



# Autocross Krautscheid II

Rennen 11: Serien TW über 1600 ccm 2wd

Krautscheid 0,850 Km

Zeittraining

04.10.2014 13:10

Qualifikation gestartet um 12:43:45

Pos.	Nr.	Name	Nat.	Fabrikat	Club	Rnd.	Beste Zeit	Diff.	In Rd.	km/h
1	299	Christian Koob	D	Renault Clio 2,0	AMSC Pfeffelbach	3	40.712		2	75,162
2	228	Gilles Weis	L	Honda Integra 1,8	ACC Windhausen	3	40.759	0.047	3	75,075
3	210	Mike Emons	NL	Toyota Celica	Zilberrenn Volgels	3	40.857	0.145	1	74,895
4	221	Dirk Schumacher	D	VW Golf GTI 1,8	AMSC Pfeffelbach	3	41.602	0.890	2	73,554
5	227	Felix Dörr	D	VW Corrado 1,8	AMSC Pfeffelbach	3	41.694	0.982	3	73,392
6	298	Maximilian Harth	D	Seat Ibiza 1,8	MSF Hof Bleidenbach	3	41.952	1.240	2	72,941
7	212	Stefan Kömen	D	VW Scirocco 1,8 16V	ACR Eifelnd e.V.	3	42.728	2.016	3	71,616
8	249	Tom Mayer	L	VW Golf GTI 2,0 16V	Flying Hirsch	3	42.842	2.130	3	71,425
9	238	Jeffrey Evers	NL	Opel Astra 2,0 16V		3	43.103	2.391	1	70,993
10	207	Werner Ferber	D	VW Golf G60		3	43.131	2.419	2	70,947
11	205	Gilles Hendrickx	L	VW Golf 3 GTI 2,0	Flying Hirsch	3	43.253	2.541	2	70,747
12	213	Dominique Richter	D	Opel Astra GSI 2,0 16V	ACR Eifelnd e.V.	3	43.395	2.683	3	70,515
13	275	David Mehling	D	Opel Corsa 1,6	CR Motorsport	3	43.995	3.283	1	69,553
14	280	Jarno Smelers	NL	Opel Astra 2,0		3	44.018	3.306	3	69,517
15	261	Johann Van der Vonde	NL	Opel Kadett 2,0		3	44.334	3.622	3	69,022
16	237	Marius Mettlen	B	Renault 19 1,8		3	44.720	4.008	3	68,426
17	180	Sioerd Bus	NL	Toyota MR2 1,6	Ziberen Volgels	3	44.724	4.012	3	68,420
18	269	Ralf Hassler	D	Peugot 205	RG Saarfeld	2	44.957	4.245	1	68,065
19	105	Jens Wagner	D	VW Golf GTI 2,0 16V	ACR Eifelnd	3	44.996	4.284	2	68,006



# Autocross Krautscheid II

Rennen 11: Serien TW über 1600 ccm 2wd

Krautscheid 0,850 Km

Zeittraining

04.10.2014 13:10

Qualifikation gestartet um 12:43:45

Runde	Rundenzeit	Diff.	Tageszeit
<b>(299) Christian Koob</b>			
1	41.603	+0.891	12:53:16.914
2	<b>40.712</b>		12:53:57.626
3	41.385	+0.673	12:54:39.011
<b>(228) Gilles Weis</b>			
1	41.291	+0.532	12:53:09.858
2	43.397	+2.638	12:53:53.255
3	<b>40.759</b>		12:54:34.014
<b>(210) Mike Emons</b>			
1	<b>40.857</b>		12:53:33.180
2	41.737	+0.880	12:54:14.917
3	41.640	+0.783	12:54:56.557
<b>(221) Dirk Schumacher</b>			
1	42.531	+0.929	12:53:24.398
2	<b>41.602</b>		12:54:06.000
3	41.860	+0.258	12:54:47.860
<b>(227) Felix Dörr</b>			
1	42.488	+0.794	12:44:37.991
2	41.816	+0.122	12:45:19.807
3	<b>41.694</b>		12:46:01.501
<b>(298) Maximilian Harth</b>			
1	42.755	+0.803	12:48:40.191
2	<b>41.952</b>		12:49:22.143
3	42.301	+0.349	12:50:04.444
<b>(212) Stefan Kömen</b>			
1	44.276	+1.548	12:44:56.992
2	43.726	+0.998	12:45:40.718
3	<b>42.728</b>		12:46:23.446
<b>(249) Tom Mayer</b>			
1	43.413	+0.571	12:44:51.784
2	43.566	+0.724	12:45:35.350
3	<b>42.842</b>		12:46:18.192
<b>(238) Jeffrey Evers</b>			
1	<b>43.103</b>		12:48:22.719
2	43.838	+0.735	12:49:06.557
3	43.846	+0.743	12:49:50.403
<b>(207) Werner Ferber</b>			
1	43.759	+0.628	12:48:18.388
2	<b>43.131</b>		12:49:01.519
3	44.911	+1.780	12:49:46.430
<b>(205) Gilles Hendrickx</b>			
1	43.345	+0.092	12:44:46.148
2	<b>43.253</b>		12:45:29.401
3	44.044	+0.791	12:46:13.445
<b>(213) Dominique Richter</b>			
1	44.598	+1.203	12:45:04.099
2	43.508	+0.113	12:45:47.607
3	<b>43.395</b>		12:46:31.002
<b>(275) David Mehling</b>			
1	<b>43.995</b>		12:53:41.152
2	44.157	+0.162	12:54:25.309
3	44.236	+0.241	12:55:09.545

Runde	Rundenzeit	Diff.	Tageszeit
<b>(280) Jarno Smelers</b>			
1	44.550	+0.532	12:45:14.452
2	44.132	+0.114	12:45:58.584
3	<b>44.018</b>		12:46:42.602
<b>(261) Johann Van der Vondervoort</b>			
1	45.546	+1.212	12:45:09.606
2	44.972	+0.638	12:45:54.578
3	<b>44.334</b>		12:46:38.912
<b>(237) Marius Mettlen</b>			
1	47.145	+2.425	12:48:38.685
2	45.917	+1.197	12:49:24.602
3	<b>44.720</b>		12:50:09.322
<b>(180) Sjoerd Bus</b>			
1	44.880	+0.156	12:53:30.521
2	44.757	+0.033	12:54:15.278
3	<b>44.724</b>		12:55:00.002
<b>(269) Ralf Hassler</b>			
1	<b>44.957</b>		12:48:29.817
2	46.276	+1.319	12:49:16.093
<b>(105) Jens Wagner</b>			
1	46.188	+1.192	12:48:15.475
2	<b>44.996</b>		12:49:00.471
3	45.211	+0.215	12:49:45.682

Runde	Rundenzeit	Diff.	Tageszeit
-------	------------	-------	-----------



# Autocross Krautscheid II


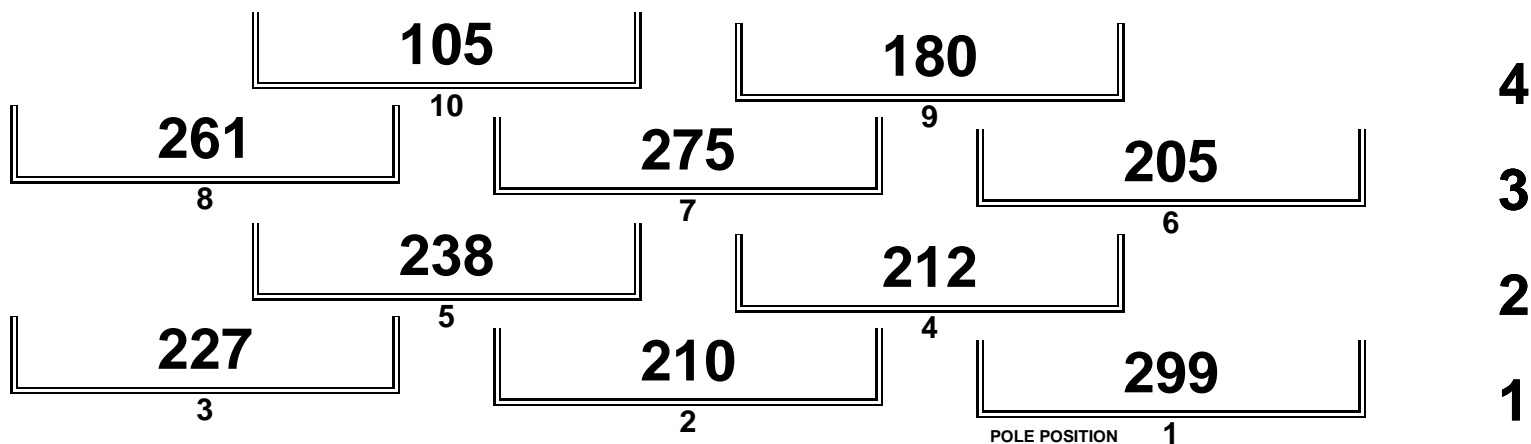
Rennen 11: Serien TW über 1600 ccm 2wd

Krautscheid 0,850 Km

1. Vorlauf Gruppe 1

04.10.2014 17:10

Rennen (6 Runden)





# Autocross Krautscheid II


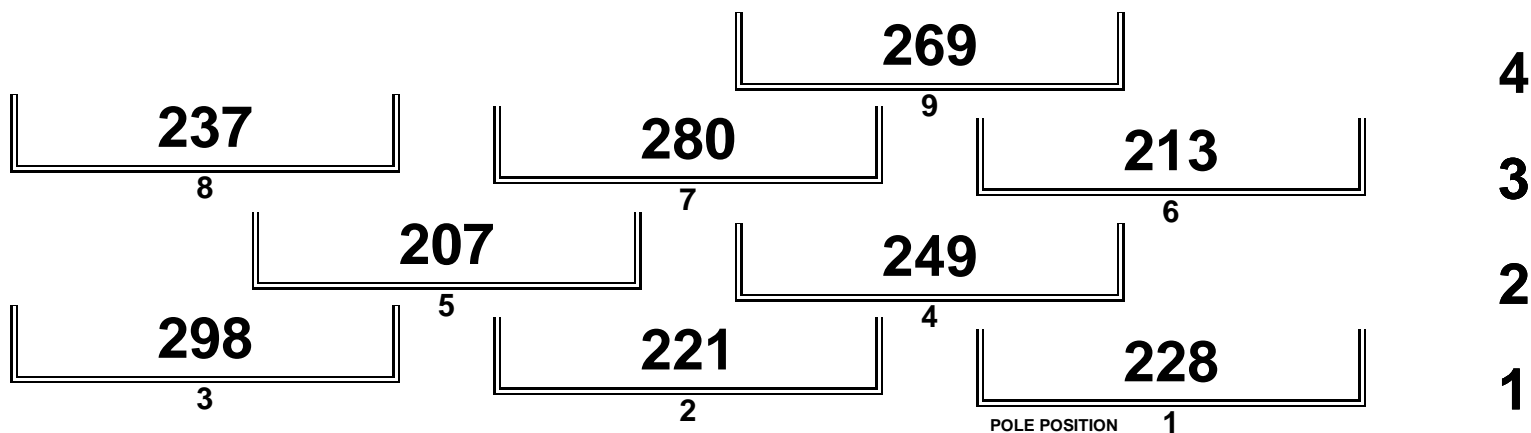
Rennen 11: Serien TW über 1600 ccm 2wd

Krautscheid 0,850 Km

1. Vorlauf Grupp 2

04.10.2014 17:11

Rennen (6 Runden)





## Autocross Krautscheid II

Rennen 11: Serien TW über 1600 ccm 2wd

Krautscheid 0,850 Km

1. Vorlauf Gruppe 1

04.10.2014 17:10

Rennen (6 Runden) gestartet um 17:20:46

Pos.	Nr.	Name	Nat.	Fabrikat	Club	Rnd.	Gesamtzeit	Diff.	Beste Zeit	In Rd.	Pkt.
1	210	Mike Emons	NL	Toyota Celica	Zilberrenn Volgels	6	4:00.187		39.705	5	10
2	299	Christian Koob	D	Renault Clio 2,0	AMSC Pfeffelbach	6	4:07.508	7.321	40.712	4	9
3	238	Jeffrey Evers	NL	Opel Astra 2,0 16V		6	4:12.284	12.097	40.822	5	8
4	212	Stefan Kömen	D	VW Scirocco 1,8 16V	ACR Eifelland e.V.	6	4:16.160	15.973	41.799	4	7
5	205	Gilles Hendrickx	L	VW Golf 3 GTI 2,0	Flying Hirsch	6	4:19.515	19.328	42.123	5	6
6	261	Johann Van der Vonde	NL	Opel Kadett 2,0		6	4:21.469	21.282	42.318	6	5
7	180	Sjoerd Bus	NL	Toyota MR2 1,6	Ziberen Volgels	6	4:30.019	29.832	43.282	2	4
8	275	David Mehling	D	Opel Corsa 1,6	CR Motorsport	6	4:42.101	41.914	44.411	5	3
Nicht Klassifiziert (3 Rnd.)											
DNF	227	Felix Dörr	D	VW Corrado 1,8	AMSC Pfeffelbach	1	1:24.266	DNF	1:01.602	1	0
DNF	105	Jens Wagner	D	VW Golf GTI 2,0 16V	ACR Eifelland		8.739	DNF		0	0

Vorsprung	Ø km/h	Beste Rundenzeit	km/h	Beste Runde von
7.321	76,440	39.705	77,068	210 - Mike Emons



# Autocross Krautscheid II

Rennen 11: Serien TW über 1600 ccm 2wd

Krautscheid 0,850 Km

1. Vorlauf Gruppe 1

04.10.2014 17:10

Rennen (6 Runden) gestartet um 17:20:46

Runde	Rundenzeit	Diff.	Tageszeit
<b>(210) Mike Emons</b>			
1	40.282	+0.577	17:21:27.096
2	40.169	+0.464	17:22:07.265
3	40.050	+0.345	17:22:47.315
4	39.860	+0.155	17:23:27.175
5	<b>39.705</b>		17:24:06.880
6	40.121	+0.416	17:24:47.001

<b>(299) Christian Koob</b>			
1	41.664	+0.952	17:21:29.980
2	40.787	+0.075	17:22:10.767
3	40.746	+0.034	17:22:51.513
4	<b>40.712</b>		17:23:32.225
5	41.104	+0.392	17:24:13.329
6	40.993	+0.281	17:24:54.322

<b>(238) Jeffrey Evers</b>			
1	42.709	+1.887	17:21:31.585
2	42.539	+1.717	17:22:14.124
3	41.746	+0.924	17:22:55.870
4	41.409	+0.587	17:23:37.279
5	<b>40.822</b>		17:24:18.101
6	40.997	+0.175	17:24:59.098

<b>(212) Stefan Kömen</b>			
1	43.224	+1.425	17:21:31.094
2	42.324	+0.525	17:22:13.418
3	42.072	+0.273	17:22:55.490
4	<b>41.799</b>		17:23:37.289
5	43.164	+1.365	17:24:20.453
6	42.521	+0.722	17:25:02.974

<b>(205) Gilles Hendrickx</b>			
1	44.013	+1.890	17:21:33.357
2	42.581	+0.458	17:22:15.938
3	43.418	+1.295	17:22:59.356
4	42.385	+0.262	17:23:41.741
5	<b>42.123</b>		17:24:23.864
6	42.465	+0.342	17:25:06.329

<b>(261) Johann Van der Vondervoort</b>			
1	44.055	+1.737	17:21:34.380
2	43.213	+0.895	17:22:17.593
3	43.065	+0.747	17:23:00.658
4	42.851	+0.533	17:23:43.509
5	42.456	+0.138	17:24:25.965
6	<b>42.318</b>		17:25:08.283

<b>(180) Sjoerd Bus</b>			
1	45.105	+1.823	17:21:37.176
2	<b>43.282</b>		17:22:20.458
3	43.510	+0.228	17:23:03.968
4	44.051	+0.769	17:23:48.019
5	43.957	+0.675	17:24:31.976
6	44.857	+1.575	17:25:16.833

<b>(275) David Mehling</b>			
1	53.525	+9.114	17:21:44.300
2	44.988	+0.577	17:22:29.288
3	45.337	+0.926	17:23:14.625
4	44.429	+0.018	17:23:59.054
5	<b>44.411</b>		17:24:43.465
6	45.450	+1.039	17:25:28.915

<b>(227) Felix Dörr</b>			
-------------------------	--	--	--

Runde	Rundenzeit	Diff.	Tageszeit
1	<b>1:01.602</b>		17:22:11.080

Runde	Rundenzeit	Diff.	Tageszeit
-------	------------	-------	-----------



# Autocross Krautscheid II


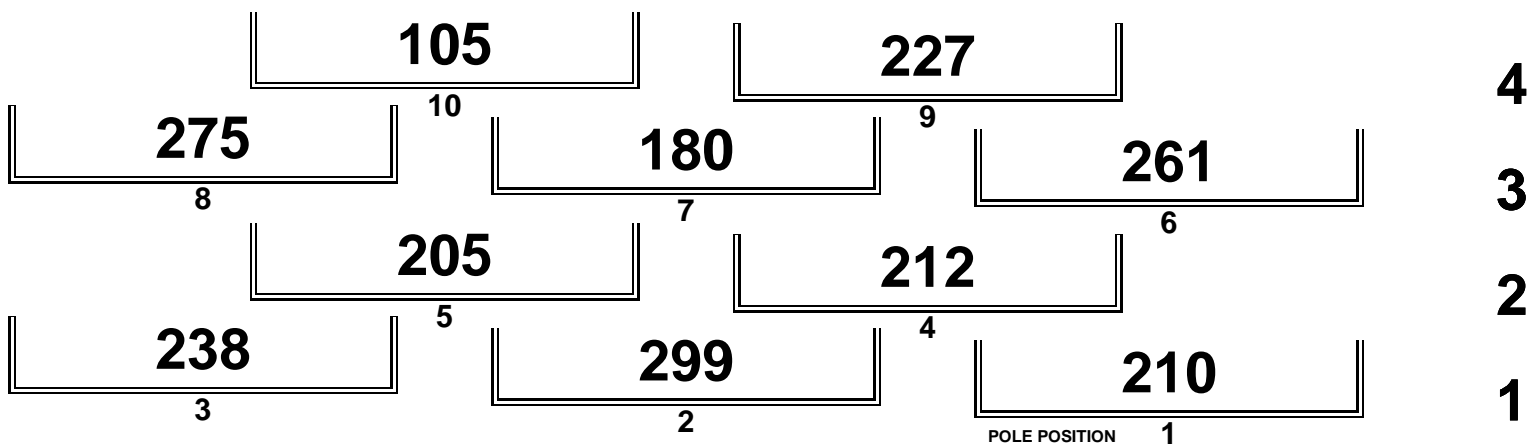
Rennen 11: Serien TW über 1600 ccm 2wd

Krautscheid 0,850 Km

2. Vorlauf Gruppe 1

05.10.2014 11:10

Rennen (6 Runden)





## Autocross Krautscheid II

Rennen 11: Serien TW über 1600 ccm 2wd

Krautscheid 0,850 Km

1. Vorlauf Gruppe 2

04.10.2014 17:11

Rennen (6 Runden) gestartet um 17:29:27

Pos.	Nr.	Name	Nat.	Fabrikat	Club	Rnd.	Gesamtzeit	Diff.	Beste Zeit	In Rd.	Pkt.
1	221	Dirk Schumacher	D	VW Golf GTI 1,8	AMSC Pfeffelbach	6	4:20.616		41.064	5	10
2	228	Gilles Weis	L	Honda Integra 1,8	ACC Windhausen	6	4:21.117	0.501	40.899	2	9
3	249	Tom Mayer	L	VW Golf GTI 2,0 16V	Flying Hirsch	6	4:31.082	10.466	42.481	4	8
4	207	Werner Ferber	D	VW Golf G60		6	4:35.763	15.147	42.825	6	7
5	280	Jarno Smelsers	NL	Opel Astra 2,0		6	4:39.582	18.966	43.222	5	6
6	237	Marius Mettlen	B	Renault 19 1,8		6	4:45.583	24.967	44.183	6	5
7	267	Armand Wiertz	B	Honda Civic 1,4		6	4:46.609	25.993	43.851	4	4
Nicht Klassifiziert (3 Rnd.)											
DNF	298	Maximilian Harth	D	Seat Ibiza 1,8	MSF Hof Bleidenbach	4	2:59.503	DNF	41.106	3	0
DNF	213	Dominique Richter	D	Opel Astra GSI 2,0 16V	ACR Eifelland e.V.	2	1:42.775	DNF	43.775	1	0
DNF	269	Ralf Hassler	D	Peugot 205	RG Saarfeld			DNF		0	0

Vorsprung	Ø km/h	Beste Rundenzeit	km/h	Beste Runde von
0.501	70,448	40.899	74,818	228 - Gilles Weis





# Autocross Krautscheid II

Rennen 11: Serien TW über 1600 ccm 2wd

Krautscheid 0,850 Km

1. Vorlauf Gruppe 2

04.10.2014 17:11

Rennen (6 Runden) gestartet um 17:29:27

Runde	Rundenzeit	Diff.	Tageszeit	Runde	Rundenzeit	Diff.	Tageszeit	Runde	Rundenzeit	Diff.	Tageszeit
<b>(221) Dirk Schumacher</b>											
1	41.341	+0.277	17:30:21.769								
2	41.213	+0.149	17:31:02.982								
3	41.254	+0.190	17:31:44.236								
4	41.197	+0.133	17:32:25.433								
5	<b>41.064</b>		17:33:06.497								
6	41.441	+0.377	17:33:47.938								
<b>(228) Gilles Weis</b>											
1	41.579	+0.680	17:30:22.292								
2	<b>40.899</b>		17:31:03.191								
3	41.334	+0.435	17:31:44.525								
4	41.151	+0.252	17:32:25.676								
5	41.055	+0.156	17:33:06.731								
6	41.708	+0.809	17:33:48.439								
<b>(249) Tom Mayer</b>											
1	43.168	+0.687	17:30:24.790								
2	43.146	+0.665	17:31:07.936								
3	42.844	+0.363	17:31:50.780								
4	<b>42.481</b>		17:32:33.261								
5	42.592	+0.111	17:33:15.853								
6	42.551	+0.070	17:33:58.404								
<b>(207) Werner Ferber</b>											
1	44.507	+1.682	17:30:26.547								
2	43.910	+1.085	17:31:10.457								
3	43.954	+1.129	17:31:54.411								
4	42.967	+0.142	17:32:37.378								
5	42.882	+0.057	17:33:20.260								
6	<b>42.825</b>		17:34:03.085								
<b>(280) Jarno Smelers</b>											
1	44.934	+1.712	17:30:27.386								
2	43.908	+0.686	17:31:11.294								
3	44.915	+1.693	17:31:56.209								
4	43.292	+0.070	17:32:39.501								
5	<b>43.222</b>		17:33:22.723								
6	44.181	+0.959	17:34:06.904								
<b>(237) Marius Mettlen</b>											
1	46.716	+2.533	17:30:29.838								
2	45.049	+0.866	17:31:14.887								
3	44.827	+0.644	17:31:59.714								
4	44.643	+0.460	17:32:44.357								
5	44.365	+0.182	17:33:28.722								
6	<b>44.183</b>		17:34:12.905								
<b>(267) Armand Wiertz</b>											
1	45.638	+1.787	17:30:30.433								
2	45.188	+1.337	17:31:15.621								
3	45.521	+1.670	17:32:01.142								
4	<b>43.851</b>		17:32:44.993								
5	44.433	+0.582	17:33:29.426								
6	44.505	+0.654	17:34:13.931								
<b>(298) Maximilian Harth</b>											
1	42.491	+1.385	17:30:23.249								
2	41.234	+0.128	17:31:04.483								
3	<b>41.106</b>		17:31:45.589								
4	41.236	+0.130	17:32:26.825								
<b>(213) Dominique Richter</b>											
1	<b>43.775</b>		17:30:25.876								
2	44.221	+0.446	17:31:10.097								



# Autocross Krautscheid II


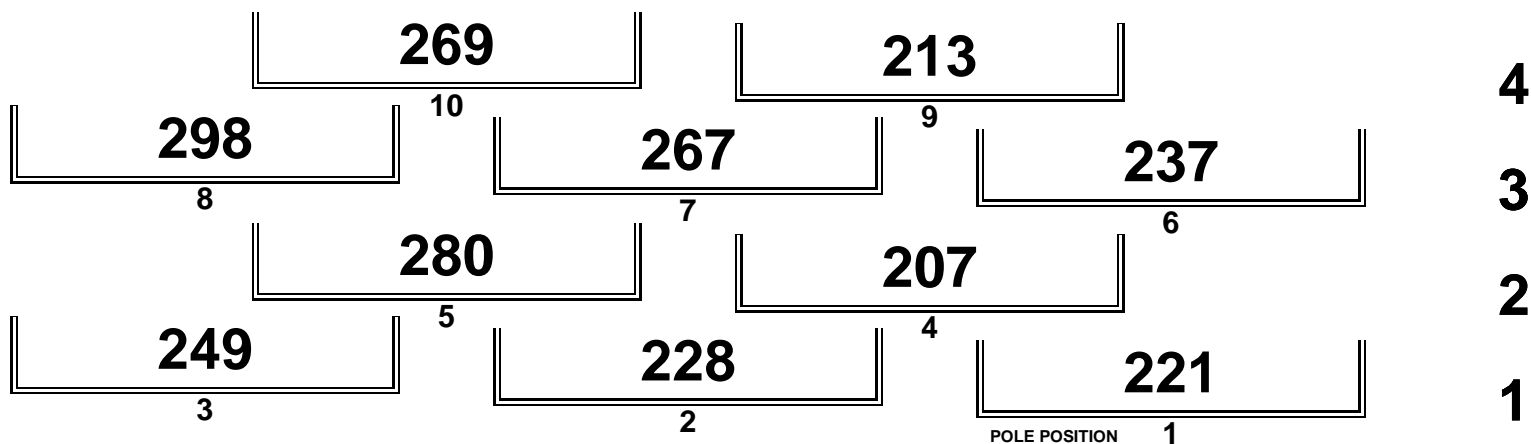
Rennen 11: Serien TW über 1600 ccm 2wd

Krautscheid 0,850 Km

2.Vorlauf Gruppe 2

05.10.2014 11:11

Rennen (6 Runden)





## Autocross Krautscheid II

Rennen 11: Serien TW über 1600 ccm 2wd

Krautscheid 0,850 Km

2. Vorlauf Gruppe 1

05.10.2014 11:10

Rennen (5 Runden) gestartet um 10:24:39

Pos.	Nr.	Name	Nat.	Fabrikat	Club	Rnd.	Gesamtzeit	Diff.	Beste Zeit	In Rd.	Pkt.
1	210	Mike Emons	NL	Toyota Celica	Zilberrenn Volgels	5	3:33.454		42.457	1	10
2	238	Jeffrey Evers	NL	Opel Astra 2,0 16V		5	3:35.196	1.742	42.533	2	9
3	227	Felix Dörr	D	VW Corrado 1,8	AMSC Pfeffelbach	5	3:36.314	2.860	42.342	5	8
4	212	Stefan Kömen	D	VW Scirocco 1,8 16V	ACR Eifelland e.V.	5	3:39.063	5.609	42.749	5	7
5	261	Johann Van der Vonde	NL	Opel Kadett 2,0		5	3:39.890	6.436	42.580	5	6
6	205	Gilles Hendrickx	L	VW Golf 3 GTI 2,0	Flying Hirsch	5	3:46.563	13.109	44.279	5	5
7	180	Sioerd Bus	NL	Toyota MR2 1,6	Ziberen Volgels	5	3:50.947	17.493	44.955	2	4
8	105	Jens Wagner	D	VW Golf GTI 2,0 16V	ACR Eifelland	5	4:00.188	26.734	45.928	5	3
Nicht Klassifiziert (3 Rnd.)											
DNF	275	David Mehling	D	Opel Corsa 1,6	CR Motorsport	2	1:39.876	DNF	48.366	1	0
DNF	299	Christian Koob	D	Renault Clio 2,0	AMSC Pfeffelbach		0.176	DNF		0	0

Vorsprung	Ø km/h	Beste Rundenzeit	km/h	Beste Runde von
1.742	71,678	42.342	72,269	227 - Felix Dörr



# Autocross Krautscheid II

Rennen 11: Serien TW über 1600 ccm 2wd

Krautscheid 0,850 Km

2. Vorlauf Gruppe 1

05.10.2014 11:10

Rennen (5 Runden) gestartet um 10:24:39

Runde	Rundenzeit	Diff.	Tageszeit	Runde	Rundenzeit	Diff.	Tageszeit	Runde	Rundenzeit	Diff.	Tageszeit
<b>(210) Mike Emons</b>											
1	<b>42.457</b>		10:25:21.682								
2	42.703	+0.246	10:26:04.385								
3	42.791	+0.334	10:26:47.176								
4	42.644	+0.187	10:27:29.820								
5	42.859	+0.402	10:28:12.679								
<b>(238) Jeffrey Evers</b>											
1	42.810	+0.277	10:25:22.568								
2	<b>42.533</b>		10:26:05.101								
3	43.022	+0.489	10:26:48.123								
4	43.710	+1.177	10:27:31.833								
5	42.588	+0.055	10:28:14.421								
<b>(227) Felix Dörr</b>											
1	43.021	+0.679	10:25:23.650								
2	42.437	+0.095	10:26:06.087								
3	43.910	+1.568	10:26:49.997								
4	43.200	+0.858	10:27:33.197								
5	<b>42.342</b>		10:28:15.539								
<b>(212) Stefan Kömen</b>											
1	44.622	+1.873	10:25:25.034								
2	43.645	+0.896	10:26:08.679								
3	43.503	+0.754	10:26:52.182								
4	43.357	+0.608	10:27:35.539								
5	<b>42.749</b>		10:28:18.288								
<b>(261) Johann Van der Vondervoort</b>											
1	45.362	+2.782	10:25:26.528								
2	43.591	+1.011	10:26:10.119								
3	43.104	+0.524	10:26:53.223								
4	43.312	+0.732	10:27:36.535								
5	<b>42.580</b>		10:28:19.115								
<b>(205) Gilles Hendrickx</b>											
1	46.225	+1.946	10:25:27.735								
2	44.438	+0.159	10:26:12.173								
3	44.440	+0.161	10:26:56.613								
4	44.896	+0.617	10:27:41.509								
5	<b>44.279</b>		10:28:25.788								
<b>(180) Sjoerd Bus</b>											
1	47.940	+2.985	10:25:29.088								
2	<b>44.955</b>		10:26:14.043								
3	45.247	+0.292	10:26:59.290								
4	45.541	+0.586	10:27:44.831								
5	45.341	+0.386	10:28:30.172								
<b>(105) Jens Wagner</b>											
1	48.345	+2.417	10:25:31.608								
2	47.725	+1.797	10:26:19.333								
3	47.729	+1.801	10:27:07.062								
4	46.423	+0.495	10:27:53.485								
5	<b>45.928</b>		10:28:39.413								
<b>(275) David Mehling</b>											
1	<b>48.366</b>		10:25:30.335								
2	48.766	+0.400	10:26:19.101								



## Autocross Krautscheid II

Rennen 11: Serien TW über 1600 ccm 2wd

Krautscheid 0,850 Km

2.Vorlauf Gruppe 2

05.10.2014 11:11

Rennen (5 Runden) gestartet um 10:34:10

Pos.	Nr.	Name	Nat.	Fabrikat	Club	Rnd.	Gesamtzeit	Diff.	Beste Zeit	In Rd.	Pkt.
1	228	Gilles Weis	L	Honda Integra 1,8	ACC Windhausen	5	3:42.547		41.144	3	10
2	221	Dirk Schumacher	D	VW Golf GTI 1,8	AMSC Pfeffelbach	5	3:48.403	5.856	42.326	3	9
3	298	Maximilian Harth	D	Seat Ibiza 1,8	MSF Hof Bleidenbach	5	3:50.408	7.861	41.604	5	8
4	207	Werner Ferber	D	VW Golf G60		5	3:51.948	9.401	43.181	3	7
5	249	Tom Mayer	L	VW Golf GTI 2,0 16V	Flying Hirsch	5	3:52.375	9.828	42.617	5	6
6	267	Armand Wiertz	B	Honda Civic 1,4		5	3:55.189	12.642	43.426	5	5
7	213	Dominique Richter	D	Opel Astra GSI 2,0 16	ACR Eifelland e.V.	5	3:59.335	16.788	43.159	4	4
Nicht Klassifiziert (3 Rnd.)											
DNF	237	Marius Mettlen	B	Renault 19 1,8		4	3:19.913	DNF	45.196	4	0
NS	280	Jarno Smelers	NL	Opel Astra 2,0				DNF		0	0
NS	269	Ralf Hassler	D	Peugot 205	RG Saarfeld			DNF		0	0

Vorsprung	Ø km/h	Beste Rundenzeit	km/h	Beste Runde von
5.856	68,750	41.144	74,373	228 - Gilles Weis



# Autocross Krautscheid II

Rennen 11: Serien TW über 1600 ccm 2wd

Krautscheid 0,850 Km

2. Vorlauf Gruppe 2

05.10.2014 11:11

Rennen (5 Runden) gestartet um 10:34:10

Runde	Rundenzeit	Diff.	Tageszeit	Runde	Rundenzeit	Diff.	Tageszeit	Runde	Rundenzeit	Diff.	Tageszeit
<b>(228) Gilles Weis</b>											
1	42.427	+1.283	10:35:06.951								
2	41.914	+0.770	10:35:48.865								
3	<b>41.144</b>		10:36:30.009								
4	41.669	+0.525	10:37:11.678								
5	41.680	+0.536	10:37:53.358								
<b>(221) Dirk Schumacher</b>											
1	42.486	+0.160	10:35:06.649								
2	42.443	+0.117	10:35:49.092								
3	<b>42.326</b>		10:36:31.418								
4	43.120	+0.794	10:37:14.538								
5	44.676	+2.350	10:37:59.214								
<b>(298) Maximilian Harth</b>											
1	45.059	+3.455	10:35:10.959								
2	43.233	+1.629	10:35:54.192								
3	43.189	+1.585	10:36:37.381								
4	42.234	+0.630	10:37:19.615								
5	<b>41.604</b>		10:38:01.219								
<b>(207) Werner Ferber</b>											
1	44.173	+0.992	10:35:09.134								
2	43.670	+0.489	10:35:52.804								
3	<b>43.181</b>		10:36:35.985								
4	43.311	+0.130	10:37:19.296								
5	43.463	+0.282	10:38:02.759								
<b>(249) Tom Mayer</b>											
1	44.492	+1.875	10:35:09.553								
2	44.350	+1.733	10:35:53.903								
3	43.698	+1.081	10:36:37.601								
4	42.968	+0.351	10:37:20.569								
5	<b>42.617</b>		10:38:03.186								
<b>(267) Armand Wiertz</b>											
1	45.229	+1.803	10:35:10.697								
2	44.421	+0.995	10:35:55.118								
3	43.726	+0.300	10:36:38.844								
4	43.730	+0.304	10:37:22.574								
5	<b>43.426</b>		10:38:06.000								
<b>(213) Dominique Richter</b>											
1	47.162	+4.003	10:35:14.102								
2	45.014	+1.855	10:35:59.116								
3	43.795	+0.636	10:36:42.911								
4	<b>43.159</b>		10:37:26.070								
5	44.076	+0.917	10:38:10.146								
<b>(237) Marius Mettlen</b>											
1	47.055	+1.859	10:35:13.588								
2	46.708	+1.512	10:36:00.296								
3	45.232	+0.036	10:36:45.528								
4	<b>45.196</b>		10:37:30.724								



# Autocross Krautscheid II


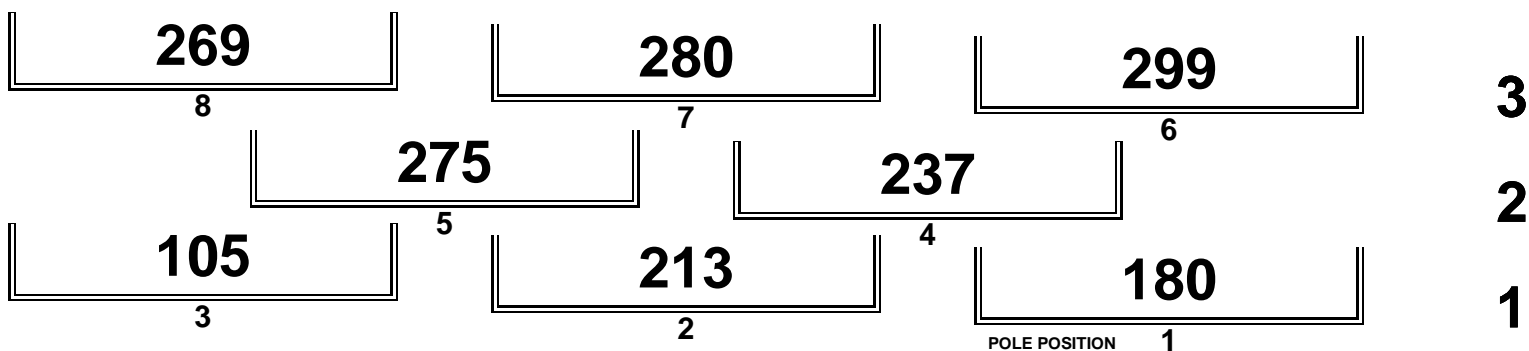
Rennen 11: Serien TW über 1600 ccm 2wd

Krautscheid 0,850 Km

Hoffungslauf

05.10.2014 12:34

Rennen (5 Runden)









## Autocross Krautscheid II

Rennen 11: Serien TW über 1600 ccm 2wd

Krautscheid 0,850 Km

Finale

05.10.2014 15:40

Rennen (5 Runden) gestartet um 16:14:58

Pos.	Nr.	Name	Nat.	Fabrikat	Club	Rnd.	Gesamtzeit	Diff.	Beste Zeit	In Rd.	Pkt.
1	210	Mike Emons	NL	Toyota Celica	Zilberrenn Volgels	5	3:19.435		39.527	4	20
2	228	Gilles Weis	L	Honda Integra 1,8	ACC Windhausen	5	3:24.529	5.094	40.584	5	16
3	238	Jeffrey Evers	NL	Opel Astra 2,0 16V		5	3:27.170	7.735	40.800	4	14
4	298	Maximilian Harth	D	Seat Ibiza 1,8	MSF Hof Bleidenbach	5	3:31.258	11.823	41.432	3	12
5	207	Werner Ferber	D	VW Golf G60		5	3:36.331	16.896	42.311	4	10
6	249	Tom Mayer	L	VW Golf GTI 2,0 16V	Flying Hirsch	5	3:37.984	18.549	41.806	4	8
7	221	Dirk Schumacher	D	VW Golf GTI 1,8	AMSC Pfeffelbach	5	3:39.035	19.600	42.889	4	6
8	205	Gilles Hendrickx	L	VW Golf 3 GTI 2,0	Flying Hirsch	5	3:39.847	20.412	42.178	4	4
9	212	Stefan Kömen	D	VW Scirocco 1,8 16V	ACR Eifelland e.V.	5	3:40.248	20.813	41.787	5	2
10	213	Dominique Richter	D	Opel Astra GSI 2,0 16V	ACR Eifelland e.V.	5	3:41.363	21.928	41.946	5	1
11	261	Johann Van der Vonde	NL	Opel Kadett 2,0		5	3:42.894	23.459	42.349	5	0
12	269	Ralf Hassler	D	Peugot 205	RG Saarfeld	5	3:47.918	28.483	43.123	4	0
13	267	Armand Wiertz	B	Honda Civic 1,4		5	3:51.556	32.121	42.618	5	0
14	237	Marius Mettlen	B	Renault 19 1,8		4	3:20.928	1 Runde	44.533	2	0

Vorsprung	Ø km/h	Beste Rundenzeit	km/h	Beste Runde von
5.094	76,717	39.527	77,415	210 - Mike Emons



# Autocross Krautscheid II

Rennen 11: Serien TW über 1600 ccm 2wd

Krautscheid 0,850 Km

Finale

05.10.2014 15:40

Rennen (5 Runden) gestartet um 16:14:58

Runde	Rundenzeit	Diff.	Tageszeit
<b>(210) Mike Emons</b>			
1	39.692	+0.165	16:15:37.732
2	39.824	+0.297	16:16:17.556
3	40.321	+0.794	16:16:57.877
4	<b>39.527</b>		16:17:37.404
5	40.071	+0.544	16:18:17.475

Runde	Rundenzeit	Diff.	Tageszeit
<b>(228) Gilles Weis</b>			
1	41.030	+0.446	16:15:39.516
2	40.815	+0.231	16:16:20.331
3	40.634	+0.050	16:17:00.965
4	41.020	+0.436	16:17:41.985
5	<b>40.584</b>		16:18:22.569

Runde	Rundenzeit	Diff.	Tageszeit
<b>(238) Jeffrey Evers</b>			
1	42.096	+1.296	16:15:41.022
2	41.158	+0.358	16:16:22.180
3	41.202	+0.402	16:17:03.382
4	<b>40.800</b>		16:17:44.182
5	41.028	+0.228	16:18:25.210

Runde	Rundenzeit	Diff.	Tageszeit
<b>(298) Maximilian Harth</b>			
1	42.610	+1.178	16:15:41.704
2	41.857	+0.425	16:16:23.561
3	<b>41.432</b>		16:17:04.993
4	42.596	+1.164	16:17:47.589
5	41.709	+0.277	16:18:29.298

Runde	Rundenzeit	Diff.	Tageszeit
<b>(207) Werner Ferber</b>			
1	43.810	+1.499	16:15:43.651
2	42.888	+0.577	16:16:26.539
3	42.596	+0.285	16:17:09.135
4	<b>42.311</b>		16:17:51.446
5	42.925	+0.614	16:18:34.371

Runde	Rundenzeit	Diff.	Tageszeit
<b>(249) Tom Mayer</b>			
1	45.533	+3.727	16:15:46.214
2	43.298	+1.492	16:16:29.512
3	42.859	+1.053	16:17:12.371
4	<b>41.806</b>		16:17:54.177
5	41.847	+0.041	16:18:36.024

Runde	Rundenzeit	Diff.	Tageszeit
<b>(221) Dirk Schumacher</b>			
1	44.602	+1.713	16:15:44.370
2	43.739	+0.850	16:16:28.109
3	42.893	+0.004	16:17:11.002
4	<b>42.889</b>		16:17:53.891
5	43.184	+0.295	16:18:37.075

Runde	Rundenzeit	Diff.	Tageszeit
<b>(205) Gilles Hendrickx</b>			
1	44.596	+2.418	16:15:44.984
2	44.718	+2.540	16:16:29.702
3	43.236	+1.058	16:17:12.938
4	<b>42.178</b>		16:17:55.116
5	42.771	+0.593	16:18:37.887

Runde	Rundenzeit	Diff.	Tageszeit
<b>(212) Stefan Kömen</b>			
1	46.907	+5.120	16:15:47.233
2	43.279	+1.492	16:16:30.512
3	43.633	+1.846	16:17:14.145
4	42.356	+0.569	16:17:56.501
5	<b>41.787</b>		16:18:38.288

Runde	Rundenzeit	Diff.	Tageszeit
<b>(213) Dominique Richter</b>			
1	45.929	+3.983	16:15:47.573

Runde	Rundenzeit	Diff.	Tageszeit
2	43.781	+1.835	16:16:31.354
3	43.464	+1.518	16:17:14.818
4	42.639	+0.693	16:17:57.457
5	<b>41.946</b>		16:18:39.403

Runde	Rundenzeit	Diff.	Tageszeit
<b>(261) Johann Van der Vondervoort</b>			
1	45.842	+3.493	16:15:47.955
2	44.557	+2.208	16:16:32.512
3	43.274	+0.925	16:17:15.786
4	42.799	+0.450	16:17:58.585
5	<b>42.349</b>		16:18:40.934

Runde	Rundenzeit	Diff.	Tageszeit
<b>(269) Ralf Hassler</b>			
1	47.802	+4.679	16:15:50.452
2	44.769	+1.646	16:16:35.221
3	44.478	+1.355	16:17:19.699
4	<b>43.123</b>		16:18:02.822
5	43.136	+0.013	16:18:45.958

Runde	Rundenzeit	Diff.	Tageszeit
<b>(267) Armand Wiertz</b>			
1	44.572	+1.954	16:15:45.831
2	43.264	+0.646	16:16:29.095
3	54.145	+11.527	16:17:23.240
4	43.738	+1.120	16:18:06.978
5	<b>42.618</b>		16:18:49.596

Runde	Rundenzeit	Diff.	Tageszeit
<b>(237) Marius Mettlen</b>			
1	48.036	+3.503	16:15:49.915
2	<b>44.533</b>		16:16:34.448
3	50.855	+6.322	16:17:25.303
4	53.665	+9.132	16:18:18.968



## Autocross Krautscheid II

Rennen 11: Serien TW über 1600 ccm 2wd

Krautscheid 0,850 Km

Tageswertung

Pos.	Nr.	Nachname	Vorname	R1.	R2.	R3.	R4.	R5.	Gesamtpunktzahl
1	210	Emons	Mike	10	--	10	--	20	40
2	228	Weis	Gilles	--	9	--	10	16	35
3	238	Evers	Jeffrey	8	--	9	--	14	31
4	221	Schumacher	Dirk	--	10	--	9	6	25
5	207	Ferber	Werner	--	7	--	7	10	24
6	249	Mayer	Tom	--	8	--	6	8	22
7	298	Harth	Maximilian	--	0	--	8	12	20
8	212	Kömen	Stefan	7	--	7	--	2	16
9	205	Hendrickx	Gilles	6	--	5	--	4	15
10	261	Van der Vondervo	Johann	5	--	6	--	0	11
11	299	Koob	Christian	9	--	0	--	--	9
12	267	Wiertz	Armand	--	4	--	5	0	9
13	227	Dörr	Felix	0	--	8	--	--	8
14	180	Bus	Sioerd	4	--	4	--	--	8
15	280	Smelsers	Jarno	--	6	--	0	--	6
16	213	Richter	Dominique	--	0	--	4	1	5
17	237	Mettlen	Marius	--	5	--	0	0	5
18	105	Wagner	Jens	0	--	3	--	--	3
19	275	Mehling	David	3	--	0	--	--	3
20	269	Hassler	Ralf	--	0	--	0	0	0