

WAKC Hagen

World Formula + RK1

Motodrom Hagen 0,865 Km

Freies Training

19.04.2015 08:45

Training (10:00 Zeit) gestartet um 8:45:56

Pos.	Nr.	Name	Nat-Wohnort	Fabrikat	Bewerber/Sponsor	Rnd.	Beste Zeit	Diff.	In Rd.	km/h
1	8	Max Rosam	GER-Taunusstein	PCR/Briggs & Stratt	MSC Wolfhagen/ADAC Hessen-Thüringen	13	46.115		10	67,527
2	17	Marcel Schminke	GER-Bad Wildungen	PCR/Briggs & Stratt	MSC Wolfhagen / ADAC Hessen-Thüringer	13	46.444	0.329	7	67,048
3	19	Jonas Wollscheid	GER-Castrop-Rauxel	PCR/Briggs & Stratt	Beuel Kart Racing/MSB Bergstadt-Rüthen	12	46.502	0.387	10	66,965
4	121	Dominik Hamm	GER-Büttelborn	Intrepid/RK1	HAC Simmern / Wilk Sport / ADAC Mittelrft	12	46.551	0.436	11	66,894
5	6	Elias Sauerbier	GER-Geismar	LH/Briggs & Stratto	ADAC Hessen-Thüringen /Alljo-Hima-Kart-	13	46.614	0.499	7	66,804
6	7	Justin Krasniqi	GER-Neuenrade	Sodi/Briggs & Strat	Beule Kart Racing Team / IBG Goeke-Tech	13	46.635	0.520	9	66,774
7	18	Pascal Wlodarczyk	GER-Wolkenried	CRG/Briggs & Strat	Alljo Hima Kart Team/Fuldaer AC	13	46.793	0.678	10	66,548
8	122	Emely Schmidt	GER-Neukirchen	MS Kart/RK 1	MSC Homberg / ADAC Hessen-Thüringen	13	46.796	0.681	7	66,544
9	5	Simon Voghofer	GER-Hagen	LH/Briggs & Stratto	Beule Kart Racing Team/hagener AC 05	13	46.797	0.682	7	66,543
10	11	Louis Rüße	GER-Wadersloh	Haase-Corsa/Briggs	AC Oelde	13	46.809	0.694	9	66,526
11	77	Moritz Winkler	GER-Bochum	Mach 1/Briggs & St	MSC Blau Gelb Essen / Thermo Racing Te:	12	46.861	0.746	10	66,452
12	75	Tim Schürmann	GER-Meinerzhagen	Interpid/Briggs & S	AJT Halver / GCS / Mein Designer	12	47.156	1.041	11	66,036
13	21	Stefan Krenz	GER-Mülheim	PCR/Briggs & Stratt	MSC Mülheim e.V.	11	47.457	1.342	11	65,617
14	123	Tim Valentin	GER-Eppingen	Mach 1/RK 1	AC Bretten / Wilk Sport	12	47.598	1.483	11	65,423
15	23	Louis Klinkhammer	GER-Krombach	PCR/Briggs & Stratt	MSC Mülheim e.V.	12	47.641	1.526	10	65,364
16	27	Philipp Britz	GER-Saarbrücken	Swiss Corse/Briggs	VdM Bischmisheim / PJM Motorsport	7	48.337	2.222	7	64,423
17	25	Thomas Pristl	GER-Espenau	Swiss Hutless/Brigg	Preuss Motorsport /MSC Immenhausen	12	48.529	2.414	12	64,168
18	20	Sören Behrens	GER-Lemgo	LH/Briggs & Stratto	Beule Kart Racing Team/MSB Soester Bör	12	48.626	2.511	7	64,040
19	16	Michel Boensmann	GER-Wuppertal	Haase-Corsa/Briggs	Thermo Racing Team	12	48.644	2.529	11	64,016
20	2	Vivien Michelle Reit	GER-Wallrop	LH/Briggs & Stratto	Beule Kart Racing Team / MSC Herten	12	48.644	2.529	11	64,016
21	14	Janek Simmet	GER-Eppelborn	Swiss Corse/Briggs	MSC Losheim	11	48.693	2.578	8	63,952
22	15	Jannik Bock	GER-Wolfhagen	PCR/Briggs & Stratt	MSC Wolfhagen	12	48.709	2.594	7	63,931
23	4	Nico Noel Manka	GER-Unna	LH/Briggs & Stratto	Beule Kart Racing Team / MSC Bork	12	48.855	2.740	12	63,740
24	26	Niklas Schneider	GER-Koblenz	PCR/Briggs & Stratt		12	48.871	2.756	8	63,719
25	124	Christian Wachter	GER-Kaiserslautern	Intrepid/RK 1	Rennsport Wachter / Dolmetscher- und Üt	12	48.942	2.827	8	63,626
26	3	Tom Kölsch	GER-Wilnsdorf	LH/Briggs & Stratto	Beule Kart Racing Team / AMC Burbach	10	50.443	4.328	5	61,733
27	57	Justin Leitmann	GER-Schwerte	Tony/Briggs & Strat	Legrin Racing	11	51.217	5.102	9	60,800
28	10	Philip Heine	GER-Bad Arolsen	PCR/Briggs & Stratt	MSC Wolfhagen	2	53.871	7.756	2	57,805
29	24	Max Bolzenius	GER-Meschede	Birel/Briggs & Strat	MSC Oeventrop	10	55.080	8.965	9	56,536
30	13	Maximilian Rissler	GER-Duisburg	Zanardi/Briggs & St	Thermo Racing Team	10	55.407	9.292	9	56,202

Reg-Nr.: 37/2015

Orbits

Zeitnahme Monika Riehmers:

Rennleiter Dominik Rösch:

Schiedsrichter Thomas Ferrero:

Gedruckt: 19.04.2015 08:57:00 Aushang:

h

WAKC Hagen

World Formula + RK1

Motodrom Hagen 0,865 Km

Freies Training

19.04.2015 08:45

Training (10:00 Zeit) gestartet um 8:45:56

Pos.	Nr.	Name	Nat-Wohnort	Fabrikat	Bewerber/Sponsor	Rnd.	Beste Zeit	Diff.	In Rd.	km/h
RK1										
1	121	Dominik Hamm	GER-Büttelborn	Intrepid/RK1	HAC Simmern / Wilk Sport / ADAC Mittelrt	12	46.551		11	66,894
2	122	Emely Schmidt	GER-Neukirchen	MS Kart/RK 1	MSC Homberg / ADAC Hessen-Thüringen	13	46.796	0.245	7	66,544
3	123	Tim Valentin	GER-Eppingen	Mach 1/RK 1	AC Bretten / Wilk Sport	12	47.598	1.047	11	65,423
4	124	Christian Wachter	GER-Kaiserslautern	Intrepid/RK 1	Rennsport Wachter / Dolmetscher- und Ül	12	48.942	2.391	8	63,626
World Formula										
1	8	Max Rosam	GER-Taunusstein	PCR/Briggs & Strat	MSC Wolfhagen/ADAC Hessen-Thüringen	13	46.115		10	67,527
2	17	Marcel Schminke	GER-Bad Wildungen	PCR/Briggs & Strat	MSC Wolfhagen / ADAC Hessen-Thüringer	13	46.444	0.329	7	67,048
3	19	Jonas Wollscheid	GER-Castrop-Rauxel	PCR/Briggs & Strat	Beuel Kart Racing/MSC Bergstadt-Rüthen	12	46.502	0.387	10	66,965
4	6	Elias Sauerbier	GER-Geismar	LH/Briggs & Stratto	ADAC Hessen-Thüringen /Alljo-Hima-Kart-	13	46.614	0.499	7	66,804
5	7	Justin Krasniqi	GER-Neuenrade	Sodi/Briggs & Strat	Beule Kart Racing Team / IBG Goeke-Tech	13	46.635	0.520	9	66,774
6	18	Pascal Wlodarczyk	GER-Wolkenried	CRG/Briggs & Strat	Alljo Hima Kart Team/Fuldaer AC	13	46.793	0.678	10	66,548
7	5	Simon Voghofer	GER-Hagen	LH/Briggs & Stratto	Beule Kart Racing Team/hagener AC 05	13	46.797	0.682	7	66,543
8	11	Louis Rüße	GER-Wadersloh	Haase-Corsa/Briggs	AC Oelde	13	46.809	0.694	9	66,526
9	77	Moritz Winkler	GER-Bochum	Mach 1/Briggs & St	MSC Blau Gelb Essen / Thermo Racing Te	12	46.861	0.746	10	66,452
10	75	Tim Schürmann	GER-Meinerzhagen	Interpid/Briggs & S	AJT Halver / GCS / Mein Designer	12	47.156	1.041	11	66,036
11	21	Stefan Krenz	GER-Mülheim	PCR/Briggs & Strat	MSC Mülheim e.V.	11	47.457	1.342	11	65,617
12	23	Louis Klinkhammer	GER-Krombach	PCR/Briggs & Strat	MSC Mülheim e.V.	12	47.641	1.526	10	65,364
13	27	Philipp Britz	GER-Saarbrücken	Swiss Corse/Briggs	VdM Bischmisheim / PJM Motorsport	7	48.337	2.222	7	64,423
14	25	Thomas Pristl	GER-Espenau	Swiss Hutless/Brigg	Preuss Motorsport /MSC Immenhausen	12	48.529	2.414	12	64,168
15	20	Sören Behrens	GER-Lemgo	LH/Briggs & Stratto	Beule Kart Racing Team/MSC Soester Bör	12	48.626	2.511	7	64,040
16	16	Michel Boensmann	GER-Wuppertal	Haase-Corsa/Briggs	Thermo Racing Team	12	48.644	2.529	11	64,016
17	2	Vivien Michelle Reit	GER-Waltrop	LH/Briggs & Stratto	Beule Kart Racing Team / MSC Herten	12	48.644	2.529	11	64,016
18	14	Janek Simmet	GER-Eppelborn	Swiss Corse/Briggs	MSC Losheim	11	48.693	2.578	8	63,952
19	15	Jannik Bock	GER-Wolfhagen	PCR/Briggs & Strat	MSC Wolfhagen	12	48.709	2.594	7	63,931
20	4	Nico Noel Manka	GER-Unna	LH/Briggs & Stratto	Beule Kart Racing Team / MSC Bork	12	48.855	2.740	12	63,740
21	26	Niklas Schneider	GER-Koblenz	PCR/Briggs & Strat		12	48.871	2.756	8	63,719
22	3	Tom Kölsch	GER-Wilnsdorf	LH/Briggs & Stratto	Beule Kart Racing Team / AMC Burbach	10	50.443	4.328	5	61,733
23	57	Justin Leitmann	GER-Schwerte	Tony/Briggs & Strat	Legrin Racing	11	51.217	5.102	9	60,800
24	10	Philip Heine	GER-Bad Arolsen	PCR/Briggs & Strat	MSC Wolfhagen	2	53.871	7.756	2	57,805
25	24	Max Bolzenius	GER-Meschede	Birel/Briggs & Strat	MSC Oeventrop	10	55.080	8.965	9	56,536
26	13	Maximilian Rissler	GER-Duisburg	Zanardi/Briggs & St	Thermo Racing Team	10	55.407	9.292	9	56,202

Reg-Nr.: 37/2015

Orbits

Zeitnahme Monika Riehmers:

Rennleiter Dominik Rösch:

Schiedsrichter Thomas Ferrero:

Gedruckt: 19.04.2015 08:57:32 Aushang:

h

WAKC Hagen

World Formula + RK1

Motodrom Hagen 0,865 Km

Freies Training

19.04.2015 08:45

Training (10:00 Zeit) gestartet um 8:45:56

Runde	Rundenzeit	Diff.	Tageszeit
(8) Max Rosam			
1	56.235	+10.120	8:47:00.727
2	50.034	+3.919	8:47:50.761
3	48.204	+2.089	8:48:38.965
4	48.504	+2.389	8:49:27.469
5	54.228	+8.113	8:50:21.697
6	47.700	+1.585	8:51:09.397
7	47.098	+0.983	8:51:56.495
8	46.903	+0.788	8:52:43.398
9	46.798	+0.683	8:53:30.196
10	46.115		8:54:16.311
11	46.923	+0.808	8:55:03.234
12	47.226	+1.111	8:55:50.460
13	48.278	+2.163	8:56:38.738

Runde	Rundenzeit	Diff.	Tageszeit
(17) Marcel Schminke			
1	53.157	+6.713	8:46:56.134
2	49.968	+3.524	8:47:46.102
3	48.321	+1.877	8:48:34.423
4	49.120	+2.676	8:49:23.543
5	48.203	+1.759	8:50:11.746
6	47.151	+0.707	8:50:58.897
7	46.444		8:51:45.341
8	47.612	+1.168	8:52:32.953
9	47.402	+0.958	8:53:20.355
10	47.132	+0.688	8:54:07.487
11	48.611	+2.167	8:54:56.098
12	48.928	+2.484	8:55:45.026
13	46.646	+0.202	8:56:31.672

Runde	Rundenzeit	Diff.	Tageszeit
(19) Jonas Wollscheid			
1	59.711	+13.209	8:47:09.536
2	49.965	+3.463	8:47:59.501
3	49.288	+2.786	8:48:48.789
4	50.027	+3.525	8:49:38.816
5	48.373	+1.871	8:50:27.189
6	50.562	+4.060	8:51:17.751
7	47.281	+0.779	8:52:05.032
8	46.518	+0.016	8:52:51.550
9	47.046	+0.544	8:53:38.596
10	46.502		8:54:25.098
11	46.603	+0.101	8:55:11.701
12	47.731	+1.229	8:55:59.432

Runde	Rundenzeit	Diff.	Tageszeit
(121) Dominik Hamm			
1	58.876	+12.325	8:47:05.707
2	51.074	+4.523	8:47:56.781
3	50.246	+3.695	8:48:47.027
4	50.288	+3.737	8:49:37.315
5	48.656	+2.105	8:50:25.971
6	50.380	+3.829	8:51:16.351
7	47.709	+1.158	8:52:04.060
8	47.175	+0.624	8:52:51.235
9	47.028	+0.477	8:53:38.263
10	47.170	+0.619	8:54:25.433
11	46.551		8:55:11.984
12	47.880	+1.329	8:55:59.864

Runde	Rundenzeit	Diff.	Tageszeit
(6) Elias Sauerbier			
1	53.734	+7.120	8:46:55.737
2	49.265	+2.651	8:47:45.002
3	49.016	+2.402	8:48:34.018
4	48.792	+2.178	8:49:22.810
5	47.546	+0.932	8:50:10.356
6	46.815	+0.201	8:50:57.171

Runde	Rundenzeit	Diff.	Tageszeit
7	46.614		8:51:43.785
8	47.381	+0.767	8:52:31.166
9	46.709	+0.095	8:53:17.875
10	48.789	+2.175	8:54:06.664
11	47.493	+0.879	8:54:54.157
12	48.561	+1.947	8:55:42.718
13	47.178	+0.564	8:56:29.896

Runde	Rundenzeit	Diff.	Tageszeit
(7) Justin Krasniqi			
1	53.837	+7.202	8:46:55.351
2	50.926	+4.291	8:47:46.277
3	48.555	+1.920	8:48:34.832
4	49.745	+3.110	8:49:24.577
5	48.522	+1.887	8:50:13.099
6	47.154	+0.519	8:51:00.253
7	47.117	+0.482	8:51:47.370
8	47.431	+0.796	8:52:34.801
9	46.635		8:53:21.436
10	47.658	+1.023	8:54:09.094
11	47.728	+1.093	8:54:56.822
12	49.113	+2.478	8:55:45.935
13	48.855	+2.220	8:56:34.790

Runde	Rundenzeit	Diff.	Tageszeit
(18) Pascal Wlodarczyk			
1	55.293	+8.500	8:46:58.983
2	48.992	+2.199	8:47:47.975
3	49.434	+2.641	8:48:37.409
4	48.588	+1.795	8:49:25.997
5	50.662	+3.869	8:50:16.659
6	48.485	+1.692	8:51:05.144
7	47.455	+0.662	8:51:52.599
8	47.188	+0.395	8:52:39.787
9	47.922	+1.129	8:53:27.709
10	46.793		8:54:14.502
11	47.588	+0.795	8:55:02.090
12	48.298	+1.505	8:55:50.388
13	48.536	+1.743	8:56:38.924

Runde	Rundenzeit	Diff.	Tageszeit
(122) Emely Schmidt			
1	52.714	+5.918	8:46:54.005
2	50.296	+3.500	8:47:44.301
3	49.211	+2.415	8:48:33.512
4	49.515	+2.719	8:49:23.027
5	48.091	+1.295	8:50:11.118
6	47.132	+0.336	8:50:58.250
7	46.796		8:51:45.046
8	47.521	+0.725	8:52:32.567
9	47.370	+0.574	8:53:19.937
10	46.908	+0.112	8:54:06.845
11	47.586	+0.790	8:54:54.431
12	48.037	+1.241	8:55:42.468
13	46.929	+0.133	8:56:29.397

Runde	Rundenzeit	Diff.	Tageszeit
(5) Simon Voghofer			
1	52.550	+5.753	8:46:53.577
2	49.892	+3.095	8:47:43.469
3	49.001	+2.204	8:48:32.470
4	51.872	+5.075	8:49:24.342
5	48.239	+1.442	8:50:12.581
6	47.400	+0.603	8:50:59.981
7	46.797		8:51:46.778
8	47.223	+0.426	8:52:34.001
9	47.073	+0.276	8:53:21.074
10	47.788	+0.991	8:54:08.862
11	47.742	+0.945	8:54:56.604
12	49.095	+2.298	8:55:45.699

Runde	Rundenzeit	Diff.	Tageszeit
13	48.714	+1.917	8:56:34.413

Runde	Rundenzeit	Diff.	Tageszeit
(11) Louis Rübe			
1	54.480	+7.671	8:46:58.364
2	49.065	+2.256	8:47:47.429
3	47.698	+0.889	8:48:35.127
4	50.346	+3.537	8:49:25.473
5	48.170	+1.361	8:50:13.643
6	46.995	+0.186	8:51:00.638
7	47.813	+1.004	8:51:48.451
8	48.229	+1.420	8:52:36.680
9	46.809		8:53:23.489
10	46.909	+0.100	8:54:10.398
11	47.805	+0.996	8:54:58.203
12	48.785	+1.976	8:55:46.988
13	48.225	+1.416	8:56:35.213

Runde	Rundenzeit	Diff.	Tageszeit
(77) Moritz Winkler			
1	58.786	+11.925	8:47:11.553
2	51.670	+4.809	8:48:03.223
3	48.478	+1.617	8:48:51.701
4	48.484	+1.623	8:49:40.185
5	47.733	+0.872	8:50:27.918
6	51.743	+4.882	8:51:19.661
7	49.580	+2.719	8:52:09.241
8	47.502	+0.641	8:52:56.743
9	47.898	+1.037	8:53:44.641
10	46.861		8:54:31.502
11	47.039	+0.178	8:55:18.541
12	46.907	+0.046	8:56:05.448

Runde	Rundenzeit	Diff.	Tageszeit
(75) Tim Schürmann			
1	1:00.134	+12.978	8:47:14.421
2	51.892	+4.736	8:48:06.313
3	49.496	+2.340	8:48:55.809
4	51.406	+4.250	8:49:47.215
5	49.468	+2.312	8:50:36.683
6	48.925	+1.769	8:51:25.608
7	53.819	+6.663	8:52:19.427
8	51.010	+3.854	8:53:10.437
9	50.022	+2.866	8:54:00.459
10	48.423	+1.267	8:54:48.882
11	47.156		8:55:36.038
12	47.156		8:56:23.194

Runde	Rundenzeit	Diff.	Tageszeit
(21) Stefan Krenz			
1	1:04.685	+17.228	8:47:13.861
2	53.342	+5.885	8:48:07.203
3	49.146	+1.689	8:48:56.349
4	52.677	+5.220	8:49:49.026
5	48.147	+0.690	8:50:37.173
6	48.908	+1.451	8:51:26.081
7	51.012	+3.555	8:52:17.093
8	53.080	+5.623	8:53:10.173
9	49.666	+2.209	8:53:59.839
10	48.016	+0.559	8:54:47.855
11	47.457		8:55:35.312

Runde	Rundenzeit	Diff.	Tageszeit
(123) Tim Valentin			
1	58.772	+11.174	8:47:06.245
2	51.657	+4.059	8:47:57.902
3	50.614	+3.016	8:48:48.516
4	50.000	+2.402	8:49:38.516
5	49.096	+1.498	8:50:27.612
6	51.519	+3.921	8:51:19.131
7	48.921	+1.323	8:52:08.052

WAKC Hagen

World Formula + RK1

Motodrom Hagen 0,865 Km

Freies Training

19.04.2015 08:45

Training (10:00 Zeit) gestartet um 8:45:56

Runde	Rundenzeit	Diff.	Tageszeit
8	48.311	+0.713	8:52:56.363
9	47.978	+0.380	8:53:44.341
10	48.010	+0.412	8:54:32.351
11	47.598		8:55:19.949
12	49.813	+2.215	8:56:09.762

(23) Louis Klinkhammer

Runde	Rundenzeit	Diff.	Tageszeit
1	57.938	+10.297	8:47:03.350
2	52.729	+5.088	8:47:56.079
3	51.555	+3.914	8:48:47.634
4	52.314	+4.673	8:49:39.948
5	50.252	+2.611	8:50:30.200
6	49.275	+1.634	8:51:19.475
7	51.874	+4.233	8:52:11.349
8	48.440	+0.799	8:52:59.789
9	47.871	+0.230	8:53:47.660
10	47.641		8:54:35.301
11	49.267	+1.626	8:55:24.568
12	49.018	+1.377	8:56:13.586

(27) Philipp Britz

Runde	Rundenzeit	Diff.	Tageszeit
1	58.380	+10.043	8:47:28.785
2	53.342	+5.005	8:48:22.127
3	50.743	+2.406	8:49:12.870
4	51.473	+3.136	8:50:04.343
5	1:49.447	+1:01.110	8:51:53.790
6	49.187	+0.850	8:52:42.977
7	48.337		8:53:31.314

(25) Thomas Pristl

Runde	Rundenzeit	Diff.	Tageszeit
1	1:03.445	+14.916	8:47:12.902
2	52.107	+3.578	8:48:05.009
3	50.627	+2.098	8:48:55.636
4	51.336	+2.807	8:49:46.972
5	49.476	+0.947	8:50:36.448
6	48.863	+0.334	8:51:25.311
7	51.431	+2.902	8:52:16.742
8	53.116	+4.587	8:53:09.858
9	49.693	+1.164	8:53:59.551
10	49.012	+0.483	8:54:48.563
11	48.695	+0.166	8:55:37.258
12	48.529		8:56:25.787

(20) Sören Behrens

Runde	Rundenzeit	Diff.	Tageszeit
1	59.083	+10.457	8:47:04.154
2	51.279	+2.653	8:47:55.433
3	51.196	+2.570	8:48:46.629
4	50.476	+1.850	8:49:37.105
5	49.580	+0.954	8:50:26.685
6	51.230	+2.604	8:51:17.915
7	48.626		8:52:06.541
8	49.342	+0.716	8:52:55.883
9	49.798	+1.172	8:53:45.681
10	48.709	+0.083	8:54:34.390
11	49.261	+0.635	8:55:23.651
12	49.035	+0.409	8:56:12.686

(16) Michel Boensmann

Runde	Rundenzeit	Diff.	Tageszeit
1	1:04.540	+15.896	8:47:15.070
2	54.331	+5.687	8:48:09.401
3	52.965	+4.321	8:49:02.366
4	54.053	+5.409	8:49:56.419
5	50.208	+1.564	8:50:46.627
6	49.918	+1.274	8:51:36.545
7	51.286	+2.642	8:52:27.831
8	48.645	+0.001	8:53:16.476

Runde	Rundenzeit	Diff.	Tageszeit
9	53.761	+5.117	8:54:10.237
10	49.307	+0.663	8:54:59.544
11	48.644		8:55:48.188
12	48.662	+0.018	8:56:36.850

(2) Vivien Michelle Reit

Runde	Rundenzeit	Diff.	Tageszeit
1	1:00.420	+11.776	8:47:09.573
2	53.832	+5.188	8:48:03.405
3	51.002	+2.358	8:48:54.407
4	50.950	+2.306	8:49:45.357
5	49.278	+0.634	8:50:34.635
6	48.724	+0.080	8:51:23.359
7	52.878	+4.234	8:52:16.237
8	53.842	+5.198	8:53:10.079
9	50.749	+2.105	8:54:00.828
10	48.764	+0.120	8:54:49.592
11	48.644		8:55:38.236
12	48.728	+0.084	8:56:26.964

(14) Janek Simmet

Runde	Rundenzeit	Diff.	Tageszeit
1	59.006	+10.313	8:47:15.633
2	54.929	+6.236	8:48:10.562
3	51.945	+3.252	8:49:02.507
4	52.503	+3.810	8:49:55.010
5	50.087	+1.394	8:50:45.097
6	49.847	+1.154	8:51:34.944
7	52.335	+3.642	8:52:27.279
8	48.693		8:53:15.972
9	51.342	+2.649	8:54:07.314
10	50.609	+1.916	8:54:57.923
11	1:04.817	+16.124	8:56:02.740

(15) Jannik Bock

Runde	Rundenzeit	Diff.	Tageszeit
1	58.044	+9.335	8:47:03.714
2	51.457	+2.748	8:47:55.171
3	51.617	+2.908	8:48:46.788
4	51.062	+2.353	8:49:37.850
5	49.225	+0.516	8:50:27.075
6	51.823	+3.114	8:51:18.898
7	48.709		8:52:07.607
8	49.446	+0.737	8:52:57.053
9	48.768	+0.059	8:53:45.821
10	48.823	+0.114	8:54:34.644
11	49.325	+0.616	8:55:23.969
12	49.002	+0.293	8:56:12.971

(4) Nico Noel Manka

Runde	Rundenzeit	Diff.	Tageszeit
1	59.251	+10.396	8:47:05.170
2	52.263	+3.408	8:47:57.433
3	52.294	+3.439	8:48:49.727
4	51.701	+2.846	8:49:41.428
5	49.959	+1.104	8:50:31.387
6	50.122	+1.267	8:51:21.509
7	54.884	+6.029	8:52:16.393
8	56.301	+7.446	8:53:12.694
9	50.220	+1.365	8:54:02.914
10	52.209	+3.354	8:54:55.123
11	49.966	+1.111	8:55:45.089
12	48.855		8:56:33.944

(26) Niklas Schneider

Runde	Rundenzeit	Diff.	Tageszeit
1	1:04.338	+15.467	8:47:13.173
2	54.940	+6.069	8:48:08.113
3	51.831	+2.960	8:48:59.944
4	53.055	+4.184	8:49:52.999
5	51.210	+2.339	8:50:44.209

Runde	Rundenzeit	Diff.	Tageszeit
6	49.826	+0.955	8:51:34.035
7	51.880	+3.009	8:52:25.915
8	48.871		8:53:14.786
9	49.789	+0.918	8:54:04.575
10	52.803	+3.932	8:54:57.378
11	51.214	+2.343	8:55:48.592
12	51.052	+2.181	8:56:39.644

(124) Christian Wachter

Runde	Rundenzeit	Diff.	Tageszeit
1	1:03.815	+14.873	8:47:15.299
2	54.639	+5.697	8:48:09.938
3	51.515	+2.573	8:49:01.453
4	52.418	+3.476	8:49:53.871
5	50.742	+1.800	8:50:44.613
6	49.620	+0.678	8:51:34.233
7	52.018	+3.076	8:52:26.251
8	48.942		8:53:15.193
9	50.712	+1.770	8:54:05.905
10	49.929	+0.987	8:54:55.834
11	49.547	+0.605	8:55:45.381
12	50.317	+1.375	8:56:35.698

(3) Tom Kölsch

Runde	Rundenzeit	Diff.	Tageszeit
1	1:00.333	+9.890	8:47:27.887
2	54.026	+3.583	8:48:21.913
3	50.839	+0.396	8:49:12.752
4	1:28.525	+38.082	8:50:41.277
5	50.443		8:51:31.720
6	50.457	+0.014	8:52:22.177
7	50.999	+0.556	8:53:13.176
8	51.149	+0.706	8:54:04.325
9	51.495	+1.052	8:54:55.820
10	51.859	+1.416	8:55:47.679

(57) Justin Leitmann

Runde	Rundenzeit	Diff.	Tageszeit
1	1:07.763	+16.546	8:47:26.054
2	1:00.894	+9.677	8:48:26.948
3	1:00.170	+8.953	8:49:27.118
4	56.509	+5.292	8:50:23.627
5	57.610	+6.393	8:51:21.237
6	54.484	+3.267	8:52:15.721
7	52.580	+1.363	8:53:08.301
8	54.330	+3.113	8:54:02.631
9	51.217		8:54:53.848
10	58.230	+7.013	8:55:52.078
11	54.046	+2.829	8:56:46.124

(10) Philip Heine

Runde	Rundenzeit	Diff.	Tageszeit
1	1:23.487	+29.616	8:47:40.796
2	53.871		8:48:34.667

(24) Max Bolzenius

Runde	Rundenzeit	Diff.	Tageszeit
1	1:09.815	+14.735	8:47:16.461
2	58.012	+2.932	8:48:14.473
3	55.855	+0.775	8:49:10.328
4	58.307	+3.227	8:50:08.635
5	1:01.241	+6.161	8:51:09.876
6	1:22.060	+26.980	8:52:31.936
7	56.458	+1.378	8:53:28.394
8	55.451	+0.371	8:54:23.845
9	55.080		8:55:18.925
10	56.250	+1.170	8:56:15.175

(13) Maximilian Rissler

Runde	Rundenzeit	Diff.	Tageszeit
1	1:12.219	+16.812	8:47:28.866
2	59.019	+3.612	8:48:27.885

Reg-Nr.: 37/2015

Orbits

Zeitnahme Monika Riehmers:

Rennleiter Dominik Rösch:

Schiedsrichter Thomas Ferrero:

Gedruckt: 19.04.2015 08:57:54 Aushang:

h

WAKC Hagen

World Formula + RK1

Motodrom Hagen 0,865 Km

Freies Training

19.04.2015 08:45

Training (10:00 Zeit) gestartet um 8:45:56

Runde	Rundenzeit	Diff.	Tageszeit	Runde	Rundenzeit	Diff.	Tageszeit	Runde	Rundenzeit	Diff.	Tageszeit
3	57.846	+2.439	8:49:25.731								
4	57.416	+2.009	8:50:23.147								
5	55.826	+0.419	8:51:18.973								
6	56.672	+1.265	8:52:15.645								
7	56.835	+1.428	8:53:12.480								
8	57.872	+2.465	8:54:10.352								
9	55.407		8:55:05.759								
10	56.394	+0.987	8:56:02.153								

WAKC Hagen

World Formula + RK1

Motodrom Hagen 0,865 Km

Zeittraining

Version 2

19.04.2015 10:15

Qualifikation (10:00 Zeit) gestartet um 10:15:11

Pos.	Nr.	Name	Nat-Wohnort	Fabrikat	Bewerber/Sponsor	Rnd.	Beste Zeit	Diff.	In Rd.	km/h
1	6	Elias Sauerbier	GER-Geismar	LH/Briggs & Stratto	ADAC Hessen-Thüringen /Alljo-Hima-Kart-	13	44.946		8	69,283
2	5	Simon Voghofer	GER-Hagen	LH/Briggs & Stratto	Beule Kart Racing Team/hagener AC 05	13	45.280	0.334	8	68,772
3	77	Moritz Winkler	GER-Bochum	Mach 1/Briggs & St	MSC Blau Gelb Essen / Thermo Racing Te	13	45.281	0.335	9	68,771
4	17	Marcel Schminke	GER-Bad Wildungen	PCR/Briggs & Stratt	MSC Wolfhagen / ADAC Hessen-Thüringer	13	45.288	0.342	13	68,760
5	7	Justin Krasniqi	GER-Neuenrade	Sodi/Briggs & Strat	Beule Kart Racing Team / IBG Goeke-Tech	13	45.337	0.391	9	68,686
6	8	Max Rosam	GER-Taunusstein	PCR/Briggs & Stratt	MSC Wolfhagen/ADAC Hessen-Thüringen	13	45.365	0.419	13	68,643
7	19	Jonas Wollscheid	GER-Castrop-Rauxel	PCR/Briggs & Stratt	Beuel Kart Racing/MSC Bergstadt-Rüthen	12	45.551	0.605	7	68,363
8	121	Dominik Hamm	GER-Büttelborn	Intrepid/RK1	HAC Simmern / Wilk Sport / ADAC Mittelrt	13	45.605	0.659	9	68,282
9	18	Pascal Wlodarczyk	GER-Wolkenried	CRG/Briggs & Strat	Alljo Hima Kart Team/Fuldaer AC	13	45.611	0.665	11	68,273
10	3	Tom Kölsch	GER-Wilnsdorf	LH/Briggs & Stratto	Beule Kart Racing Team / AMC Burbach	12	45.616	0.670	10	68,266
11	11	Louis Rüße	GER-Wadersloh	Haase-Corsa/Briggs	AC Oelde	13	45.659	0.713	12	68,201
12	123	Tim Valentin	GER-Eppingen	Mach 1/RK 1	AC Bretten / Wilk Sport	13	45.791	0.845	12	68,005
13	122	Emely Schmidt	GER-Neukirchen	MS Kart/RK 1	MSC Homburg / ADAC Hessen-Thüringen	13	45.792	0.846	6	68,003
14	21	Stefan Krenz	GER-Mülheim	PCR/Briggs & Stratt	MSC Mülheim e.V.	13	45.994	1.048	12	67,704
15	14	Janek Simmet	GER-Eppelborn	Swiss Corse/Briggs	MSC Losheim	12	46.001	1.055	9	67,694
16	15	Jannik Bock	GER-Wolfhagen	PCR/Briggs & Stratt	MSC Wolfhagen	13	46.023	1.077	10	67,662
17	4	Nico Noel Manka	GER-Unna	LH/Briggs & Stratto	Beule Kart Racing Team / MSC Bork	12	46.240	1.294	12	67,344
18	124	Christian Wachter	GER-Kaiserslautern	Intrepid/RK 1	Rennsport Wachter / Dolmetscher- und Ül	12	46.361	1.415	7	67,169
19	16	Michel Boensmann	GER-Wuppertal	Haase-Corsa/Briggs	Thermo Racing Team	13	46.465	1.519	12	67,018
20	75	Tim Schürmann	GER-Meinerzhagen	Interpid/Briggs & S	AJT Halver / GCS / Mein Designer	12	46.612	1.666	9	66,807
21	10	Philip Heine	GER-Bad Arolsen	PCR/Briggs & Stratt	MSC Wolfhagen	12	46.929	1.983	8	66,356
22	23	Louis Klinkhammer	GER-Krombach	PCR/Briggs & Stratt	MSC Mülheim e.V.	12	47.031	2.085	9	66,212
23	25	Thomas Pristl	GER-Espenau	Swiss Hutless/Brigg	Preuss Motorsport /MSC Immenhausen	12	47.041	2.095	12	66,198
24	2	Vivien Michelle Reit	GER-Waltrp	LH/Briggs & Stratto	Beule Kart Racing Team / MSC Herten	11	47.196	2.250	7	65,980
25	20	Sören Behrens	GER-Lemgo	LH/Briggs & Stratto	Beule Kart Racing Team/MSC Soester Bör	12	47.443	2.497	12	65,637
26	26	Niklas Schneider	GER-Koblenz	PCR/Briggs & Stratt		12	47.543	2.597	9	65,499
27	57	Justin Leitmann	GER-Schwerte	Tony/Briggs & Strat	Legrin Racing	12	49.400	4.454	11	63,036
28	24	Max Bolzenius	GER-Meschede	Birel/Briggs & Strat	MSC Oeventrop	10	51.429	6.483	9	60,549
Nicht Klassifiziert										
NS	13	Maximilian Rissler	GER-Duisburg	Zanardi/Briggs & St	Thermo Racing Team				0	-
WA	27	Philipp Britz	GER-Saarbrücken	Swiss Corse/Briggs	VdM Bischmisheim / PJM Motorsport	10	47.168		7	66,019

Bemerkungen

Ergebnis vorbehaltlich der technischen und sportlichen Nachuntersuchung
Sart-Nr.: 27 Wertungsverlust Zeittraining(verlassen Parc Ferme)

Reg-Nr.: 37/2015

Orbits

Zeitnahme Monika Riehmers:

Rennleiter Dominik Rösch:

Schiedsrichter Thomas Ferrero:

Gedruckt: 19.04.2015 10:44:53 Aushang:

h

WAKC Hagen

World Formula + RK1

Motodrom Hagen 0,865 Km

Zeittraining

Version 2

19.04.2015 10:15

Qualifikation (10:00 Zeit) gestartet um 10:15:11

Pos.	Nr.	Name	Nat-Wohnort	Fabrikat	Bewerber/Sponsor	Rnd.	Beste Zeit	Diff.	In Rd.	km/h
RK1										
1	121	Dominik Hamm	GER-Büttelborn	Intrepid/RK1	HAC Simmern / Wilk Sport / ADAC Mittelrt	13	45.605		9	68,282
2	123	Tim Valentin	GER-Eppingen	Mach 1/RK 1	AC Bretten / Wilk Sport	13	45.791	0.186	12	68,005
3	122	Emely Schmidt	GER-Neukirchen	MS Kart/RK 1	MSC Homberg / ADAC Hessen-Thüringen	13	45.792	0.187	6	68,003
4	124	Christian Wachter	GER-Kaiserslautern	Intrepid/RK 1	Rennsport Wachter / Dolmetscher- und ÜI	12	46.361	0.756	7	67,169
World Formula										
1	6	Elias Sauerbier	GER-Geismar	LH/Briggs & Stratto	ADAC Hessen-Thüringen /Alljo-Hima-Kart-	13	44.946		8	69,283
2	5	Simon Voghofer	GER-Hagen	LH/Briggs & Stratto	Beule Kart Racing Team/hagener AC 05	13	45.280	0.334	8	68,772
3	77	Moritz Winkler	GER-Bochum	Mach 1/Briggs & St	MSC Blau Gelb Essen / Thermo Racing Te	13	45.281	0.335	9	68,771
4	17	Marcel Schminke	GER-Bad Wildungen	PCR/Briggs & Strat	MSC Wolfhagen / ADAC Hessen-Thüringer	13	45.288	0.342	13	68,760
5	7	Justin Krasniqi	GER-Neuenrade	Sodi/Briggs & Strat	Beule Kart Racing Team / IBG Goeke-Tech	13	45.337	0.391	9	68,686
6	8	Max Rosam	GER-Taunusstein	PCR/Briggs & Strat	MSC Wolfhagen/ADAC Hessen-Thüringen	13	45.365	0.419	13	68,643
7	19	Jonas Wollscheid	GER-Castrop-Rauxel	PCR/Briggs & Strat	Beuel Kart Racing/MSc Bergstadt-Rüthen	12	45.551	0.605	7	68,363
8	18	Pascal Wlodarczyk	GER-Wolkenried	CRG/Briggs & Strat	Alljo Hima Kart Team/Fuldaer AC	13	45.611	0.665	11	68,273
9	3	Tom Kölsch	GER-Wilnsdorf	LH/Briggs & Stratto	Beule Kart Racing Team / AMC Burbach	12	45.616	0.670	10	68,266
10	11	Louis Rüße	GER-Wadersloh	Haase-Corsa/Briggs	AC Oelde	13	45.659	0.713	12	68,201
11	21	Stefan Krenz	GER-Mülheim	PCR/Briggs & Strat	MSC Mülheim e.V.	13	45.994	1.048	12	67,704
12	14	Janek Simmet	GER-Eppelborn	Swiss Corse/Briggs	MSC Losheim	12	46.001	1.055	9	67,694
13	15	Jannik Bock	GER-Wolfhagen	PCR/Briggs & Strat	MSC Wolfhagen	13	46.023	1.077	10	67,662
14	4	Nico Noel Manka	GER-Unna	LH/Briggs & Stratto	Beule Kart Racing Team / MSC Bork	12	46.240	1.294	12	67,344
15	16	Michel Boensmann	GER-Wuppertal	Haase-Corsa/Briggs	Thermo Racing Team	13	46.465	1.519	12	67,018
16	75	Tim Schürmann	GER-Meinerzhagen	Interpid/Briggs & S	AJT Halver / GCS / Mein Designer	12	46.612	1.666	9	66,807
17	10	Philip Heine	GER-Bad Arolsen	PCR/Briggs & Strat	MSC Wolfhagen	12	46.929	1.983	8	66,356
18	23	Louis Klinkhammer	GER-Krombach	PCR/Briggs & Strat	MSC Mülheim e.V.	12	47.031	2.085	9	66,212
19	25	Thomas Pristl	GER-Espenau	Swiss Hutless/Brigg	Preuss Motorsport /MSC Immenhausen	12	47.041	2.095	12	66,198
20	2	Vivien Michelle Reit	GER-Waltrop	LH/Briggs & Stratto	Beule Kart Racing Team / MSC Herten	11	47.196	2.250	7	65,980
21	20	Sören Behrens	GER-Lemgo	LH/Briggs & Stratto	Beule Kart Racing Team/MSc Soester Bör	12	47.443	2.497	12	65,637
22	26	Niklas Schneider	GER-Koblenz	PCR/Briggs & Strat		12	47.543	2.597	9	65,499
23	57	Justin Leitmann	GER-Schwerte	Tony/Briggs & Strat	Legrin Racing	12	49.400	4.454	11	63,036
24	24	Max Bolzenius	GER-Meschede	Birel/Briggs & Strat	MSC Oeventrop	10	51.429	6.483	9	60,549
Nicht Klassifiziert										
NS	13	Maximilian Rissler	GER-Duisburg	Zanardi/Briggs & St	Thermo Racing Team				0	-
WA	27	Philipp Britz	GER-Saarbrücken	Swiss Corse/Briggs	VdM Bischmisheim / PJM Motorsport	10	47.168		7	66,019

Bemerkungen

Ergebnis vorbehaltlich der technischen und sportlichen Nachuntersuchung
Sart-Nr.: 27 Wertungsverlust Zeittraining(verlassen Parc Ferme)

Reg-Nr.: 37/2015

Orbits

Zeitnahme Monika Riehmers:

Rennleiter Dominik Rösch:

Schiedsrichter Thomas Ferrero:

Gedruckt: 19.04.2015 10:46:48 Aushang: h

WAKC Hagen

World Formula + RK1

Motodrom Hagen 0,865 Km

Zeittraining

19.04.2015 10:15

Qualifikation (10:00 Zeit) gestartet um 10:15:11

Runde	Rundenzeit	Diff.	Tageszeit
(6) Elias Sauerbier			
1	49.805	+4.859	10:16:07.865
2	46.851	+1.905	10:16:54.716
3	46.578	+1.632	10:17:41.294
4	46.378	+1.432	10:18:27.672
5	46.472	+1.526	10:19:14.144
6	45.686	+0.740	10:19:59.830
7	45.231	+0.285	10:20:45.061
8	44.946		10:21:30.007
9	45.822	+0.876	10:22:15.829
10	45.768	+0.822	10:23:01.597
11	45.947	+1.001	10:23:47.544
12	45.174	+0.228	10:24:32.718
13	45.883	+0.937	10:25:18.601

Runde	Rundenzeit	Diff.	Tageszeit
(5) Simon Voghofer			
1	50.560	+5.280	10:16:08.572
2	47.376	+2.096	10:16:55.948
3	46.469	+1.189	10:17:42.417
4	45.942	+0.662	10:18:28.359
5	46.140	+0.860	10:19:14.499
6	45.645	+0.365	10:20:00.144
7	45.328	+0.048	10:20:45.472
8	45.280		10:21:30.752
9	46.402	+1.122	10:22:17.154
10	46.088	+0.808	10:23:03.242
11	46.626	+1.346	10:23:49.868
12	46.479	+1.199	10:24:36.347
13	46.648	+1.368	10:25:22.995

Runde	Rundenzeit	Diff.	Tageszeit
(77) Moritz Winkler			
1	51.363	+6.082	10:16:10.925
2	48.022	+2.741	10:16:58.947
3	47.690	+2.409	10:17:46.637
4	47.179	+1.898	10:18:33.816
5	47.433	+2.152	10:19:21.249
6	47.593	+2.312	10:20:08.842
7	47.057	+1.776	10:20:55.899
8	46.758	+1.477	10:21:42.657
9	45.281		10:22:27.938
10	46.565	+1.284	10:23:14.503
11	1:07.302	+22.021	10:24:21.805
12	45.889	+0.608	10:25:07.694
13	45.625	+0.344	10:25:53.319

Runde	Rundenzeit	Diff.	Tageszeit
(17) Marcel Schminke			
1	52.457	+7.169	10:16:12.685
2	48.371	+3.083	10:17:01.056
3	47.397	+2.109	10:17:48.453
4	46.637	+1.349	10:18:35.090
5	47.405	+2.117	10:19:22.495
6	47.253	+1.965	10:20:09.748
7	48.550	+3.262	10:20:58.298
8	47.791	+2.503	10:21:46.089
9	46.112	+0.824	10:22:32.201
10	46.238	+0.950	10:23:18.439
11	46.414	+1.126	10:24:04.853
12	45.849	+0.561	10:24:50.702
13	45.288		10:25:35.990

Runde	Rundenzeit	Diff.	Tageszeit
(7) Justin Krasniqi			
1	51.069	+5.732	10:16:33.245
2	50.412	+5.075	10:17:23.657
3	48.292	+2.955	10:18:11.949
4	46.553	+1.216	10:18:58.502

Runde	Rundenzeit	Diff.	Tageszeit
5	47.915	+2.578	10:19:46.417
6	47.098	+1.761	10:20:33.515
7	46.591	+1.254	10:21:20.106
8	45.869	+0.532	10:22:05.975
9	45.337		10:22:51.312
10	46.951	+1.614	10:23:38.263
11	46.530	+1.193	10:24:24.793
12	45.740	+0.403	10:25:10.533
13	46.463	+1.126	10:25:56.996

Runde	Rundenzeit	Diff.	Tageszeit
(8) Max Rosam			
1	53.859	+8.494	10:16:15.055
2	48.299	+2.934	10:17:03.354
3	47.662	+2.297	10:17:51.016
4	45.942	+0.577	10:18:36.958
5	50.600	+5.235	10:19:27.558
6	47.142	+1.777	10:20:14.700
7	53.299	+7.934	10:21:07.999
8	46.728	+1.363	10:21:54.727
9	45.959	+0.594	10:22:40.686
10	49.482	+4.117	10:23:30.168
11	47.227	+1.862	10:24:17.395
12	45.506	+0.141	10:25:02.901
13	45.365		10:25:48.266

Runde	Rundenzeit	Diff.	Tageszeit
(19) Jonas Wollscheid			
1	51.919	+6.368	10:16:37.110
2	49.294	+3.743	10:17:26.404
3	49.958	+4.407	10:18:16.362
4	46.486	+0.935	10:19:02.848
5	50.549	+4.998	10:19:53.397
6	45.753	+0.202	10:20:39.150
7	45.551		10:21:24.701
8	56.637	+11.086	10:22:21.338
9	47.321	+1.770	10:23:08.659
10	47.254	+1.703	10:23:55.913
11	52.471	+6.920	10:24:48.384
12	45.685	+0.134	10:25:34.069

Runde	Rundenzeit	Diff.	Tageszeit
(121) Dominik Hamm			
1	52.816	+7.211	10:16:13.268
2	48.125	+2.520	10:17:01.393
3	47.705	+2.100	10:17:49.098
4	46.524	+0.919	10:18:35.622
5	47.495	+1.890	10:19:23.117
6	48.403	+2.798	10:20:11.520
7	50.674	+5.069	10:21:02.194
8	47.000	+1.395	10:21:49.194
9	45.605		10:22:34.799
10	46.427	+0.822	10:23:21.226
11	45.752	+0.147	10:24:06.978
12	45.619	+0.014	10:24:52.597
13	46.026	+0.421	10:25:38.623

Runde	Rundenzeit	Diff.	Tageszeit
(18) Pascal Włodarczyk			
1	52.376	+6.765	10:16:12.426
2	48.288	+2.677	10:17:00.714
3	47.507	+1.896	10:17:48.221
4	46.604	+0.993	10:18:34.825
5	46.783	+1.172	10:19:21.608
6	47.037	+1.426	10:20:08.645
7	47.079	+1.468	10:20:55.724
8	45.991	+0.380	10:21:41.715
9	45.701	+0.090	10:22:27.416
10	46.967	+1.356	10:23:14.383
11	45.611		10:23:59.994

Runde	Rundenzeit	Diff.	Tageszeit
12	45.807	+0.196	10:24:45.801
13	47.651	+2.040	10:25:33.452

Runde	Rundenzeit	Diff.	Tageszeit
(3) Tom Kölsch			
1	51.427	+5.811	10:16:30.648
2	50.160	+4.544	10:17:20.808
3	50.178	+4.562	10:18:10.986
4	47.410	+1.794	10:18:58.396
5	46.688	+1.072	10:19:45.084
6	49.303	+3.687	10:20:34.387
7	48.400	+2.784	10:21:22.787
8	46.831	+1.215	10:22:09.618
9	45.766	+0.150	10:22:55.384
10	45.616		10:23:41.000
11	46.705	+1.089	10:24:27.705
12	47.302	+1.686	10:25:15.007

Runde	Rundenzeit	Diff.	Tageszeit
(11) Louis Rübe			
1	52.771	+7.112	10:16:14.260
2	47.957	+2.298	10:17:02.217
3	50.136	+4.477	10:17:52.353
4	47.671	+2.012	10:18:40.024
5	46.912	+1.253	10:19:26.936
6	46.240	+0.581	10:20:13.176
7	47.010	+1.351	10:21:00.186
8	48.040	+2.381	10:21:48.226
9	46.077	+0.418	10:22:34.303
10	46.210	+0.551	10:23:20.513
11	46.264	+0.605	10:24:06.777
12	45.659		10:24:52.436
13	45.973	+0.314	10:25:38.409

Runde	Rundenzeit	Diff.	Tageszeit
(123) Tim Valentin			
1	54.988	+9.197	10:16:16.772
2	48.458	+2.667	10:17:05.230
3	48.167	+2.376	10:17:53.397
4	46.805	+1.014	10:18:40.202
5	47.359	+1.568	10:19:27.561
6	46.445	+0.654	10:20:14.006
7	48.701	+2.910	10:21:02.707
8	47.075	+1.284	10:21:49.782
9	45.951	+0.160	10:22:35.733
10	46.685	+0.894	10:23:22.418
11	46.248	+0.457	10:24:08.666
12	45.791		10:24:54.457
13	45.920	+0.129	10:25:40.377

Runde	Rundenzeit	Diff.	Tageszeit
(122) Emely Schmidt			
1	52.994	+7.202	10:16:11.855
2	48.346	+2.554	10:17:00.201
3	49.577	+3.785	10:17:49.778
4	46.335	+0.543	10:18:36.113
5	48.264	+2.472	10:19:24.377
6	45.792		10:20:10.169
7	52.908	+7.116	10:21:03.077
8	49.670	+3.878	10:21:52.747
9	46.933	+1.141	10:22:39.680
10	45.942	+0.150	10:23:25.622
11	49.064	+3.272	10:24:14.686
12	45.857	+0.065	10:25:00.543
13	46.068	+0.276	10:25:46.611

Runde	Rundenzeit	Diff.	Tageszeit
(21) Stefan Krenz			
1	1:00.081	+14.087	10:16:27.555
2	49.719	+3.725	10:17:17.274
3	49.352	+3.358	10:18:06.626

Reg-Nr.: 37/2015

Orbits

Zeitnahme Monika Riehmers:

Rennleiter Dominik Rösch:

Schiedsrichter Thomas Ferrero:

Gedruckt: 19.04.2015 10:27:07 Aushang:

h

WAKC Hagen

World Formula + RK1

Motodrom Hagen 0,865 Km

Zeittraining

19.04.2015 10:15

Qualifikation (10:00 Zeit) gestartet um 10:15:11

Runde	Rundenzeit	Diff.	Tageszeit
4	50.083	+4.089	10:18:56.709
5	47.448	+1.454	10:19:44.157
6	49.154	+3.160	10:20:33.311
7	46.657	+0.663	10:21:19.968
8	46.643	+0.649	10:22:06.611
9	46.314	+0.320	10:22:52.925
10	46.640	+0.646	10:23:39.565
11	46.568	+0.574	10:24:26.133
12	45.994		10:25:12.127
13	46.403	+0.409	10:25:58.530

(14) Janek Simmet

Runde	Rundenzeit	Diff.	Tageszeit
1	52.869	+6.868	10:16:40.791
2	52.542	+6.541	10:17:33.333
3	49.849	+3.848	10:18:23.182
4	47.441	+1.440	10:19:10.623
5	47.674	+1.673	10:19:58.297
6	48.014	+2.013	10:20:46.311
7	46.242	+0.241	10:21:32.553
8	46.804	+0.803	10:22:19.357
9	46.001		10:23:05.358
10	48.670	+2.669	10:23:54.028
11	48.307	+2.306	10:24:42.335
12	49.713	+3.712	10:25:32.048

(15) Jannik Bock

Runde	Rundenzeit	Diff.	Tageszeit
1	56.049	+10.026	10:16:17.959
2	49.572	+3.549	10:17:07.531
3	48.671	+2.648	10:17:56.202
4	47.795	+1.772	10:18:43.997
5	50.235	+4.212	10:19:34.232
6	46.922	+0.899	10:20:21.154
7	46.077	+0.054	10:21:07.231
8	46.459	+0.436	10:21:53.690
9	46.667	+0.644	10:22:40.357
10	46.023		10:23:26.380
11	48.971	+2.948	10:24:15.351
12	46.435	+0.412	10:25:01.786
13	46.265	+0.242	10:25:48.051

(4) Nico Noel Manka

Runde	Rundenzeit	Diff.	Tageszeit
1	57.870	+11.630	10:16:22.958
2	52.166	+5.926	10:17:15.124
3	48.892	+2.652	10:18:04.016
4	48.110	+1.870	10:18:52.126
5	50.052	+3.812	10:19:42.178
6	47.819	+1.579	10:20:29.997
7	46.533	+0.293	10:21:16.530
8	46.598	+0.358	10:22:03.128
9	47.023	+0.783	10:22:50.151
10	46.278	+0.038	10:23:36.429
11	47.516	+1.276	10:24:23.945
12	46.240		10:25:10.185

(124) Christian Wachter

Runde	Rundenzeit	Diff.	Tageszeit
1	57.789	+11.428	10:16:30.240
2	49.668	+3.307	10:17:19.908
3	47.745	+1.384	10:18:07.653
4	52.649	+6.288	10:19:00.302
5	46.467	+0.106	10:19:46.769
6	49.769	+3.408	10:20:36.538
7	46.361		10:21:22.899
8	51.557	+5.196	10:22:14.456
9	49.025	+2.664	10:23:03.481
10	52.038	+5.677	10:23:55.519
11	48.139	+1.778	10:24:43.658

Runde	Rundenzeit	Diff.	Tageszeit
12	47.183	+0.822	10:25:30.841

(16) Michel Boensmann

Runde	Rundenzeit	Diff.	Tageszeit
1	53.992	+7.527	10:16:14.944
2	49.690	+3.225	10:17:04.634
3	51.065	+4.600	10:17:55.699
4	47.996	+1.531	10:18:43.695
5	47.463	+0.998	10:19:31.158
6	46.921	+0.456	10:20:18.079
7	46.822	+0.357	10:21:04.901
8	46.938	+0.473	10:21:51.839
9	46.583	+0.118	10:22:38.422
10	46.493	+0.028	10:23:24.915
11	49.061	+2.596	10:24:13.976
12	46.465		10:25:00.441
13	46.738	+0.273	10:25:47.179

(75) Tim Schürmann

Runde	Rundenzeit	Diff.	Tageszeit
1	52.078	+5.466	10:16:10.549
2	48.256	+1.644	10:16:58.805
3	48.273	+1.661	10:17:47.078
4	47.401	+0.789	10:18:34.479
5	47.861	+1.249	10:19:22.340
6	47.222	+0.610	10:20:09.562
7	46.829	+0.217	10:20:56.391
8	48.549	+1.937	10:21:44.940
9	46.612		10:22:31.552
10	46.651	+0.039	10:23:18.203
11	46.628	+0.016	10:24:04.831
12	46.865	+0.253	10:24:51.696

(10) Philip Heine

Runde	Rundenzeit	Diff.	Tageszeit
1	55.929	+9.000	10:16:21.708
2	50.385	+3.456	10:17:12.093
3	49.912	+2.983	10:18:02.005
4	49.059	+2.130	10:18:51.064
5	48.984	+2.055	10:19:40.048
6	47.512	+0.583	10:20:27.560
7	47.647	+0.718	10:21:15.207
8	46.929		10:22:02.136
9	47.650	+0.721	10:22:49.786
10	50.100	+3.171	10:23:39.886
11	47.306	+0.377	10:24:27.192
12	47.166	+0.237	10:25:14.358

(23) Louis Klinkhammer

Runde	Rundenzeit	Diff.	Tageszeit
1	59.167	+12.136	10:16:25.991
2	49.745	+2.714	10:17:15.736
3	51.507	+4.476	10:18:07.243
4	54.327	+7.296	10:19:01.570
5	48.129	+1.098	10:19:49.699
6	47.644	+0.613	10:20:37.343
7	47.123	+0.092	10:21:24.466
8	53.258	+6.227	10:22:17.724
9	47.031		10:23:04.755
10	48.500	+1.469	10:23:53.255
11	51.349	+4.318	10:24:44.604
12	48.384	+1.353	10:25:32.988

(25) Thomas Pristl

Runde	Rundenzeit	Diff.	Tageszeit
1	57.935	+10.894	10:16:21.472
2	50.095	+3.054	10:17:11.567
3	50.036	+2.995	10:18:01.603
4	52.476	+5.435	10:18:54.079
5	55.177	+8.136	10:19:49.256
6	47.700	+0.659	10:20:36.956

Runde	Rundenzeit	Diff.	Tageszeit
7	47.145	+0.104	10:21:24.101
8	52.879	+5.838	10:22:16.980
9	47.124	+0.083	10:23:04.104
10	54.494	+7.453	10:23:58.598
11	47.824	+0.783	10:24:46.422
12	47.041		10:25:33.463

(27) Philipp Britz

Runde	Rundenzeit	Diff.	Tageszeit
1	51.764	+4.596	10:16:10.234
2	48.249	+1.081	10:16:58.483
3	47.932	+0.764	10:17:46.415
4	47.275	+0.107	10:18:33.690
5	47.416	+0.248	10:19:21.106
6	47.180	+0.012	10:20:08.286
7	47.168		10:20:55.454
8	48.668	+1.500	10:21:44.122
9	48.627	+1.459	10:22:32.749
10	51.019	+3.851	10:23:23.768

(2) Vivien Michelle Reit

Runde	Rundenzeit	Diff.	Tageszeit
1	53.699	+6.503	10:16:40.172
2	1:46.844	+59.648	10:18:27.016
3	49.477	+2.281	10:19:16.493
4	48.669	+1.473	10:20:05.162
5	47.443	+0.247	10:20:52.605
6	47.203	+0.007	10:21:39.808
7	47.196		10:22:27.004
8	47.338	+0.142	10:23:14.342
9	1:00.996	+13.800	10:24:15.338
10	48.133	+0.937	10:25:03.471
11	47.534	+0.338	10:25:51.005

(20) Sören Behrens

Runde	Rundenzeit	Diff.	Tageszeit
1	57.345	+9.902	10:16:22.763
2	50.981	+3.538	10:17:13.744
3	50.011	+2.568	10:18:03.755
4	47.765	+0.322	10:18:51.520
5	52.198	+4.755	10:19:43.718
6	49.982	+2.539	10:20:33.700
7	49.028	+1.585	10:21:22.728
8	50.126	+2.683	10:22:12.854
9	47.920	+0.477	10:23:00.774
10	47.542	+0.099	10:23:48.316
11	47.511	+0.068	10:24:35.827
12	47.443		10:25:23.270

(26) Niklas Schneider

Runde	Rundenzeit	Diff.	Tageszeit
1	57.288	+9.745	10:16:20.281
2	49.746	+2.203	10:17:10.027
3	50.746	+3.203	10:18:00.773
4	49.621	+2.078	10:18:50.394
5	47.850	+0.307	10:19:38.244
6	47.697	+0.154	10:20:25.941
7	48.328	+0.785	10:21:14.269
8	48.055	+0.512	10:22:02.324
9	47.543		10:22:49.867
10	48.109	+0.566	10:23:37.976
11	48.882	+1.339	10:24:26.858
12	47.909	+0.366	10:25:14.767

(57) Justin Leitmann

Runde	Rundenzeit	Diff.	Tageszeit
1	56.159	+6.759	10:16:17.686
2	52.000	+2.600	10:17:09.686
3	50.582	+1.182	10:18:00.268
4	50.722	+1.322	10:18:50.990
5	50.998	+1.598	10:19:41.988

Reg-Nr.: 37/2015

Orbits

Zeitnahme Monika Riehmers:

Rennleiter Dominik Rösch:

Schiedsrichter Thomas Ferrero:

Gedruckt: 19.04.2015 10:27:07 Aushang:

h

WAKC Hagen

World Formula + RK1

Motodrom Hagen 0,865 Km

Zeittraining

19.04.2015 10:15

Qualifikation (10:00 Zeit) gestartet um 10:15:11

Runde	Rundenzeit	Diff.	Tageszeit	Runde	Rundenzeit	Diff.	Tageszeit	Runde	Rundenzeit	Diff.	Tageszeit
6	50.288	+0.888	10:20:32.276								
7	50.216	+0.816	10:21:22.492								
8	49.611	+0.211	10:22:12.103								
9	50.853	+1.453	10:23:02.956								
10	49.790	+0.390	10:23:52.746								
11	49.400		10:24:42.146								
12	49.593	+0.193	10:25:31.739								
<hr/>											
(24) Max Bolzenius											
1	59.150	+7.721	10:16:21.682								
2	57.156	+5.727	10:17:18.838								
3	58.971	+7.542	10:18:17.809								
4	51.996	+0.567	10:19:09.805								
5	55.562	+4.133	10:20:05.367								
6	52.747	+1.318	10:20:58.114								
7	54.166	+2.737	10:21:52.280								
8	52.214	+0.785	10:22:44.494								
9	51.429		10:23:35.923								
10	54.757	+3.328	10:24:30.680								

WAKC Hagen

World Formula + RK1

Version 2

Motodrom Hagen 0,865 Km

Rennen 2 1 Lauf


19.04.2015 12:50

Rennen (16 Runden)

14	57
	27
13	20
	25
12	25
	23
11	10
	21
10	16
	19
9	4
	17
8	14
	15
7	122
	13
6	11
	11
5	18
	9
4	19
	7
3	7
	5
2	77
	3
1	6


POLE POSITION 1

24
28
26
26
2
24
23
22
75
20
124
18
15
16
21
14
123
12
3
10
121
8
8
6
17
4
5
2



Reg-Nr.: 37/2015

Orbits

Zeitnahme Monika Riehmers: 

Rennleiter Dominik Rösch:

Schiedsrichter Thomas Ferrero:

Gedruckt: 19.04.2015 10:47:59 Aushang: h


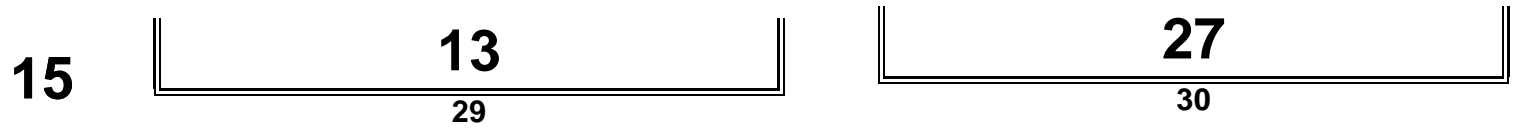


WAKC Hagen

World Formula + RK1
Rennen 2 1 Lauf
Rennen (16 Runden)


Motodrom Hagen 0,865 Km
19.04.2015 12:50

Version 2



Reg-Nr.: 37/2015

Orbits

Zeitnahme Monika Riehmers: 

Rennleiter Dominik Rösch:

Schiedsrichter Thomas Ferrero:

Gedruckt: 19.04.2015 10:47:59 Aushang: h



WAKC Hagen
World Formula + RK1
Motodrom Hagen 0,865 Km
Rennen 2 1 Lauf
19.04.2015 12:50
Rennen (14 Runden) gestartet um 12:55:37

Pos.	Nr.	Name	Nat.-Wohnort	Fabrikat	Bewerber/Sponsor	Rnd.	Gesamtzeit	Diff.	Beste Zeit	In Rd.	Pkt.
1	6	Elias Sauerbier	GER-Geismar	LH/Briggs & Stratton	ADAC Hessen-Thüringen /Alljo-Hima-Ka	14	10:36.245		44.853	13	20
2	7	Justin Krasniqi	GER-Neuenrade	Sodi/Briggs & Stratton	Beule Kart Racing Team / IBG Goeke-Te	14	10:36.610	0.365	44.608	12	18
3	17	Marcel Schminke	GER-Bad Wildungen	PCR/Briggs & Stratton	MSC Wolfhagen / ADAC Hessen-Thüring	14	10:40.270	4.025	44.849	14	16
4	3	Tom Kolsch	GER-Wilnsdorf	LH/Briggs & Stratton	Beule Kart Racing Team / AMC Burbach	14	10:40.558	4.313	44.670	8	15
5	8	Max Rosam	GER-Taunusstein	PCR/Briggs & Stratton	MSC Wolfhagen/ADAC Hessen-Thüringe	14	10:40.882	4.637	45.001	14	14
6	19	Jonas Wollscheid	GER-Castrop-Rauxel	PCR/Briggs & Stratton	Beuel Kart Racing/MSB Bergstadt-Ruthe	14	10:41.030	4.785	45.031	6	13
7	77	Moritz Winkler	GER-Bochum	Mach 1/Briggs & Stratton	MSC Blau Gelb Essen / Thermo Racing	14	10:41.346	5.101	44.762	8	12
8	122	Emely Schmidt	GER-Neukirchen	MS Kart/RK 1	MSC Homberg / ADAC Hessen-Thüringe	14	10:44.120	7.875	45.141	6	20
9	5	Simon Voghofer	GER-Hagen	LH/Briggs & Stratton	Beule Kart Racing Team/hagener AC 05	14	10:44.719	8.474	44.845	13	11
10	18	Pascal Wlodarczyk	GER-Wolkenried	CRG/Briggs & Stratton	Alljo Hima Kart Team/Fuldaer AC	14	10:49.051	12.806	44.686	11	10
11	121	Dominik Hamm	GER-Büttelborn	Intrepid/RK1	HAC Simmern / Wilk Sport / ADAC Mitte	14	10:49.216	12.971	45.101	9	18
12	11	Louis Ruße	GER-Wadersloh	Haase-Corsa/Briggs & St	AC Oelde	14	10:49.246	13.001	45.147	8	9
13	21	Stefan Krenz	GER-Mülheim	PCR/Briggs & Stratton	MSC Mülheim e.V.	14	10:55.295	19.050	45.682	9	8
14	15	Jannik Bock	GER-Wolfhagen	PCR/Briggs & Stratton	MSC Wolfhagen	14	10:56.207	19.962	45.537	10	7
15	75	Tim Schürmann	GER-Meinerzhagen	Interpid/Briggs & Stratt	AJT Halver / GCS / Mein Designer	14	10:59.589	23.344	45.548	14	6
16	4	Nico Noel Manka	GER-Unna	LH/Briggs & Stratton	Beule Kart Racing Team / MSC Bork	14	11:00.980	24.735	45.679	14	5
17	23	Louis Klinkhammer	GER-Krombach	PCR/Briggs & Stratton	MSC Mülheim e.V.	14	11:02.326	26.081	45.955	8	4
18	2	Vivien Michelle Reit	GER-Waltrop	LH/Briggs & Stratton	Beule Kart Racing Team / MSC Herten	14	11:03.920	27.675	46.066	14	3
19	27	Philipp Britz	GER-Saarbrücken	Swiss Corse/Briggs & Str	VdM Bischmisheim / PJM Motorsport	14	11:04.859	28.614	45.616	14	2
20	14	Janek Simmet	GER-Eppelborn	Swiss Corse/Briggs & Str	MSC Losheim	14	11:10.044	33.799	45.856	7	1
21	10	Philip Heine	GER-Bad Arolsen	PCR/Briggs & Stratton	MSC Wolfhagen	14	11:11.092	34.847	46.435	9	1
22	25	Thomas Pristl	GER-Espenau	Swiss Hutless/Briggs & S	Preuss Motorsport /MSC Immenhausen	14	11:11.265	35.020	46.527	12	1
23	26	Niklas Schneider	GER-Koblenz	PCR/Briggs & Stratton		14	11:11.776	35.531	46.609	10	1
24	16	Michel Boensmann	GER-Wuppertal	Haase-Corsa/Briggs & St	Thermo Racing Team	14	11:20.162	43.917	45.803	10	1
25	20	Sören Behrens	GER-Lemgo	LH/Briggs & Stratton	Beule Kart Racing Team/MSB Soester B	13	10:52.630	1 Runde	46.452	13	1
26	24	Max Bolzenius	GER-Meschede	Birel/Briggs & Stratton	MSC Oeventrop	13	11:12.105	1 Runde	50.136	7	1
27	57	Justin Leitmann	GER-Schwerte	Tony/Briggs & Stratton	Legrin Racing	13	11:14.469	1 Runde	49.754	5	1
28	123	Tim Valentin	GER-Eppingen	Mach 1/RK 1	AC Bretten / Wilk Sport	11	8:52.265	3 Runden	45.015	10	16
Nicht Klassifiziert (75% = 11 Rnd.)											
	124	Christian Wachter	GER-Kaiserslautern	Intrepid/RK 1	Rennsport Wachter / Dolmetscher- und	2	1:40.363	12 Runden	46.854	2	0
DNS	13	Maximilian Rissler	GER-Duisburg	Zanardi/Briggs & Stratton	Thermo Racing Team			DNS		0	0

Bemerkungen

Ergebnis vorbehaltlich der technischen und sportlichen Nachuntersuchung
 Gestartet: 29 Gewertet: 28 Nicht gewertet: 1
 Start-Nr.: 77 + 5 sek. Zeitstrafe(Rennleiterentscheidung)

Vorsprung	Ø km/h	Beste Rundenzeit	km/h	Beste Runde von
0.365	68,521	44.608	69,808	7 - Justin Krasniqi

Reg-Nr.: 37/2015
Orbits

Zeitnahme Monika Riehmers:

Rennleiter Dominik Rösch:

Schiedsrichter Thomas Ferrero:

Gedruckt: 19.04.2015 13:08:07

Aushang:

h



WAKC Hagen

World Formula + RK1

Motodrom Hagen 0,865 Km

Rennen 2 1 Lauf

19.04.2015 12:50

Rennen (14 Runden) gestartet um 12:55:37

Pos.	Nr.	Name	Nat.-Wohnort	Fabrikat	Bewerber/Sponsor	Rnd.	Gesamtzeit	Diff.	Beste Zeit	In Rd.	Pkt.
RK1											
1	122	Emely Schmidt	GER-Neukirchen	MS Kart/RK 1	MSC Homberg / ADAC Hessen-Thüringe	14	10:44.120		45.141	6	20
2	121	Dominik Hamm	GER-Büttelborn	Intrepid/RK1	HAC Simmern / Wilk Sport / ADAC Mitte	14	10:49.216	5.096	45.101	9	18
3	123	Tim Valentin	GER-Eppingen	Mach 1/RK 1	AC Bretten / Wilk Sport	11	8:52.265	3 Runden	45.015	10	16
Nicht Klassifiziert (75% = 11 Rnd.)											
	124	Christian Wachter	GER-Kaiserslautern	Intrepid/RK 1	Rennsport Wachter / Dolmetscher- und	2	1:40.363	12 Runden	46.854	2	0
World Formula											
1	6	Elias Sauerbier	GER-Geismar	LH/Briggs & Stratton	ADAC Hessen-Thüringen /Alljo-Hima-Ka	14	10:36.245		44.853	13	20
2	7	Justin Krasniqi	GER-Neuenrade	Sodi/Briggs & Stratton	Beule Kart Racing Team / IBG Goeke-Te	14	10:36.610	0.365	44.608	12	18
3	17	Marcel Schminke	GER-Bad Wildungen	PCR/Briggs & Stratton	MSC Wolfhagen / ADAC Hessen-Thüring	14	10:40.270	4.025	44.849	14	16
4	3	Tom Kölsch	GER-Wilnsdorf	LH/Briggs & Stratton	Beule Kart Racing Team / AMC Burbach	14	10:40.558	4.313	44.670	8	15
5	8	Max Rosam	GER-Taunusstein	PCR/Briggs & Stratton	MSC Wolfhagen/ADAC Hessen-Thüringe	14	10:40.882	4.637	45.001	14	14
6	19	Jonas Wollscheid	GER-Castrop-Rauxel	PCR/Briggs & Stratton	Beuel Kart Racing/MSC Bergstadt-Rüthe	14	10:41.030	4.785	45.031	6	13
7	77	Moritz Winkler	GER-Bochum	Mach 1/Briggs & Stratton	MSC Blau Gelb Essen / Thermo Racing	14	10:41.346	5.101	44.762	8	12
8	5	Simon Voghofer	GER-Hagen	LH/Briggs & Stratton	Beule Kart Racing Team/hagener AC 05	14	10:44.719	8.474	44.845	13	11
9	18	Pascal Wlodarczyk	GER-Wolkenried	CRG/Briggs & Stratton	Alljo Hima Kart Team/Fuldaer AC	14	10:49.051	12.806	44.686	11	10
10	11	Louis Rüße	GER-Wadersloh	Haase-Corsa/Briggs & St	AC Oelde	14	10:49.246	13.001	45.147	8	9
11	21	Stefan Krenz	GER-Mülheim	PCR/Briggs & Stratton	MSC Mülheim e.V.	14	10:55.295	19.050	45.682	9	8
12	15	Jannik Bock	GER-Wolfhagen	PCR/Briggs & Stratton	MSC Wolfhagen	14	10:56.207	19.962	45.537	10	7
13	75	Tim Schürmann	GER-Meinerzhagen	Interpid/Briggs & Stratt	AJT Halver / GCS / Mein Designer	14	10:59.589	23.344	45.548	14	6
14	4	Nico Noel Manka	GER-Unna	LH/Briggs & Stratton	Beule Kart Racing Team / MSC Bork	14	11:00.980	24.735	45.679	14	5
15	23	Louis Klinkhammer	GER-Krombach	PCR/Briggs & Stratton	MSC Mülheim e.V.	14	11:02.326	26.081	45.955	8	4
16	2	Vivien Michelle Reit	GER-Waltrp	LH/Briggs & Stratton	Beule Kart Racing Team / MSC Herten	14	11:03.920	27.675	46.066	14	3
17	27	Philipp Britz	GER-Saarbrücken	Swiss Corse/Briggs & Str	VdM Bischmisheim / PJM Motorsport	14	11:04.859	28.614	45.616	14	2
18	14	Janek Simmet	GER-Eppelborn	Swiss Corse/Briggs & Str	MSC Losheim	14	11:10.044	33.799	45.856	7	1
19	10	Phillip Heine	GER-Bad Arolsen	PCR/Briggs & Stratton	MSC Wolfhagen	14	11:11.092	34.847	46.435	9	1
20	25	Thomas Pristl	GER-Espenau	Swiss Hutless/Briggs & S	Preuss Motorsport /MSC Immenhausen	14	11:11.265	35.020	46.527	12	1
21	26	Niklas Schneider	GER-Koblenz	PCR/Briggs & Stratton		14	11:11.776	35.531	46.609	10	1
22	16	Michel Boensmann	GER-Wuppertal	Haase-Corsa/Briggs & St	Thermo Racing Team	14	11:20.162	43.917	45.803	10	1
23	20	Sören Behrens	GER-Lemgo	LH/Briggs & Stratton	Beule Kart Racing Team/MSC Soester B	13	10:52.630	1 Runde	46.452	13	1
24	24	Max Bolzenius	GER-Meschede	Birel/Briggs & Stratton	MSC Oeventrop	13	11:12.105	1 Runde	50.136	7	1
25	57	Justin Leitmann	GER-Schwerte	Tony/Briggs & Stratton	Legrin Racing	13	11:14.469	1 Runde	49.754	5	1
Nicht Klassifiziert (75% = 11 Rnd.)											
DNS	13	Maximilian Rissler	GER-Duisburg	Zanardi/Briggs & Stratto	Thermo Racing Team				DNS	0	0

Bemerkungen

Ergebnis vorbehaltlich der technischen und sportlichen Nachuntersuchung
 Gestartet: 29 Gewertet: 28 Nicht gewertet: 1
 Start-Nr.: 77 + 5 sek. Zeitstrafe(Rennleiterentscheidung)

Vorsprung	Ø km/h	Beste Rundenzeit	km/h	Beste Runde von
0.365	68,521	44.608	69,808	7 - Justin Krasniqi

Reg-Nr.: 37/2015

Orbits

Zeitnahme Monika Riehmers:

Rennleiter Dominik Rösch:

Schiedsrichter Thomas Ferrero:

Gedruckt: 19.04.2015 13:08:53 Aushang: h



WAKC Hagen

World Formula + RK1

Motodrom Hagen 0,865 Km

Rennen 2 1 Lauf

19.04.2015 12:50

Rennen (14 Runden) gestartet um 12:55:37

Runde	Rundenzeit	Diff.	Tageszeit
(6) Elias Sauerbier			
1	47.668	+2.815	12:56:24.886
2	46.142	+1.289	12:57:11.028
3	45.474	+0.621	12:57:56.502
4	45.484	+0.631	12:58:41.986
5	45.257	+0.404	12:59:27.243
6	45.176	+0.323	13:00:12.419
7	45.036	+0.183	13:00:57.455
8	44.953	+0.100	13:01:42.408
9	46.214	+1.361	13:02:28.622
10	45.078	+0.225	13:03:13.700
11	45.041	+0.188	13:03:58.741
12	44.912	+0.059	13:04:43.653
13	44.853		13:05:28.506
14	44.864	+0.011	13:06:13.370

Runde	Rundenzeit	Diff.	Tageszeit
(7) Justin Krasniqi			
1	49.264	+4.656	12:56:26.890
2	46.195	+1.587	12:57:13.085
3	45.498	+0.890	12:57:58.583
4	45.943	+1.335	12:58:44.526
5	45.048	+0.440	12:59:29.574
6	44.849	+0.241	13:00:14.423
7	44.655	+0.047	13:00:59.078
8	44.960	+0.352	13:01:44.038
9	46.065	+1.457	13:02:30.103
10	44.730	+0.122	13:03:14.833
11	44.978	+0.370	13:03:59.811
12	44.608		13:04:44.419
13	44.669	+0.061	13:05:29.088
14	44.647	+0.039	13:06:13.735

Runde	Rundenzeit	Diff.	Tageszeit
(17) Marcel Schminke			
1	48.443	+3.594	12:56:25.768
2	46.133	+1.284	12:57:11.901
3	46.166	+1.317	12:57:58.067
4	45.313	+0.464	12:58:43.380
5	45.227	+0.378	12:59:28.607
6	45.002	+0.153	13:00:13.609
7	45.284	+0.435	13:00:58.893
8	45.779	+0.930	13:01:44.672
9	46.091	+1.242	13:02:30.763
10	45.660	+0.811	13:03:16.423
11	45.942	+1.093	13:04:02.365
12	45.019	+0.170	13:04:47.384
13	45.162	+0.313	13:05:32.546
14	44.849		13:06:17.395

Runde	Rundenzeit	Diff.	Tageszeit
(3) Tom Kölsch			
1	50.121	+5.451	12:56:28.152
2	45.674	+1.004	12:57:13.826
3	46.785	+2.115	12:58:00.611
4	46.195	+1.525	12:58:46.806
5	45.181	+0.511	12:59:31.987
6	44.912	+0.242	13:00:16.899
7	45.163	+0.493	13:01:02.062
8	44.670		13:01:46.732
9	45.303	+0.633	13:02:32.035
10	45.081	+0.411	13:03:17.116
11	45.603	+0.933	13:04:02.719
12	44.936	+0.266	13:04:47.655
13	45.034	+0.364	13:05:32.689
14	44.994	+0.324	13:06:17.683

Runde	Rundenzeit	Diff.	Tageszeit
(8) Max Rosam			

Runde	Rundenzeit	Diff.	Tageszeit
1	48.922	+3.921	12:56:26.509
2	46.375	+1.374	12:57:12.884
3	45.491	+0.490	12:57:58.375
4	46.566	+1.565	12:58:44.941
5	45.187	+0.186	12:59:30.128
6	45.192	+0.191	13:00:15.320
7	45.029	+0.028	13:01:00.349
8	45.748	+0.747	13:01:46.097
9	45.445	+0.444	13:02:31.542
10	45.136	+0.135	13:03:16.678
11	45.084	+0.083	13:04:01.762
12	45.520	+0.519	13:04:47.282
13	45.724	+0.723	13:05:33.006
14	45.001		13:06:18.007

Runde	Rundenzeit	Diff.	Tageszeit
(19) Jonas Wollscheid			
1	49.615	+4.584	12:56:27.474
2	46.135	+1.104	12:57:13.609
3	45.776	+0.745	12:57:59.385
4	46.043	+1.012	12:58:45.428
5	45.057	+0.026	12:59:30.485
6	45.031		13:00:15.516
7	45.042	+0.011	13:01:00.558
8	45.672	+0.641	13:01:46.230
9	45.513	+0.482	13:02:31.743
10	45.055	+0.024	13:03:16.798
11	46.031	+1.000	13:04:02.829
12	45.088	+0.057	13:04:47.917
13	45.128	+0.097	13:05:33.045
14	45.110	+0.079	13:06:18.155

Runde	Rundenzeit	Diff.	Tageszeit
(77) Moritz Winkler			
1	47.973	+3.211	12:56:25.326
2	46.095	+1.333	12:57:11.421
3	45.989	+1.227	12:57:57.410
4	45.238	+0.476	12:58:42.648
5	45.215	+0.453	12:59:27.863
6	45.014	+0.252	13:00:12.877
7	44.949	+0.187	13:00:57.826
8	44.762		13:01:42.588
9	46.204	+1.442	13:02:28.792
10	45.003	+0.241	13:03:13.795
11	45.138	+0.376	13:03:58.933
12	44.840	+0.078	13:04:43.773
13	44.856	+0.094	13:05:28.629
14	44.842	+0.080	13:06:13.471

Runde	Rundenzeit	Diff.	Tageszeit
(122) Emely Schmidt			
1	50.229	+5.088	12:56:28.736
2	46.273	+1.132	12:57:15.009
3	46.250	+1.109	12:58:01.259
4	46.066	+0.925	12:58:47.325
5	45.244	+0.103	12:59:32.569
6	45.141		13:00:17.710
7	45.276	+0.135	13:01:02.986
8	45.428	+0.287	13:01:48.414
9	45.962	+0.821	13:02:34.376
10	45.680	+0.539	13:03:20.056
11	45.436	+0.295	13:04:05.492
12	45.258	+0.117	13:04:50.750
13	45.312	+0.171	13:05:36.062
14	45.183	+0.042	13:06:21.245

Runde	Rundenzeit	Diff.	Tageszeit
(5) Simon Voghofer			
1	48.015	+3.170	12:56:25.140
2	46.185	+1.340	12:57:11.325

Runde	Rundenzeit	Diff.	Tageszeit
3	51.294	+6.449	12:58:02.619
4	46.145	+1.300	12:58:48.764
5	45.762	+0.917	12:59:34.526
6	45.065	+0.220	13:00:19.591
7	45.482	+0.637	13:01:05.073
8	44.961	+0.116	13:01:50.034
9	45.164	+0.319	13:02:35.198
10	46.803	+1.958	13:03:22.001
11	45.049	+0.204	13:04:07.050
12	45.058	+0.213	13:04:52.108
13	44.845		13:05:36.953
14	44.891	+0.046	13:06:21.844

Runde	Rundenzeit	Diff.	Tageszeit
(18) Pascal Włodarczyk			
1	50.125	+5.439	12:56:28.264
2	45.971	+1.285	12:57:14.235
3	45.901	+1.215	12:58:00.136
4	49.605	+4.919	12:58:49.741
5	46.277	+1.591	12:59:36.018
6	45.882	+1.196	13:00:21.900
7	45.289	+0.603	13:01:07.189
8	45.274	+0.588	13:01:52.463
9	45.087	+0.401	13:02:37.550
10	45.757	+1.071	13:03:23.307
11	44.686		13:04:07.993
12	46.151	+1.465	13:04:54.144
13	46.243	+1.557	13:05:40.387
14	45.789	+1.103	13:06:26.176

Runde	Rundenzeit	Diff.	Tageszeit
(121) Dominik Hamm			
1	49.462	+4.361	12:56:27.221
2	46.057	+0.956	12:57:13.278
3	45.915	+0.814	12:57:59.193
4	51.106	+6.005	12:58:50.299
5	45.283	+0.182	12:59:35.582
6	46.557	+1.456	13:00:22.139
7	45.299	+0.198	13:01:07.438
8	45.345	+0.244	13:01:52.783
9	45.101		13:02:37.884
10	45.536	+0.435	13:03:23.420
11	45.496	+0.395	13:04:08.916
12	46.232	+1.131	13:04:55.148
13	45.364	+0.263	13:05:40.512
14	45.829	+0.728	13:06:26.341

Runde	Rundenzeit	Diff.	Tageszeit
(11) Louis Rühle			
1	50.080	+4.933	12:56:28.506
2	46.270	+1.123	12:57:14.776
3	46.973	+1.826	12:58:01.749
4	46.222	+1.075	12:58:47.971
5	45.614	+0.467	12:59:33.585
6	45.555	+0.408	13:00:19.140
7	46.024	+0.877	13:01:05.164
8	45.147		13:01:50.311
9	45.318	+0.171	13:02:35.629
10	46.611	+1.464	13:03:22.240
11	45.406	+0.259	13:04:07.646
12	46.095	+0.948	13:04:53.741
13	46.216	+1.069	13:05:39.957
14	46.414	+1.267	13:06:26.371

Runde	Rundenzeit	Diff.	Tageszeit
(21) Stefan Krenz			
1	51.051	+5.369	12:56:29.710
2	46.360	+0.678	12:57:16.070
3	48.389	+2.707	12:58:04.459
4	46.606	+0.924	12:58:51.065

Reg-Nr.: 37/2015

Orbits

Zeitnahme Monika Riehmers:

Rennleiter Dominik Rösch:

Schiedsrichter Thomas Ferrero:

Gedruckt: 19.04.2015 13:09:23 Aushang:

h

WAKC Hagen

World Formula + RK1

Motodrom Hagen 0,865 Km

Rennen 2 1 Lauf

19.04.2015 12:50

Rennen (14 Runden) gestartet um 12:55:37

Runde	Rundenzeit	Diff.	Tageszeit
5	46.182	+0.500	12:59:37.247
6	45.866	+0.184	13:00:23.113
7	45.711	+0.029	13:01:08.824
8	45.941	+0.259	13:01:54.765
9	45.682		13:02:40.447
10	46.759	+1.077	13:03:27.206
11	47.634	+1.952	13:04:14.840
12	45.994	+0.312	13:05:00.834
13	45.900	+0.218	13:05:46.734
14	45.686	+0.004	13:06:32.420

(15) Jannik Bock

1	51.508	+5.971	12:56:30.538
2	47.170	+1.633	12:57:17.708
3	47.915	+2.378	12:58:05.623
4	46.715	+1.178	12:58:52.338
5	46.108	+0.571	12:59:38.446
6	46.249	+0.712	13:00:24.695
7	45.805	+0.268	13:01:10.500
8	45.679	+0.142	13:01:56.179
9	45.945	+0.408	13:02:42.124
10	45.537		13:03:27.661
11	48.463	+2.926	13:04:16.124
12	45.646	+0.109	13:05:01.770
13	45.997	+0.460	13:05:47.767
14	45.565	+0.028	13:06:33.332

(75) Tim Schürmann

1	51.742	+6.194	12:56:31.211
2	46.876	+1.328	12:57:18.087
3	48.814	+3.266	12:58:06.901
4	46.476	+0.928	12:58:53.377
5	46.549	+1.001	12:59:39.926
6	46.503	+0.955	13:00:26.429
7	47.056	+1.508	13:01:13.485
8	45.927	+0.379	13:01:59.412
9	46.391	+0.843	13:02:45.803
10	46.033	+0.485	13:03:31.836
11	45.778	+0.230	13:04:17.614
12	47.337	+1.789	13:05:04.951
13	46.215	+0.667	13:05:51.166
14	45.548		13:06:36.714

(4) Nico Noel Manka

1	52.162	+6.483	12:56:31.710
2	47.245	+1.566	12:57:18.955
3	48.489	+2.810	12:58:07.444
4	46.599	+0.920	12:58:54.043
5	46.145	+0.466	12:59:40.188
6	46.245	+0.566	13:00:26.433
7	46.619	+0.940	13:01:13.052
8	45.944	+0.265	13:01:58.996
9	46.024	+0.345	13:02:45.020
10	46.221	+0.542	13:03:31.241
11	46.558	+0.879	13:04:17.799
12	48.617	+2.938	13:05:06.416
13	46.010	+0.331	13:05:52.426
14	45.679		13:06:38.105

(23) Louis Klinkhammer

1	53.024	+7.069	12:56:33.210
2	47.267	+1.312	12:57:20.477
3	47.559	+1.604	12:58:08.036
4	46.575	+0.620	12:58:54.611
5	46.348	+0.393	12:59:40.959
6	46.342	+0.387	13:00:27.301

Runde	Rundenzeit	Diff.	Tageszeit
7	46.846	+0.891	13:01:14.147
8	45.955		13:02:00.102
9	46.006	+0.051	13:02:46.108
10	46.973	+1.018	13:03:33.081
11	46.375	+0.420	13:04:19.456
12	47.422	+1.467	13:05:06.878
13	46.563	+0.608	13:05:53.441
14	46.010	+0.055	13:06:39.451

(2) Vivien Michelle Reit

1	53.358	+7.292	12:56:33.792
2	47.154	+1.088	12:57:20.946
3	48.292	+2.226	12:58:09.238
4	46.932	+0.866	12:58:56.170
5	46.692	+0.626	12:59:42.862
6	46.555	+0.489	13:00:29.417
7	46.419	+0.353	13:01:15.836
8	46.673	+0.607	13:02:02.509
9	46.440	+0.374	13:02:48.949
10	46.083	+0.017	13:03:35.032
11	46.113	+0.047	13:04:21.145
12	46.197	+0.131	13:05:07.342
13	47.637	+1.571	13:05:54.979
14	46.066		13:06:41.045

(27) Philipp Britz

1	53.791	+8.175	12:56:35.335
2	48.371	+2.755	12:57:23.706
3	48.494	+2.878	12:58:12.200
4	47.226	+1.610	12:58:59.426
5	46.773	+1.157	12:59:46.199
6	46.212	+0.596	13:00:32.411
7	46.883	+1.267	13:01:19.294
8	46.290	+0.674	13:02:05.584
9	45.725	+0.109	13:02:51.309
10	45.774	+0.158	13:03:37.083
11	45.909	+0.293	13:04:22.992
12	46.963	+1.347	13:05:09.955
13	46.413	+0.797	13:05:56.368
14	45.616		13:06:41.984

(14) Janek Simmet

1	51.293	+5.437	12:56:30.269
2	46.497	+0.641	12:57:16.766
3	59.779	+13.923	12:58:16.545
4	47.252	+1.396	12:59:03.797
5	45.891	+0.035	12:59:49.688
6	45.869	+0.013	13:00:35.557
7	45.856		13:01:21.413
8	46.703	+0.847	13:02:08.116
9	46.029	+0.173	13:02:54.145
10	46.261	+0.405	13:03:40.406
11	46.557	+0.701	13:04:26.963
12	46.578	+0.722	13:05:13.541
13	46.826	+0.970	13:06:00.367
14	46.802	+0.946	13:06:47.169

(10) Philip Heine

1	53.591	+7.156	12:56:33.899
2	47.695	+1.260	12:57:21.594
3	48.445	+2.010	12:58:10.039
4	47.280	+0.845	12:58:57.319
5	47.028	+0.593	12:59:44.347
6	47.242	+0.807	13:00:31.589
7	47.230	+0.795	13:01:18.819
8	47.166	+0.731	13:02:05.985

Runde	Rundenzeit	Diff.	Tageszeit
9	46.435		13:02:52.420
10	46.816	+0.381	13:03:39.236
11	47.003	+0.568	13:04:26.239
12	46.697	+0.262	13:05:12.936
13	47.763	+1.328	13:06:00.699
14	47.518	+1.083	13:06:48.217

(25) Thomas Pristl

1	53.983	+7.456	12:56:34.508
2	47.730	+1.203	12:57:22.238
3	48.570	+2.043	12:58:10.808
4	46.818	+0.291	12:58:57.626
5	46.896	+0.369	12:59:44.522
6	47.239	+0.712	13:00:31.761
7	47.936	+1.409	13:01:19.697
8	46.947	+0.420	13:02:06.644
9	46.588	+0.061	13:02:53.232
10	46.674	+0.147	13:03:39.906
11	46.752	+0.225	13:04:26.658
12	46.527		13:05:13.185
13	47.852	+1.325	13:06:01.037
14	47.353	+0.826	13:06:48.390

(26) Niklas Schneider

1	54.080	+7.471	12:56:35.017
2	47.866	+1.257	12:57:22.883
3	48.355	+1.746	12:58:11.238
4	47.162	+0.553	12:58:58.400
5	47.394	+0.785	12:59:45.794
6	47.265	+0.656	13:00:33.059
7	46.919	+0.310	13:01:19.978
8	47.933	+1.324	13:02:07.911
9	47.497	+0.888	13:02:55.408
10	46.609		13:03:42.017
11	46.746	+0.137	13:04:28.763
12	46.613	+0.004	13:05:15.376
13	46.827	+0.218	13:06:02.203
14	46.698	+0.089	13:06:48.901

(16) Michel Boensmann

1	1:13.844	+28.041	12:56:53.663
2	47.416	+1.613	12:57:41.079
3	46.916	+1.113	12:58:27.995
4	46.586	+0.783	12:59:14.581
5	46.363	+0.560	13:00:00.944
6	46.599	+0.796	13:00:47.543
7	47.090	+1.287	13:01:34.633
8	46.154	+0.351	13:02:20.787
9	46.074	+0.271	13:03:06.861
10	45.803		13:03:52.664
11	46.039	+0.236	13:04:38.703
12	46.828	+1.025	13:05:25.531
13	45.931	+0.128	13:06:11.462
14	45.825	+0.022	13:06:57.287

(20) Sören Behrens

1	54.080	+7.628	12:56:35.193
2	48.065	+1.613	12:57:23.258
3	48.704	+2.252	12:58:11.962
4	47.813	+1.361	12:58:59.775
5	46.986	+0.534	12:59:46.761
6	46.962	+0.510	13:00:33.723
7	46.913	+0.461	13:01:20.636
8	1:09.990	+23.538	13:02:30.626
9	49.444	+2.992	13:03:20.070
10	47.664	+1.212	13:04:07.734

Reg-Nr.: 37/2015

Orbits

Zeitnahme Monika Riehmers:

Rennleiter Dominik Rösch:

Schiedsrichter Thomas Ferrero:

Gedruckt: 19.04.2015 13:09:23 Aushang:

h

Seite 2/3

WAKC Hagen

World Formula + RK1

Motodrom Hagen 0,865 Km

Rennen 2 1 Lauf

19.04.2015 12:50

Rennen (14 Runden) gestartet um 12:55:37

Runde	Rundenzeit	Diff.	Tageszeit
11	47.656	+1.204	13:04:55.390
12	47.913	+1.461	13:05:43.303
13	46.452		13:06:29.755

(24) Max Bolzenius

Runde	Rundenzeit	Diff.	Tageszeit
1	54.288	+4.152	12:56:35.653
2	50.251	+0.115	12:57:25.904
3	50.480	+0.344	12:58:16.384
4	50.381	+0.245	12:59:06.765
5	50.192	+0.056	12:59:56.957
6	50.209	+0.073	13:00:47.166
7	50.136		13:01:37.302
8	55.251	+5.115	13:02:32.553
9	52.223	+2.087	13:03:24.776
10	50.469	+0.333	13:04:15.245
11	51.766	+1.630	13:05:07.011
12	50.693	+0.557	13:05:57.704
13	51.526	+1.390	13:06:49.230

(57) Justin Leitmann

Runde	Rundenzeit	Diff.	Tageszeit
1	54.726	+4.972	12:56:37.460
2	51.153	+1.399	12:57:28.613
3	51.518	+1.764	12:58:20.131
4	49.865	+0.111	12:59:09.996
5	49.754		12:59:59.750
6	50.777	+1.023	13:00:50.527
7	49.874	+0.120	13:01:40.401
8	54.636	+4.882	13:02:35.037
9	52.053	+2.299	13:03:27.090
10	50.190	+0.436	13:04:17.280
11	52.898	+3.144	13:05:10.178
12	50.074	+0.320	13:06:00.252
13	51.342	+1.588	13:06:51.594

(123) Tim Valentin

Runde	Rundenzeit	Diff.	Tageszeit
1	50.951	+5.936	12:56:29.315
2	46.392	+1.377	12:57:15.707
3	58.774	+13.759	12:58:14.481
4	46.704	+1.689	12:59:01.185
5	46.027	+1.012	12:59:47.212
6	46.606	+1.591	13:00:33.818
7	46.366	+1.351	13:01:20.184
8	52.201	+7.186	13:02:12.385
9	45.432	+0.417	13:02:57.817
10	45.015		13:03:42.832
11	46.558	+1.543	13:04:29.390

(124) Christian Wachter

Runde	Rundenzeit	Diff.	Tageszeit
1	51.453	+4.599	12:56:30.634
2	46.854		12:57:17.488

Runde Rundenzeit Diff. Tageszeit

Runde Rundenzeit Diff. Tageszeit

WAKC Hagen

World Formula + RK1

Motodrom Hagen 0,865 Km

Rennen 7 2 Lauf

19.04.2015 14:50

Rennen (16 Runden)

14	57
	27
13	20
	25
12	26
	23
11	10
	21
10	27
	19
9	23
	17
8	75
	15
7	21
	13
6	121
	11
5	5
	9
4	77
	7
3	8
	5
2	17
	3
1	6
	1


POLE POSITION 1

123
28
24
26
16
24
25
22
14
20
2
18
4
16
15
14
11
12
18
10
122
8
19
6
3
4
7
2



Reg-Nr.: 37/2015

Orbits

Zeitnahme Monika Riehmers: 

Rennleiter Dominik Rösch:

Schiedsrichter Thomas Ferrero:

Gedruckt: 19.04.2015 13:09:52 Aushang: h




WAKC Hagen

World Formula + RK1
Rennen 7 2 Lauf
Rennen (16 Runden)

Motodrom Hagen 0,865 Km
19.04.2015 14:50

15 124
29

13
30



Reg-Nr.: 37/2015

Orbits

Zeitnahme Monika Riehmers:

Rennleiter Dominik Rösch:

Schiedsrichter Thomas Ferrero:

Gedruckt: 19.04.2015 13:09:52 Aushang: h



WAKC Hagen

World Formula + RK1

Motodrom Hagen 0,865 Km

Rennen 7 2 Lauf

19.04.2015 14:50

Rennen (16 Runden) gestartet um 14:51:48

Pos.	Nr.	Name	Nat.-Wohnort	Fabrikat	Bewerber/Sponsor	Rnd.	Gesamtzeit	Diff.	Beste Zeit	In Rd.	Pkt.
1	7	Justin Krasniqi	GER-Neuenrade	Sodi/Briggs & Stratton	Beule Kart Racing Team / IBG Goeke-Te	16	12:04.080		44.763	12	20
2	6	Elias Sauerbier	GER-Geismar	LH/Briggs & Stratton	ADAC Hessen-Thüringen /Alljo-Hima-Ka	16	12:04.136	0.056	44.584	14	18
3	77	Moritz Winkler	GER-Bochum	Mach 1/Briggs & Stratton	MSC Blau Gelb Essen / Thermo Racing	16	12:04.423	0.343	44.533	14	16
4	3	Tom Kolsch	GER-Wilnsdorf	LH/Briggs & Stratton	Beule Kart Racing Team / AMC Burbach	16	12:04.817	0.737	44.431	9	15
5	19	Jonas Wollscheid	GER-Castrop-Rauxel	PCR/Briggs & Stratton	Beuel Kart Racing/MSB Bergstadt-Rüthe	16	12:06.550	2.470	44.798	7	14
6	122	Emely Schmidt	GER-Neukirchen	MS Kart/RK 1	MSC Homberg / ADAC Hessen-Thüringe	16	12:08.247	4.167	44.674	9	20
7	17	Marcel Schminke	GER-Bad Wildungen	PCR/Briggs & Stratton	MSC Wolfhagen / ADAC Hessen-Thüring	16	12:08.525	4.445	44.771	8	13
8	5	Simon Voghofer	GER-Hagen	LH/Briggs & Stratton	Beule Kart Racing Team/hagener AC 05	16	12:08.746	4.666	44.632	9	12
9	11	Louis Rübe	GER-Wadersloh	Haase-Corsa/Briggs & St	AC Oelde	16	12:09.161	5.081	44.815	15	11
10	121	Dominik Hamm	GER-Büttelborn	Intrepid/RK1	HAC Simmern / Wilk Sport / ADAC Mitte	16	12:09.348	5.268	44.721	14	18
11	18	Pascal Wlodarczyk	GER-Wolkenried	CRG/Briggs & Stratton	Alljo Hima Kart Team/Fuldaer AC	16	12:16.877	12.797	44.192	12	10
12	75	Tim Schürmann	GER-Meinerzhagen	Interpid/Briggs & Stratt	AJT Halver / GCS / Mein Designer	16	12:22.446	18.366	45.268	16	9
13	15	Jannik Bock	GER-Wolfhagen	PCR/Briggs & Stratton	MSC Wolfhagen	16	12:22.666	18.586	45.420	15	8
14	124	Christian Wachter	GER-Kaiserslautern	Intrepid/RK 1	Rennsport Wachter / Dolmetscher- und	16	12:22.987	18.907	44.760	10	16
15	4	Nico Noel Manka	GER-Unna	LH/Briggs & Stratton	Beule Kart Racing Team / MSC Bork	16	12:24.320	20.240	45.412	16	7
16	21	Stefan Krenz	GER-Mülheim	PCR/Briggs & Stratton	MSC Mülheim e.V.	16	12:24.795	20.715	45.371	16	6
17	14	Janek Simmet	GER-Eppelborn	Swiss Corse/Briggs & Str	MSC Losheim	16	12:26.428	22.348	45.110	16	5
18	123	Tim Valentin	GER-Eppingen	Mach 1/RK 1	AC Bretten / Wilk Sport	16	12:26.829	22.749	44.940	16	15
19	2	Vivien Michelle Reit	GER-Waltrp	LH/Briggs & Stratton	Beule Kart Racing Team / MSC Herten	16	12:32.510	28.430	46.094	14	4
20	10	Philipp Heine	GER-Bad Arolsen	PCR/Briggs & Stratton	MSC Wolfhagen	16	12:32.511	28.431	45.755	16	3
21	26	Niklas Schneider	GER-Koblenz	PCR/Briggs & Stratton		16	12:36.627	32.547	46.246	11	2
22	20	Sören Behrens	GER-Lemgo	LH/Briggs & Stratton	Beule Kart Racing Team/MSB Soester B	16	12:45.846	41.766	46.311	4	1
23	23	Louis Klinkhammer	GER-Krombach	PCR/Briggs & Stratton	MSC Mülheim e.V.	15	12:15.957	1 Runde	46.430	11	1
24	57	Justin Leitmann	GER-Schwerte	Tony/Briggs & Stratton	Legrin Racing	15	12:37.908	1 Runde	49.066	13	1
25	24	Max Bolzenius	GER-Meschede	Birel/Briggs & Stratton	MSC Oeventrop	14	12:07.525	2 Runden	49.042	7	1
Nicht Klassifiziert (75% = 12 Rnd.)											
8		Max Rosam	GER-Taunusstein	PCR/Briggs & Stratton	MSC Wolfhagen/ADAC Hessen-Thüringe	8	6:05.184	8 Runden	44.878	8	0
27		Philipp Britz	GER-Saarbrücken	Swiss Corse/Briggs & Str	VdM Bischmisheim / PJM Motorsport	5	3:57.760	11 Runden	45.627	5	0
16		Michel Boensmann	GER-Wuppertal	Haase-Corsa/Briggs & St	Thermo Racing Team	1	54.221	15 Runden	50.761	1	0
25		Thomas Pristl	GER-Espenau	Swiss Hutless/Briggs & S	Preuss Motorsport /MSC Immenhausen	1	54.356	15 Runden	51.448	1	0
DNS	13	Maximilian Rissler	GER-Duisburg	Zanardi/Briggs & Stratto	Thermo Racing Team			DNS		0	0

Bemerkungen

Ergebnis vorbehaltlich der technischen und sportlichen Nachuntersuchung
 Gestartet: 29 Gewertet: 25 Nicht gewertet: 4
 Start-Nr.: 18 + 10 sek. Zeitstrafe(Rennleiterentscheidung)

Vorsprung	Ø km/h	Beste Rundenzeit	km/h	Beste Runde von
0.056	68,810	44.192	70,465	18 - Pascal Wlodarczyk

Reg-Nr.: 37/2015

Orbits

Zeitnahme Monika Riehmers:

Rennleiter Dominik Rösch:

Schiedsrichter Thomas Ferrero:

Gedruckt: 19.04.2015 15:06:23 Aushang:

h



WAKC Hagen

World Formula + RK1

Motodrom Hagen 0,865 Km

Rennen 7 2 Lauf

19.04.2015 14:50

Rennen (16 Runden) gestartet um 14:51:48

Pos.	Nr.	Name	Nat./Wohnort	Fabrikat	Bewerber/Sponsor	Rnd.	Gesamtzeit	Diff.	Beste Zeit	In Rd.	Pkt.
RK1											
1	122	Emely Schmidt	GER-Neukirchen	MS Kart/RK 1	MSC Homberg / ADAC Hessen-Thüringe	16	12:08.247		44.674	9	20
2	121	Dominik Hamm	GER-Büttelborn	Intrepid/RK1	HAC Simmern / Wilk Sport / ADAC Mitte	16	12:09.348	1.101	44.721	14	18
3	124	Christian Wachter	GER-Kaiserslautern	Intrepid/RK 1	Rennsport Wachter / Dolmetscher- und	16	12:22.987	14.740	44.760	10	16
4	123	Tim Valentin	GER-Eppingen	Mach 1/RK 1	AC Bretten / Wilk Sport	16	12:26.829	18.582	44.940	16	15
World Formula											
1	7	Justin Krasniqi	GER-Neuenrade	Sodi/Briggs & Stratton	Beule Kart Racing Team / IBG Goeke-Te	16	12:04.080		44.763	12	20
2	6	Elias Sauerbier	GER-Geismar	LH/Briggs & Stratton	ADAC Hessen-Thüringen /Alljo-Hima-Ka	16	12:04.136	0.056	44.584	14	18
3	77	Moritz Winkler	GER-Bochum	Mach 1/Briggs & Stratton	MSC Blau Gelb Essen / Thermo Racing	16	12:04.423	0.343	44.533	14	16
4	3	Tom Kölsch	GER-Wilnsdorf	LH/Briggs & Stratton	Beule Kart Racing Team / AMC Burbach	16	12:04.817	0.737	44.431	9	15
5	19	Jonas Wollscheid	GER-Castrop-Rauxel	PCR/Briggs & Stratton	Beuel Kart Racing/MSC Bergstadt-Rüthe	16	12:06.550	2.470	44.798	7	14
6	17	Marcel Schminke	GER-Bad Wildungen	PCR/Briggs & Stratton	MSC Wolfhagen / ADAC Hessen-Thüring	16	12:08.525	4.445	44.771	8	13
7	5	Simon Voghofer	GER-Hagen	LH/Briggs & Stratton	Beule Kart Racing Team/hagener AC 05	16	12:08.746	4.666	44.632	9	12
8	11	Louis Rübe	GER-Wadersloh	Haase-Corsa/Briggs & St	AC Oelde	16	12:09.161	5.081	44.815	15	11
9	18	Pascal Wlodarczyk	GER-Wolkenried	CRG/Briggs & Stratton	Alljo Hima Kart Team/Fuldaer AC	16	12:16.877	12.797	44.192	12	10
10	75	Tim Schürmann	GER-Meinerzhagen	Interpid/Briggs & Stratt	AJT Halver / GCS / Mein Designer	16	12:22.446	18.366	45.268	16	9
11	15	Jannik Bock	GER-Wolfhagen	PCR/Briggs & Stratton	MSC Wolfhagen	16	12:22.666	18.586	45.420	15	8
12	4	Nico Noel Manka	GER-Unna	LH/Briggs & Stratton	Beule Kart Racing Team / MSC Bork	16	12:24.320	20.240	45.412	16	7
13	21	Stefan Krenz	GER-Mülheim	PCR/Briggs & Stratton	MSC Mülheim e.V.	16	12:24.795	20.715	45.371	16	6
14	14	Janeke Simmet	GER-Eppelborn	Swiss Corse/Briggs & Str	MSC Losheim	16	12:26.428	22.348	45.110	16	5
15	2	Vivien Michelle Reit	GER-Walldrop	LH/Briggs & Stratton	Beule Kart Racing Team / MSC Herten	16	12:32.510	28.430	46.094	14	4
16	10	Philipp Heine	GER-Bad Arolsen	PCR/Briggs & Stratton	MSC Wolfhagen	16	12:32.511	28.431	45.755	16	3
17	26	Niklas Schneider	GER-Koblentz	PCR/Briggs & Stratton		16	12:36.627	32.547	46.246	11	2
18	20	Sören Behrens	GER-Lemgo	LH/Briggs & Stratton	Beule Kart Racing Team/MSC Soester B	16	12:45.846	41.766	46.311	4	1
19	23	Louis Klinkhammer	GER-Krombach	PCR/Briggs & Stratton	MSC Mülheim e.V.	15	12:15.957	1 Runde	46.430	11	1
20	57	Justin Leitmann	GER-Schwerte	Tony/Briggs & Stratton	Legrin Racing	15	12:37.908	1 Runde	49.066	13	1
21	24	Max Bolzenius	GER-Meschede	Birel/Briggs & Stratton	MSC Oeventrop	14	12:07.525	2 Runden	49.042	7	1
Nicht Klassifiziert (75% = 12 Rnd.)											
8		Max Rosam	GER-Taunusstein	PCR/Briggs & Stratton	MSC Wolfhagen/ADAC Hessen-Thüringe	8	6:05.184	8 Runden	44.878	8	0
27		Philipp Britz	GER-Saarbrücken	Swiss Corse/Briggs & Str	VdM Bischmisheim / PJM Motorsport	5	3:57.760	11 Runden	45.627	5	0
16		Michel Boensmann	GER-Wuppertal	Haase-Corsa/Briggs & St	Thermo Racing Team	1	54.221	15 Runden	50.761	1	0
25		Thomas Pristl	GER-Espenau	Swiss Hutless/Briggs & S	Preuss Motorsport /MSC Immenhausen	1	54.356	15 Runden	51.448	1	0
DNS	13	Maximilian Rissler	GER-Duisburg	Zanardi/Briggs & Stratton	Thermo Racing Team				DNS	0	0

Bemerkungen

Ergebnis vorbehaltlich der technischen und sportlichen Nachuntersuchung
 Gestartet: 29 Gewertet: 25 Nicht gewertet: 4
 Start-Nr.: 18 + 10 sek. Zeitstrafe(Rennleiterentscheidung)

Vorsprung	Ø km/h	Beste Rundenzeit	km/h	Beste Runde von
0.056	68,810	44.192	70,465	18 - Pascal Wlodarczyk

Reg-Nr.: 37/2015

Orbits

Zeitnahme Monika Riehmers:

Rennleiter Dominik Rösch:

Schiedsrichter Thomas Ferrero:

Gedruckt: 19.04.2015 15:07:18 Aushang:

h



WAKC Hagen
World Formula + RK1
Motodrom Hagen 0,865 Km
Rennen 7 2 Lauf
19.04.2015 14:50
Rennen (16 Runden) gestartet um 14:51:48

Runde	Rundenzeit	Diff.	Tageszeit
(7) Justin Krasniqi			
1	46.782	+2.019	14:52:35.551
2	45.580	+0.817	14:53:21.131
3	45.301	+0.538	14:54:06.432
4	44.953	+0.190	14:54:51.385
5	45.086	+0.323	14:55:36.471
6	44.866	+0.103	14:56:21.337
7	44.881	+0.118	14:57:06.218
8	45.021	+0.258	14:57:51.239
9	44.765	+0.002	14:58:36.004
10	45.262	+0.499	14:59:21.266
11	45.444	+0.681	15:00:06.710
12	44.763		15:00:51.473
13	44.857	+0.094	15:01:36.330
14	45.566	+0.803	15:02:21.896
15	44.906	+0.143	15:03:06.802
16	45.955	+1.192	15:03:52.757

Runde	Rundenzeit	Diff.	Tageszeit
(6) Elias Sauerbier			
1	46.651	+2.067	14:52:35.328
2	45.576	+0.992	14:53:20.904
3	46.033	+1.449	14:54:06.937
4	45.330	+0.746	14:54:52.267
5	45.164	+0.580	14:55:37.431
6	45.052	+0.468	14:56:22.483
7	45.786	+1.202	14:57:08.269
8	44.937	+0.353	14:57:53.206
9	44.765	+0.181	14:58:37.971
10	46.314	+1.730	14:59:24.285
11	44.685	+0.101	15:00:08.970
12	44.772	+0.188	15:00:53.742
13	44.829	+0.245	15:01:38.571
14	44.584		15:02:23.155
15	44.623	+0.039	15:03:07.778
16	45.035	+0.451	15:03:52.813

Runde	Rundenzeit	Diff.	Tageszeit
(77) Moritz Winkler			
1	47.612	+3.079	14:52:36.893
2	47.054	+2.521	14:53:23.947
3	45.012	+0.479	14:54:08.959
4	46.361	+1.828	14:54:55.320
5	45.288	+0.755	14:55:40.608
6	44.736	+0.203	14:56:25.344
7	44.546	+0.013	14:57:09.890
8	44.991	+0.458	14:57:54.881
9	44.740	+0.207	14:58:39.621
10	44.892	+0.359	14:59:24.513
11	44.756	+0.223	15:00:09.269
12	44.696	+0.163	15:00:53.965
13	44.803	+0.270	15:01:38.768
14	44.533		15:02:23.301
15	44.722	+0.189	15:03:08.023
16	45.077	+0.544	15:03:53.100

Runde	Rundenzeit	Diff.	Tageszeit
(3) Tom Kölsch			
1	47.413	+2.982	14:52:36.399
2	46.121	+1.690	14:53:22.520
3	44.922	+0.491	14:54:07.442
4	45.389	+0.958	14:54:52.831
5	45.011	+0.580	14:55:37.842
6	44.752	+0.321	14:56:22.594
7	44.802	+0.371	14:57:07.396
8	44.772	+0.341	14:57:52.168
9	44.431		14:58:36.599
10	44.887	+0.456	14:59:21.486

Runde	Rundenzeit	Diff.	Tageszeit
11	44.876	+0.445	15:00:06.362
12	45.259	+0.828	15:00:51.621
13	44.976	+0.545	15:01:36.597
14	45.094	+0.663	15:02:21.691
15	45.217	+0.786	15:03:06.908
16	46.586	+2.155	15:03:53.494

Runde	Rundenzeit	Diff.	Tageszeit
(19) Jonas Wollscheid			
1	47.560	+2.762	14:52:36.638
2	47.018	+2.220	14:53:23.656
3	45.197	+0.399	14:54:08.853
4	45.800	+1.002	14:54:54.653
5	45.347	+0.549	14:55:40.000
6	44.936	+0.138	14:56:24.936
7	44.798		14:57:09.734
8	45.095	+0.297	14:57:54.829
9	45.173	+0.375	14:58:40.002
10	45.779	+0.981	14:59:25.781
11	44.936	+0.138	15:00:10.717
12	44.950	+0.152	15:00:55.667
13	45.019	+0.221	15:01:40.686
14	44.861	+0.063	15:02:25.547
15	44.869	+0.071	15:03:10.416
16	44.811	+0.013	15:03:55.227

Runde	Rundenzeit	Diff.	Tageszeit
(122) Emely Schmidt			
1	47.931	+3.257	14:52:37.208
2	46.944	+2.270	14:53:24.152
3	45.215	+0.541	14:54:09.367
4	46.079	+1.405	14:54:55.446
5	45.260	+0.586	14:55:40.706
6	44.835	+0.161	14:56:25.541
7	45.148	+0.474	14:57:10.689
8	45.003	+0.329	14:57:55.692
9	44.674		14:58:40.366
10	45.603	+0.929	14:59:25.969
11	45.293	+0.619	15:00:11.262
12	44.791	+0.117	15:00:56.053
13	44.748	+0.074	15:01:40.801
14	44.796	+0.122	15:02:25.597
15	46.003	+1.329	15:03:11.600
16	45.324	+0.650	15:03:56.924

Runde	Rundenzeit	Diff.	Tageszeit
(17) Marcel Schminke			
1	47.226	+2.455	14:52:36.111
2	47.190	+2.419	14:53:23.301
3	45.268	+0.497	14:54:08.569
4	46.655	+1.884	14:54:55.224
5	45.019	+0.248	14:55:40.243
6	45.011	+0.240	14:56:25.254
7	45.300	+0.529	14:57:10.554
8	44.771		14:57:55.325
9	44.902	+0.131	14:58:40.227
10	45.691	+0.920	14:59:25.918
11	45.233	+0.462	15:00:11.151
12	44.911	+0.140	15:00:56.062
13	45.294	+0.523	15:01:41.356
14	45.697	+0.926	15:02:27.053
15	44.978	+0.207	15:03:12.031
16	45.171	+0.400	15:03:57.202

Runde	Rundenzeit	Diff.	Tageszeit
(5) Simon Voghofer			
1	48.257	+3.625	14:52:37.751
2	46.694	+2.062	14:53:24.445
3	45.583	+0.951	14:54:10.028
4	46.071	+1.439	14:54:56.099

Runde	Rundenzeit	Diff.	Tageszeit
5	45.131	+0.499	14:55:41.230
6	45.018	+0.386	14:56:26.248
7	44.814	+0.182	14:57:11.062
8	45.268	+0.636	14:57:56.330
9	44.632		14:58:40.962
10	45.344	+0.712	14:59:26.306
11	45.662	+1.030	15:00:11.968
12	44.751	+0.119	15:00:56.719
13	45.906	+1.274	15:01:42.625
14	44.965	+0.333	15:02:27.590
15	44.842	+0.210	15:03:12.432
16	44.991	+0.359	15:03:57.423

Runde	Rundenzeit	Diff.	Tageszeit
(11) Louis Rübe			
1	49.417	+4.602	14:52:39.081
2	45.844	+1.029	14:53:24.925
3	45.476	+0.661	14:54:10.401
4	45.801	+0.986	14:54:56.202
5	45.343	+0.528	14:55:41.545
6	45.125	+0.310	14:56:26.670
7	44.923	+0.108	14:57:11.593
8	45.270	+0.455	14:57:56.863
9	44.997	+0.182	14:58:41.860
10	45.616	+0.801	14:59:27.476
11	44.976	+0.161	15:00:12.452
12	45.315	+0.500	15:00:57.767
13	45.259	+0.444	15:01:43.026
14	44.959	+0.144	15:02:27.985
15	44.815		15:03:12.800
16	45.038	+0.223	15:03:57.838

Runde	Rundenzeit	Diff.	Tageszeit
(121) Dominik Hamm			
1	49.771	+5.050	14:52:39.387
2	45.693	+0.972	14:53:25.080
3	45.656	+0.935	14:54:10.736
4	45.570	+0.849	14:54:56.306
5	45.610	+0.889	14:55:41.916
6	45.088	+0.367	14:56:27.004
7	44.952	+0.231	14:57:11.956
8	45.132	+0.411	14:57:57.088
9	44.890	+0.169	14:58:41.978
10	45.857	+1.136	14:59:27.835
11	45.440	+0.719	15:00:13.275
12	44.921	+0.200	15:00:58.196
13	45.215	+0.494	15:01:43.411
14	44.721		15:02:28.132
15	44.973	+0.252	15:03:13.105
16	44.920	+0.199	15:03:58.025

Runde	Rundenzeit	Diff.	Tageszeit
(18) Pascal Włodarczyk			
1	52.595	+8.403	14:52:42.007
2	45.899	+1.707	14:53:27.906
3	45.138	+0.946	14:54:13.044
4	45.198	+1.006	14:54:58.242
5	45.234	+1.042	14:55:43.476
6	44.948	+0.756	14:56:28.424
7	44.551	+0.359	14:57:12.975
8	44.929	+0.737	14:57:57.904
9	44.544	+0.352	14:58:42.448
10	45.508	+1.316	14:59:27.956
11	45.128	+0.936	15:00:13.084
12	44.192		15:00:57.276
13	44.665	+0.473	15:01:41.941
14	44.567	+0.375	15:02:26.508
15	44.553	+0.361	15:03:11.061
16	44.493	+0.301	15:03:55.554

WAKC Hagen

World Formula + RK1

Motodrom Hagen 0,865 Km

Rennen 7 2 Lauf

19.04.2015 14:50

Rennen (16 Runden) gestartet um 14:51:48

Runde	Rundenzeit	Diff.	Tageszeit
(75) Tim Schürmann			
1	50.335	+5.067	14:52:40.961
2	46.330	+1.062	14:53:27.291
3	46.308	+1.040	14:54:13.599
4	45.553	+0.285	14:54:59.152
5	46.103	+0.835	14:55:45.255
6	46.214	+0.946	14:56:31.469
7	45.530	+0.262	14:57:16.999
8	45.458	+0.190	14:58:02.457
9	45.692	+0.424	14:58:48.149
10	47.356	+2.088	14:59:35.505
11	46.049	+0.781	15:00:21.554
12	46.507	+1.239	15:01:08.061
13	47.034	+1.766	15:01:55.095
14	45.390	+0.122	15:02:40.485
15	45.370	+0.102	15:03:25.855
16	45.268		15:04:11.123

Runde	Rundenzeit	Diff.	Tageszeit
(15) Jannik Bock			
1	50.005	+4.585	14:52:39.954
2	46.332	+0.912	14:53:26.286
3	45.849	+0.429	14:54:12.135
4	45.660	+0.240	14:54:57.795
5	46.225	+0.805	14:55:44.020
6	45.511	+0.091	14:56:29.531
7	45.833	+0.413	14:57:15.364
8	45.787	+0.367	14:58:01.151
9	45.743	+0.323	14:58:46.894
10	48.494	+3.074	14:59:35.388
11	45.876	+0.456	15:00:21.264
12	46.383	+0.963	15:01:07.647
13	47.082	+1.662	15:01:54.729
14	45.433	+0.013	15:02:40.162
15	45.420		15:03:25.582
16	45.761	+0.341	15:04:11.343

Runde	Rundenzeit	Diff.	Tageszeit
(124) Christian Wachter			
1	49.369	+4.609	14:52:45.387
2	47.213	+2.453	14:53:32.600
3	46.486	+1.726	14:54:19.086
4	46.400	+1.640	14:55:05.486
5	45.144	+0.384	14:55:50.630
6	45.485	+0.725	14:56:36.115
7	45.993	+1.233	14:57:22.108
8	45.836	+1.076	14:58:07.944
9	46.828	+2.068	14:58:54.772
10	44.760		14:59:39.532
11	45.727	+0.967	15:00:25.259
12	45.840	+1.080	15:01:11.099
13	45.359	+0.599	15:01:56.458
14	45.476	+0.716	15:02:41.934
15	44.905	+0.145	15:03:26.839
16	44.825	+0.065	15:04:11.664

Runde	Rundenzeit	Diff.	Tageszeit
(4) Nico Noel Manka			
1	49.871	+4.459	14:52:40.254
2	46.307	+0.895	14:53:26.561
3	46.054	+0.642	14:54:12.615
4	46.209	+0.797	14:54:58.824
5	45.664	+0.252	14:55:44.488
6	45.718	+0.306	14:56:30.206
7	45.657	+0.245	14:57:15.863
8	46.007	+0.595	14:58:01.870
9	46.498	+1.086	14:58:48.368
10	47.395	+1.983	14:59:35.763

Runde	Rundenzeit	Diff.	Tageszeit
11	46.416	+1.004	15:00:22.179
12	45.929	+0.517	15:01:08.108
13	48.237	+2.825	15:01:56.345
14	45.423	+0.011	15:02:41.768
15	45.817	+0.405	15:03:27.585
16	45.412		15:04:12.997

Runde	Rundenzeit	Diff.	Tageszeit
(21) Stefan Krenz			
1	51.590	+6.219	14:52:42.067
2	46.452	+1.081	14:53:28.519
3	47.164	+1.793	14:54:15.683
4	46.321	+0.950	14:55:02.004
5	45.913	+0.542	14:55:47.917
6	45.855	+0.484	14:56:33.772
7	46.110	+0.739	14:57:19.882
8	45.974	+0.603	14:58:05.856
9	46.927	+1.556	14:58:52.783
10	45.884	+0.513	14:59:38.667
11	46.257	+0.886	15:00:24.924
12	45.570	+0.199	15:01:10.494
13	46.439	+1.068	15:01:56.933
14	45.683	+0.312	15:02:42.616
15	45.485	+0.114	15:03:28.101
16	45.371		15:04:13.472

Runde	Rundenzeit	Diff.	Tageszeit
(14) Janek Simmet			
1	51.922	+6.812	14:52:43.290
2	47.869	+2.759	14:53:31.159
3	45.658	+0.548	14:54:16.817
4	45.937	+0.827	14:55:02.754
5	46.112	+1.002	14:55:48.866
6	45.491	+0.381	14:56:34.357
7	45.746	+0.636	14:57:20.103
8	45.994	+0.884	14:58:06.097
9	47.153	+2.043	14:58:53.250
10	45.680	+0.570	14:59:38.930
11	46.180	+1.070	15:00:25.110
12	46.340	+1.230	15:01:11.450
13	46.955	+1.845	15:01:58.405
14	46.343	+1.233	15:02:44.748
15	45.247	+0.137	15:03:29.995
16	45.110		15:04:15.105

Runde	Rundenzeit	Diff.	Tageszeit
(123) Tim Valentin			
1	50.598	+5.658	14:52:43.972
2	47.727	+2.787	14:53:31.699
3	47.141	+2.201	14:54:18.840
4	45.864	+0.924	14:55:04.704
5	45.774	+0.834	14:55:50.478
6	45.490	+0.550	14:56:35.968
7	45.866	+0.926	14:57:21.834
8	46.048	+1.108	14:58:07.882
9	46.575	+1.635	14:58:54.457
10	45.822	+0.882	14:59:40.279
11	45.846	+0.906	15:00:26.125
12	45.714	+0.774	15:01:11.839
13	46.673	+1.733	15:01:58.512
14	46.622	+1.682	15:02:45.134
15	45.432	+0.492	15:03:30.566
16	44.940		15:04:15.506

Runde	Rundenzeit	Diff.	Tageszeit
(2) Vivien Michelle Reit			
1	51.304	+5.210	14:52:42.505
2	46.818	+0.724	14:53:29.323
3	46.545	+0.451	14:54:15.868
4	46.617	+0.523	14:55:02.485

Runde	Rundenzeit	Diff.	Tageszeit
5	46.423	+0.329	14:55:48.908
6	46.356	+0.262	14:56:35.264
7	46.297	+0.203	14:57:21.561
8	46.677	+0.583	14:58:08.238
9	47.628	+1.534	14:58:55.866
10	46.214	+0.120	14:59:42.080
11	46.813	+0.719	15:00:28.893
12	46.262	+0.168	15:01:15.155
13	46.386	+0.292	15:02:01.541
14	46.094		15:02:47.635
15	47.113	+1.019	15:03:34.748
16	46.444	+0.350	15:04:21.192

Runde	Rundenzeit	Diff.	Tageszeit
(10) Philip Heine			
1	52.314	+6.559	14:52:44.360
2	47.971	+2.216	14:53:32.331
3	46.747	+0.992	14:54:19.078
4	46.913	+1.158	14:55:05.991
5	46.317	+0.562	14:55:52.308
6	46.207	+0.452	14:56:38.515
7	46.534	+0.779	14:57:25.049
8	46.388	+0.633	14:58:11.437
9	46.302	+0.547	14:58:57.739
10	46.252	+0.497	14:59:43.991
11	46.911	+1.156	15:00:30.902
12	46.076	+0.321	15:01:16.978
13	45.988	+0.233	15:02:02.966
14	46.197	+0.442	15:02:49.163
15	46.270	+0.515	15:03:35.433
16	45.755		15:04:21.188

Runde	Rundenzeit	Diff.	Tageszeit
(26) Niklas Schneider			
1	51.194	+4.948	14:52:43.619
2	47.829	+1.583	14:53:31.448
3	47.377	+1.131	14:54:18.825
4	46.681	+0.435	14:55:05.506
5	46.552	+0.306	14:55:52.058
6	46.370	+0.124	14:56:38.428
7	47.658	+1.412	14:57:26.086
8	46.331	+0.085	14:58:12.417
9	46.311	+0.065	14:58:58.728
10	46.321	+0.075	14:59:45.049
11	46.246		15:00:31.295
12	46.467	+0.221	15:01:17.762
13	46.522	+0.276	15:02:04.284
14	46.644	+0.398	15:02:50.928
15	46.602	+0.356	15:03:37.530
16	47.774	+1.528	15:04:25.304

Runde	Rundenzeit	Diff.	Tageszeit
(20) Sören Behrens			
1	52.097	+5.786	14:52:44.925
2	48.703	+2.392	14:53:33.628
3	46.901	+0.590	14:54:20.529
4	46.311		14:55:06.840
5	47.039	+0.728	14:55:53.879
6	46.845	+0.534	14:56:40.724
7	47.063	+0.752	14:57:27.787
8	47.305	+0.994	14:58:15.092
9	47.115	+0.804	14:59:02.207
10	47.534	+1.223	14:59:49.741
11	47.171	+0.860	15:00:36.912
12	47.203	+0.892	15:01:24.115
13	47.239	+0.928	15:02:11.354
14	47.507	+1.196	15:02:58.861
15	48.121	+1.810	15:03:46.982
16	47.541	+1.230	15:04:34.523

Reg-Nr.: 37/2015

Orbits

Zeitnahme Monika Riehmers:



Rennleiter Dominik Rösch:

Schiedsrichter Thomas Ferrero:

Gedruckt: 19.04.2015 15:07:47

Aushang:

h



Seite 2/3

WAKC Hagen

World Formula + RK1

Motodrom Hagen 0,865 Km

Rennen 7 2 Lauf

19.04.2015 14:50

Rennen (16 Runden) gestartet um 14:51:48

Runde	Rundenzeit	Diff.	Tageszeit
(23) Louis Klinkhammer			
1	59.079	+12.649	14:52:50.237
2	48.382	+1.952	14:53:38.619
3	49.079	+2.649	14:54:27.698
4	49.603	+3.173	14:55:17.301
5	49.269	+2.839	14:56:06.570
6	47.868	+1.438	14:56:54.438
7	47.199	+0.769	14:57:41.637
8	46.692	+0.262	14:58:28.329
9	47.497	+1.067	14:59:15.826
10	47.099	+0.669	15:00:02.925
11	46.430		15:00:49.355
12	54.849	+8.419	15:01:44.204
13	46.705	+0.275	15:02:30.909
14	46.900	+0.470	15:03:17.809
15	46.825	+0.395	15:04:04.634

(57) Justin Leitmann			
1	54.002	+4.936	14:52:47.539
2	49.915	+0.849	14:53:37.454
3	49.747	+0.681	14:54:27.201
4	49.759	+0.693	14:55:16.960
5	49.445	+0.379	14:56:06.405
6	49.134	+0.068	14:56:55.539
7	49.687	+0.621	14:57:45.226
8	49.200	+0.134	14:58:34.426
9	54.521	+5.455	14:59:28.947
10	49.188	+0.122	15:00:18.135
11	49.356	+0.290	15:01:07.491
12	50.672	+1.606	15:01:58.163
13	49.066		15:02:47.229
14	49.659	+0.593	15:03:36.888
15	49.697	+0.631	15:04:26.585

(24) Max Bolzenius			
1	53.990	+4.948	14:52:46.920
2	50.131	+1.089	14:53:37.051
3	49.838	+0.796	14:54:26.889
4	50.137	+1.095	14:55:17.026
5	50.671	+1.629	14:56:07.697
6	49.294	+0.252	14:56:56.991
7	49.042		14:57:46.033
8	49.141	+0.099	14:58:35.174
9	1:01.151	+12.109	14:59:36.325
10	55.108	+6.066	15:00:31.433
11	50.318	+1.276	15:01:21.751
12	50.252	+1.210	15:02:12.003
13	49.837	+0.795	15:03:01.840
14	54.362	+5.320	15:03:56.202

(8) Max Rosam			
1	47.018	+2.140	14:52:36.146
2	45.709	+0.831	14:53:21.855
3	45.478	+0.600	14:54:07.333
4	45.390	+0.512	14:54:52.723
5	45.868	+0.990	14:55:38.591
6	45.065	+0.187	14:56:23.656
7	45.327	+0.449	14:57:08.983
8	44.878		14:57:53.861

(27) Philipp Britz			
1	50.791	+5.164	14:52:42.138
2	46.632	+1.005	14:53:28.770
3	46.316	+0.689	14:54:15.086
4	45.724	+0.097	14:55:00.810

Runde	Rundenzeit	Diff.	Tageszeit
5	45.627		14:55:46.437
(16) Michel Boensmann			
1	50.761		14:52:42.898
(25) Thomas Pristi			
1	51.448		14:52:43.033

Runde	Rundenzeit	Diff.	Tageszeit
-------	------------	-------	-----------

Reg-Nr.: 37/2015

Orbits

Zeitnahme Monika Riehmers:

Rennleiter Dominik Rösch:

Schiedsrichter Thomas Ferrero:

Gedruckt: 19.04.2015 15:07:47 Aushang:

h

WAKC Hagen 19.04.15
Strecke: Motodrom Hagen
Tageswertung Klasse World Formula

Pos	Nr.	Vorname	Nachname	Pos Zeittraining	Punkte Rennen 1	Punkte Rennen 2	Punkte Gesamt
1	6	Elias	Sauerbier	1	20	18	38
2	7	Justin	Krasniqi	5	18	20	38
3	3	Tom	Kölsch	9	15	15	30
4	17	Marcel	Schminke	4	16	13	29
5	77	Moritz	Winkler	3	12	16	28
6	19	Jonas	Wollscheid	7	13	14	27
7	5	Simon	Voghofer	2	11	12	23
8	18	Pascal	Wlodarczyk	8	10	10	20
9	11	Louis	Rüße	10	9	11	20
10	15	Jannik	Bock	13	7	8	15
11	75	Tim	Schürmann	16	6	9	15
12	8	Max	Rosam	6	14	0	14
13	21	Stefan	Krenz	11	8	6	14
14	4	Nico Noel	Manka	14	5	7	12
15	2	Vivien Michelle	Reit	20	3	4	7
16	14	Janek	Simmet	12	1	5	6
17	23	Louis	Klinkhammer	18	4	1	5
18	10	Philip	Heine	17	1	3	4
19	26	Niklas	Schneider	22	1	2	3
20	20	Sören	Behrens	21	1	1	2
21	57	Justin	Leitmann	23	1	1	2
22	24	Max	Bolzenius	24	1	1	2
23	27	Philipp	Britz	WA	2	0	2
24	16	Michel	Boensmann	15	1	0	1
25	25	Thomas	Pristl	19	1	0	1

Ergebnis vorbehaltlich der technischen und sportlichen Nachuntersuchung!!!

Rennleiter Dominik Rösch

Zeitnahme Monika Riehmers



Schiedsrichter Thomas Ferrero

Aushangzeit:

WAKC Hagen 19.04.15
Strecke: Motodrom Hagen
Tageswertung Klasse RK1

Pos	Nr.	Vorname	Nachname	Pos Zeittraining	Punkte Rennen 1	Punkte Rennen 2	Punkte Gesamt
1	122	Emely	Schmidt	3	20	20	40
2	121	Dominik	Hamm	1	18	18	36
3	123	Tim	Valentin	2	16	15	31
4	124	Christian	Wachter	4	0	16	16

Ergebnis vorbehaltlich der technischen und sportlichen Nachuntersuchung!!!

Rennleiter Dominik Rösch

Zeitnahme Monika Riehmers



Schiedsrichter Thomas Ferrero

Aushangzeit: