



Int. ADAC MX Masters Tensfeld

Klasse 1 Masters

Tensfeld 1,850 Km

Practice odd numbers

18.07.2015 11:00

Practice (30:00 Time) started at 11:00:15

Pos	No.	Name	FNM	Nat/Hometown	Trademark	Entrant / Team	Laps	Best Tm	Diff	In Lap	km/h
1	259	Glenn Coldenhoff	KNMV	NED/ CT Heesch	SUZUKI	Team Rockstar Energy Suzuki Europe	11	1:54.727		4	58,051
2	149	Dennis Ullrich	DMSB	GER/ Wallerfangei	SUZUKI	Team Castrol Power1 Suzuki Moto-Base	11	1:57.221	2.494	9	56,816
3	61	Thomas Kjer Olsen	DMU	DEN/ Sønderborg	KTM	Bodo Schmidt Motorsport	11	1:58.203	3.476	10	56,344
4	91	Jeremy Seewer	FMS	SUI/ Bülach	SUZUKI	Team Rockstar Energy Suzuki Europe	11	1:58.285	3.558	10	56,305
5	5	Kevin Wouts	DMSB	BEL/ HOBOKEN	KAWASAKI	Monster Energy Kawasaki Elf Team Pfeil	11	1:58.316	3.589	7	56,290
6	71	Christian Brockel	DMSB	GER/ Petershagen	KTM	KTM GST Berlin Racing	9	1:58.563	3.836	8	56,173
7	163	Ceriel Klein Kromhof	KNMV	NED/ Daarlerveen	KTM	HSF Logistics Motorsport	10	1:59.197	4.470	7	55,874
8	29	Henry Jacobi	DMSB	GER/ Bad Sulza	KTM	KTM Sarholz Racing Team	11	1:59.742	5.015	8	55,620
9	249	Nikolaj Larsen	DMU	DEN/ Naestved	HUSQVARNA	Jimmy Joe Husqvarna	9	1:59.852	5.125	8	55,569
10	727	Boris Maillard	DMSB	FRA/ GIGNAC	KAWASAKI	Monster Energy Kawasaki Elf Team Pfeil	10	1:59.885	5.158	7	55,553
11	75	Peter Irt	AMZS	SLO/ Ljubijana-Po	HUSQVARNA	Husqvarna Maurer Racing	11	2:00.696	5.969	11	55,180
12	161	Lars Reuther	DMSB	GER/ Pleidelsheim	KTM	Reuther Motocross	10	2:01.840	7.113	9	54,662
13	221	Sullivan Jaulin	DMSB	FRA/ St Quentin L	SUZUKI	Team Castrol Power1 Suzuki Moto-Base	8	2:02.184	7.457	6	54,508
14	909	Lukas Neurauter	OeAMTC	AUT/ Sautens	KTM	COFAIN Racing KTM	11	2:02.405	7.678	10	54,410
15	167	Stuart Edmonds	MCUI	IRL/ Dublin	HONDA	KMP Honda Repsol Racing Team	9	2:02.499	7.772	9	54,368
16	209	Davey Janssen	KNMV	NED/ Gemert	HUSQVARNA	Husqvarna-SKS Racing NL	11	2:02.946	8.219	9	54,170
17	193	Jaromir Romancik	DMSB	CZE/ Liberec	SUZUKI	-	11	2:03.608	8.881	5	53,880
18	21	Mathias Jörgensen	DMSB	DEN/ Bjerge	SUZUKI	KMP-Honda-Rapsol-Racing-Team	10	2:03.748	9.021	10	53,819
19	37	Rudolf Weschta	ACCR	CZE/ Stribro	SUZUKI	-	11	2:04.380	9.653	6	53,546
20	555	Artem Guryev	MFR	RUS/ Belgorod	KTM		9	2:05.920	11.193	8	52,891
21	159	Tobias Linke	DMSB	GER/ Berlin	KAWASAKI	Monster Energy Kawasaki Elf Team Pfeil	10	2:06.560	11.833	8	52,623
22	941	Jeffrey Meurs	KNMV	NED/ Heilbronn	SUZUKI	Suzuki Reinecke	9	2:07.266	12.539	9	52,331
23	127	Nico Busch	DMSB	GER/ Nützen	KTM	BVZ Racing Team	10	2:07.909	13.182	5	52,068
24	507	Daniel Wozniak	DMU	DEN/ Odense C.	YAMAHA		10	2:08.096	13.369	6	51,992
25	787	Thorsten Lindenmeyer	DMSB	GER/ Gaildorf	KAWASAKI	-	7	2:21.345	26.618	6	47,119

Announcements

Weather: cloudy 21 degrees, dry track

Official Timing www.camp-company.de / www.motorsport-events.se

Orbits

Timekeeping Steffen Kirchhof:

Clerk of the course Holger Möller:

Jury President Olaf Noack:

Reg. Nr MX 28/15

www.mylaps.com

Licensed to: Camp Company

Printed: 18.07.2015 11:33:26

posted at:

h



ADAC Schleswig-Holstein e.V.



Int. ADAC MX Masters Tensfeld

Klasse 1 Masters

Tensfeld 1,850 Km

Practice odd numbers

18.07.2015 11:00

Practice (30:00 Time) started at 11:00:15

Lap	Time of Day	Lap Tm	S1 Tm	S2 Tm
(259) Glenn Coldenhoff				
1	11:08:46.007	2:22.002	1:13.115	1:08.887
2	11:10:59.716	2:13.709	1:08.413	1:05.296
3	11:13:02.655	2:02.939	1:00.173	1:02.766
4	11:14:57.382	1:54.727	57.102	57.625
5	11:17:13.938	2:16.556	1:05.547	1:11.009
6	11:19:08.760	1:54.822	56.374	58.448
7	11:23:35.843	4:27.083	1:11.698	3:15.385
8	11:25:54.890	2:19.047	1:06.918	1:12.129
9	11:27:58.122	2:03.232	1:00.291	1:02.941
10	11:30:09.290	2:11.168	1:04.235	1:06.933
11	11:32:22.790	2:13.500	1:02.411	1:11.089

Lap	Time of Day	Lap Tm	S1 Tm	S2 Tm
(149) Dennis Ullrich				
1	11:08:13.300	2:24.586	1:15.319	1:09.267
2	11:10:26.362	2:13.062	1:07.921	1:05.141
3	11:12:39.840	2:13.478	1:09.030	1:04.448
4	11:16:03.771	3:23.931	1:02.229	2:21.702
5	11:18:01.321	1:57.550	58.202	59.348
6	11:20:33.055	2:31.734	1:12.970	1:18.764
7	11:22:58.509	2:25.454	1:10.538	1:14.916
8	11:25:16.482	2:17.973	1:02.998	1:14.975
9	11:27:13.703	1:57.221	57.738	59.483
10	11:29:34.743	2:21.040	1:10.451	1:10.589
11	11:31:43.936	2:09.193	1:03.390	1:05.803

Lap	Time of Day	Lap Tm	S1 Tm	S2 Tm
(61) Thomas Kjer Olsen				
1	11:08:21.296	2:29.779	1:17.227	1:12.552
2	11:10:39.058	2:17.762	1:09.348	1:08.414
3	11:12:54.212	2:15.154	1:05.282	1:09.872
4	11:14:55.584	2:01.372	1:00.171	1:01.201
5	11:16:55.022	1:59.438	59.513	59.925
6	11:21:39.217	4:44.195	1:10.746	3:33.449
7	11:23:38.000	1:58.783	59.211	59.572
8	11:25:56.566	2:18.566	1:06.734	1:11.832
9	11:28:00.328	2:03.762	1:00.957	1:02.805
10	11:29:58.531	1:58.203	58.108	1:00.095
11	11:32:24.412	2:25.881	1:25.295	1:00.586

Lap	Time of Day	Lap Tm	S1 Tm	S2 Tm
(91) Jeremy Seewer				
1	11:09:00.016	2:20.444	1:13.576	1:06.868
2	11:11:07.290	2:07.274	1:04.841	1:02.433
3	11:13:13.163	2:05.873	1:02.307	1:03.566
4	11:15:48.948	2:35.785	1:02.185	1:33.600
5	11:17:50.265	2:01.317	59.577	1:01.740
6	11:19:50.984	2:00.719	59.680	1:01.039
7	11:23:50.551	3:59.567	1:10.857	2:48.710
8	11:25:49.547	1:58.996	58.683	1:00.313
9	11:28:09.995	2:20.448	1:12.073	1:08.375
10	11:30:08.280	1:58.285	58.288	59.997
11	11:32:27.505	2:19.225	1:05.041	1:14.184

Lap	Time of Day	Lap Tm	S1 Tm	S2 Tm
(5) Kevin Wouts				
1	11:08:28.118	2:17.532	1:10.459	1:07.073
2	11:10:32.518	2:04.400	1:02.960	1:01.440
3	11:12:34.183	2:01.665	1:00.802	1:00.863
4	11:14:34.710	2:00.527	59.544	1:00.983
5	11:16:59.831	2:25.121	59.968	1:25.153
6	11:19:42.600	2:42.769	1:21.165	1:21.604
7	11:21:40.916	1:58.316	58.512	59.804
8	11:25:45.098	4:04.182	1:19.577	2:44.605
9	11:28:17.521	2:32.423	1:13.795	1:18.628
10	11:30:16.219	1:58.698	58.618	1:00.080
11	11:32:17.248	2:01.029	1:00.153	1:00.876

Lap	Time of Day	Lap Tm	S1 Tm	S2 Tm
(71) Christian Brockel				
1	11:09:07.123	2:23.725	1:17.192	1:06.533
2	11:11:22.893	2:15.770	1:08.622	1:07.148
3	11:13:38.846	2:15.953	1:06.546	1:09.407
4	11:15:50.408	2:11.562	1:06.598	1:04.964
5	11:17:51.143	2:00.735	59.806	1:00.929
6	11:24:40.765	6:49.622	1:15.321	5:34.301
7	11:27:30.726	2:49.961	1:26.042	1:23.919
8	11:29:29.289	1:58.563	58.631	59.932
9	11:32:05.852	2:36.563	1:22.764	1:13.799

Lap	Time of Day	Lap Tm	S1 Tm	S2 Tm
(163) Ceriel Klein Kromhof				
1	11:08:54.296	2:16.945	1:11.057	1:05.888
2	11:10:57.898	2:03.602	1:02.251	1:01.351
3	11:12:58.119	2:00.221	1:00.205	1:00.016
4	11:15:38.288	2:40.169	1:23.713	1:16.456
5	11:17:38.270	1:59.982	59.990	59.992
6	11:22:30.725	4:52.455	1:15.226	3:37.229
7	11:24:29.922	1:59.197	59.316	59.881
8	11:27:10.683	2:40.761	1:21.411	1:19.350
9	11:29:24.061	2:13.378	59.487	1:13.891
10	11:31:25.099	2:01.038	1:00.177	1:00.861

Lap	Time of Day	Lap Tm	S1 Tm	S2 Tm
(29) Henry Jacobi				
1	11:08:44.622	2:24.483	1:14.760	1:09.723
2	11:11:01.136	2:16.514	1:08.144	1:08.370
3	11:13:19.386	2:18.250	1:09.380	1:08.870
4	11:15:23.621	2:04.235	1:01.239	1:02.996
5	11:17:53.892	2:30.271	1:13.042	1:17.229
6	11:19:55.511	2:01.619	1:00.490	1:01.129
7	11:23:51.880	3:56.369	1:14.041	2:42.328
8	11:25:51.622	1:59.742	59.023	1:00.719
9	11:28:13.328	2:21.706	1:12.232	1:09.474
10	11:30:14.417	2:01.089	58.762	1:02.327
11	11:32:15.477	2:01.060	1:00.065	1:00.995

Lap	Time of Day	Lap Tm	S1 Tm	S2 Tm
(249) Nikolaj Larsen				
1	11:07:35.100	2:11.216	1:06.675	1:04.541
2	11:09:41.067	2:05.967	1:02.057	1:03.910
3	11:11:42.177	2:01.110	1:00.193	1:00.917
4	11:17:55.823	6:13.646	1:08.161	5:05.485
5	11:19:56.693	2:00.870	1:00.016	1:00.854
6	11:21:58.312	2:01.619	1:00.343	1:01.276
7	11:26:35.523	4:37.211	1:11.948	3:25.263
8	11:28:35.375	1:59.852	59.994	59.858
9	11:31:09.095	2:33.720	1:17.562	1:16.158

Lap	Time of Day	Lap Tm	S1 Tm	S2 Tm
(727) Boris Maillard				
1	11:08:08.754	2:30.897	1:16.428	1:14.469
2	11:10:19.157	2:10.403	1:05.050	1:05.353
3	11:12:30.021	2:10.864	1:02.956	1:07.908
4	11:14:33.328	2:03.307	1:01.102	1:02.205
5	11:16:35.617	2:02.289	1:00.500	1:01.789
6	11:19:18.340	2:42.723	1:20.040	1:22.683
7	11:21:18.225	1:59.885	59.345	1:00.540
8	11:26:24.953	5:06.728	1:16.780	3:49.948
9	11:29:00.526	2:35.573	1:23.843	1:11.730
10	11:31:02.148	2:01.622	59.828	1:01.794

Lap	Time of Day	Lap Tm	S1 Tm	S2 Tm
(75) Peter Irt				
1	11:08:07.151	2:21.391	1:10.919	1:10.472
2	11:10:13.956	2:06.805	1:04.004	1:02.801
3	11:12:22.631	2:08.675	1:03.956	1:04.719
4	11:14:23.747	2:01.116	1:00.073	1:01.043
5	11:16:48.496	2:24.749	1:09.455	1:15.294
6	11:19:00.325	2:11.829	1:05.015	1:06.814

Timekeeping Steffen Kirchhof: *s.will*

Clerk of the course Holger Möller:

Jury President Olaf Noack:

Reg. Nr MX 28/15

Printed: 18.07.2015 11:33:45

posted at: h

www.mylaps.com
Licensed to: Camp Company



ADAC Schleswig-Holstein e.V.



Int. ADAC MX Masters Tensfeld

Klasse 1 Masters

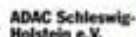
Tensfeld 1,850 Km

Practice odd numbers

18.07.2015 11:00

Practice (30:00 Time) started at 11:00:15

Lap	Time of Day	Lap Tm	S1 Tm	S2 Tm	Lap	Time of Day	Lap Tm	S1 Tm	S2 Tm
7	11:21:01.391	2:01.066	1:00.246	1:00.820	1	11:09:16.672	2:30.440	1:17.506	1:12.934
8	11:23:23.810	2:22.419	1:11.346	1:11.073	2	11:11:29.721	2:13.049	1:07.496	1:05.553
9	11:25:25.396	2:01.586	1:00.089	1:01.497	3	11:13:40.660	2:10.939	1:02.557	1:08.382
10	11:29:51.843	4:26.447	1:15.277	3:11.170	4	11:15:53.754	2:13.094	1:06.012	1:07.082
11	11:31:52.539	2:00.696	1:00.295	1:00.401	5	11:17:57.362	2:03.608	1:01.550	1:02.058
(161) Lars Reuther					6	11:20:23.045	2:25.683	1:12.324	1:13.359
1	11:07:55.440	2:15.401	1:09.599	1:05.802	7	11:22:42.078	2:19.033	1:06.521	1:12.512
2	11:10:03.117	2:07.677	1:04.328	1:03.349	8	11:25:07.990	2:25.912	1:11.857	1:14.055
3	11:12:45.387	2:42.270	1:17.538	1:24.732	9	11:27:40.369	2:32.379	1:18.435	1:13.944
4	11:14:50.979	2:05.592	1:01.790	1:03.802	10	11:29:44.643	2:04.274	1:01.895	1:02.379
5	11:20:15.332	5:24.353	1:40.140	3:44.213	11	11:33:05.002	3:20.359	1:31.468	1:48.891
6	11:22:38.625	2:23.293	1:15.439	1:07.854	(21) Mathias Jörgensen				
7	11:25:20.207	2:41.582	1:01.995	1:39.587	1	11:08:41.325	2:22.830	1:12.631	1:10.199
8	11:27:55.071	2:34.864	1:19.362	1:15.502	2	11:10:54.317	2:12.992	1:09.133	1:03.859
9	11:29:56.911	2:01.840	1:00.661	1:01.179	3	11:13:04.331	2:10.014	1:05.216	1:04.798
10	11:32:01.304	2:04.393	1:01.947	1:02.446	4	11:16:43.737	3:39.406	1:19.076	2:20.330
(221) Sullivan Jaulin					5	11:19:02.960	2:19.223	1:14.270	1:04.953
1	11:09:43.958	2:50.073	1:41.195	1:08.878	6	11:21:24.795	2:21.835	1:14.100	1:07.735
2	11:11:51.077	2:07.119	1:04.181	1:02.938	7	11:23:32.614	2:07.819	1:05.019	1:02.800
3	11:14:00.936	2:09.859	1:02.846	1:07.013	8	11:25:37.894	2:05.280	1:02.575	1:02.705
4	11:16:41.405	2:40.469	1:06.542	1:33.927	9	11:29:08.365	3:30.471	1:28.692	2:01.779
5	11:18:57.617	2:16.212	1:06.745	1:09.467	10	11:31:12.113	2:03.748	1:01.745	1:02.003
6	11:20:59.801	2:02.184	1:00.644	1:01.540	(37) Rudolf Weschta				
7	11:28:19.947	7:20.146	1:34.379	5:45.767	1	11:07:40.167	2:15.398	1:09.551	1:05.847
8	11:30:22.634	2:02.687	1:01.411	1:01.276	2	11:09:53.525	2:13.358	1:08.299	1:05.059
(909) Lukas Neurauder					3	11:11:58.584	2:05.059	1:02.680	1:02.379
1	11:07:46.890	2:16.510	1:11.544	1:04.966	4	11:14:23.072	2:24.488	1:09.917	1:14.571
2	11:09:55.616	2:08.726	1:06.074	1:02.652	5	11:16:39.344	2:16.272	1:05.930	1:10.342
3	11:11:59.822	2:04.206	1:01.859	1:02.347	6	11:18:43.724	2:04.380	1:02.150	1:02.230
4	11:14:05.234	2:05.412	1:02.299	1:03.113	7	11:22:41.201	3:57.477	1:18.800	2:38.677
5	11:16:08.217	2:02.983	1:00.531	1:02.452	8	11:25:03.234	2:22.033	1:14.164	1:07.869
6	11:20:05.712	3:57.495	1:16.603	2:40.892	9	11:27:20.541	2:17.307	1:02.043	1:15.264
7	11:22:17.332	2:11.620	1:01.349	1:10.271	10	11:29:25.601	2:05.060	1:02.219	1:02.841
8	11:24:20.124	2:02.792	1:01.104	1:01.688	11	11:31:47.083	2:21.482	1:14.955	1:06.527
9	11:27:00.453	2:40.329	1:24.805	1:15.524	(555) Artem Guryev				
10	11:29:02.858	2:02.405	1:01.144	1:01.261	1	11:09:31.642	2:29.205	1:18.213	1:10.992
11	11:32:00.671	2:57.813	1:35.144	1:22.669	2	11:11:47.638	2:15.996	1:07.028	1:08.968
(167) Stuart Edmonds					3	11:14:08.465	2:20.827	1:13.181	1:07.646
1	11:08:47.708	2:21.409	1:12.321	1:09.088	4	11:16:17.861	2:09.396	1:03.567	1:05.829
2	11:11:03.811	2:16.103	1:08.716	1:07.387	5	11:18:46.136	2:28.275	1:15.320	1:12.955
3	11:13:11.024	2:07.213	1:03.269	1:03.944	6	11:20:52.605	2:06.469	1:02.745	1:03.724
4	11:15:27.590	2:16.566	1:01.567	1:14.999	7	11:27:43.859	6:51.254	1:15.135	5:36.119
5	11:19:43.826	4:16.236	1:12.761	3:03.475	8	11:29:49.779	2:05.920	1:02.402	1:03.518
6	11:21:56.933	2:13.107	1:00.187	1:12.920	9	11:32:10.677	2:20.898	1:13.938	1:06.960
7	11:24:37.265	2:40.332	1:00.902	1:39.430	(159) Tobias Linke				
8	11:28:38.599	4:01.334	1:23.696	2:37.638	1	11:07:44.504	2:16.318	1:11.089	1:05.229
9	11:30:41.098	2:02.499	1:00.746	1:01.753	2	11:09:55.626	2:11.122	1:06.671	1:04.451
(209) Davey Janssen					3	11:12:05.485	2:09.859	1:05.830	1:04.029
1	11:08:10.689	2:26.443	1:17.988	1:08.455	4	11:14:12.940	2:07.455	1:03.691	1:03.764
2	11:10:22.945	2:12.256	1:08.007	1:04.249	5	11:19:20.296	5:07.356	1:18.521	3:48.835
3	11:12:33.054	2:10.109	1:03.863	1:06.246	6	11:21:28.209	2:07.913	1:02.773	1:05.140
4	11:14:36.784	2:03.730	1:00.094	1:03.636	7	11:23:54.577	2:26.368	1:08.409	1:17.959
5	11:16:42.642	2:05.858	1:02.542	1:03.316	8	11:26:01.137	2:06.560	1:02.671	1:03.889
6	11:19:11.625	2:28.983	1:18.526	1:10.457	9	11:30:06.002	4:04.865	1:19.806	2:45.059
7	11:21:23.419	2:11.794	1:03.491	1:08.303	10	11:32:13.841	2:07.839	1:03.939	1:03.900
8	11:23:44.831	2:21.412	1:16.464	1:04.948	(941) Jeffrey Meurs				
9	11:25:47.777	2:02.946	1:01.544	1:01.402	1	11:10:09.697	2:31.719	1:16.696	1:15.023
10	11:28:29.044	2:41.267	1:21.782	1:19.485	2	11:12:26.420	2:16.723	1:10.645	1:06.078
11	11:30:33.581	2:04.537	1:02.057	1:02.480	3	11:14:38.916	2:12.496	1:04.082	1:08.414
(193) Jaromir Romancik					4	11:16:46.234	2:07.318	1:03.430	1:03.888
					5	11:19:40.399	2:54.165	1:09.955	1:44.210



Int. ADAC MX Masters Tensfeld

Klasse 1 Masters

Tensfeld 1,850 Km

Practice odd numbers

18.07.2015 11:00

Practice (30:00 Time) started at 11:00:15

Lap	Time of Day	Lap Tm	S1 Tm	S2 Tm	Lap	Time of Day	Lap Tm	S1 Tm	S2 Tm
6	11:21:49.134	2:08.735	1:03.057	1:05.678					
7	11:23:56.860	2:07.726	1:03.668	1:04.058					
8	11:30:13.216	6:16.356	1:24.441	4:51.915					
9	11:32:20.482	2:07.266	1:03.876	1:03.390					

(127) Nico Busch

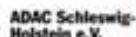
1	11:07:58.091	2:25.077	1:15.157	1:09.920
2	11:10:21.512	2:23.421	1:11.533	1:11.888
3	11:12:47.601	2:26.089	1:10.728	1:15.361
4	11:15:13.916	2:26.315	1:09.631	1:16.684
5	11:17:21.825	2:07.909	1:03.874	1:04.035
6	11:22:21.664	4:59.839	1:29.998	3:29.841
7	11:24:32.409	2:10.745	1:05.438	1:05.307
8	11:27:31.961	2:59.552	1:28.095	1:31.457
9	11:29:40.769	2:08.808	1:03.196	1:05.612
10	11:32:43.552	3:02.783	1:35.790	1:26.993

(507) Daniel Wozniak

1	11:07:38.312	2:15.407	1:09.275	1:06.132
2	11:09:46.517	2:08.205	1:03.944	1:04.261
3	11:11:56.590	2:10.073	1:05.022	1:05.051
4	11:14:07.156	2:10.566	1:03.630	1:06.936
5	11:16:16.128	2:08.972	1:04.375	1:04.597
6	11:18:24.224	2:08.096	1:03.551	1:04.545
7	11:24:48.270	6:24.046	1:17.087	5:06.959
8	11:27:03.744	2:15.474	1:08.127	1:07.347
9	11:29:15.622	2:11.878	1:04.474	1:07.404
10	11:31:25.832	2:10.210	1:04.422	1:05.788

(787) Thorsten Lindenmeyer

1	11:09:06.202	2:38.735	1:22.831	1:15.904
2	11:11:35.980	2:29.778	1:14.948	1:14.830
3	11:14:08.094	2:32.114	1:19.558	1:12.556
4	11:21:34.056	7:25.962	1:31.414	5:54.548
5	11:24:18.058	2:44.002	1:30.847	1:13.155
6	11:26:39.403	2:21.345	1:10.355	1:10.990
7	11:32:32.258	5:52.855	1:21.265	4:31.590



Int. ADAC MX Masters Tensfeld

Klasse 1 Masters

Tensfeld 1,850 Km

Practice even numbers

18.07.2015 11:35

Practice (30:00 Time) started at 11:35:25

Pos	No.	Name	FNM	Nat/Hometown	Trademark	Entrant / Team	Laps	Best Tm	Diff	In Lap	km/h
1	22	Kevin Strijbos	FMB	BEL/ Balen	SUZUKI	Team Rockstar Energy Suzuki World MX	9	1:57.067		7	56,890
2	766	Pascal Rauchenecker	OeAMTC	AUT/ Eitzing	KTM	HSV Ried / COFAIN Racing KTM	7	1:57.584	0.517	7	56,640
3	156	Angus Heidecke	DMSB	GER/ Delitzsch	KTM	KTM Sarholz Racing Team	10	1:59.193	2.126	5	55,876
4	926	Jeremy Delince	FMB	BEL/ Beaufays	HONDA	KMP Honda Repsol Racing Team	10	1:59.683	2.616	6	55,647
5	134	Filip Neugebauer	DMSB	CZE/ DIVAKY	KAWASAKI	Monster Energy Kawasaki Elf Team Pfeil	10	1:59.808	2.741	10	55,589
6	26	Mike Stender	DMSB	GER/ Eutin- Neud	SUZUKI	Team DIGA-Procross	11	2:01.654	4.587	10	54,745
7	222	Ron Noffz	DMSB	GER/ Greifswald	KTM	BvZ Racing Team	9	2:01.699	4.632	5	54,725
8	62	Klemen Gercar	AMZS	SLO/ Lukovica	HUSQVARNA	MotoSport Husqvarna	9	2:02.179	5.112	6	54,510
9	28	Micha-Boy de Waal	KNMV	NED/ Wijk en Aalt	KAWASAKI		10	2:02.489	5.422	7	54,372
10	122	Hannes Volber	DMSB	GER/ Gardelegen	KTM	KTM GST Berlin Racing	10	2:02.821	5.754	8	54,225
11	198	Vytautas Bucas	LMSF	LTU/ Siauliai	YAMAHA	TEAM Yamaha STC Racing	10	2:02.835	5.768	8	54,219
12	152	Lars van Berkel	KNMV	NED/ Veghel	KAWASAKI	Team HNHF	11	2:03.018	5.951	7	54,138
13	810	Kai Haase	DMSB	GER/ Gaildorf	SUZUKI		8	2:03.375	6.308	5	53,982
14	64	Dominique Thury	DMSB	GER/ Schneeberg	KAWASAKI	Monster Energy Kawasaki Elf Team Pfeil	9	2:03.689	6.622	4	53,845
15	446	Patrick Vos	KNMV	NED/ Rosmalen	KTM	Eetpaleis Vosje	6	2:04.672	7.605	4	53,420
16	312	Chris Gundermann	DMSB	GER/ Straufhain	YAMAHA	TEAM Yamaha STC Racing	9	2:05.546	8.479	8	53,048
17	144	Rick Folkers	KNMV	NED/ Emmer-Corr	SUZUKI	Team Ties Pol Motors-Suzuki	9	2:05.599	8.532	6	53,026
18	316	Rasmus Lynggaard	DMU	DEN/ Erslev	YAMAHA		9	2:06.404	9.337	2	52,688
19	44	Jan Uhlig	DMSB	GER/ Lugau	KAWASAKI	-	7	2:07.506	10.439	6	52,233
20	66	Tim Koch	DMSB	GER/ Wormstedt	SUZUKI	stielergruppe.mx Johannes Bikes Suzuki	9	2:07.606	10.539	4	52,192
21	834	Kai Sedlak	DMSB	GER/ Rehm	KAWASAKI		7	2:09.222	12.155	3	51,539
22	272	Enrico Jache	DMSB	GER/ Kalbe/Milde	KTM	WZ Racing	9	2:12.027	14.960	7	50,444
23	906	Olivier Davet	FMS	SUI/ Sviriez	HUSQVARNA	STC-Racing Team	9	2:13.024	15.957	7	50,066
24	314	Tim Münchhofen	DMSB	GER/ Düsseldorf	KTM	-	9	2:16.117	19.050	8	48,928
25	36	Michel Kaschny	DMSB	GER/ Borstel-Hoh	KAWASAKI	SH Racing Parts	9	2:18.168	21.101	6	48,202
26	924	Uli Stocker	DMSB	GER/ Altshausen	SUZUKI	-	7	2:25.697	28.630	7	45,711

Announcements

Weather: cloudy 21 degrees, dry track

Official Timing www.camp-company.de / www.motorsport-events.se

Orbits

Timekeeping Steffen Kirchhof:

Clerk of the course Holger Möller:

Jury President Olaf Noack:

Reg. Nr MX 28/15

www.mylaps.com

Printed: 18.07.2015 12:09:11

posted at:

h

Licensed to: Camp Company



ADAC Schleswig-Holstein e.V.



Int. ADAC MX Masters Tensfeld

Klasse 1 Masters

Tensfeld 1,850 Km

Practice even numbers

18.07.2015 11:35

Practice (30:00 Time) started at 11:35:25

Lap	Time of Day	Lap Tm	S1 Tm	S2 Tm	Lap	Time of Day	Lap Tm	S1 Tm	S2 Tm
(22) Kevin Strijbos					9	12:01:58.245	2:17.757	1:00.910	1:16.847
1	11:43:34.826	2:23.454	1:14.793	1:08.661	10	12:03:59.899	2:01.654	59.875	1:01.779
2	11:45:42.482	2:07.656	1:05.001	1:02.655	11	12:06:44.526	2:44.627	1:21.939	1:22.688
3	11:47:46.721	2:04.239	1:00.733	1:03.506	(222) Ron Noffz				
4	11:49:44.527	1:57.806	58.331	59.475	1	11:43:51.777	2:19.492	1:10.996	1:08.496
5	11:53:45.812	4:01.285	1:17.744	2:43.541	2	11:46:05.374	2:13.597	1:05.871	1:07.726
6	11:55:43.111	1:57.299	58.045	59.254	3	11:48:25.601	2:20.227	1:04.701	1:15.526
7	11:57:40.178	1:57.067	57.237	59.830	4	11:50:27.699	2:02.098	1:00.876	1:01.222
8	11:59:37.899	1:57.721	58.164	59.557	5	11:52:29.398	2:01.699	1:00.509	1:01.190
9	12:02:30.587	2:52.688	1:30.670	1:22.018	6	11:59:49.338	7:19.940	1:17.595	6:02.345
(766) Pascal Rauchenecker					7	12:02:02.247	2:12.909	1:09.051	1:03.858
1	11:42:49.177	2:14.797	1:06.208	1:08.589	8	12:05:16.542	3:14.295	1:05.558	2:08.737
2	11:44:58.898	2:09.721	1:05.702	1:04.019	9	12:07:53.072	2:36.530	1:19.629	1:16.901
3	11:47:41.989	2:43.091	1:14.711	1:28.380	(62) Klemen Gercar				
4	11:49:52.344	2:10.355	1:02.037	1:08.318	1	11:44:01.466	2:27.243	1:16.326	1:10.917
5	11:55:05.494	5:13.150	1:21.086	3:52.064	2	11:46:21.552	2:20.086	1:12.651	1:07.435
6	11:57:49.893	2:44.399	1:22.778	1:21.621	3	11:48:38.062	2:16.510	1:09.655	1:06.855
7	11:59:47.477	1:57.584	58.129	59.455	4	11:50:51.279	2:13.217	1:08.528	1:04.689
(156) Angus Heidecke					5	11:53:20.217	2:28.938	1:03.788	1:25.150
1	11:43:40.544	2:24.694	1:14.793	1:09.901	6	11:55:22.396	2:02.179	1:00.218	1:01.961
2	11:45:53.013	2:12.469	1:06.229	1:06.240	7	12:01:38.368	6:15.972	1:19.127	4:56.845
3	11:48:01.942	2:08.929	1:03.393	1:05.536	8	12:03:42.270	2:03.902	1:00.984	1:02.918
4	11:50:09.207	2:07.265	1:02.355	1:04.910	9	12:06:17.994	2:35.724	1:16.672	1:19.052
5	11:52:08.400	1:59.193	58.755	1:00.438	(28) Micha-Boy de Waal				
6	11:58:30.665	6:22.265	1:18.085	5:04.180	1	11:42:52.964	2:18.610	1:09.451	1:09.159
7	12:00:31.089	2:00.424	59.767	1:00.657	2	11:45:05.338	2:12.374	1:04.145	1:08.229
8	12:03:02.287	2:31.198	1:13.784	1:17.414	3	11:47:51.483	2:46.145	1:02.002	1:44.143
9	12:05:20.891	2:18.604	1:04.345	1:14.259	4	11:49:56.016	2:04.533	1:01.600	1:02.933
10	12:07:21.620	2:00.729	59.284	1:01.445	5	11:55:30.171	5:34.155	1:27.059	4:07.096
(926) Jeremy Delince					6	11:57:53.698	2:23.527	1:10.087	1:13.440
1	11:43:01.873	2:13.117	1:08.337	1:04.780	7	11:59:56.187	2:02.489	1:00.977	1:01.512
2	11:45:07.687	2:05.814	1:04.337	1:01.477	8	12:02:48.943	2:52.756	1:25.693	1:27.063
3	11:47:14.612	2:06.925	1:01.909	1:05.016	9	12:05:13.305	2:24.362	1:01.903	1:22.459
4	11:51:29.666	4:15.054	59.861	3:15.193	10	12:07:49.083	2:35.778	1:18.666	1:17.112
5	11:54:45.273	3:15.607	2:10.495	1:05.112	(122) Hannes Volber				
6	11:56:44.956	1:59.683	1:00.093	59.590	1	11:43:20.183	2:24.139	1:12.187	1:11.952
7	12:00:34.432	3:49.476	1:09.896	2:39.580	2	11:45:33.738	2:13.555	1:05.544	1:08.011
8	12:02:34.483	2:00.051	59.825	1:00.226	3	11:47:54.925	2:21.187	1:07.573	1:13.614
9	12:04:34.409	1:59.926	58.760	1:01.166	4	11:50:12.759	2:17.834	1:12.064	1:05.770
10	12:07:42.853	3:08.444	1:14.098	1:54.346	5	11:52:15.698	2:02.939	1:01.050	1:01.889
(134) Filip Neugebauer					6	11:54:26.006	2:10.308	59.943	1:10.365
1	11:44:08.906	2:16.668	1:10.211	1:06.457	7	11:58:52.455	4:26.449	1:24.331	3:02.118
2	11:46:18.220	2:09.314	1:04.042	1:05.272	8	12:00:55.276	2:02.821	59.970	1:02.851
3	11:48:21.835	2:03.615	1:01.516	1:02.099	9	12:03:40.425	2:45.149	1:24.674	1:20.475
4	11:50:24.604	2:02.769	1:01.121	1:01.648	10	12:06:41.361	3:00.936	1:38.730	1:22.206
5	11:52:25.809	2:01.205	1:00.734	1:00.471	(198) Vytautas Bucas				
6	11:54:57.469	2:31.660	1:17.475	1:14.185	1	11:43:18.009	2:30.297	1:18.350	1:11.947
7	11:59:45.423	4:47.954	1:06.887	3:41.067	2	11:45:35.024	2:17.015	1:07.417	1:09.598
8	12:01:56.033	2:10.610	1:06.441	1:04.169	3	11:47:48.533	2:13.509	1:02.218	1:11.291
9	12:04:08.529	2:12.496	1:04.273	1:08.223	4	11:49:53.407	2:04.874	1:01.823	1:03.051
10	12:06:08.337	1:59.808	59.126	1:00.682	5	11:52:23.874	2:30.467	1:16.160	1:14.307
(26) Mike Stender					6	11:54:29.164	2:05.290	1:01.087	1:04.203
1	11:43:32.686	2:25.824	1:11.635	1:14.189	7	11:58:54.223	4:25.059	1:18.267	3:06.792
2	11:46:07.186	2:34.500	1:20.698	1:13.802	8	12:00:57.058	2:02.835	1:00.598	1:02.237
3	11:48:24.668	2:17.482	1:11.438	1:06.044	9	12:03:30.552	2:33.494	1:18.047	1:15.447
4	11:50:46.261	2:21.593	1:07.005	1:14.588	10	12:05:57.013	2:26.461	1:14.868	1:11.593
5	11:53:06.555	2:20.294	1:13.916	1:06.378	(152) Lars van Berkel				
6	11:55:10.027	2:03.472	1:01.450	1:02.022	1	11:43:27.530	2:25.756	1:13.827	1:11.929
7	11:57:12.682	2:02.655	1:01.034	1:01.621	2	11:45:44.713	2:17.183	1:04.534	1:12.649
8	11:59:40.488	2:27.806	1:25.527	1:02.279	3	11:47:49.447	2:04.734	1:01.004	1:03.730

Official Timing www.camp-company.de / www.motorsport-events.se

Orbits

Timekeeping Steffen Kirchhof:

S. Will

Clerk of the course Holger Möller:

Jury President Olaf Noack:

Reg. Nr MX 28/15

Printed: 18.07.2015 12:09:21

posted at:

h

www.mylaps.com

Licensed to: Camp Company

Page 1/3



ADAC Schleswig-Holstein e.V.



Int. ADAC MX Masters Tensfeld

Klasse 1 Masters

Tensfeld 1,850 Km

Practice even numbers

18.07.2015 11:35

Practice (30:00 Time) started at 11:35:25

Lap	Time of Day	Lap Tm	S1 Tm	S2 Tm	Lap	Time of Day	Lap Tm	S1 Tm	S2 Tm
4	11:50:20.445	2:30.998	1:17.135	1:13.863	6	11:58:47.247	2:24.857	1:09.795	1:15.062
5	11:52:24.305	2:03.860	1:00.615	1:03.245	7	12:00:54.987	2:07.740	1:03.128	1:04.612
6	11:54:52.482	2:28.177	1:13.303	1:14.874	8	12:04:28.964	3:33.977	1:21.466	2:12.511
7	11:56:55.500	2:03.018	1:00.494	1:02.524	9	12:06:36.563	2:07.599	1:04.627	1:02.972
8	11:59:27.557	2:32.057	1:19.998	1:12.059	(44) Jan Uhlig				
9	12:01:31.109	2:03.552	1:00.806	1:02.746	1	11:43:04.022	2:19.629	1:08.975	1:10.654
10	12:03:57.826	2:26.717	1:15.335	1:11.382	2	11:45:17.548	2:13.526	1:07.580	1:05.946
11	12:06:02.170	2:04.344	1:01.237	1:03.107	3	11:47:26.695	2:09.147	1:04.129	1:05.018
(810) Kai Haase					4	11:52:47.964	5:21.269	1:28.771	3:52.498
1	11:43:08.584	2:26.567	1:14.816	1:11.751	5	12:00:17.148	2:07.506	1:02.988	6:26.196
2	11:45:21.098	2:12.514	1:05.033	1:07.481	6	12:02:24.654	1:02.569	1:04.937	1:04.937
3	11:49:47.382	4:26.284	1:03.581	3:22.703	7	12:05:35.306	3:10.652	1:16.562	1:54.090
4	11:52:03.501	2:16.119	1:02.660	1:13.459	(66) Tim Koch				
5	11:54:06.876	2:03.375	1:01.265	1:02.110	1	11:44:13.884	2:46.318	1:26.921	1:19.397
6	11:56:12.844	2:05.968	1:02.754	1:03.214	2	11:46:31.283	2:17.399	1:11.123	1:06.276
7	12:00:08.632	3:55.788	1:03.624	2:52.164	3	11:48:40.816	2:09.533	1:04.284	1:05.249
8	12:02:40.961	2:32.329	1:17.906	1:14.423	4	11:50:48.422	2:07.606	1:04.346	1:03.260
(64) Dominique Thury					5	11:52:57.424	2:09.002	1:04.125	1:04.877
1	11:44:28.815	2:34.958	1:20.585	1:14.373	6	11:55:05.458	2:08.034	1:03.515	1:04.519
2	11:46:37.397	2:08.582	1:04.566	1:04.016	7	12:01:03.733	5:58.275	1:29.711	4:28.564
3	11:49:10.087	2:32.690	1:08.228	1:24.462	8	12:03:21.948	2:18.215	1:09.266	1:08.949
4	11:51:13.776	2:03.689	1:00.974	1:02.715	9	12:06:10.961	2:49.013	1:02.949	1:46.064
5	11:56:32.063	5:18.287	1:39.624	3:38.663	(834) Kai Sedlak				
6	11:58:37.683	2:05.620	1:01.843	1:03.777	1	11:43:31.307	2:28.960	1:18.058	1:10.902
7	12:00:41.957	2:04.274	1:00.907	1:03.367	2	11:45:50.106	2:18.799	1:11.745	1:07.054
8	12:04:59.873	4:17.916	1:39.550	2:38.366	3	11:47:59.328	2:09.222	1:05.028	1:04.194
9	12:08:51.581	3:51.708	2:38.600	1:13.108	4	11:56:06.788	8:07.460	1:27.704	6:39.756
(446) Patrick Vos					5	11:58:58.347	2:51.559	1:29.840	1:21.719
1	11:44:04.556	2:18.137	1:08.335	1:09.802	6	12:05:03.355	6:05.008	1:05.000	5:00.008
2	11:46:29.299	2:24.743	1:05.968	1:18.775	7	12:07:58.892	2:55.537	1:34.318	1:21.219
3	11:49:11.409	2:42.110	1:03.834	1:38.276	(272) Enrico Jache				
4	11:51:16.081	2:04.672	1:01.313	1:03.359	1	11:43:49.623	2:24.359	1:13.855	1:10.504
5	11:56:02.844	4:46.763	1:29.412	3:17.351	2	11:48:26.239	4:36.616	1:11.608	3:25.008
6	11:59:19.691	3:16.847	1:23.676	1:53.171	3	11:50:40.635	2:14.396	1:07.704	1:06.692
(312) Chris Gundermann					4	11:52:54.711	2:14.076	1:07.426	1:06.650
1	11:42:51.551	2:17.999	1:08.168	1:09.831	5	11:57:57.381	5:02.670	1:12.572	3:50.098
2	11:45:00.839	2:09.288	1:04.458	1:04.830	6	12:00:23.213	2:25.832	1:14.949	1:10.883
3	11:47:09.572	2:08.733	1:04.542	1:04.191	7	12:02:35.240	2:12.027	1:04.540	1:07.487
4	11:49:44.714	2:35.142	1:03.000	1:32.142	8	12:05:07.517	2:32.277	1:19.255	1:13.022
5	11:51:52.633	2:07.919	1:02.783	1:05.136	9	12:07:47.886	2:40.369	1:23.431	1:16.938
6	11:54:47.888	2:55.255	1:25.621	1:29.634	(906) Olivier Davet				
7	12:00:48.184	6:00.296	1:04.997	4:55.299	1	11:42:59.597	2:22.126	1:12.429	1:09.697
8	12:02:53.730	2:05.546	1:01.805	1:03.741	2	11:45:13.514	2:13.917	1:08.222	1:05.695
9	12:05:51.523	2:57.793	1:33.696	1:24.097	3	11:49:19.289	4:05.775	1:34.391	2:31.384
(144) Rick Folkers					4	11:51:45.620	2:26.331	1:06.855	1:19.476
1	11:43:09.782	2:16.348	1:08.304	1:08.044	5	11:54:34.445	2:48.825	1:23.129	1:25.696
2	11:45:24.042	2:14.260	1:08.449	1:05.811	6	11:57:18.313	2:43.868	1:20.906	1:22.962
3	11:47:31.759	2:07.717	1:03.484	1:04.233	7	11:59:31.337	2:13.024	1:06.108	1:06.916
4	11:49:39.004	2:07.245	1:03.148	1:04.097	8	12:04:24.390	4:53.053	1:31.925	3:21.128
5	11:55:53.974	6:14.970	1:32.568	4:42.402	9	12:06:40.588	2:16.198	1:07.530	1:08.668
6	11:57:59.573	2:05.599	1:01.743	1:03.856	(314) Tim Münchhofen				
7	12:00:36.661	2:37.088	1:23.294	1:13.794	1	11:43:42.858	2:30.668	1:17.450	1:13.218
8	12:02:42.898	2:06.237	1:02.124	1:04.113	2	11:46:08.823	2:25.965	1:13.629	1:12.336
9	12:06:02.992	3:20.094	1:40.910	1:39.184	3	11:48:34.242	2:25.419	1:12.422	1:12.997
(316) Rasmus Lynggaard					4	11:50:53.358	2:19.116	1:10.766	1:08.350
1	11:43:23.624	2:26.182	1:14.961	1:11.221	5	11:53:12.093	2:18.735	1:10.195	1:08.540
2	11:45:30.028	2:06.404	1:02.875	1:03.529	6	12:00:03.758	6:51.665	1:12.553	5:39.112
3	11:48:00.993	2:30.965	1:02.603	1:28.362	7	12:02:20.808	2:17.050	1:09.275	1:07.775
4	11:53:50.172	5:49.179	1:01.815	4:47.364	8	12:04:36.925	2:16.117	1:08.654	1:07.463
5	11:56:22.390	2:32.218	1:18.261	1:13.957	9	12:07:56.401	3:19.476	1:19.800	1:59.676

Official Timing www.camp-company.de / www.motorsport-events.se

Orbits

Timekeeping Steffen Kirchhof:

S. Willig

Clerk of the course Holger Möller:

Jury President Olaf Noack:

Reg. Nr MX 28/15

Printed: 18.07.2015 12:09:21

posted at:

h

www.mylaps.com

Licensed to: Camp Company

Page 2/3



ADAC Schleswig-Holstein e.V.



Int. ADAC MX Masters Tensfeld

Klasse 1 Masters

Tensfeld 1,850 Km

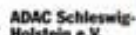
Practice even numbers

18.07.2015 11:35

Practice (30:00 Time) started at 11:35:25

Lap	Time of Day	Lap Tm	S1 Tm	S2 Tm	Lap	Time of Day	Lap Tm	S1 Tm	S2 Tm
(36) Michel Kaschny									
1	11:43:52.672	2:32.575	1:20.769	1:11.806					
2	11:46:12.524	2:19.852	1:09.522	1:10.330					
3	11:48:32.819	2:20.295	1:09.743	1:10.552					
4	11:50:55.971	2:23.152	1:15.417	1:07.735					
5	11:55:37.678	4:41.707	1:10.743	3:30.964					
6	11:57:55.846	2:18.168	1:11.802	1:06.366					
7	12:01:33.746	3:37.900	1:17.833	2:20.067					
8	12:04:51.343	3:17.597	1:05.580	2:12.017					
9	12:07:14.055	2:22.712	1:11.319	1:11.393					

(924) Uli Stocker									
1	11:43:39.012	2:33.699	1:17.428	1:16.271					
2	11:46:12.698	2:33.686	1:19.816	1:13.870					
3	11:48:43.601	2:30.903	1:16.453	1:14.450					
4	11:51:12.736	2:29.135	1:14.778	1:14.357					
5	11:56:49.119	5:36.383	1:42.528	3:53.855					
6	11:59:15.098	2:25.979	1:13.010	1:12.969					
7	12:01:40.795	2:25.697	1:12.805	1:12.892					



Int. ADAC MX Masters Tensfeld

Klasse 1 Masters

Tensfeld 1,850 Km

Qualifying Group 1

18.07.2015 14:40

Qualifying (30:00 Time) started at 14:40:10

Pos	No.	Name	FNM	Nat/Hometown	Trademark	Entrant / Team	Laps	Best Tm	Diff	In Lap	km/h
1	259	Glenn Coldenhoff	KNMV	NED/ CT Heesch	SUZUKI	Team Rockstar Energy Suzuki Europe	11	1:54.621		9	58,105
2	926	Jeremy Delince	FMB	BEL/ Beaufays	HONDA	KMP Honda Repsol Racing Team	11	1:58.126	3.505	10	56,380
3	163	Ceriel Klein Kromhof	KNMV	NED/ Daarlerveen	KTM	HSF Logistics Motorsport	12	1:58.178	3.557	10	56,356
4	5	Kevin Wouts	DMSB	BEL/ HOBOKEN	KAWASAKI	Monster Energy Kawasaki Elf Team Pfeil	10	1:59.341	4.720	6	55,806
5	91	Jeremy Seewer	FMS	SUI/ Bülach	SUZUKI	Team Rockstar Energy Suzuki Europe	12	1:59.478	4.857	7	55,742
6	71	Christian Brockel	DMSB	GER/ Petershagen	KTM	KTM GST Berlin Racing	12	1:59.617	4.996	11	55,678
7	61	Thomas Kjer Olsen	DMU	DEN/ Sønderborg	KTM	Bodo Schmidt Motorsport	12	2:00.574	5.953	7	55,236
8	156	Angus Heidecke	DMSB	GER/ Delitzsch	KTM	KTM Sarholz Racing Team	11	2:00.961	6.340	6	55,059
9	249	Nikolaj Larsen	DMU	DEN/ Naestved	HUSQVARNA	Jimmy Joe Husqvarna	12	2:01.079	6.458	11	55,005
10	75	Peter Irt	AMZS	SLO/ Ljubljana-Po	HUSQVARNA	Husqvarna Maurer Racing	11	2:01.271	6.650	8	54,918
11	26	Mike Stender	DMSB	GER/ Eutin- Neud	SUZUKI	Team DIGA-Procross	12	2:01.796	7.175	10	54,682
12	62	Klemen Gerca	AMZS	SLO/ Lukovica	HUSQVARNA	MotoSport Husqvarna	11	2:02.138	7.517	4	54,528
13	810	Kai Haase	DMSB	GER/ Gaildorf	SUZUKI		11	2:02.435	7.814	5	54,396
14	152	Lars van Berkel	KNMV	NED/ Veghel	KAWASAKI	Team HNHf	13	2:02.955	8.334	8	54,166
15	28	Micha-Boy de Waal	KNMV	NED/ Wijk en Aalt	KAWASAKI		12	2:02.995	8.374	8	54,149
16	221	Sullivan Jaulin	DMSB	FRA/ St Quentin L	SUZUKI	Team Castrol Power1 Suzuki Moto-Base	12	2:03.293	8.672	11	54,018
17	37	Rudolf Weschta	ACCR	CZE/ Stribro	SUZUKI	-	11	2:03.317	8.696	9	54,007
18	167	Stuart Edmonds	MCUI	IRL/ Dublin	HONDA	KMP Honda Repsol Racing Team	12	2:03.387	8.766	7	53,977
19	66	Tim Koch	DMSB	GER/ Wormstedt	SUZUKI	stielergruppe.mx Johannes Bikes Suzuki	11	2:03.560	8.939	11	53,901
20	272	Enrico Jache	DMSB	GER/ Kalbe/Milde	KTM	WZ Racing	9	2:03.730	9.109	2	53,827
21	555	Artem Guryev	MFR	RUS/ Belgorod	KTM		9	2:06.042	11.421	2	52,840
22	941	Jeffrey Meurs	KNMV	NED/ Heilbronn	SUZUKI	Suzuki Reinecke	11	2:07.175	12.554	6	52,369
23	906	Olivier Davet	FMS	SUI/ Sviriez	HUSQVARNA	STC-Racing Team	10	2:09.295	14.674	2	51,510
24	446	Patrick Vos	KNMV	NED/ Rosmalen	KTM	Eetpaleis Vosje	7	2:10.163	15.542	5	51,167
25	127	Nico Busch	DMSB	GER/ Nützen	KTM	BVZ Racing Team	9	2:11.014	16.393	4	50,834
26	314	Tim Münchhofen	DMSB	GER/ Düsseldorf	KTM	-	9	2:14.252	19.631	8	49,608

Announcements

These results are provisional until the conclusion of any judicial and technical matters!

Weather: cloudy 21 degrees, dry track

Position 1- 15 are qualified for the races!

Official Timing www.camp-company.de / www.motorsport-events.se

Orbits

Timekeeping Steffen Kirchhof:

Clerk of the course Holger Möller:

Jury President Olaf Noack:

Reg. Nr MX 28/15

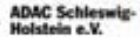
www.mylaps.com

Licensed to: Camp Company

Printed: 18.07.2015 15:12:52

posted at:

h



Int. ADAC MX Masters Tensfeld

Klasse 1 Masters

Tensfeld 1,850 Km

Qualifying Group 1

18.07.2015 14:40

Qualifying (30:00 Time) started at 14:40:10

Lap	Time of Day	Lap Tm	S1 Tm	S2 Tm	Lap	Time of Day	Lap Tm	S1 Tm	S2 Tm
(259) Glenn Coldenhoff					(71) Christian Brockel				
1	14:43:46.583	2:30.648	1:13.857	1:16.791	1	14:43:46.976	2:52.152	1:25.150	1:27.002
2	14:45:52.932	2:06.349	1:01.771	1:04.578	2	14:46:33.660	2:46.684	1:20.106	1:26.578
3	14:47:49.118	1:56.186	57.088	59.098	3	14:48:38.012	2:04.352	1:01.468	1:02.884
4	14:50:03.572	2:14.454	1:06.083	1:08.371	4	14:50:41.201	2:03.189	1:00.740	1:02.449
5	14:52:40.068	2:36.496	56.455	1:40.041	5	14:53:16.427	2:35.226	1:11.704	1:23.522
6	14:59:36.057	6:55.989	1:10.239	5:45.750	6	14:55:54.878	2:38.451	59.302	1:39.149
7	15:01:57.295	2:21.238	1:11.581	1:09.657	7	14:57:55.651	2:00.773	59.216	1:01.557
8	15:04:11.869	2:14.574	1:07.001	1:07.573	8	15:00:49.593	2:53.942	1:27.212	1:26.730
9	15:06:06.490	1:54.621	56.508	58.113	9	15:02:49.902	2:00.309	58.989	1:01.320
10	15:09:45.038	3:38.548	1:07.974	2:30.574	10	15:05:44.895	2:54.993	1:27.294	1:27.699
11	15:12:12.413	2:27.375	1:10.197	1:17.178	11	15:07:44.512	1:59.617	58.770	1:00.847
					12	15:10:26.395	2:41.883	1:20.655	1:21.228
(926) Jeremy Delince					(61) Thomas Kjer Olsen				
1	14:43:32.404	2:38.208	1:21.454	1:16.754	1	14:44:08.911	2:43.891	1:21.317	1:22.574
2	14:45:32.287	1:59.883	59.657	1:00.226	2	14:46:21.489	2:12.578	1:03.678	1:08.900
3	14:50:54.614	5:22.327	1:13.780	4:08.547	3	14:48:23.488	2:01.999	59.884	1:02.115
4	14:54:27.433	3:32.819	58.594	2:34.225	4	14:50:24.420	2:00.932	59.620	1:01.312
5	14:56:44.850	2:17.417	1:00.363	1:17.054	5	14:54:40.818	4:16.398	1:15.073	3:01.325
6	14:59:01.940	2:17.090	1:03.567	1:13.523	6	14:56:41.751	2:00.933	59.288	1:01.645
7	15:02:19.405	3:17.465	1:07.841	2:09.624	7	14:58:42.325	2:00.574	59.843	1:00.731
8	15:04:18.973	1:59.568	58.614	1:00.954	8	15:01:41.390	2:59.065	1:29.742	1:29.323
9	15:06:50.990	2:32.017	1:20.957	1:11.060	9	15:03:54.848	2:13.458	1:06.471	1:06.987
10	15:08:49.116	1:58.126	58.102	1:00.024	10	15:05:56.206	2:01.358	59.227	1:02.131
11	15:11:21.937	2:32.821	1:21.320	1:11.501	11	15:08:30.106	2:33.900	1:21.727	1:12.173
					12	15:10:53.860	2:23.754	59.913	1:23.841
(163) Ceriel Klein Kromhof					(156) Angus Heidecke				
1	14:43:47.678	2:30.314	1:14.407	1:15.907	1	14:43:55.866	2:37.814	1:19.432	1:18.382
2	14:45:54.613	2:06.935	1:02.587	1:04.348	2	14:46:04.255	2:08.389	1:01.192	1:07.197
3	14:47:54.507	1:59.894	59.294	1:00.600	3	14:48:07.866	2:03.611	1:01.418	1:02.193
4	14:50:39.546	2:45.039	1:20.726	1:24.313	4	14:50:29.089	2:21.223	1:04.434	1:16.789
5	14:53:02.736	2:23.190	1:09.294	1:13.896	5	14:52:30.130	2:01.041	59.641	1:01.400
6	14:55:03.243	2:00.507	58.809	1:01.698	6	14:54:31.091	2:00.961	59.481	1:01.480
7	14:57:42.194	2:38.951	1:22.009	1:16.942	7	15:00:09.488	5:38.397	1:14.442	4:23.955
8	14:59:43.394	2:01.200	59.183	1:02.017	8	15:02:10.515	2:01.027	1:00.138	1:00.889
9	15:04:13.210	4:29.816	1:23.235	3:06.581	9	15:04:12.886	2:02.371	1:00.215	1:02.156
10	15:06:11.388	1:58.178	58.049	1:00.129	10	15:09:25.983	5:13.097	1:19.650	3:53.447
11	15:08:53.383	2:41.995	1:24.165	1:17.830	11	15:11:43.176	2:17.193	1:05.900	1:11.293
12	15:11:27.439	2:34.056	1:19.211	1:14.845					
(5) Kevin Wouts					(249) Nikolaj Larsen				
1	14:44:38.927	2:36.611	1:18.152	1:18.459	1	14:42:58.214	2:23.745	1:08.086	1:15.659
2	14:47:01.004	2:22.077	59.691	1:22.386	2	14:45:00.276	2:02.062	1:00.009	1:02.053
3	14:49:21.399	2:20.395	59.181	1:21.214	3	14:47:51.999	2:51.723	1:21.693	1:30.030
4	14:51:22.402	2:01.003	59.621	1:01.382	4	14:49:54.815	2:02.816	1:00.056	1:02.760
5	14:53:56.920	2:34.518	1:21.302	1:13.216	5	14:52:41.874	2:47.059	1:21.062	1:25.997
6	14:55:56.261	1:59.341	58.539	1:00.802	6	14:54:44.471	2:02.597	1:00.412	1:02.185
7	15:04:22.703	8:26.442	1:28.450	6:57.992	7	14:59:27.352	4:42.881	1:23.970	3:18.911
8	15:07:22.071	2:59.368	1:34.481	1:24.887	8	15:01:29.208	2:01.856	1:00.435	1:01.421
9	15:09:21.825	1:59.754	59.174	1:00.580	9	15:04:29.430	3:00.222	1:28.719	1:31.503
10	15:12:04.794	2:42.969	1:27.007	1:15.962	10	15:07:14.712	2:45.282	1:25.599	1:19.683
					11	15:09:15.791	2:01.079	59.800	1:01.279
					12	15:12:11.939	2:56.148	1:25.908	1:30.240
(91) Jeremy Seewer					(75) Peter Irt				
1	14:44:09.838	2:32.350	1:18.085	1:14.265	1	14:44:01.655	2:41.799	1:19.053	1:22.746
2	14:46:29.281	2:19.443	1:05.427	1:14.016	2	14:46:04.871	2:03.216	1:00.185	1:03.031
3	14:48:31.931	2:02.650	1:01.359	1:01.291	3	14:48:33.105	2:28.234	1:10.591	1:17.643
4	14:51:19.057	2:47.126	1:21.687	1:25.439	4	14:50:35.957	2:02.852	1:00.101	1:02.751
5	14:53:19.145	2:00.088	1:00.113	59.975	5	14:55:00.895	4:24.938	1:15.671	3:09.267
6	14:58:24.406	5:05.261	1:21.153	3:44.108	6	14:57:02.859	2:01.964	1:00.441	1:01.523
7	15:00:23.884	1:59.478	59.164	1:00.314	7	14:59:32.037	2:29.178	1:15.727	1:13.451
8	15:03:16.253	2:52.369	1:22.622	1:29.747	8	15:01:33.308	2:01.271	59.435	1:01.836
9	15:05:16.331	2:00.078	58.671	1:01.407	9	15:05:52.073	4:18.765	1:19.578	2:59.187
10	15:07:53.153	2:36.822	1:11.144	1:25.678					
11	15:10:04.468	2:11.315	1:00.513	1:10.802					
12	15:12:04.702	2:00.234	59.797	1:00.437					



ADAC Schleswig-Holstein e.V.



Int. ADAC MX Masters Tensfeld

Klasse 1 Masters

Tensfeld 1,850 Km

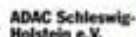
Qualifying Group 1

18.07.2015 14:40

Qualifying (30:00 Time) started at 14:40:10

Lap	Time of Day	Lap Tm	S1 Tm	S2 Tm	Lap	Time of Day	Lap Tm	S1 Tm	S2 Tm
10	15:08:18.052	2:25.979	1:14.275	1:11.704	8	15:00:28.542	2:02.995	1:01.107	1:01.888
11	15:10:19.903	2:01.851	1:00.465	1:01.386	9	15:03:17.247	2:48.705	1:19.744	1:28.961
(26) Mike Stender					10	15:06:01.136	2:43.889	1:31.072	1:12.817
1	14:43:40.602	2:43.260	1:23.757	1:19.503	11	15:08:05.703	2:04.567	1:01.410	1:03.157
2	14:45:45.137	2:04.535	1:01.686	1:02.849	12	15:10:35.034	2:29.331	1:04.351	1:24.980
3	14:48:27.510	2:42.373	1:22.074	1:20.299	(221) Sulivan Jaulin				
4	14:50:30.583	2:03.073	1:01.070	1:02.003	1	14:43:59.139	2:47.127	1:21.344	1:25.783
5	14:52:34.309	2:03.726	1:01.269	1:02.457	2	14:46:03.674	2:04.535	1:01.338	1:03.197
6	14:55:22.271	2:47.962	1:25.724	1:22.238	3	14:48:41.955	2:38.281	1:16.122	1:22.159
7	14:58:03.910	2:41.639	1:24.333	1:17.306	4	14:50:45.770	2:03.815	1:00.604	1:03.211
8	15:00:05.793	2:01.883	1:00.709	1:01.174	5	14:55:27.949	4:42.179	1:15.646	3:26.533
9	15:02:43.795	2:38.002	1:21.525	1:16.477	6	14:57:32.080	2:04.131	1:01.312	1:02.819
10	15:04:45.591	2:01.796	1:00.365	1:01.431	7	15:00:11.022	2:38.942	1:15.783	1:23.159
11	15:07:41.222	2:55.631	1:27.700	1:27.931	8	15:02:27.072	2:16.050	1:06.051	1:09.999
12	15:09:56.354	2:15.132	1:00.940	1:14.192	9	15:04:30.490	2:03.418	1:00.959	1:02.459
(62) Klemen Gercar					10	15:07:06.999	2:36.509	1:17.268	1:19.241
1	14:43:53.118	2:46.076	1:19.709	1:26.367	11	15:09:10.292	2:03.293	1:00.602	1:02.691
2	14:45:55.982	2:02.864	1:01.003	1:01.861	12	15:11:58.506	2:48.214	1:24.690	1:23.524
3	14:48:25.227	2:29.245	1:12.023	1:17.222	(37) Rudolf Weschta				
4	14:50:27.365	2:02.138	1:00.125	1:02.013	1	14:43:47.731	2:45.166	1:20.635	1:24.531
5	14:56:46.318	6:18.953	1:13.557	5:05.396	2	14:45:55.263	2:07.532	1:03.277	1:04.255
6	14:59:06.262	2:19.944	1:08.536	1:11.408	3	14:48:29.535	2:34.272	1:18.005	1:16.267
7	15:01:31.209	2:24.947	1:09.038	1:15.909	4	14:50:33.656	2:04.121	1:01.503	1:02.618
8	15:03:59.326	2:28.117	1:07.284	1:20.833	5	14:54:36.733	4:03.077	1:19.204	2:43.873
9	15:06:03.694	2:04.368	1:01.268	1:03.100	6	14:56:40.908	2:04.175	1:00.998	1:03.177
10	15:08:39.370	2:35.676	1:18.180	1:17.496	7	15:00:12.303	3:31.395	1:17.494	2:13.901
11	15:10:44.246	2:04.876	1:01.401	1:03.475	8	15:02:45.998	2:33.695	1:18.564	1:15.131
(810) Kai Haase					9	15:04:49.315	2:03.317	1:01.576	1:01.741
1	14:44:17.537	2:43.466	1:21.961	1:21.505	10	15:07:32.296	2:42.981	1:19.926	1:23.055
2	14:46:41.641	2:24.104	1:16.796	1:07.308	11	15:09:37.035	2:04.739	1:02.399	1:02.340
3	14:48:45.954	2:04.313	1:00.962	1:03.351	(167) Stuart Edmonds				
4	14:51:20.907	2:34.953	1:02.562	1:32.391	1	14:43:33.693	2:37.920	1:20.631	1:17.289
5	14:53:23.342	2:02.435	1:00.660	1:01.775	2	14:45:37.892	2:04.199	1:01.412	1:02.787
6	14:58:10.288	4:46.946	1:25.336	3:21.610	3	14:48:00.381	2:22.489	1:11.852	1:10.637
7	15:00:51.531	2:41.243	1:25.438	1:15.805	4	14:50:04.957	2:04.576	1:01.167	1:03.409
8	15:02:54.665	2:03.134	1:01.326	1:01.808	5	14:54:04.034	3:59.077	1:16.095	2:42.982
9	15:06:37.023	3:42.358	1:33.358	2:09.000	6	14:56:12.489	2:08.455	1:00.474	1:07.981
10	15:08:40.915	2:03.892	1:00.726	1:03.166	7	14:58:15.876	2:03.387	1:00.691	1:02.696
11	15:12:18.617	3:37.702	1:58.479	1:39.223	8	15:00:59.819	2:43.943	1:27.852	1:16.091
(152) Lars van Berkel					9	15:03:27.780	2:27.961	1:06.888	1:21.073
1	14:43:21.730	2:20.841	1:12.905	1:07.936	10	15:05:31.786	2:04.006	1:01.564	1:02.442
2	14:45:25.149	2:03.419	1:01.169	1:02.250	11	15:08:07.565	2:35.779	1:23.708	1:12.071
3	14:47:30.380	2:05.231	1:02.119	1:03.112	12	15:10:47.111	2:39.546	1:15.934	1:23.612
4	14:50:04.380	2:34.000	1:17.692	1:16.308	(66) Tim Koch				
5	14:52:07.485	2:03.105	1:00.593	1:02.512	1	14:44:05.453	2:51.177	1:22.334	1:28.843
6	14:54:11.738	2:04.253	1:01.656	1:02.597	2	14:46:10.602	2:05.149	1:01.902	1:03.247
7	14:58:32.095	4:20.357	1:22.596	2:57.761	3	14:48:54.556	2:43.954	1:21.431	1:22.523
8	15:00:35.050	2:02.955	1:00.971	1:01.984	4	14:50:58.718	2:04.162	1:00.987	1:03.175
9	15:02:58.526	2:23.476	1:15.210	1:08.266	5	14:53:33.274	2:34.556	1:16.922	1:17.634
10	15:05:27.873	2:29.347	1:00.782	1:28.565	6	14:55:37.072	2:03.798	1:01.043	1:02.755
11	15:07:54.544	2:26.671	1:07.471	1:19.200	7	15:01:14.049	5:36.977	1:16.439	4:20.538
12	15:09:59.298	2:04.754	1:01.743	1:03.011	8	15:03:18.313	2:04.264	1:01.677	1:02.587
13	15:12:22.086	2:22.788	1:09.403	1:13.385	9	15:05:22.530	2:04.217	1:01.757	1:02.460
(28) Micha-Boy de Waal					10	15:08:11.776	2:49.246	1:24.234	1:25.012
1	14:44:12.482	2:42.960	1:23.704	1:19.256	11	15:10:15.336	2:03.560	1:01.734	1:01.826
2	14:46:30.800	2:18.318	1:04.590	1:13.728	(272) Enrico Jache				
3	14:48:36.791	2:05.991	1:03.272	1:02.719	1	14:43:01.881	2:22.883	1:10.487	1:12.396
4	14:51:07.199	2:30.408	1:18.164	1:12.244	2	14:45:05.611	2:03.730	1:00.274	1:03.456
5	14:53:10.655	2:03.456	1:01.711	1:01.745	3	14:47:45.632	2:40.021	1:18.245	1:21.776
6	14:55:13.713	2:03.058	1:00.964	1:02.094	4	14:49:50.860	2:05.228	1:01.185	1:04.043
7	14:58:25.547	3:11.834	1:43.199	1:28.635	5	14:55:08.989	5:18.129	1:26.641	3:51.488

S. Willig



Int. ADAC MX Masters Tensfeld

Klasse 1 Masters

Tensfeld 1,850 Km

Qualifying Group 1

18.07.2015 14:40

Qualifying (30:00 Time) started at 14:40:10

Lap	Time of Day	Lap Tm	S1 Tm	S2 Tm	Lap	Time of Day	Lap Tm	S1 Tm	S2 Tm
6	14:57:16.747	2:07.758	1:01.273	1:06.485	5	14:57:46.028	2:15.162	1:07.806	1:07.356
7	15:05:36.957	8:20.210	1:24.491	6:55.719	6	15:04:43.740	6:57.712	1:21.045	5:36.667
8	15:07:44.203	2:07.246	1:02.428	1:04.818	7	15:07:00.707	2:16.967	1:08.505	1:08.462
9	15:11:13.694	3:29.491	1:33.044	1:56.447	8	15:09:14.959	2:14.252	1:06.593	1:07.659
					9	15:12:02.671	2:47.712	1:28.633	1:19.079

(555) Artem Guryev

1	14:43:05.577	2:24.514	1:12.338	1:12.176
2	14:45:11.619	2:06.042	1:02.315	1:03.727
3	14:47:19.700	2:08.081	1:03.850	1:04.231
4	14:53:06.949	5:47.249	1:15.898	4:31.351
5	14:55:42.527	2:35.578	1:17.495	1:18.083
6	14:57:49.173	2:06.646	1:02.932	1:03.714
7	15:00:21.431	2:32.258	1:19.206	1:13.052
8	15:08:33.126	8:11.695	1:35.596	6:36.099
9	15:10:43.626	2:10.500	1:05.505	1:04.995

(941) Jeffrey Meurs

1	14:43:28.055	2:37.593	1:19.679	1:17.914
2	14:45:35.287	2:07.232	1:03.400	1:03.832
3	14:48:12.558	2:37.271	1:17.432	1:19.839
4	14:50:20.545	2:07.987	1:03.053	1:04.934
5	14:53:17.273	2:56.728	1:29.176	1:27.552
6	14:55:24.448	2:07.175	1:02.422	1:04.753
7	14:58:05.565	2:41.117	1:23.378	1:17.739
8	15:00:14.053	2:08.488	1:03.357	1:05.131
9	15:03:07.984	2:53.931	1:24.448	1:29.483
10	15:05:15.751	2:07.767	1:03.097	1:04.670
11	15:10:55.946	5:40.195	1:21.158	4:19.037

(906) Olivier Davet

1	14:43:35.944	2:36.475	1:21.180	1:15.295
2	14:45:45.239	2:09.295	1:04.079	1:05.216
3	14:48:35.036	2:49.797	1:25.379	1:24.418
4	14:52:02.191	3:27.155	1:12.284	2:14.871
5	14:54:13.344	2:11.153	1:04.460	1:06.693
6	14:58:54.782	4:41.438	1:29.776	3:11.662
7	15:01:06.735	2:11.953	1:05.646	1:06.307
8	15:05:46.991	4:40.256	1:32.847	3:07.409
9	15:07:58.406	2:11.415	1:05.628	1:05.787
10	15:11:06.678	3:08.272	1:36.483	1:31.789

(446) Patrick Vos

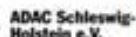
1	14:42:52.425	2:21.588	1:08.993	1:12.595
2	14:46:53.671	4:01.246	2:28.385	1:32.861
3	14:49:34.618	2:40.947	1:21.440	1:19.507
4	14:53:59.182	4:24.564	1:08.386	3:16.178
5	14:56:09.345	2:10.163	1:03.703	1:06.460
6	15:01:51.370	5:42.025	1:43.529	3:58.496
7	15:04:56.151	3:04.781	1:04.457	2:00.324

(127) Nico Busch

1	14:43:41.981	2:36.421	1:18.967	1:17.454
2	14:45:54.098	2:12.117	1:05.390	1:06.727
3	14:48:05.638	2:11.540	1:06.147	1:05.393
4	14:50:16.652	2:11.014	1:05.015	1:05.999
5	14:54:42.164	4:25.512	1:27.788	2:57.724
6	14:57:32.717	2:50.553	1:21.471	1:29.082
7	14:59:45.419	2:12.702	1:04.736	1:07.966
8	15:04:15.049	4:29.630	1:30.096	2:59.534
9	15:06:26.200	2:11.151	1:04.907	1:06.244

(314) Tim Münchhofen

1	14:44:17.559	3:00.651	1:25.360	1:35.291
2	14:46:34.945	2:17.386	1:08.814	1:08.572
3	14:48:52.147	2:17.202	1:09.035	1:08.167
4	14:55:30.866	6:38.719	1:22.646	5:16.073



Int. ADAC MX Masters Tensfeld

Klasse 1 Masters

Tensfeld 1,850 Km

Qualifying Group 2

18.07.2015 15:15

Qualifying (30:00 Time) started at 15:15:09

Pos	No.	Name	FNM	Nat/Hometown	Trademark	Entrant / Team	Laps	Best Tm	Diff	In Lap	km/h
1	22	Kevin Strijbos	FMB	BEL/ Balen	SUZUKI	Team Rockstar Energy Suzuki World MX	10	1:55.888		5	57,469
2	766	Pascal Rauchenecker	OeAMTC	AUT/ Eitzing	KTM	HSV Ried / COFAIN Racing KTM	10	1:58.754	2.866	5	56,082
3	149	Dennis Ullrich	DMSB	GER/ Wallerfangei	SUZUKI	Team Castrol Power1 Suzuki Moto-Base	10	1:59.424	3.536	9	55,768
4	134	Filip Neugebauer	DMSB	CZE/ DIVAKY	KAWASAKI	Monster Energy Kawasaki Elf Team Pfeil	10	1:59.904	4.016	4	55,544
5	198	Vytautas Bucas	LMSF	LTU/ Šiauliai	YAMAHA	TEAM Yamaha STC Racing	10	2:01.618	5.730	8	54,762
6	29	Henry Jacobi	DMSB	GER/ Bad Sulza	KTM	KTM Sarholz Racing Team	11	2:01.944	6.056	4	54,615
7	909	Lukas Neurauter	OeAMTC	AUT/ Sautens	KTM	COFAIN Racing KTM	9	2:02.481	6.593	7	54,376
8	727	Boris Maillard	DMSB	FRA/ GIGNAC	KAWASAKI	Monster Energy Kawasaki Elf Team Pfeil	11	2:02.690	6.802	4	54,283
9	161	Lars Reuther	DMSB	GER/ Pleidelsheim	KTM	Reuther Motocross	8	2:03.318	7.430	7	54,007
10	222	Ron Noffz	DMSB	GER/ Greifswald	KTM	BvZ Racing Team	11	2:03.749	7.861	2	53,819
11	44	Jan Uhlig	DMSB	GER/ Lugau	KAWASAKI	-	11	2:03.954	8.066	10	53,730
12	122	Hannes Volber	DMSB	GER/ Gardelegen	KTM	KTM GST Berlin Racing	12	2:04.173	8.285	7	53,635
13	64	Dominique Thury	DMSB	GER/ Schneeberg	KAWASAKI	Monster Energy Kawasaki Elf Team Pfeil	10	2:04.907	9.019	3	53,320
14	144	Rick Folkers	KNMV	NED/ Emmer-Corr	SUZUKI	Team Ties Pol Motors-Suzuki	12	2:04.960	9.072	5	53,297
15	193	Jaromir Romancik	DMSB	CZE/ Liberec	SUZUKI	-	11	2:05.470	9.582	11	53,080
16	312	Chris Gundermann	DMSB	GER/ Straufhain	YAMAHA	TEAM Yamaha STC Racing	8	2:05.952	10.064	2	52,877
17	21	Mathias Jörgensen	DMSB	DEN/ Bjerge	SUZUKI	KMP-Honda-Rapsol-Racing-Team	11	2:06.167	10.279	6	52,787
18	209	Davey Janssen	KNMV	NED/ Gemert	HUSQVARNA	Husqvarna-SKS Racing NL	11	2:06.535	10.647	2	52,634
19	316	Rasmus Lynggaard	DMU	DEN/ Erslev	YAMAHA	-	9	2:07.205	11.317	4	52,356
20	159	Tobias Linke	DMSB	GER/ Berlin	KAWASAKI	Monster Energy Kawasaki Elf Team Pfeil	11	2:07.723	11.835	5	52,144
21	36	Michel Kaschny	DMSB	GER/ Borstel-Hoh	KAWASAKI	SH Racing Parts	11	2:08.023	12.135	2	52,022
22	507	Daniel Wozniak	DMU	DEN/ Odense C.	YAMAHA	-	10	2:09.854	13.966	2	51,288
23	834	Kai Sedlak	DMSB	GER/ Rehm	KAWASAKI	-	8	2:11.745	15.857	7	50,552
24	787	Thorsten Lindenmeyer	DMSB	GER/ Gaildorf	KAWASAKI	-	9	2:19.006	23.118	2	47,912

Announcements

These results are provisional until the conclusion of any judicial and technical matters!

Weather: cloudy 21 degrees, dry track

Position 1- 15 are qualified for the races!

Official Timing www.camp-company.de / www.motorsport-events.se

Orbits

Timekeeping Steffen Kirchhof:

Clerk of the course Holger Möller:

Jury President Olaf Noack:

Reg. Nr MX 28/15

www.mylaps.com

Printed: 18.07.2015 15:48:01

posted at:

h

Licensed to: Camp Company



ADAC Schleswig-Holstein e.V.



Int. ADAC MX Masters Tensfeld

Klasse 1 Masters

Tensfeld 1,850 Km

Qualifying Group 2

18.07.2015 15:15

Qualifying (30:00 Time) started at 15:15:09

Lap	Time of Day	Lap Tm	S1 Tm	S2 Tm	Lap	Time of Day	Lap Tm	S1 Tm	S2 Tm
(22) Kevin Strijbos					5	15:31:30.424	5:59.549	1:25.377	4:34.172
1	15:19:21.013	3:12.552	1:37.511	1:35.041	6	15:34:51.955	3:21.531	1:36.398	1:45.133
2	15:21:17.684	1:56.671	57.288	59.383	7	15:37:27.266	2:35.311	1:02.738	1:32.573
3	15:26:11.830	4:54.146	1:28.644	3:25.502	8	15:39:30.101	2:02.835	1:00.256	1:02.579
4	15:28:50.814	2:38.984	1:09.658	1:29.326	9	15:42:41.253	3:11.152	1:27.197	1:43.955
5	15:30:46.702	1:55.888	56.703	59.185	10	15:44:43.198	2:01.945	1:00.084	1:01.861
6	15:37:07.922	6:21.220	1:26.924	4:54.296	11	15:47:37.947	2:54.749	1:32.609	1:22.140
7	15:39:03.919	1:55.997	57.280	58.717	(909) Lukas Neurauter				
8	15:42:05.564	3:01.645	1:34.586	1:27.059	1	15:18:46.446	2:44.307	1:23.373	1:20.934
9	15:44:02.097	1:56.533	57.380	59.153	2	15:20:49.079	2:02.633	1:00.476	1:02.157
10	15:46:46.673	2:44.576	1:27.395	1:17.181	3	15:23:31.161	2:42.082	1:23.966	1:18.116
(766) Pascal Rauchenecker					4	15:25:34.389	2:03.228	1:01.029	1:02.199
1	15:18:44.852	2:45.410	1:24.022	1:21.388	5	15:31:09.244	5:34.855	1:24.183	4:10.672
2	15:21:33.692	2:48.840	1:24.774	1:24.066	6	15:33:50.981	2:41.737	1:18.898	1:22.839
3	15:23:34.409	2:00.717	59.826	1:00.891	7	15:35:53.462	2:02.481	1:00.994	1:01.487
4	15:26:25.033	2:50.624	1:26.587	1:24.037	8	15:42:34.038	6:40.576	1:39.184	5:01.392
5	15:28:23.787	1:58.754	58.103	1:00.651	9	15:45:29.673	2:55.635	1:32.265	1:23.370
6	15:35:44.251	7:20.464	1:33.658	5:46.806	(727) Boris Maillard				
7	15:38:49.340	3:05.089	1:25.416	1:39.673	1	15:19:10.928	2:49.581	1:26.092	1:23.489
8	15:41:22.537	2:33.197	1:13.389	1:19.808	2	15:21:14.341	2:03.413	1:00.717	1:02.696
9	15:44:22.533	2:59.996	1:18.712	1:41.284	3	15:24:14.986	3:00.645	1:22.184	1:38.461
10	15:46:21.526	1:58.993	58.366	1:00.627	4	15:26:17.676	2:02.690	1:00.633	1:02.057
(149) Dennis Ullrich					5	15:30:41.880	4:24.204	1:29.169	2:55.035
1	15:19:12.810	2:50.250	1:27.300	1:22.950	6	15:32:45.071	2:03.191	1:00.482	1:02.709
2	15:21:45.600	2:32.790	1:07.196	1:25.594	7	15:35:33.871	2:48.800	1:21.916	1:26.884
3	15:23:45.145	1:59.545	58.689	1:00.856	8	15:37:38.014	2:04.143	1:00.946	1:03.197
4	15:26:46.902	3:01.757	1:21.461	1:40.296	9	15:42:16.277	4:38.263	1:31.799	3:06.464
5	15:29:16.149	2:29.247	1:11.885	1:17.362	10	15:44:50.799	2:34.522	1:18.195	1:16.327
6	15:31:40.749	2:24.600	1:09.682	1:14.918	11	15:47:29.263	2:38.464	1:17.399	1:21.065
7	15:38:17.667	6:36.918	58.253	5:38.665	(161) Lars Reuther				
8	15:41:00.584	2:42.917	1:16.481	1:26.436	1	15:19:34.211	2:57.329	1:18.679	1:38.650
9	15:43:00.008	1:59.424	58.851	1:00.573	2	15:21:39.464	2:05.253	1:01.985	1:03.268
10	15:45:27.315	2:27.307	1:15.384	1:11.923	3	15:26:02.328	4:22.864	1:39.868	2:42.996
(134) Filip Neugebauer					4	15:28:06.621	2:04.293	1:01.023	1:03.270
1	15:18:15.447	2:34.084	1:16.077	1:18.007	5	15:36:50.355	8:43.734	1:35.862	7:07.872
2	15:20:16.492	2:01.045	1:00.130	1:00.915	6	15:40:16.593	3:26.238	1:33.251	1:52.987
3	15:23:03.770	2:47.278	1:22.361	1:24.917	7	15:42:19.911	2:03.318	1:00.778	1:02.540
4	15:25:03.674	1:59.904	59.243	1:00.661	8	15:45:20.796	3:00.885	1:35.859	1:25.026
5	15:33:33.625	8:29.951	1:16.522	7:13.429	(222) Ron Noffz				
6	15:36:01.620	2:27.995	1:20.608	1:07.387	1	15:18:09.930	2:31.675	1:16.699	1:14.976
7	15:38:13.053	2:11.433	1:04.737	1:06.696	2	15:20:13.679	2:03.749	1:01.275	1:02.474
8	15:40:29.090	2:16.037	1:07.087	1:08.950	3	15:22:56.206	2:42.527	1:17.154	1:25.373
9	15:42:45.233	2:16.143	1:05.573	1:10.570	4	15:25:01.138	2:04.932	1:01.938	1:02.994
10	15:45:09.971	2:24.738	1:05.648	1:19.090	5	15:32:06.562	7:05.424	1:27.666	5:37.758
(198) Vytautas Bucas					6	15:34:57.856	2:51.294	1:23.573	1:27.721
1	15:18:04.791	2:30.801	1:10.815	1:19.986	7	15:37:31.193	2:33.337	1:10.727	1:22.610
2	15:20:23.635	2:18.844	1:01.983	1:16.861	8	15:39:47.021	2:15.828	1:02.143	1:13.685
3	15:22:27.060	2:03.425	1:01.126	1:02.299	9	15:41:51.974	2:04.953	1:01.913	1:03.040
4	15:26:27.842	4:00.782	1:24.966	2:35.816	10	15:43:57.200	2:05.226	1:01.994	1:03.232
5	15:28:29.795	2:01.953	59.705	1:02.248	11	15:46:47.994	2:50.794	1:33.533	1:17.261
6	15:34:18.781	5:48.986	1:22.638	4:26.348	(44) Jan Uhlig				
7	15:37:17.137	2:58.356	1:41.611	1:16.745	1	15:18:28.884	2:36.571	1:14.400	1:22.171
8	15:39:18.755	2:01.618	1:00.053	1:01.565	2	15:20:34.914	2:06.030	1:02.822	1:03.208
9	15:44:04.710	4:45.955	1:26.181	3:19.774	3	15:23:17.713	2:42.799	1:24.679	1:18.120
10	15:46:32.600	2:27.890	1:14.174	1:13.716	4	15:25:22.819	2:05.106	1:02.109	1:02.997
(29) Henry Jacobi					5	15:30:04.344	4:41.525	1:23.956	3:17.569
1	15:18:44.947	2:40.688	1:23.960	1:16.728	6	15:32:42.385	2:38.041	1:16.890	1:21.151
2	15:20:47.564	2:02.617	1:00.341	1:02.276	7	15:34:46.558	2:04.173	1:01.805	1:02.368
3	15:23:28.931	2:41.367	1:21.693	1:19.674	8	15:37:52.552	3:05.994	1:32.473	1:33.521
4	15:25:30.875	2:01.944	1:00.087	1:01.857	9	15:40:19.792	2:27.240	1:06.316	1:20.924
					10	15:42:23.746	2:03.954	1:01.792	1:02.162



ADAC Schleswig-Holstein e.V.



Int. ADAC MX Masters Tensfeld

Klasse 1 Masters

Tensfeld 1,850 Km

Qualifying Group 2

18.07.2015 15:15

Qualifying (30:00 Time) started at 15:15:09

Lap	Time of Day	Lap Tm	S1 Tm	S2 Tm
11	15:46:25.879	4:02.133	1:34.537	2:27.596
(122) Hannes Volber				
1	15:18:50.871	2:49.202	1:25.804	1:23.398
2	15:21:35.475	2:44.604	1:23.362	1:21.242
3	15:23:41.148	2:05.673	1:01.732	1:03.941
4	15:26:34.518	2:53.370	1:22.855	1:30.515
5	15:28:57.361	2:22.843	1:01.699	1:21.144
6	15:32:51.665	3:54.304	1:07.578	2:46.726
7	15:34:55.838	2:04.173	1:00.988	1:03.185
8	15:37:33.824	2:37.986	1:14.506	1:23.480
9	15:39:38.559	2:04.735	1:01.690	1:03.045
10	15:42:32.202	2:53.643	1:25.285	1:28.358
11	15:45:01.756	2:29.554	1:21.256	1:08.298
12	15:47:06.644	2:04.888	1:01.933	1:02.955

Lap	Time of Day	Lap Tm	S1 Tm	S2 Tm
(64) Dominique Thury				
1	15:19:22.533	3:15.998	1:37.482	1:38.516
2	15:22:35.316	3:12.783	1:52.712	1:20.071
3	15:24:40.223	2:04.907	1:01.268	1:03.639
4	15:27:36.410	2:56.187	1:41.065	1:15.122
5	15:29:41.761	2:05.351	1:01.742	1:03.609
6	15:31:49.327	2:07.566	1:02.665	1:04.901
7	15:35:07.804	3:18.477	1:41.767	1:36.710
8	15:37:36.741	2:28.937	1:02.640	1:26.297
9	15:43:46.093	6:09.352	1:02.443	5:06.909
10	15:47:12.813	3:26.720	1:47.727	1:38.993

Lap	Time of Day	Lap Tm	S1 Tm	S2 Tm
(144) Rick Folkers				
1	15:17:48.710	2:11.984	1:06.822	1:05.162
2	15:19:54.937	2:06.227	1:02.945	1:03.282
3	15:22:01.501	2:06.564	1:03.128	1:03.436
4	15:26:47.910	4:46.409	1:43.988	3:02.421
5	15:28:52.870	2:04.960	1:02.225	1:02.735
6	15:31:46.243	2:53.373	1:32.603	1:20.770
7	15:34:25.520	2:39.277	1:14.324	1:24.953
8	15:36:55.825	2:30.305	1:11.513	1:18.792
9	15:39:02.412	2:06.587	1:02.588	1:03.999
10	15:41:48.938	2:46.526	1:33.958	1:12.568
11	15:43:54.274	2:05.336	1:01.869	1:03.467
12	15:47:18.686	3:24.412	1:43.280	1:41.132

Lap	Time of Day	Lap Tm	S1 Tm	S2 Tm
(193) Jaromir Romancik				
1	15:18:17.231	2:33.840	1:15.628	1:18.212
2	15:20:38.257	2:21.026	1:04.896	1:16.130
3	15:22:43.760	2:05.503	1:02.693	1:02.810
4	15:25:29.833	2:46.073	1:27.447	1:18.626
5	15:29:18.405	3:48.572	1:13.666	2:34.906
6	15:31:23.929	2:05.524	1:01.791	1:03.733
7	15:34:53.492	3:29.563	1:25.854	2:03.709
8	15:37:28.395	2:34.903	1:02.704	1:32.199
9	15:39:34.242	2:05.847	1:01.985	1:03.862
10	15:43:26.134	3:51.892	1:24.924	2:26.968
11	15:45:31.604	2:05.470	1:02.144	1:03.326

Lap	Time of Day	Lap Tm	S1 Tm	S2 Tm
(312) Chris Gundermann				
1	15:18:34.411	2:40.081	1:17.336	1:22.745
2	15:20:40.363	2:05.952	1:02.348	1:03.604
3	15:23:13.987	2:33.624	1:18.188	1:15.436
4	15:25:21.809	2:07.822	1:02.314	1:05.508
5	15:27:29.103	2:07.294	1:03.625	1:03.669
6	15:34:47.861	7:18.758	1:27.845	5:50.913
7	15:38:07.898	3:20.037	1:27.208	1:52.829
8	15:40:50.200	2:42.302	1:18.966	1:23.336

Lap	Time of Day	Lap Tm	S1 Tm	S2 Tm
(21) Mathias Jörgensen				
1	15:17:53.449	2:21.859	1:09.236	1:12.623
2	15:19:59.819	2:06.370	1:03.446	1:02.924
3	15:22:08.000	2:08.181	1:04.140	1:04.041
4	15:27:39.912	5:31.912	1:39.775	3:52.137
5	15:30:15.267	2:35.355	1:19.753	1:15.602
6	15:32:21.434	2:06.167	1:02.884	1:03.283
7	15:34:29.171	2:07.737	1:03.482	1:04.255
8	15:37:40.006	3:10.835	1:38.145	1:32.690
9	15:42:18.642	4:38.636	1:21.992	3:16.644
10	15:44:53.873	2:35.231	1:18.919	1:16.312
11	15:47:01.988	2:08.115	1:04.528	1:03.587

Lap	Time of Day	Lap Tm	S1 Tm	S2 Tm
(209) Davey Janssen				
1	15:18:38.126	2:41.649	1:18.908	1:22.741
2	15:20:44.661	2:06.535	1:02.248	1:04.287
3	15:22:51.437	2:06.776	1:02.270	1:04.506
4	15:25:51.675	3:00.238	1:41.555	1:18.683
5	15:28:04.024	2:12.349	1:02.925	1:09.424
6	15:30:44.923	2:40.899	1:20.128	1:20.771
7	15:32:53.034	2:08.111	1:02.896	1:05.215
8	15:38:00.959	5:07.925	2:04.076	3:03.849
9	15:40:08.526	2:07.567	1:03.717	1:03.850
10	15:42:59.045	2:50.519	1:29.007	1:21.512
11	15:45:49.302	2:50.257	1:03.764	1:46.493

Lap	Time of Day	Lap Tm	S1 Tm	S2 Tm
(316) Rasmus Lynggaard				
1	15:17:59.344	2:24.555	1:12.054	1:12.501
2	15:20:06.630	2:07.286	1:03.682	1:03.604
3	15:23:04.826	2:58.196	1:27.428	1:30.768
4	15:25:12.031	2:07.205	1:03.458	1:03.747
5	15:29:47.144	4:35.113	1:20.016	3:15.097
6	15:32:34.140	2:46.996	1:27.825	1:19.171
7	15:34:42.037	2:07.897	1:03.451	1:04.446
8	15:37:44.386	3:02.349	1:30.323	1:32.026
9	15:39:51.943	2:07.557	1:03.528	1:04.029

Lap	Time of Day	Lap Tm	S1 Tm	S2 Tm
(159) Tobias Linke				
1	15:18:19.790	2:34.419	1:16.327	1:18.092
2	15:20:28.379	2:08.589	1:03.770	1:04.819
3	15:22:37.276	2:08.897	1:04.786	1:04.111
4	15:26:59.036	4:21.760	1:22.828	2:58.932
5	15:29:06.759	2:07.723	1:02.679	1:05.044
6	15:31:16.366	2:09.607	1:04.640	1:04.967
7	15:36:10.194	4:53.828	1:25.825	3:28.003
8	15:38:30.352	2:20.158	1:08.273	1:11.885
9	15:41:25.359	2:55.007	1:34.095	1:20.912
10	15:43:37.553	2:12.194	1:04.904	1:07.290
11	15:46:10.337	2:32.784	1:11.551	1:21.233

Lap	Time of Day	Lap Tm	S1 Tm	S2 Tm
(36) Michel Kaschny				
1	15:18:23.870	2:37.154	1:16.571	1:20.583
2	15:20:31.893	2:08.023	1:02.943	1:05.080
3	15:24:16.275	3:44.382	1:22.997	2:21.385
4	15:26:26.868	2:10.593	1:04.331	1:06.262
5	15:29:24.866	2:57.998	1:30.657	1:27.341
6	15:31:57.573	2:32.707	1:15.716	1:16.991
7	15:34:08.819	2:11.246	1:05.079	1:06.167
8	15:38:19.466	4:10.647	1:33.424	2:37.223
9	15:40:31.154	2:11.688	1:06.005	1:05.683
10	15:43:35.855	3:04.701	1:37.745	1:26.956
11	15:46:27.267	2:51.412	1:16.298	1:35.114

Lap	Time of Day	Lap Tm	S1 Tm	S2 Tm
(507) Daniel Wozniak				
1	15:18:01.777	2:26.132	1:13.048	1:13.084
2	15:20:11.631	2:09.854	1:04.687	1:05.167
3	15:22:39.762	2:28.131	1:15.429	1:12.702

Official Timing www.camp-company.de / www.motorsport-events.se

Orbits

Timekeeping Steffen Kirchhof:

S. Willig

Clerk of the course Holger Möller:

Jury President Olaf Noack:

Reg. Nr MX 28/15

Printed: 18.07.2015 15:48:18

posted at:

h

www.mylaps.com

Licensed to: Camp Company

Page 2/3



Int. ADAC MX Masters Tensfeld

Klasse 1 Masters

Tensfeld 1,850 Km

Qualifying Group 2

18.07.2015 15:15

Qualifying (30:00 Time) started at 15:15:09

Lap	Time of Day	Lap Tm	S1 Tm	S2 Tm	Lap	Time of Day	Lap Tm	S1 Tm	S2 Tm
4	15:24:58.375	2:18.613	1:10.271	1:08.342					
5	15:27:08.563	2:10.188	1:04.222	1:05.966					
6	15:36:05.420	8:56.857	1:17.686	7:39.171					
7	15:38:32.749	2:27.329	1:14.565	1:12.764					
8	15:40:46.663	2:13.914	1:07.185	1:06.729					
9	15:43:28.824	2:42.161	1:32.742	1:09.419					
10	15:45:42.968	2:14.144	1:06.865	1:07.279					

(834) Kai Sedlak

1	15:18:54.765	2:52.099	1:27.838	1:24.261
2	15:21:47.183	2:52.418	1:05.709	1:46.709
3	15:24:01.323	2:14.140	1:06.605	1:07.535
4	15:30:53.136	6:51.813	1:29.883	5:21.930
5	15:33:06.369	2:13.233	1:06.229	1:07.004
6	15:39:56.180	6:49.811	1:31.226	5:18.585
7	15:42:07.925	2:11.745	1:04.968	1:06.777
8	15:46:58.029	4:50.104	1:36.377	3:13.727

(787) Thorsten Lindenmeyer

1	15:19:35.889	3:25.382	1:45.802	1:39.580
2	15:21:54.895	2:19.006	1:09.323	1:09.683
3	15:24:47.862	2:52.967	1:29.847	1:23.120
4	15:27:07.758	2:19.896	1:09.516	1:10.380
5	15:35:41.251	8:33.493	1:43.973	6:49.520
6	15:38:54.595	3:13.344	1:43.556	1:29.788
7	15:41:33.863	2:39.268	1:22.933	1:16.335
8	15:44:11.950	2:38.087	1:10.781	1:27.306
9	15:47:42.236	3:30.286	1:49.270	1:41.016



ADAC Schleswig-Holstein e.V.

**ADAC MX MASTERS Int. ADAC Motocross Tensfeld 17. - 18. Juli 2015****Class: MX Masters****Tracklength: 1.850 m****Startgrid MX-Masters Last Chance**

Pos. No.	Name	FNM	Nat./Hometown	Trademark	Entrant / Team
1	221 Jaulin, Sullivan	DMSB	FRA/ St Quentin La Polene	SUZUKI	Team Castrol Power1 Suzuki Moto-Base
2	312 Gundermann, Chris	DMSB	GER/ Straufhain	YAMAHA	TEAM Yamaha STC Racing
3	37 Weschta, Rudolf	ACCR	CZE/ Stribro	SUZUKI	-
4	21 Jørgensen, Mathias	DMSB	DEN/ Bjerge	SUZUKI	KMP-Honda-Rapsol-Racing-Team
5	167 Edmonds, Stuart	MCUI	IRL/ Dublin	HONDA	KMP Honda Repsol Racing Team
6	209 Janssen, Davey	KNMV	NED/ Gemert	HUSQVARNA	Husqvarna-SKS Racing NL
7	66 Koch, Tim	DMSB	GER/ Wormstedt	SUZUKI	stielergruppe.mx Johannes Bikes Suzuki
8	316 Lynggaard, Rasmus	DMU	DEN/ Erslev	YAMAHA	
9	272 Jache, Enrico	DMSB	GER/ Kalbe/Milde	KTM	WZ Racing
10	159 Linke, Tobias	DMSB	GER/ Berlin	KAWASAKI	Monster Energy Kawasaki Elf Team Pfeil
11	555 Guryev, Artem	MFR	RUS/ Belgorod	KTM	
12	36 Kaschny, Michel	DMSB	GER/ Borstel-Hohenraden	KAWASAKI	SH Racing Parts
13	941 Meurs, Jeffrey	KNMV	NED/ Heilbronn	SUZUKI	Suzuki Reinecke
14	507 Wozniak, Daniel	DMU	DEN/ Odense C.	YAMAHA	
15	906 Davet, Olivier	FMS	SUI/ Sivriviez	HUSQVARNA	STC-Racing Team
16	834 Sedlak, Kai	DMSB	GER/ Rehm	KAWASAKI	
17	446 Vos, Patrick	KNMV	NED/ Rosmalen	KTM	Eetpaleis Vosje
18	787 Lindenmeyer, Thorsten	DMSB	GER/ Gaildorf	KAWASAKI	-
19	127 Busch, Nico	DMSB	GER/ Nützen	KTM	BVZ Racing Team
20	314 Münchhofen, Tim	DMSB	GER/ Düsseldorf	KTM	-

Reserve

Announcements: These results are provisional until the conclusion of any judicial and technical matters

Clerk of the course Holger Möller:

Jury President Olaf Noack:

Timekeeping Steffen Kirchhof:

Posted at: h

Printed: 18.07.2015 15:48

Reg. Nr.: 28/15



ADAC Schleswig-Holstein e.V.



Int. ADAC MX Masters Tensfeld

Klasse 1 Masters

Tensfeld 1,850 Km

Last Chance Race

18.07.2015 16:30

Race (20:00 and 2 Laps) started at 16:36:30

Pos	No.	Name	FNM	Nat/Hometown	Trademark	Entrant / Team	Laps	Total Tm	Diff	Best Tm	In Lap	Points
1	167	Stuart Edmonds	MCUI	IRL/ Dublin	HONDA	KMP Honda Repsol Racing Team	11	24:53.458		2:06.711	1	0
2	221	Sullivan Jaulin	DMSB	FRA/ St Quentin La Polen	SUZUKI	Team Castrol Power1 Suzuki Mot	11	24:56.978	3.520	2:10.619	2	0
3	37	Rudolf Weschta	ACCR	CZE/ Stribro	SUZUKI	-	11	24:58.483	5.025	2:10.946	2	0
4	66	Tim Koch	DMSB	GER/ Wormstedt	SUZUKI	stielergruppe.mx Johannes Bikes	11	25:03.038	9.580	2:12.956	3	0
5	555	Artem Guryev	MFR	RUS/ Belgorod	KTM		11	25:13.964	20.506	2:13.027	3	0
6	159	Tobias Linke	DMSB	GER/ Berlin	KAWASAKI	Monster Energy Kawasaki Elf Tea	11	25:27.057	33.599	2:13.536	5	0
7	209	Davey Janssen	KNMV	NED/ Gemert	HUSQVARNA	Husqvarna-SKS Racing NL	11	25:34.576	41.118	2:13.358	3	0
8	941	Jeffrey Meurs	KNMV	NED/ Heilbronn	SUZUKI	Suzuki Reinecke	11	25:38.247	44.789	2:14.973	3	0
9	316	Rasmus Lynggaard	DMU	DEN/ Erslev	YAMAHA		11	25:39.455	45.997	2:12.608	2	0
10	272	Enrico Jache	DMSB	GER/ Kalbe/Milde	KTM	WZ Racing	11	25:43.824	50.366	2:15.100	3	0
11	21	Mathias Jørgensen	DMSB	DEN/ Bjerge	SUZUKI	KMP-Honda-Rapsol-Racing-Team	11	25:44.222	50.764	2:14.124	2	0
12	36	Michel Kaschny	DMSB	GER/ Borstel-Hohenrader	KAWASAKI	SH Racing Parts	11	26:21.765	1:28.307	2:17.660	3	0
13	127	Nico Busch	DMSB	GER/ Nützen	KTM	BVZ Racing Team	11	26:28.847	1:35.389	2:15.730	2	0
14	507	Daniel Wozniak	DMU	DEN/ Odense C.	YAMAHA		11	27:04.273	2:10.815	2:15.838	2	0
15	314	Tim Münchhofen	DMSB	GER/ Düsseldorf	KTM	-	11	27:12.046	2:18.588	2:23.676	1	0

Not classified (75% = 9 Laps)

	787	Thorsten Lindenmeyer	DMSB	GER/ Gaildorf	KAWASAKI	-	8	25:27.461	3 Laps	2:27.855	1	0
DNF	446	Patrick Vos	KNMV	NED/ Rosmalen	KTM	Eetpaleis Vosje	6	14:23.834	DNF	2:16.064	1	0
DNF	312	Chris Gundermann	DMSB	GER/ Straufhain	YAMAHA	TEAM Yamaha STC Racing	5	12:11.898	DNF	2:16.445	3	0
DNF	906	Olivier Davet	FMS	SUI/ Sviriez	HUSQVARNA	STC-Racing Team	4	9:30.594	DNF	2:14.580	1	0
DNF	834	Kai Sedlak	DMSB	GER/ Rehm	KAWASAKI		4	10:23.921	DNF	2:17.399	1	0

Announcements

These results are provisional until the conclusion of any judicial and technical matters!

Weather: cloudy 21 degrees, dry track

Position 1- 10 are qualified for the races!

Started: 20 Classified: 15 Not classified: 5

Margin of Victory	Ø km/h	Best Lap Tm	km/h	Best Lap by
3.520	49,054	2:06.711	52,561	167 - Stuart Edmonds

Official Timing www.camp-company.de / www.motorsport-events.se

Orbits

Timekeeping Steffen Kirchhof:

Clerk of the course Holger Möller:

www.mylaps.com

Jury President Olaf Noack:

Reg. Nr MX 28/15

Licensed to: Camp Company

Printed: 18.07.2015 17:04:06

posted at:

h



ADAC Schleswig-Holstein e.V.



Int. ADAC MX Masters Tensfeld

Klasse 1 Masters

Tensfeld 1,850 Km

Last Chance Race

18.07.2015 16:30

Race (20:00 and 2 Laps) started at 16:36:30

Lap	Time of Day	Lap Tm	S1 Tm	S2 Tm	Lap	Time of Day	Lap Tm	S1 Tm	S2 Tm
(167) Stuart Edmonds					(159) Tobias Linke				
1	16:38:59.793	2:06.711	1:02.310	1:04.401	1	16:39:15.475	2:17.670	1:08.846	1:08.824
2	16:41:07.299	2:07.506	1:03.605	1:03.901	2	16:41:31.022	2:15.547	1:07.430	1:08.117
3	16:43:18.038	2:10.739	1:04.892	1:05.847	3	16:43:44.630	2:13.608	1:05.957	1:07.651
4	16:45:42.217	2:24.179	1:05.543	1:18.636	4	16:45:58.545	2:13.915	1:06.421	1:07.494
5	16:47:55.476	2:13.259	1:06.361	1:06.898	5	16:48:12.081	2:13.536	1:06.581	1:06.955
6	16:50:08.989	2:13.513	1:06.833	1:06.680	6	16:50:26.124	2:14.043	1:06.327	1:07.716
7	16:52:22.936	2:13.947	1:05.962	1:07.985	7	16:52:41.457	2:15.333	1:06.722	1:08.611
8	16:54:37.553	2:14.617	1:06.764	1:07.853	8	16:54:58.549	2:17.092	1:08.430	1:08.662
9	16:56:51.958	2:14.405	1:05.443	1:08.962	9	16:57:16.198	2:17.649	1:07.540	1:10.109
10	16:59:07.211	2:15.253	1:06.887	1:08.366	10	16:59:34.739	2:18.541	1:08.048	1:10.493
11	17:01:23.871	2:16.660	1:06.674	1:09.986	11	17:01:57.470	2:22.731	1:10.700	1:12.031
(221) Sullivan Jaulin					(209) Davey Janssen				
1	16:39:05.815	2:10.723	1:04.667	1:06.056	1	16:39:14.637	2:17.834	1:09.393	1:08.441
2	16:41:16.434	2:10.619	1:04.619	1:06.000	2	16:41:31.623	2:16.986	1:08.711	1:08.275
3	16:43:29.134	2:12.700	1:05.368	1:07.332	3	16:43:44.981	2:13.358	1:06.760	1:06.598
4	16:45:43.807	2:14.673	1:05.433	1:09.240	4	16:46:00.597	2:15.616	1:07.187	1:08.429
5	16:47:58.734	2:14.927	1:06.363	1:08.564	5	16:48:13.970	2:13.373	1:06.632	1:06.741
6	16:50:12.954	2:14.220	1:07.071	1:07.149	6	16:50:29.842	2:15.872	1:07.516	1:08.356
7	16:52:25.809	2:12.855	1:05.624	1:07.231	7	16:52:45.090	2:15.248	1:07.599	1:07.649
8	16:54:39.700	2:13.891	1:05.960	1:07.931	8	16:55:01.765	2:16.675	1:08.135	1:08.540
9	16:56:54.291	2:14.591	1:06.415	1:08.176	9	16:57:21.162	2:19.397	1:09.848	1:09.549
10	16:59:10.720	2:16.429	1:07.275	1:09.154	10	16:59:40.444	2:19.282	1:08.306	1:10.976
11	17:01:27.391	2:16.671	1:07.563	1:09.108	11	17:02:04.989	2:24.545	1:10.770	1:13.775
(37) Rudolf Weschta					(941) Jeffrey Meurs				
1	16:39:07.031	2:12.722	1:04.503	1:08.219	1	16:39:10.969	2:16.348	1:08.710	1:07.638
2	16:41:17.977	2:10.946	1:04.754	1:06.192	2	16:41:26.684	2:15.715	1:07.317	1:08.398
3	16:43:30.809	2:12.832	1:05.699	1:07.133	3	16:43:41.657	2:14.973	1:06.411	1:08.562
4	16:45:45.524	2:14.715	1:06.005	1:08.710	4	16:45:59.608	2:17.951	1:08.384	1:09.567
5	16:48:00.210	2:14.686	1:06.983	1:07.703	5	16:48:15.190	2:15.582	1:06.892	1:08.690
6	16:50:14.958	2:14.748	1:06.891	1:07.857	6	16:50:31.274	2:16.084	1:07.508	1:08.576
7	16:52:27.930	2:12.972	1:05.573	1:07.399	7	16:52:47.322	2:16.048	1:07.415	1:08.633
8	16:54:41.532	2:13.602	1:05.624	1:07.978	8	16:55:06.300	2:18.978	1:09.256	1:09.722
9	16:56:56.009	2:14.477	1:06.352	1:08.125	9	16:57:24.732	2:18.432	1:08.805	1:09.627
10	16:59:12.516	2:16.507	1:07.199	1:09.308	10	16:59:46.633	2:21.901	1:09.777	1:12.124
11	17:01:28.896	2:16.380	1:06.752	1:09.628	11	17:02:08.660	2:22.027	1:11.116	1:10.911
(66) Tim Koch					(316) Rasmus Lynggaard				
1	16:39:15.954	2:17.214	1:08.865	1:08.349	1	16:39:29.196	2:13.015	1:07.320	1:05.695
2	16:41:29.768	2:13.814	1:06.364	1:07.450	2	16:41:41.804	2:12.608	1:05.295	1:07.313
3	16:43:42.724	2:12.956	1:05.534	1:07.422	3	16:43:55.461	2:13.657	1:06.388	1:07.269
4	16:45:56.771	2:14.047	1:06.449	1:07.598	4	16:46:09.850	2:14.389	1:06.369	1:08.020
5	16:48:10.314	2:13.543	1:06.434	1:07.109	5	16:48:26.532	2:16.682	1:08.206	1:08.476
6	16:50:23.670	2:13.356	1:05.958	1:07.398	6	16:50:42.114	2:15.582	1:07.587	1:07.995
7	16:52:37.917	2:14.247	1:06.827	1:07.420	7	16:52:59.138	2:17.024	1:07.921	1:09.103
8	16:54:51.910	2:13.993	1:06.476	1:07.517	8	16:55:15.822	2:16.684	1:07.979	1:08.705
9	16:57:05.820	2:13.910	1:06.363	1:07.547	9	16:57:32.934	2:17.112	1:07.064	1:10.048
10	16:59:20.326	2:14.506	1:06.551	1:07.955	10	16:59:52.184	2:19.250	1:08.616	1:10.634
11	17:01:33.451	2:13.125	1:06.025	1:07.100	11	17:02:09.868	2:17.684	1:07.549	1:10.135
(555) Artem Guryev					(272) Enrico Jache				
1	16:39:13.847	2:17.386	1:09.317	1:08.069	1	16:39:17.050	2:20.001	1:10.285	1:09.716
2	16:41:29.129	2:15.282	1:07.032	1:08.250	2	16:41:33.158	2:16.108	1:08.172	1:07.936
3	16:43:42.156	2:13.027	1:05.511	1:07.516	3	16:43:48.258	2:15.100	1:07.268	1:07.832
4	16:45:58.041	2:15.885	1:08.283	1:07.602	4	16:46:05.857	2:17.599	1:08.442	1:09.157
5	16:48:12.024	2:13.983	1:06.301	1:07.682	5	16:48:24.535	2:18.678	1:09.301	1:09.377
6	16:50:28.383	2:16.359	1:07.379	1:08.980	6	16:50:44.523	2:19.988	1:08.690	1:11.298
7	16:52:42.159	2:13.776	1:05.972	1:07.804	7	16:53:03.757	2:19.234	1:08.779	1:10.455
8	16:54:56.899	2:14.740	1:06.353	1:08.387	8	16:55:21.998	2:18.241	1:08.377	1:09.864
9	16:57:12.118	2:15.219	1:06.363	1:08.856	9	16:57:39.831	2:17.833	1:07.818	1:10.015
10	16:59:27.807	2:15.689	1:07.273	1:08.416	10	16:59:58.248	2:18.417	1:07.670	1:10.747
11	17:01:44.377	2:16.570	1:07.477	1:09.093	11	17:02:14.237	2:15.989	1:06.903	1:09.086
(21) Mathias Jörgensen									



ADAC Schleswig-Holstein e.V.



Int. ADAC MX Masters Tensfeld

Klasse 1 Masters

Tensfeld 1,850 Km

Last Chance Race

18.07.2015 16:30

Race (20:00 and 2 Laps) started at 16:36:30

Lap	Time of Day	Lap Tm	S1 Tm	S2 Tm	Lap	Time of Day	Lap Tm	S1 Tm	S2 Tm
1	16:39:20.696	2:14.480	1:07.498	1:06.982	2	16:41:56.123	2:28.029	1:15.102	1:12.927
2	16:41:34.820	2:14.124	1:07.060	1:07.064	3	16:44:24.556	2:28.433	1:14.244	1:14.189
3	16:43:51.363	2:16.543	1:08.536	1:08.007	4	16:46:56.486	2:31.930	1:17.199	1:14.731
4	16:46:07.303	2:15.940	1:08.228	1:07.712	5	16:49:27.678	2:31.192	1:17.209	1:13.983
5	16:48:25.579	2:18.276	1:10.252	1:08.024	6	16:52:01.172	2:33.494	1:17.903	1:15.591
6	16:50:43.759	2:18.180	1:09.206	1:08.974	7	16:54:37.277	2:36.105	1:19.367	1:16.738
7	16:53:00.125	2:16.366	1:08.329	1:08.037	8	17:01:57.874	7:20.597	1:31.744	5:48.853
8	16:55:18.249	2:18.124	1:09.495	1:08.629	(446) Patrick Vos				
9	16:57:37.763	2:19.514	1:10.864	1:08.650	1	16:39:11.908	2:16.064	1:07.204	1:08.860
10	16:59:59.015	2:21.252	1:11.819	1:09.433	2	16:41:28.299	2:16.391	1:08.216	1:08.175
11	17:02:14.635	2:15.620	1:08.136	1:07.484	3	16:43:46.098	2:17.799	1:08.082	1:09.717
(36) Michel Kaschny					4	16:46:06.110	2:20.012	1:09.746	1:10.266
1	16:39:14.521	2:18.634	1:09.182	1:09.452	5	16:48:27.043	2:20.933	1:10.647	1:10.286
2	16:41:36.332	2:21.811	1:11.772	1:10.039	6	16:50:54.247	2:27.204	1:14.245	1:12.959
3	16:43:53.992	2:17.660	1:09.102	1:08.558	(312) Chris Gundermann				
4	16:46:14.985	2:20.993	1:10.877	1:10.116	1	16:39:25.069	2:21.066	1:11.677	1:09.389
5	16:48:34.006	2:19.021	1:10.913	1:08.108	2	16:41:47.719	2:22.650	1:08.152	1:14.498
6	16:50:54.840	2:20.834	1:10.955	1:09.879	3	16:44:04.164	2:16.445	1:08.100	1:08.345
7	16:53:16.352	2:21.512	1:10.785	1:10.727	4	16:46:22.322	2:18.158	1:07.938	1:10.220
8	16:55:39.309	2:22.957	1:12.503	1:10.454	5	16:48:42.311	2:19.989	1:07.972	1:12.017
9	16:58:04.196	2:24.887	1:14.079	1:10.808	(906) Olivier Davet				
10	17:00:28.636	2:24.440	1:13.165	1:11.275	1	16:39:09.630	2:14.580	1:06.687	1:07.893
11	17:02:52.178	2:23.542	1:12.587	1:10.955	2	16:41:24.744	2:15.114	1:06.904	1:08.210
(127) Nico Busch					3	16:43:40.734	2:15.990	1:07.038	1:08.952
1	16:39:22.173	2:24.024	1:14.410	1:09.614	4	16:46:01.007	2:20.273	1:07.686	1:12.587
2	16:41:37.903	2:15.730	1:07.639	1:08.091	(834) Kai Sedlak				
3	16:43:56.364	2:18.461	1:08.836	1:09.625	1	16:39:12.917	2:17.399	1:08.933	1:08.466
4	16:46:15.934	2:19.570	1:09.884	1:09.686	2	16:41:32.180	2:19.263	1:08.618	1:10.645
5	16:48:40.363	2:24.429	1:15.357	1:09.072	3	16:43:51.310	2:19.130	1:10.753	1:08.377
6	16:51:02.137	2:21.774	1:10.531	1:11.243	4	16:46:54.334	3:03.024	1:09.903	1:53.121
7	16:53:26.732	2:24.595	1:12.226	1:12.369	(507) Daniel Wozniak				
8	16:55:52.977	2:26.245	1:13.908	1:12.337	1	16:39:32.669	2:17.576	1:08.073	1:09.503
9	16:58:14.526	2:21.549	1:10.917	1:10.632	2	16:41:48.507	2:15.838	1:07.892	1:07.946
10	17:00:35.202	2:20.676	1:09.750	1:10.926	3	16:44:06.128	2:17.621	1:09.877	1:07.744
11	17:02:59.260	2:24.058	1:10.418	1:13.640	4	16:46:26.052	2:19.924	1:09.776	1:10.148
(314) Tim Münchhofen					5	16:48:46.453	2:20.401	1:10.183	1:10.218
1	16:39:21.363	2:23.676	1:12.879	1:10.797	6	16:51:09.839	2:23.386	1:11.781	1:11.605
2	16:41:46.673	2:25.310	1:14.186	1:11.124	7	16:53:32.228	2:22.389	1:11.275	1:11.114
3	16:44:12.309	2:25.636	1:15.189	1:10.447	8	16:56:12.490	2:40.262	1:26.313	1:13.949
4	16:46:37.902	2:25.593	1:13.448	1:12.145	9	16:58:38.138	2:25.648	1:12.494	1:13.154
5	16:49:03.621	2:25.719	1:14.068	1:11.651	10	17:01:05.647	2:27.509	1:14.477	1:13.032
6	16:51:30.585	2:26.964	1:15.196	1:11.768	11	17:03:34.686	2:29.039	1:15.117	1:13.922
7	16:53:57.241	2:26.656	1:14.531	1:12.125	(787) Thorsten Lindenmeyer				
8	16:56:24.212	2:26.971	1:14.344	1:12.627	1	16:39:28.094	2:27.855	1:14.776	1:13.079
9	16:58:48.929	2:24.717	1:13.317	1:11.400					
10	17:01:13.065	2:24.136	1:12.423	1:11.713					
11	17:03:42.459	2:29.394	1:15.091	1:14.303					

Int. ADAC MX Masters Tensfeld

Lapchart

Klasse 1 Masters


Tensfeld 1,850 Km

Last Chance Race

18.07.2015 16:30

Race (20:00 and 2 Laps) started at 16:36:30

Competitors	Laps											
	0	1	2	3	4	5	6	7	8	9	10	11
Stuart Edmonds (167)	1	167	167	167	167	167	167	167	167	167	167	167
Rudolf Weschta (37)	2	37	221	221	221	221	221	221	221	221	221	221
Jeffrey Meurs (941)	3	941	37	37	37	37	37	37	37	37	37	37
Olivier Davet (906)	4	906	906	906	66	66	66	66	66	66	66	66
Sullivan Jaulin (221)	5	221	941	941	941	555	555	159	159	555	555	555
Kai Sedlak (834)	6	834	446	446	555	159	159	555	555	159	159	159
Patrick Vos (446)	7	446	834	555	66	941	209	209	209	209	209	209
Michel Kaschny (36)	8	36	555	66	159	209	941	941	941	941	941	941
Artem Guryev (555)	9	555	36	159	209	906	272	316	316	316	316	316
Davey Janssen (209)	10	209	209	209	446	272	21	21	21	21	272	272
Enrico Jache (272)	11	272	159	834	272	446	316	272	272	272	21	21
Tim Münchhofen (314)	12	314	66	272	834	21	446	446	36	36	36	36
Tobias Linke (159)	13	159	272	21	21	316	36	36	127	127	127	127
Nico Busch (127)	14	127	21	36	36	36	127	127	507	507	507	507
Tim Koch (66)	15	66	314	127	316	127	312	507	314	314	314	314
Thorsten Lindenmeyer (787)	16	787	127	316	127	312	507	314	787	787		
Chris Gundermann (312)	17	312	312	314	312	507	314	787				
Mathias Jörgensen (21)	18	21	787	312	507	314	787					
Daniel Wozniak (507)	19	507	316	507	314	834						
Rasmus Lynggaard (316)	20	316	507	787	787	787						

**Int. ADAC MX MASTERS Fürstlich Drehna 26. -27. April 2014****Class: MX Masters****Tracklength: 1.650 m****Startgrid MX-Masters 1st and 2nd Heat****NEU****Start-Time: 27th of April 13h55 / 16h35**

Pos.	No.	Name	FNM	Nat./Hometown	Trademark	Entrant / Team
1	717	Muratov, Timur	DMSB	RUS/ Grünheide	KTM	KTM GST/ GARIN MX Sport
2	11	Pourcel, Sébastien	FFM	FRA/ Fontanes	KTM	KTM Sarholz Racing Team
3	766	Rauchenecker, Pascal	OeAMTC	AUT/ Peterskirchen	KTM	HSV-Ried / COFAIN Racing KTM
4	287	Schiffer, Marcus	DMSB	GER/ Weilerswist	SUZUKI	Team Suzuki Waldmann
5	91	Seewer, Jeremy	FMS	SUI/ Bülach	SUZUKI	Rockstar Energy Suzuki Europe
6	136	Kjer Olsen, Stefan	DMU	DEN/ Sønderborg	KAWASAKI	STC Racing
7	116	Paschinskiy, Nikolay	DMSB	UKR/ Grünheide	KTM	KTM GST/ GARIN MX Sport
8	71	Brockel, Christian	DMSB	GER/ Petershagen	KTM	Team KTM GST-Berlin
9	519	Baudrexl, Dennis	DMSB	GER/ Beuerberg	KTM	COFAIN Racing KTM
10	156	Heidecke, Angus	DMSB	GER/ Freiberg	KTM	Kalli Racing Team
11	149	Ullrich, Dennis	DMSB	GER/ Saarlouis	KTM	KTM Sarholz Racing Team
12	727	Maillard, Boris	DMSB	FRA/ GIGNAC	KAWASAKI	MONSTER ENERGY KAWASAKI ELF TEAM
13	2	Aranda, Gregory	DMSB	FRA/ Kissing	KAWASAKI	STURM-RACING TEAM
14	122	Volber, Hannes	DMSB	GER/ Gardelegen OT Alger	SUZUKI	Team Castrol Power 1 Moto-Web
15	824	Kouwenberg, Nick	KNMV	NED/ Drunen	SUZUKI	TEAM CASTROL POWER1 MOTO-WEB
16	134	Neugebauer, Filip	DMSB	CZE/ DIVAKI	KAWASAKI	MONSTER ENERGY KAWASAKI ELF TEAM
17	702	Hansen, Nicolai M	DMU	DEN/ Silkeborg	SUZUKI	Team AB-Racing by Suzuki Reinecke
18	25	Smitka, Petr	ACCR	CZE/ Mesto Tousek	KTM	COFAIN Racing KTM
19	221	Jaulin, Sullivan	DMSB	FRA/ SAINT QUENTIN LA	KAWASAKI	MONSTER ENERGY KAWASAKI ELF TEAM
20	33	Lieber, Julien	FMB	BEL/ Pless	SUZUKI	ROCKSTAR ENERGY SUZUKI EUROPE
21	291	Thuresson, Filip	SVEMO	SWE/ Uddevalla	HONDA	KMP-Honda-Repsol-Racing Team
22	6	Mock, Stephan	DMSB	GER/ Wolfsburg	SUZUKI	Team Suzuki Waldmann
23	7	Siegl, Daniel	DMSB	GER/ FLURSTEDT	KAWASAKI	MONSTER ENERGY KAWASAKI ELF TEAM
24	26	Stender, Mike	DMSB	GER/ Eutin	SUZUKI	Team Castrol Power 1 Moto-Web
25	249	Larsen, Nikolaj	DMU	DEN/ Naestved	HONDA	KMP Honda Repsol Racing
26	51	Cepelak, Jiri	ACCR	CZE/ Kolin	YAMAHA	
27	161	Reuther, Lars	DMSB	GER/ Pleidelsheim	KTM	KTM Sarholz Racing Team
28	436	Bonini, Matteo	FMI	ITA/ Kissing	KAWASAKI	STURM RACING TEAM
29	352	Walkner, Matthias	OeAMTC	AUT/ kuchl	KTM	
30	37	Weschta, Rudolf	ACCR	CZE/ Stribro	SUZUKI	Team MJ Sport / Dennert-Racing
31	222	Noffz, Ron	DMSB	GER/ Greifswald	KTM	Kalli Racing Team
32	64	Thury, Dominique	DMSB	GER/ SCHNEEBERG	KAWASAKI	MONSTER ENERGY KAWASAKI ELF TEAM
33	208	Smola, Frantisek	ACCR	CZE/ Libusin	KTM	
34	232	Michek, Martin	ACCR	CZE/ Rudolfov	KTM	
35	800	Asmanov, Dmytro	FMU	UKR/ Kyiv	KAWASAKI	Mefo sport racing team
36	820	Wiemann, Dennis	DMSB	GER/ Bocholt-Suderwick	SUZUKI	Team DIGA-Procross
37	941	Meurs, Jeffrey	KNMV	NED/ Heilbronn	SUZUKI	Suzuki Reinecke
38	193	Romancik, Jaromir	DMSB	CZE/ Fojtka u Liberce	SUZUKI	
39	44	Uhlig, Jan	DMSB	GER/ Lugau	KTM	Kalli Racing Team
40	62	Bartos, Petr	ACCR	CZE/ Mlada Boleslav	KTM	
Reserve						
1	27	Finek, Martin	ACCR	CZE/ Blatná	KTM	Team MJ Sport / Dennert-Racing
2	20	Dapor, Dario Gianni	DMSB	GER/ Biebergemünd	KAWASAKI	ADAC Hessen-Thüringen

Announcements: These results are provisional until the conclusion of any judicial and technical matters

Clerk of the course Christoph Kunze:

Jury President Olaf Noack:


Timekeeping Steffen Kirchhof:

Posted at: h

Printed: 27.04.2014 11:26

Reg. Nr MX 6/14

#33 +5 positions, because of missing yellow flag in warm up



ADAC MX MASTERS Int. ADAC Motocross Tensfeld 17. - 18. Juli 2015

Class: MX Masters

Tracklength: 1.850 m

Startgrid MX-Masters 1st and 2nd Heat

Pos.	No.	Name	FNM	Nat./Hometown	Trademark	Entrant / Team
1	259	Coldenhoff, Glenn	KNMV	NED/ CT Heesch	SUZUKI	Team Rockstar Energy Suzuki Europe
2	22	Strijbos, Kevin	FMB	BEL/ Balen	SUZUKI	Team Rockstar Energy Suzuki World MXGP
3	926	Delince, Jeremy	FMB	BEL/ Beaufays	HONDA	KMP Honda Repsol Racing Team
4	766	Rauchenecker, Pascal	OeAMTC	AUT/ Eitzing	KTM	HSV Ried / COFAIN Racing KTM
5	163	Klein Kromhof, Cerial	KNMV	NED/ Daarlerveen	KTM	HSF Logistics Motorsport
6	149	Ullrich, Dennis	DMSB	GER/ Wallerfangen	SUZUKI	Team Castrol Power1 Suzuki Moto-Base
7	5	Wouts, Kevin	DMSB	BEL/ HOBOKEN	KAWASAKI	Monster Energy Kawasaki Elf Team Pfeil
8	134	Neugebauer, Filip	DMSB	CZE/ DIVAKY	KAWASAKI	Monster Energy Kawasaki Elf Team Pfeil
9	91	Seewer, Jeremy	FMS	SUI/ Bülach	SUZUKI	Team Rockstar Energy Suzuki Europe
10	198	Bucas, Vytautas	LMSF	LTU/ Šiauliai	YAMAHA	TEAM Yamaha STC Racing
11	71	Brockel, Christian	DMSB	GER/ Petershagen	KTM	KTM GST Berlin Racing
12	29	Jacobi, Henry	DMSB	GER/ Bad Sulza	KTM	KTM Sarholz Racing Team
13	61	Olsen, Thomas Kjer	DMU	DEN/ Sønderborg	KTM	Bodo Schmidt Motorsport
14	909	Neurauter, Lukas	OeAMTC	AUT/ Sautens	KTM	COFAIN Racing KTM
15	156	Heidecke, Angus	DMSB	GER/ Delitzsch	KTM	KTM Sarholz Racing Team
16	727	Maillard, Boris	DMSB	FRA/ GIGNAC	KAWASAKI	Monster Energy Kawasaki Elf Team Pfeil
17	249	Larsen, Nikolaj	DMU	DEN/ Naestved	HUSQVARNA	Jimmy Joe Husqvarna
18	161	Reuther, Lars	DMSB	GER/ Pleidelsheim	KTM	Reuther Motocross
19	75	Irt, Peter	AMZS	SLO/ Ljubljana-Polje	HUSQVARNA	Husqvarna Maurer Racing
20	222	Noffz, Ron	DMSB	GER/ Greifswald	KTM	BvZ Racing Team
21	26	Stender, Mike	DMSB	GER/ Eutin- Neudorf	SUZUKI	Team DIGA-Procross
22	44	Uhlig, Jan	DMSB	GER/ Lugau	KAWASAKI	-
23	62	Gercar, Klemen	AMZS	SLO/ Lukovica	HUSQVARNA	MotoSport Husqvarna
24	122	Volber, Hannes	DMSB	GER/ Gardelegen OT Alger	KTM	KTM GST Berlin Racing
25	810	Haase, Kai	DMSB	GER/ Gaildorf	SUZUKI	-
26	64	Thury, Dominique	DMSB	GER/ Schneeberg	KAWASAKI	Monster Energy Kawasaki Elf Team Pfeil
27	152	van Berkel, Lars	KNMV	NED/ Veghel	KAWASAKI	Team HNHf
28	144	Folkers, Rick	KNMV	NED/ Emmer-Compascuurr	SUZUKI	Team Ties Pol Motors-Suzuki
29	28	de Waal, Micha-Boy	KNMV	NED/ Wijk en Aalburg	KAWASAKI	-
30	193	Romancik, Jaromir	DMSB	CZE/ Liberec	SUZUKI	-
31	167	Edmonds, Stuart	MCUI	IRL/ Dublin	HONDA	KMP Honda Repsol Racing Team
32	221	Jaulin, Sullivan	DMSB	FRA/ St Quentin La Polene	SUZUKI	Team Castrol Power1 Suzuki Moto-Base
33	37	Weschta, Rudolf	ACCR	CZE/ Stribro	SUZUKI	-
34	66	Koch, Tim	DMSB	GER/ Wormstedt	SUZUKI	stielergruppe.mx Johannes Bikes Suzuki
35	555	Guryev, Artem	MFR	RUS/ Belgorod	KTM	-
36	159	Linke, Tobias	DMSB	GER/ Berlin	KAWASAKI	Monster Energy Kawasaki Elf Team Pfeil
37	209	Janssen, Davey	KNMV	NED/ Gemert	HUSQVARNA	Husqvarna-SKS Racing NL
38	941	Meurs, Jeffrey	KNMV	NED/ Heilbronn	SUZUKI	Suzuki Reinecke
39	316	Lynggaard, Rasmus	DMU	DEN/ Erslev	YAMAHA	-
40	272	Jache, Enrico	DMSB	GER/ Kalbe/Milde	KTM	WZ Racing
Reserve						
1	21	Jörgensen, Mathias	DMSB	DEN/ Bjerge	SUZUKI	KMP-Honda-Rapsol-Racing-Team
2	36	Kaschny, Michel	DMSB	GER/ Borstel-Hohenraden	KAWASAKI	SH Racing Parts

Announcements: These results are provisional until the conclusion of any judicial and technical matters

Clerk of the course Holger Möller:

Jury President Olaf Noack:

Timekeeping Steffen Kirchhof:

S. Kirchhof

Posted at: h

Printed: 18.07.2015 17:02

Reg. Nr.: 28/15



ADAC Schleswig-Holstein e.V.

**Int. ADAC MX Masters Tensfeld****Klasse 1 Masters****Tensfeld 1,850 Km****Warm up****19.07.2015 10:50****Practice (20:00 Time) started at 10:50:00**

Pos	No.	Name	FNM	Nat/Hometown	Trademark	Entrant / Team	Laps	Best Tm	Diff	In Lap	km/h
1	259	Glenn Coldenhoff	KNMV	NED/ CT Heesch	SUZUKI	Team Rockstar Energy Suzuki Europe	7	2:00.431		5	55,301
2	22	Kevin Strijbos	FMB	BEL/ Balen	SUZUKI	Team Rockstar Energy Suzuki World MX	8	2:03.080	2.649	7	54,111
3	5	Kevin Wouts	DMSB	BEL/ HOBOKEN	KAWASAKI	Monster Energy Kawasaki Elf Team Pfeil	7	2:04.179	3.748	6	53,632
4	29	Henry Jacobi	DMSB	GER/ Bad Sulza	KTM	KTM Sarholz Racing Team	8	2:04.341	3.910	8	53,562
5	163	Ceriel Klein Kromhof	KNMV	NED/ Daarlerveen	KTM	HSF Logistics Motorsport	7	2:04.515	4.084	7	53,488
6	926	Jeremy Delince	FMB	BEL/ Beaufays	HONDA	KMP Honda Repsol Racing Team	8	2:04.828	4.397	5	53,353
7	61	Thomas Kjer Olsen	DMU	DEN/ Sønderborg	KTM	Bodo Schmidt Motorsport	7	2:04.843	4.412	3	53,347
8	909	Lukas Neurauder	OeAMTC	AUT/ Sautens	KTM	COFAIN Racing KTM	8	2:05.279	4.848	6	53,161
9	766	Pascal Rauchenecker	OeAMTC	AUT/ Eitzing	KTM	HSV Ried / COFAIN Racing KTM	8	2:05.280	4.849	6	53,161
10	91	Jeremy Seewer	FMS	SUI/ Bülach	SUZUKI	Team Rockstar Energy Suzuki Europe	9	2:05.381	4.950	5	53,118
11	149	Dennis Ullrich	DMSB	GER/ Wallerfangei	SUZUKI	Team Castrol Power1 Suzuki Moto-Base	9	2:05.678	5.247	7	52,993
12	249	Nikolaj Larsen	DMU	DEN/ Naestved	HUSQVARNA	Jimmy Joe Husqvarna	8	2:05.847	5.416	5	52,921
13	156	Angus Heidecke	DMSB	GER/ Delitzsch	KTM	KTM Sarholz Racing Team	7	2:05.861	5.430	5	52,916
14	144	Rick Folkers	KNMV	NED/ Emmer-Corr	SUZUKI	Team Ties Pol Motors-Suzuki	8	2:06.232	5.801	5	52,760
15	62	Klemen Gercar	AMZS	SLO/ Lukovica	HUSQVARNA	MotoSport Husqvarna	8	2:06.448	6.017	7	52,670
16	75	Peter Irt	AMZS	SLO/ Ljubljana-Po	HUSQVARNA	Husqvarna Maurer Racing	9	2:06.512	6.081	7	52,643
17	64	Dominique Thury	DMSB	GER/ Schneeberg	KAWASAKI	Monster Energy Kawasaki Elf Team Pfeil	7	2:06.663	6.232	5	52,580
18	727	Boris Maillard	DMSB	FRA/ GIGNAC	KAWASAKI	Monster Energy Kawasaki Elf Team Pfeil	7	2:06.922	6.491	4	52,473
19	152	Lars van Berkel	KNMV	NED/ Veghel	KAWASAKI	Team HNHf	9	2:07.101	6.670	5	52,399
20	71	Christian Brockel	DMSB	GER/ Petershagen	KTM	KTM GST Berlin Racing	8	2:07.738	7.307	4	52,138
21	28	Micha-Boy de Waal	KNMV	NED/ Wijk en Aalt	KAWASAKI		8	2:07.841	7.410	2	52,096
22	26	Mike Stender	DMSB	GER/ Eutin- Neudi	SUZUKI	Team DIGA-Procross	7	2:08.062	7.631	6	52,006
23	222	Ron Noffz	DMSB	GER/ Greifswald	KTM	BvZ Racing Team	7	2:08.129	7.698	3	51,979
24	167	Stuart Edmonds	MCUI	IRL/ Dublin	HONDA	KMP Honda Repsol Racing Team	6	2:09.093	8.662	3	51,591
25	221	Sullivan Jaulin	DMSB	FRA/ St Quentin L	SUZUKI	Team Castrol Power1 Suzuki Moto-Base	7	2:09.131	8.700	5	51,576
26	134	Filip Neugebauer	DMSB	CZE/ DIVAKY	KAWASAKI	Monster Energy Kawasaki Elf Team Pfeil	8	2:09.530	9.099	4	51,417
27	198	Vytautas Bucas	LMSF	LTU/ Šiauliai	YAMAHA	TEAM Yamaha STC Racing	9	2:09.718	9.287	3	51,342
28	193	Jaromir Romancik	DMSB	CZE/ Liberec	SUZUKI	-	8	2:09.995	9.564	2	51,233
29	122	Hannes Volber	DMSB	GER/ Gardelegen	KTM	KTM GST Berlin Racing	8	2:10.200	9.769	4	51,152
30	66	Tim Koch	DMSB	GER/ Wormstedt	SUZUKI	stielergruppe.mx Johannes Bikes Suzuki	8	2:10.226	9.795	2	51,142
31	209	Davey Janssen	KNMV	NED/ Gemert	HUSQVARNA	Husqvarna-SKS Racing NL	8	2:10.746	10.315	3	50,938
32	44	Jan Uhlig	DMSB	GER/ Lugau	KAWASAKI	-	7	2:12.093	11.662	7	50,419
33	37	Rudolf Weschta	ACCR	CZE/ Stribro	SUZUKI	-	8	2:12.317	11.886	3	50,334
34	810	Kai Haase	DMSB	GER/ Gaildorf	SUZUKI		6	2:12.785	12.354	5	50,156
35	21	Mathias Jörgensen	DMSB	DEN/ Bjerge	SUZUKI	KMP-Honda-Rapsol-Racing-Team	6	2:12.849	12.418	3	50,132
36	941	Jeffrey Meurs	KNMV	NED/ Heilbronn	SUZUKI	Suzuki Reinecke	8	2:13.151	12.720	7	50,018
37	555	Artem Guryev	MFR	RUS/ Belgorod	KTM		7	2:13.492	13.061	2	49,891
38	272	Enrico Jache	DMSB	GER/ Kalbe/Milde	KTM	WZ Racing	7	2:13.546	13.115	2	49,870
39	159	Tobias Linke	DMSB	GER/ Berlin	KAWASAKI	Monster Energy Kawasaki Elf Team Pfeil	7	2:14.440	14.009	6	49,539
40	316	Rasmus Lynggaard	DMU	DEN/ Erslev	YAMAHA		7	2:14.698	14.267	7	49,444
41	36	Michel Kaschny	DMSB	GER/ Borstel-Hoh	KAWASAKI	SH Racing Parts	6	2:18.800	18.369	4	47,983

Official Timing www.camp-company.de / www.motorsport-events.se

Orbits

Timekeeping Steffen Kirchhof:

S. Kirchhof

Clerk of the course Holger Möller:

www.mylaps.com

Jury President Olaf Noack:

Reg. Nr MX 28/15

Licensed to: Camp Company

Printed: 19.07.2015 11:13:20

posted at:

h



ADAC Schleswig-Holstein e.V.



Int. ADAC MX Masters Tensfeld

Klasse 1 Masters**Tensfeld 1,850 Km****Warm up****19.07.2015 10:50****Practice (20:00 Time) started at 10:50:00**

Lap	Time of Day	Lap Tm	S1 Tm	S2 Tm	Lap	Time of Day	Lap Tm	S1 Tm	S2 Tm
(259) Glenn Coldenhoff					(909) Lukas Neuraüter				
1	10:54:09.202	2:23.254	1:11.068	1:12.186	1	10:54:13.957	2:24.089	1:16.220	1:07.869
2	10:56:22.716	2:13.514	1:05.616	1:07.898	2	10:56:24.749	2:10.792	1:04.520	1:06.272
3	10:59:22.390	2:59.674	1:04.726	1:54.948	3	10:58:49.734	2:24.985	1:12.982	1:12.003
4	11:01:23.059	2:00.669	1:00.178	1:00.491	4	11:00:56.231	2:06.497	1:02.735	1:03.762
5	11:03:23.490	2:00.431	59.162	1:01.269	5	11:03:48.561	2:52.330	1:34.749	1:17.581
6	11:05:45.261	2:21.771	1:10.230	1:11.541	6	11:05:53.840	2:05.279	1:01.352	1:03.927
7	11:08:04.651	2:19.390	1:05.523	1:13.867	7	11:09:41.824	3:47.984	1:34.358	2:13.626
					8	11:12:17.827	2:36.003	1:07.479	1:28.524
(22) Kevin Stribos					(766) Pascal Rauchenecker				
1	10:53:13.403	2:20.134	1:12.337	1:07.797	1	10:52:43.379	2:15.585	1:08.022	1:07.563
2	10:55:19.583	2:06.180	1:02.483	1:03.697	2	10:55:20.924	2:37.545	1:18.811	1:18.734
3	10:58:19.341	2:59.758	1:03.759	1:55.999	3	10:58:36.192	3:15.268	1:05.973	2:09.295
4	11:00:24.351	2:05.010	1:01.870	1:03.140	4	11:01:03.481	2:27.289	1:14.368	1:12.921
5	11:02:29.564	2:05.213	1:02.193	1:03.020	5	11:03:16.796	2:13.315	1:05.224	1:08.091
6	11:04:33.525	2:03.961	1:01.947	1:02.014	6	11:05:22.076	2:05.280	1:01.961	1:03.319
7	11:06:36.605	2:03.080	1:00.696	1:02.384	7	11:08:06.367	2:44.291	1:30.875	1:13.416
8	11:08:45.109	2:08.504	1:02.602	1:05.902	8	11:11:00.936	2:54.569	1:24.491	1:30.078
(5) Kevin Wouts					(91) Jeremy Seewer				
1	10:54:03.429	2:10.918	1:05.714	1:05.204	1	10:53:26.602	2:24.647	1:16.197	1:08.450
2	10:56:13.257	2:09.828	1:05.085	1:04.743	2	10:55:40.011	2:13.409	1:05.605	1:07.804
3	10:58:37.601	2:24.344	1:20.615	1:03.729	3	10:58:21.286	2:41.275	1:13.386	1:27.889
4	11:00:59.976	2:22.375	1:07.265	1:15.110	4	11:00:27.375	2:06.089	1:02.148	1:03.941
5	11:03:30.833	2:30.857	1:08.058	1:22.799	5	11:02:32.756	2:05.381	1:01.871	1:03.510
6	11:05:35.012	2:04.179	1:01.393	1:02.786	6	11:05:38.821	3:06.065	1:10.145	1:55.920
7	11:07:39.324	2:04.312	1:01.515	1:02.797	7	11:07:46.054	2:07.233	1:02.873	1:04.360
					8	11:09:52.124	2:06.070	1:01.976	1:04.094
					9	11:11:58.047	2:05.923	1:02.317	1:03.606
(29) Henry Jacobi					(149) Dennis Ullrich				
1	10:54:07.494	2:36.008	1:18.302	1:17.706	1	10:52:58.893	2:21.416	1:11.187	1:10.229
2	10:56:37.084	2:29.590	1:15.545	1:14.045	2	10:55:17.414	2:18.521	1:07.077	1:11.444
3	10:58:45.290	2:08.206	1:03.225	1:04.981	3	10:57:37.304	2:19.890	1:07.471	1:12.419
4	11:01:26.655	2:41.365	1:17.273	1:24.092	4	10:59:46.977	2:09.673	1:03.902	1:05.771
5	11:03:31.439	2:04.784	1:02.526	1:02.258	5	11:01:54.012	2:07.035	1:02.692	1:04.343
6	11:06:21.397	2:49.958	1:23.413	1:26.545	6	11:04:27.292	2:33.280	1:19.956	1:13.324
7	11:08:44.935	2:23.538	1:05.327	1:18.211	7	11:06:32.970	2:05.678	1:01.940	1:03.738
8	11:10:49.276	2:04.341	1:01.694	1:02.647	8	11:08:56.816	2:23.846	1:11.630	1:12.216
					9	11:11:30.856	2:34.040	1:18.801	1:15.239
(163) Ceriel Klein Kromhof					(249) Nikolaj Larsen				
1	10:54:43.900	2:18.101	1:14.129	1:03.972	1	10:53:52.276	2:18.197	1:10.234	1:07.963
2	10:57:05.349	2:21.449	1:05.805	1:15.644	2	10:56:03.731	2:11.455	1:05.516	1:05.939
3	10:59:12.168	2:06.819	1:02.907	1:03.912	3	10:58:10.215	2:06.484	1:02.659	1:03.825
4	11:01:17.142	2:04.974	1:01.871	1:03.103	4	11:00:21.695	2:11.480	1:05.852	1:05.628
5	11:03:26.541	2:09.399	1:06.954	1:02.445	5	11:02:27.542	2:05.847	1:02.314	1:03.533
6	11:05:58.158	2:31.617	1:15.897	1:15.720	6	11:07:01.550	4:34.008	1:18.426	3:15.582
7	11:08:02.673	2:04.515	1:00.726	1:03.789	7	11:09:08.712	2:07.162	1:02.798	1:04.364
					8	11:11:45.942	2:37.230	1:03.917	1:33.313
(926) Jeremy Delince					(156) Angus Heidecke				
1	10:53:53.497	2:27.081	1:15.367	1:11.714	1	10:52:51.500	2:18.393	1:09.832	1:08.561
2	10:56:05.161	2:11.664	1:05.425	1:06.239	2	10:55:06.539	2:15.039	1:08.287	1:06.752
3	10:58:17.996	2:12.835	1:09.499	1:03.336	3	11:01:12.391	6:05.852	1:08.277	4:57.575
4	11:00:25.923	2:07.927	1:02.102	1:05.825	4	11:03:19.652	2:07.261	1:03.109	1:04.152
5	11:02:30.751	2:04.828	1:01.806	1:03.022	5	11:05:25.513	2:05.861	1:02.500	1:03.361
6	11:06:39.434	4:08.683	1:04.645	3:04.038	6	11:07:56.932	2:31.419	1:13.310	1:18.109
7	11:08:47.545	2:08.111	1:03.054	1:05.057	7	11:10:27.267	2:30.335	1:13.596	1:16.739
8	11:11:47.878	3:00.333	1:03.276	1:57.057					
(61) Thomas Kjer Olsen					(144) Rick Folkers				
1	10:53:50.229	2:33.191	1:18.217	1:14.974	1	10:52:45.327	2:16.599	1:07.829	1:08.770
2	10:56:02.131	2:11.902	1:06.122	1:05.780	2	10:54:56.771	2:11.444	1:04.408	1:07.036
3	10:58:06.974	2:04.843	1:01.764	1:03.079	3	10:57:06.444	2:09.673	1:04.116	1:05.557
4	11:04:02.802	5:55.828	1:23.221	4:32.607					
5	11:06:08.973	2:06.171	1:02.108	1:04.063					
6	11:08:15.967	2:06.994	1:02.947	1:04.047					
7	11:11:05.265	2:49.298	1:33.529	1:15.769					

S. Will



ADAC Schleswig-Holstein e.V.



Int. ADAC MX Masters Tensfeld

Klasse 1 Masters

Tensfeld 1,850 Km

Warm up

19.07.2015 10:50

Practice (20:00 Time) started at 10:50:00

Lap	Time of Day	Lap Tm	S1 Tm	S2 Tm	Lap	Time of Day	Lap Tm	S1 Tm	S2 Tm
(62) Klemen Gerçar					(28) Micha-Boy de Waal				
1	10:53:17.744	2:21.606	1:11.419	1:10.187	1	10:52:54.617	2:24.121	1:10.365	1:13.756
2	10:55:31.328	2:13.584	1:08.080	1:05.504	2	10:55:02.458	2:07.841	1:03.830	1:04.011
3	10:57:55.107	2:23.779	1:07.021	1:16.758	3	10:58:09.485	3:07.027	1:02.548	2:04.479
4	11:00:04.945	2:09.838	1:04.534	1:05.304	4	11:00:18.125	2:08.640	1:03.862	1:04.778
5	11:02:22.108	2:17.163	1:09.519	1:07.644	5	11:02:37.100	2:18.975	1:03.486	1:15.489
6	11:05:01.638	2:39.530	1:12.963	1:26.567	6	11:05:59.461	3:22.361	1:28.164	1:54.197
7	11:07:08.086	2:06.448	1:02.506	1:03.942	7	11:09:24.741	3:25.280	1:02.799	2:22.481
8	11:10:29.867	3:21.781	1:23.048	1:58.733	8	11:11:34.038	2:09.297	1:03.394	1:05.903
(75) Peter Irt					(26) Mike Stender				
1	10:53:17.016	2:22.231	1:12.095	1:10.136	1	10:55:03.174	2:42.400	1:20.849	1:21.551
2	10:55:43.332	2:26.316	1:04.721	1:21.595	2	10:57:38.923	2:35.749	1:15.913	1:19.836
3	10:57:52.826	2:09.494	1:04.168	1:05.326	3	10:59:49.185	2:10.262	1:04.472	1:05.790
4	11:00:15.063	2:22.237	1:10.199	1:12.038	4	11:04:45.685	4:56.500	1:57.491	2:59.009
5	11:02:24.321	2:09.258	1:04.216	1:05.042	5	11:06:54.093	2:08.408	1:04.344	1:04.064
6	11:04:49.225	2:24.904	1:09.911	1:14.993	6	11:09:02.155	2:08.062	1:03.912	1:04.150
7	11:06:55.737	2:06.512	1:01.823	1:04.689	7	11:11:44.789	2:42.634	1:32.262	1:10.372
8	11:09:21.425	2:25.688	1:12.903	1:12.785	(222) Ron Noffz				
9	11:11:31.401	2:09.976	1:03.842	1:06.134	1	10:53:54.713	2:25.374	1:14.141	1:11.233
(64) Dominique Thury					(167) Stuart Edmonds				
1	10:54:39.509	2:29.949	1:16.240	1:13.709	1	10:54:42.420	2:30.071	1:15.467	1:14.604
2	10:56:49.616	2:10.107	1:05.550	1:04.557	2	10:56:51.656	2:09.236	1:04.141	1:05.095
3	10:59:00.394	2:10.778	1:04.522	1:06.256	3	10:59:00.749	2:09.093	1:04.277	1:04.816
4	11:02:03.267	3:02.873	1:30.154	1:32.719	4	11:03:25.432	4:24.683	1:31.031	2:53.652
5	11:04:09.930	2:06.663	1:02.735	1:03.928	5	11:06:18.898	2:53.466	1:24.383	1:29.083
6	11:08:59.652	4:49.722	1:46.186	3:03.536	6	11:10:01.719	3:42.821	1:05.842	2:36.979
7	11:11:15.335	2:15.683	1:07.743	1:07.940	(221) Sulivan Jaulin				
(727) Boris Maillard					(134) Filip Neugebauer				
1	10:54:50.796	2:31.821	1:15.236	1:16.585	1	10:53:32.587	2:32.496	1:20.464	1:12.032
2	10:56:58.301	2:07.505	1:03.021	1:04.484	2	10:55:44.194	2:11.607	1:04.620	1:06.987
3	10:59:29.446	2:31.145	1:13.589	1:17.556	3	10:57:55.786	2:11.592	1:05.550	1:06.042
4	11:01:36.368	2:06.922	1:02.702	1:04.220	4	11:00:46.865	2:51.079	1:30.350	1:20.729
5	11:06:30.264	4:53.896	1:28.309	3:25.587	5	11:02:55.996	2:09.131	1:04.051	1:05.080
6	11:09:12.756	2:42.492	1:18.982	1:23.510	6	11:09:55.358	6:59.362	1:20.748	5:38.614
7	11:11:21.667	2:08.911	1:04.239	1:04.672	7	11:12:05.986	2:10.628	1:04.359	1:06.269
(152) Lars van Berkel					(198) Vytautas Bucas				
1	10:53:06.887	2:22.562	1:10.074	1:12.488	1	10:52:40.215	2:14.165	1:09.096	1:05.069
2	10:55:14.962	2:08.075	1:03.821	1:04.254	2	10:54:52.455	2:12.240	1:06.221	1:06.019
3	10:57:46.966	2:32.004	1:18.724	1:13.280	3	10:57:02.173	2:09.718	1:04.302	1:05.416
4	10:59:59.567	2:12.601	1:03.559	1:09.042	4	11:00:03.202	3:01.029	1:09.219	1:51.810
5	11:02:06.668	2:07.101	1:03.601	1:03.500	5	11:02:21.181	2:17.979	1:13.018	1:04.961
6	11:04:41.817	2:35.149	1:18.840	1:16.309	6	11:04:36.378	2:15.197	1:08.644	1:06.553
7	11:07:20.793	2:38.976	1:28.099	1:10.877	7	11:07:03.739	2:27.361	1:20.612	1:06.749
8	11:09:29.142	2:08.349	1:03.476	1:04.873	8	11:09:31.900	2:28.161	1:17.882	1:10.279
9	11:12:08.797	2:39.655	1:23.852	1:15.803	9	11:11:55.952	2:24.052	1:17.279	1:06.773
(71) Christian Brockel					(198) Vytautas Bucas				
1	10:55:10.750	2:35.607	1:20.898	1:14.709	1	10:52:40.215	2:14.165	1:09.096	1:05.069
2	10:57:32.934	2:22.184	1:10.268	1:11.916	2	10:54:52.455	2:12.240	1:06.221	1:06.019
3	10:59:47.848	2:14.914	1:03.557	1:11.357	3	10:57:02.173	2:09.718	1:04.302	1:05.416
4	11:01:55.586	2:07.738	1:04.187	1:03.551	4	11:00:03.202	3:01.029	1:09.219	1:51.810
5	11:04:05.786	2:10.200	1:03.626	1:06.574	5	11:02:21.181	2:17.979	1:13.018	1:04.961
6	11:06:34.736	2:28.950	1:24.702	1:04.248	6	11:04:36.378	2:15.197	1:08.644	1:06.553
7	11:08:46.621	2:11.885	1:06.482	1:05.403	7	11:07:03.739	2:27.361	1:20.612	1:06.749
8	11:11:35.006	2:48.385	1:27.899	1:20.486	8	11:09:31.900	2:28.161	1:17.882	1:10.279

Official Timing www.camp-company.de / www.motorsport-events.se

Orbits

Timekeeping Steffen Kirchhof:

s.will

Clerk of the course Holger Möller:

Jury President Olaf Noack:

Reg. Nr MX 28/15

Printed: 19.07.2015 11:13:35

posted at:

h

www.mylaps.com

Licensed to: Camp Company

Page 2/3



Int. ADAC MX Masters Tensfeld

Klasse 1 Masters

Tensfeld 1,850 Km

Warm up

19.07.2015 10:50

Practice (20:00 Time) started at 10:50:00

Lap	Time of Day	Lap Tm	S1 Tm	S2 Tm
(193) Jaromir Romancik				
1	10:54:20.018	2:24.853	1:13.978	1:10.875
2	10:56:30.013	2:09.995	1:04.968	1:05.027
3	10:58:56.504	2:26.491	1:14.572	1:11.919
4	11:01:08.475	2:11.971	1:05.651	1:06.320
5	11:04:33.808	3:25.333	1:12.694	2:12.639
6	11:06:51.189	2:17.381	1:04.225	1:13.156
7	11:09:15.060	2:23.871	1:05.594	1:18.277
8	11:11:28.074	2:13.014	1:05.240	1:07.774

Lap	Time of Day	Lap Tm	S1 Tm	S2 Tm
(122) Hannes Volber				
1	10:52:57.566	2:21.784	1:10.454	1:11.330
2	10:55:12.358	2:14.792	1:06.500	1:08.292
3	10:57:45.064	2:32.706	1:16.068	1:16.638
4	10:59:55.264	2:10.200	1:02.925	1:07.275
5	11:02:45.746	2:50.482	1:33.833	1:16.649
6	11:07:32.461	4:46.715	1:04.490	3:42.225
7	11:09:48.062	2:15.601	1:07.177	1:08.424
8	11:12:12.427	2:24.365	1:08.643	1:15.722

Lap	Time of Day	Lap Tm	S1 Tm	S2 Tm
(66) Tim Koch				
1	10:54:45.476	2:31.113	1:17.212	1:13.901
2	10:56:55.702	2:10.226	1:04.843	1:05.383
3	10:59:06.299	2:10.597	1:04.217	1:06.380
4	11:01:19.671	2:13.372	1:06.275	1:07.097
5	11:03:52.395	2:32.724	1:08.022	1:24.702
6	11:06:47.846	2:55.451	1:31.422	1:24.029
7	11:09:00.242	2:12.396	1:05.677	1:06.719
8	11:11:16.236	2:15.994	1:08.135	1:07.859

Lap	Time of Day	Lap Tm	S1 Tm	S2 Tm
(209) Davey Janssen				
1	10:54:00.845	2:31.785	1:18.697	1:13.088
2	10:56:17.659	2:16.814	1:06.506	1:10.308
3	10:58:28.405	2:10.746	1:05.568	1:05.178
4	11:01:10.941	2:42.536	1:20.152	1:22.384
5	11:03:21.853	2:10.912	1:04.043	1:06.869
6	11:06:04.989	2:43.136	1:20.297	1:22.839
7	11:08:32.707	2:27.718	1:11.431	1:16.287
8	11:10:47.001	2:14.294	1:05.461	1:08.833

Lap	Time of Day	Lap Tm	S1 Tm	S2 Tm
(44) Jan Uhlig				
1	10:53:54.374	2:29.540	1:14.974	1:14.566
2	10:57:18.930	3:24.556	1:12.011	2:12.545
3	10:59:31.352	2:12.422	1:06.185	1:06.237
4	11:01:45.194	2:13.842	1:06.942	1:06.900
5	11:05:48.909	4:03.715	1:27.309	2:36.406
6	11:08:13.176	2:24.267	1:04.997	1:19.270
7	11:10:25.269	2:12.093	1:05.525	1:06.568

Lap	Time of Day	Lap Tm	S1 Tm	S2 Tm
(37) Rudolf Weschta				
1	10:53:16.132	2:24.506	1:12.908	1:11.598
2	10:55:37.900	2:21.768	1:11.371	1:10.397
3	10:57:50.217	2:12.317	1:05.816	1:06.501
4	11:00:36.449	2:46.232	1:20.395	1:25.837
5	11:03:56.925	3:20.476	1:05.658	2:14.818
6	11:06:26.552	2:29.627	1:07.500	1:22.127
7	11:08:54.421	2:27.869	1:05.599	1:22.270
8	11:11:48.254	2:53.833	1:30.562	1:23.271

Lap	Time of Day	Lap Tm	S1 Tm	S2 Tm
(810) Kai Haase				
1	10:55:34.623	2:32.664	1:19.467	1:13.197
2	10:58:03.152	2:28.529	1:14.239	1:14.290
3	11:00:30.000	2:26.848	1:09.947	1:16.901
4	11:04:53.894	4:23.894	1:14.045	3:09.849
5	11:07:06.679	2:12.785	1:07.231	1:05.554
6	11:10:08.058	3:01.379	1:06.596	1:54.783

Lap	Time of Day	Lap Tm	S1 Tm	S2 Tm
(21) Mathias Jörgensen				
1	10:55:04.336	2:38.649	1:17.898	1:20.751
2	10:57:22.781	2:18.445	1:05.813	1:12.632
3	10:59:35.630	2:12.849	1:06.682	1:06.167
4	11:02:16.464	2:40.834	1:31.149	1:09.685
5	11:07:28.173	5:11.709	1:16.655	3:55.054
6	11:10:01.661	2:33.488	1:18.505	1:14.983

Lap	Time of Day	Lap Tm	S1 Tm	S2 Tm
(941) Jeffrey Meurs				
1	10:53:43.789	2:32.929	1:19.088	1:13.841
2	10:56:11.259	2:27.470	1:10.606	1:16.864
3	10:58:25.741	2:14.482	1:06.449	1:08.033
4	11:00:39.285	2:13.544	1:05.977	1:07.567
5	11:03:23.067	2:43.782	1:16.501	1:27.281
6	11:06:10.487	2:47.420	1:23.150	1:24.270
7	11:08:23.638	2:13.151	1:06.341	1:06.810
8	11:11:08.148	2:44.510	1:30.176	1:14.334

Lap	Time of Day	Lap Tm	S1 Tm	S2 Tm
(555) Artem Guryev				
1	10:54:27.366	2:25.694	1:15.960	1:09.734
2	10:56:40.858	2:13.492	1:06.717	1:06.775
3	10:59:07.953	2:27.095	1:10.427	1:16.668
4	11:01:35.384	2:27.431	1:18.305	1:09.126
5	11:03:49.839	2:14.455	1:07.425	1:07.030
6	11:09:34.019	5:44.180	1:22.438	4:21.742
7	11:11:50.502	2:16.483	1:08.893	1:07.590

Lap	Time of Day	Lap Tm	S1 Tm	S2 Tm
(272) Enrico Jache				
1	10:54:10.020	2:22.248	1:11.724	1:10.524
2	10:56:23.566	2:13.546	1:05.736	1:07.810
3	10:58:44.351	2:20.785	1:12.135	1:08.650
4	11:01:08.563	2:24.212	1:10.814	1:13.398
5	11:05:30.263	4:21.700	1:24.159	2:57.541
6	11:07:48.078	2:17.815	1:10.457	1:07.358
7	11:10:17.746	2:29.668	1:05.907	1:23.761

Lap	Time of Day	Lap Tm	S1 Tm	S2 Tm
(159) Tobias Linke				
1	10:54:23.299	2:24.253	1:15.078	1:09.175
2	10:56:38.730	2:15.431	1:07.778	1:07.653
3	10:58:53.834	2:15.104	1:07.201	1:07.903
4	11:04:28.806	5:34.972	1:30.572	4:04.400
5	11:06:44.037	2:15.231	1:06.778	1:08.453
6	11:08:58.477	2:14.440	1:06.728	1:07.712
7	11:11:39.591	2:41.114	1:25.954	1:15.160

Lap	Time of Day	Lap Tm	S1 Tm	S2 Tm
(316) Rasmus Lynggaard				
1	10:53:12.380	2:32.428	1:18.198	1:14.230
2	10:55:29.058	2:16.678	1:07.513	1:09.165
3	10:57:50.126	2:21.068	1:08.627	1:12.441
4	11:02:43.354	4:53.228	1:26.843	3:26.385
5	11:05:09.878	2:26.524	1:13.894	1:12.630
6	11:07:24.658	2:14.780	1:07.096	1:07.684
7	11:09:39.356	2:14.698	1:07.720	1:06.978

Lap	Time of Day	Lap Tm	S1 Tm	S2 Tm
(36) Michel Kaschny				
1	10:53:56.678	3:02.337	1:17.146	1:45.191
2	10:56:46.506	2:49.828	1:13.954	1:35.874
3	11:02:47.103	6:00.597	1:26.448	4:34.149
4	11:05:05.903	2:18.800	1:12.209	1:06.591
5	11:09:43.668	4:37.765	1:25.728	3:12.037
6	11:12:21.780	2:38.112	1:17.636	1:20.476



Int. ADAC MX Masters Tensfeld

Klasse 1 Masters

Tensfeld 1,850 Km

1. Race

19.07.2015 13:55

Race (30:00 and 2 Laps) started at 13:57:17

Pos	No.	Name	FNM	Nat/Hometown	Trademark	Entrant / Team	Laps	Total Tm	Diff	Best Tm	In Lap	Points
1	259	Glenn Coldenhoff	KNMV	NED/ CT Heesch	SUZUKI	Team Rockstar Energy Suzuki Eu	18	36:17.523		2:03.526	3	25
2	22	Kevin Strijbos	FMB	BEL/ Balen	SUZUKI	Team Rockstar Energy Suzuki Wc	18	36:43.917	26.394	2:02.556	6	22
3	91	Jeremy Seewer	FMS	SUI/ Bülach	SUZUKI	Team Rockstar Energy Suzuki Eu	18	36:45.956	28.433	2:06.030	8	20
4	149	Dennis Ullrich	DMSB	GER/ Wallerfangen	SUZUKI	Team Castrol Power1 Suzuki Mot	18	37:02.756	45.233	2:03.932	2	18
5	156	Angus Heidecke	DMSB	GER/ Delitzsch	KTM	KTM Sarholz Racing Team	18	37:06.813	49.290	2:05.773	5	16
6	61	Thomas Kjer Olsen	DMU	DEN/ Sønderborg	KTM	Bodo Schmidt Motorsport	18	37:13.674	56.151	2:05.169	3	15
7	926	Jeremy Delince	FMB	BEL/ Beaufays	HONDA	KMP Honda Repsol Racing Team	18	37:18.541	1:01.018	2:06.977	3	14
8	134	Filip Neugebauer	DMSB	CZE/ DIVAKY	KAWASAKI	Monster Energy Kawasaki Elf Tea	18	37:26.665	1:09.142	2:07.215	5	13
9	29	Henry Jacobi	DMSB	GER/ Bad Sulza	KTM	KTM Sarholz Racing Team	18	37:37.729	1:20.206	2:07.912	4	12
10	163	Ceriel Klein Kromhof	KNMV	NED/ Daarlerveen	KTM	HSF Logistics Motorsport	18	37:39.483	1:21.960	2:06.964	5	11
11	249	Mike Larsen	DMU	DEN/ Naestved	HUSQVARNA	Jimmy Joe Husqvarna	18	38:18.692	2:01.169	2:10.576	4	10
12	766	Pascal Rauchenecker	OeAMTC	AUT/ Eitzing	KTM	HSV Ried / COFAIN Racing KTM	18	38:28.464	2:10.941	2:10.873	9	9
13	152	Lars van Berkel	KNMV	NED/ Veghel	KAWASAKI	Team HNHF	17	36:19.831	1 Lap	2:12.464	6	8
14	727	Boris Maillard	DMSB	FRA/ GIGNAC	KAWASAKI	Monster Energy Kawasaki Elf Tea	17	36:20.527	1 Lap	2:11.455	4	7
15	26	Mike Stender	DMSB	GER/ Eutin- Neudor	SUZUKI	Team DIGA-Proccross	17	36:23.638	1 Lap	2:11.309	8	6
16	198	Vytautas Bucas	LMSF	LTU/ Siauliai	YAMAHA	TEAM Yamaha STC Racing	17	36:24.377	1 Lap	2:09.969	4	5
17	44	Jan Uhlig	DMSB	GER/ Lugau	KAWASAKI	-	17	36:25.113	1 Lap	2:10.957	3	4
18	75	Peter Irt	AMZS	SLO/ Ljubljana-Polje	HUSQVARNA	Husqvarna Maurer Racing	17	36:26.357	1 Lap	2:11.026	3	3
19	62	Klemen Gercar	AMZS	SLO/ Lukovica	HUSQVARNA	MotoSport Husqvarna	17	36:34.155	1 Lap	2:10.983	4	2
20	66	Tim Koch	DMSB	GER/ Wormstedt	SUZUKI	stielerguppe.mx Johannes Bikes	17	36:49.757	1 Lap	2:13.409	3	1
21	810	Kai Haase	DMSB	GER/ Gaildorf	SUZUKI	-	17	36:53.185	1 Lap	2:11.175	3	0
22	64	Dominique Thury	DMSB	GER/ Schneeberg	KAWASAKI	Monster Energy Kawasaki Elf Tea	17	36:58.672	1 Lap	2:10.224	3	0
23	193	Jaromir Romancik	DMSB	CZE/ Liberec	SUZUKI	-	17	37:05.170	1 Lap	2:13.990	3	0
24	28	Micha-Boy de Waal	KNMV	NED/ Wijk en Aalburg	KAWASAKI	-	17	37:09.221	1 Lap	2:13.130	5	0
25	159	Tobias Linke	DMSB	GER/ Berlin	KAWASAKI	Monster Energy Kawasaki Elf Tea	17	37:22.546	1 Lap	2:10.307	5	0
26	144	Rick Folkers	KNMV	NED/ Emmer-Compascuu	SUZUKI	Team Ties Pol Motors-Suzuki	17	37:57.066	1 Lap	2:09.326	5	0
27	316	Rasmus Lynggaard	DMU	DEN/ Erslev	YAMAHA	-	16	36:23.156	2 Laps	2:14.530	3	0
28	272	Enrico Jache	DMSB	GER/ Kalbe/Milde	KTM	WZ Racing	16	36:41.754	2 Laps	2:15.267	3	0
29	209	Davey Janssen	KNMV	NED/ Gemert	HUSQVARNA	Husqvarna-SKS Racing NL	16	37:35.578	2 Laps	2:13.940	3	0
30	37	Rudolf Weschta	ACCR	CZE/ Stribro	SUZUKI	-	15	37:33.108	3 Laps	2:12.511	4	0
31	941	Jeffrey Meurs	KNMV	NED/ Heilbronn	SUZUKI	Suzuki Reinecke	15	38:02.541	3 Laps	2:15.215	4	0

Not classified (75% = 14 Laps)

DNF	909	Lukas Neurauter	OeAMTC	AUT/ Sautens	KTM	COFAIN Racing KTM	14	30:34.103	DNF	2:10.306	3	0
DNF	122	Hannes Volber	DMSB	GER/ Gardelegen OT Algr	KTM	KTM GST Berlin Racing	11	23:24.576	DNF	2:10.082	5	0
DNF	71	Christian Brockel	DMSB	GER/ Petershagen	KTM	KTM GST Berlin Racing	9	17:28.549	DNF	2:06.931	2	0
DNF	161	Christian Reuther	DMSB	GER/ Pleidelsheim	KTM	Reuther Motocross	8	16:07.361	DNF	2:11.207	4	0
DNF	5	Kevin Wouts	DMSB	BEL/ HOBOKEN	KTM	FMX4EVER/ G.B.R Team	7	13:14.435	DNF	2:06.559	5	0
DNF	555	Artem Guryev	MFR	RUS/ Belgorod	KTM	-	6	12:23.793	DNF	2:15.821	3	0
DNF	222	Ron Noffz	DMSB	GER/ Greifswald	KTM	BvZ Racing Team	5	9:12.149	DNF	2:09.109	4	0
DNF	221	Sullivan Jaulin	DMSB	FRA/ St Quentin La Polen	SUZUKI	Team Castrol Power1 Suzuki Mot	5	9:39.387	DNF	2:15.476	4	0
DNF	167	Stuart Edmonds	MCUI	IRL/ Dublin	HONDA	KMP Honda Repsol Racing Team	5	9:40.381	DNF	2:14.520	3	0

Announcements

These results are provisional until the conclusion of any judicial and technical matters!

Weather: cloudy 14 degrees, dry track

#156 holeshot

Started: 40 Classified: 31 Not classified: 9

Margin of Victory	Ø km/h	Best Lap Tm	km/h	Best Lap by
26.394	55,053	2:02.556	54,343	22 - Kevin Strijbos

Official Timing www.camp-company.de / www.motorsport-events.se

Orbits

Timekeeping Steffen Kirchhof:

Clerk of the course Holger Möller:

www.mylaps.com

Jury President Olaf Noack:

Reg. Nr MX 28/15

Licensed to: Camp Company

Printed: 19.07.2015 14:36:01

posted at:

h



ADAC Schleswig-Holstein e.V.



Int. ADAC MX Masters Tensfeld

Klasse 1 Masters

Tensfeld 1,850 Km

1. Race

19.07.2015 13:55

Race (30:00 and 2 Laps) started at 13:57:17

Lap	Time of Day	Lap Tm	S1 Tm	S2 Tm	Lap	Time of Day	Lap Tm	S1 Tm	S2 Tm
(259) Glenn Coldenhoff					5	14:06:04.281	2:08.706	1:02.940	1:05.766
1	13:57:39.170				6	14:08:13.001	2:08.720	1:03.586	1:05.134
2	13:59:43.453	2:04.283	1:01.819	1:02.464	7	14:10:21.616	2:08.615	1:04.325	1:04.290
3	14:01:46.979	2:03.526	1:00.717	1:02.809	8	14:12:30.413	2:08.797	1:04.011	1:04.786
4	14:03:50.974	2:03.995	1:00.957	1:03.038	9	14:14:39.422	2:09.009	1:03.104	1:05.905
5	14:05:55.437	2:04.463	1:01.776	1:02.687	10	14:16:50.522	2:11.100	1:05.344	1:05.756
6	14:08:00.504	2:05.067	1:01.714	1:03.353	11	14:18:59.970	2:09.448	1:04.563	1:04.885
7	14:10:07.266	2:06.762	1:02.755	1:04.007	12	14:21:09.096	2:09.126	1:03.887	1:05.239
8	14:12:14.098	2:06.832	1:03.359	1:03.473	13	14:23:18.290	2:09.194	1:03.855	1:05.339
9	14:14:21.809	2:07.711	1:02.776	1:04.935	14	14:25:29.182	2:10.892	1:05.239	1:05.653
10	14:16:29.001	2:07.192	1:03.176	1:04.016	15	14:27:41.042	2:11.860	1:05.343	1:06.517
11	14:18:37.604	2:08.603	1:04.571	1:04.032	16	14:29:52.756	2:11.714	1:04.690	1:07.024
12	14:20:45.827	2:08.223	1:04.092	1:04.131	17	14:32:05.318	2:12.562	1:06.184	1:06.378
13	14:22:52.867	2:07.040	1:03.236	1:03.804	18	14:34:19.806	2:14.488	1:06.588	1:07.900
14	14:25:00.669	2:07.802	1:03.141	1:04.661	(156) Angus Heidecke				
15	14:27:09.178	2:08.509	1:03.621	1:04.888	1	13:57:38.806			
16	14:29:15.589	2:06.411	1:01.869	1:04.542	2	13:59:45.251	2:06.445	1:02.863	1:03.582
17	14:31:24.456	2:08.867	1:02.792	1:06.075	3	14:01:51.102	2:05.851	1:02.553	1:03.298
18	14:33:34.573	2:10.117	1:05.175	1:04.942	4	14:03:57.038	2:05.936	1:01.912	1:04.024
(22) Kevin Stribos					5	14:06:02.811	2:05.773	1:02.660	1:03.113
1	13:57:42.989				6	14:08:10.405	2:07.594	1:02.948	1:04.646
2	13:59:51.845	2:08.856	1:05.479	1:03.377	7	14:10:19.330	2:08.925	1:03.799	1:05.126
3	14:01:57.310	2:05.465	1:01.705	1:03.760	8	14:12:28.396	2:09.066	1:04.964	1:04.102
4	14:04:05.610	2:08.300	1:03.746	1:04.554	9	14:14:38.275	2:09.879	1:04.671	1:05.208
5	14:06:27.573	2:21.963	1:03.541	1:18.422	10	14:16:52.233	2:13.958	1:04.949	1:09.009
6	14:08:30.129	2:02.556	1:00.583	1:01.973	11	14:19:03.406	2:11.173	1:05.255	1:05.918
7	14:10:34.833	2:04.704	1:02.234	1:02.470	12	14:21:12.579	2:09.173	1:04.255	1:04.918
8	14:12:40.585	2:05.752	1:03.362	1:02.390	13	14:23:23.208	2:10.629	1:04.935	1:05.694
9	14:14:46.624	2:06.039	1:02.840	1:03.199	14	14:25:34.555	2:11.347	1:06.073	1:05.274
10	14:16:52.532	2:05.908	1:03.330	1:02.578	15	14:27:44.986	2:10.431	1:04.798	1:05.633
11	14:18:58.624	2:06.092	1:03.264	1:02.828	16	14:29:57.209	2:12.223	1:05.086	1:07.137
12	14:21:03.677	2:05.053	1:03.108	1:01.945	17	14:32:09.241	2:12.032	1:04.804	1:07.228
13	14:23:09.685	2:06.008	1:03.286	1:02.722	18	14:34:23.863	2:14.622	1:05.885	1:08.737
14	14:25:15.943	2:06.258	1:02.817	1:03.441	(61) Thomas Kjer Olsen				
15	14:27:24.027	2:08.084	1:03.387	1:04.697	1	13:57:41.822			
16	14:29:33.755	2:09.728	1:05.195	1:04.533	2	13:59:51.051	2:09.229	1:05.068	1:04.161
17	14:31:45.922	2:12.167	1:05.680	1:06.487	3	14:01:56.220	2:05.169	1:01.591	1:03.578
18	14:34:00.967	2:15.045	1:09.797	1:05.248	4	14:04:04.153	2:07.933	1:03.308	1:04.625
(91) Jeremy Seewer					5	14:06:12.076	2:07.923	1:03.253	1:04.670
1	13:57:41.006				6	14:08:20.096	2:08.020	1:03.066	1:04.954
2	13:59:48.663	2:07.657	1:03.616	1:04.041	7	14:10:28.430	2:08.334	1:03.741	1:04.593
3	14:01:56.052	2:07.389	1:02.654	1:04.735	8	14:12:36.544	2:08.114	1:03.088	1:05.026
4	14:04:03.732	2:07.680	1:02.571	1:05.109	9	14:14:44.930	2:08.386	1:03.011	1:05.375
5	14:06:10.697	2:06.965	1:02.955	1:04.010	10	14:16:55.090	2:10.160	1:05.378	1:04.782
6	14:08:18.373	2:07.676	1:03.354	1:04.322	11	14:19:05.020	2:09.930	1:04.826	1:05.104
7	14:10:26.621	2:08.248	1:04.213	1:04.035	12	14:21:14.997	2:09.977	1:05.267	1:04.710
8	14:12:32.651	2:06.030	1:02.750	1:03.280	13	14:23:25.854	2:10.857	1:05.767	1:05.090
9	14:14:40.607	2:07.956	1:02.732	1:05.224	14	14:25:37.593	2:11.739	1:04.946	1:06.793
10	14:16:49.620	2:09.013	1:03.129	1:05.884	15	14:27:49.129	2:11.536	1:04.500	1:07.036
11	14:18:58.192	2:08.572	1:04.278	1:04.294	16	14:30:01.129	2:12.000	1:05.699	1:06.301
12	14:21:05.826	2:07.634	1:02.818	1:04.816	17	14:32:14.138	2:13.009	1:05.730	1:07.279
13	14:23:14.174	2:08.348	1:04.469	1:03.879	18	14:34:30.724	2:16.586	1:06.906	1:09.680
14	14:25:21.969	2:07.795	1:03.456	1:04.339	(926) Jeremy Delince				
15	14:27:30.382	2:08.413	1:03.909	1:04.504	1	13:57:40.149			
16	14:29:41.479	2:11.097	1:04.964	1:06.133	2	13:59:47.734	2:07.585	1:03.665	1:03.920
17	14:31:51.325	2:09.846	1:04.349	1:05.497	3	14:01:54.711	2:06.977	1:02.799	1:04.178
18	14:34:03.006	2:11.681	1:05.783	1:05.898	4	14:04:02.749	2:08.038	1:03.245	1:04.793
(149) Dennis Ullrich					5	14:06:10.270	2:07.521	1:02.736	1:04.785
1	13:57:38.593				6	14:08:19.265	2:08.995	1:03.043	1:05.952
2	13:59:42.525	2:03.932	1:00.571	1:03.361	7	14:10:29.820	2:10.555	1:04.564	1:05.991
3	14:01:48.888	2:06.363	1:03.228	1:03.135	8	14:12:39.205	2:09.385	1:04.405	1:04.980
4	14:03:55.575	2:06.687	1:02.110	1:04.577	9	14:14:48.386	2:09.181	1:03.862	1:05.319
					10	14:16:57.577	2:09.191	1:03.992	1:05.199

Official Timing www.camp-company.de / www.motorsport-events.se

Orbits

Timekeeping Steffen Kirchhof:

Clerk of the course Holger Möller:

Jury President Olaf Noack:

Reg. Nr MX 28/15

Printed: 19.07.2015 14:36:21

posted at:

h

www.mylaps.com

Licensed to: Camp Company

Page 1/6



ADAC Schleswig-Holstein e.V.



Int. ADAC MX Masters Tensfeld

Klasse 1 Masters

Tensfeld 1,850 Km

1. Race

19.07.2015 13:55

Race (30:00 and 2 Laps) started at 13:57:17

Lap	Time of Day	Lap Tm	S1 Tm	S2 Tm	Lap	Time of Day	Lap Tm	S1 Tm	S2 Tm
11	14:19:07.488	2:09.911	1:04.812	1:05.099	17	14:32:45.000	2:12.586	1:06.432	1:06.154
12	14:21:18.067	2:10.579	1:05.414	1:05.165	18	14:34:56.533	2:11.533	1:05.698	1:05.835
13	14:23:28.325	2:10.258	1:04.653	1:05.605	(249) Nikolaj Larsen				
14	14:25:39.965	2:11.640	1:05.275	1:06.365	1	13:57:42.762			
15	14:27:52.972	2:13.007	1:05.958	1:07.049	2	13:59:53.340	2:10.578	1:04.997	1:05.581
16	14:30:05.412	2:12.440	1:05.852	1:06.588	3	14:02:05.026	2:11.686	1:05.123	1:06.563
17	14:32:18.801	2:13.389	1:06.147	1:07.242	4	14:04:15.602	2:10.576	1:05.202	1:05.374
18	14:34:35.591	2:16.790	1:07.536	1:09.254	5	14:06:27.559	2:11.957	1:05.423	1:06.534
(134) Filip Neugebauer					6	14:08:40.039	2:12.480	1:06.061	1:06.419
1	13:57:40.919				7	14:10:53.391	2:13.352	1:06.585	1:06.767
2	13:59:50.480	2:09.561	1:04.638	1:04.923	8	14:13:06.437	2:13.046	1:06.784	1:06.262
3	14:01:59.455	2:08.975	1:04.354	1:04.621	9	14:15:19.335	2:12.898	1:06.565	1:06.333
4	14:04:07.179	2:07.724	1:03.410	1:04.314	10	14:17:33.699	2:14.364	1:06.672	1:07.692
5	14:06:14.394	2:07.215	1:02.740	1:04.475	11	14:19:46.806	2:13.107	1:06.978	1:06.129
6	14:08:23.758	2:09.364	1:04.229	1:05.135	12	14:22:01.483	2:14.677	1:07.631	1:07.046
7	14:10:32.921	2:09.163	1:04.401	1:04.762	13	14:24:16.524	2:15.041	1:07.884	1:07.157
8	14:12:42.525	2:09.604	1:04.058	1:05.546	14	14:26:31.593	2:15.069	1:07.409	1:07.660
9	14:14:54.317	2:11.792	1:06.076	1:05.716	15	14:28:46.325	2:14.732	1:07.828	1:06.904
10	14:17:05.794	2:11.477	1:04.562	1:06.915	16	14:31:01.225	2:14.900	1:07.618	1:07.282
11	14:19:15.112	2:09.318	1:04.852	1:04.466	17	14:33:17.612	2:16.387	1:08.944	1:07.443
12	14:21:25.179	2:10.067	1:04.555	1:05.512	18	14:35:35.742	2:18.130	1:07.783	1:10.347
13	14:23:36.520	2:11.341	1:04.908	1:06.433	(766) Pascal Rauchenecker				
14	14:25:48.182	2:11.662	1:05.532	1:06.130	1	13:57:55.862			
15	14:28:00.901	2:12.719	1:06.163	1:06.556	2	14:00:08.216	2:12.354	1:05.693	1:06.661
16	14:30:15.101	2:14.200	1:07.069	1:07.131	3	14:02:20.602	2:12.386	1:05.470	1:06.916
17	14:32:28.590	2:13.489	1:06.129	1:07.360	4	14:04:33.415	2:12.813	1:04.171	1:08.642
18	14:34:43.715	2:15.125	1:06.911	1:08.214	5	14:06:45.507	2:12.092	1:05.140	1:06.952
(29) Henry Jacobi					6	14:08:58.014	2:12.507	1:06.060	1:06.447
1	13:57:41.944				7	14:11:09.817	2:11.803	1:06.113	1:05.690
2	13:59:51.928	2:09.984	1:04.000	1:05.984	8	14:13:21.830	2:12.013	1:05.010	1:07.003
3	14:02:00.461	2:08.533	1:04.305	1:04.228	9	14:15:32.703	2:10.873	1:04.378	1:06.495
4	14:04:08.373	2:07.912	1:03.317	1:04.595	10	14:17:46.073	2:13.370	1:06.369	1:07.001
5	14:06:16.764	2:08.391	1:03.640	1:04.751	11	14:19:59.254	2:13.181	1:06.397	1:06.784
6	14:08:26.898	2:10.134	1:05.276	1:04.858	12	14:22:13.420	2:14.166	1:06.401	1:07.765
7	14:10:37.231	2:10.333	1:04.529	1:05.804	13	14:24:26.769	2:13.349	1:06.267	1:07.082
8	14:12:47.154	2:09.923	1:05.093	1:04.830	14	14:26:41.554	2:14.785	1:06.913	1:07.872
9	14:14:58.237	2:11.083	1:04.807	1:06.276	15	14:28:56.691	2:15.137	1:07.737	1:07.400
10	14:17:11.208	2:12.971	1:05.456	1:07.515	16	14:31:11.264	2:14.573	1:07.707	1:06.866
11	14:19:22.108	2:10.900	1:04.940	1:05.960	17	14:33:22.941	2:11.677	1:05.525	1:06.152
12	14:21:33.005	2:10.897	1:05.156	1:05.741	18	14:35:45.514	2:22.573	1:03.906	1:18.667
13	14:23:48.269	2:15.264	1:08.099	1:07.165	(152) Lars van Berkel				
14	14:25:59.612	2:11.343	1:05.127	1:06.216	1	13:57:46.524			
15	14:28:12.527	2:12.915	1:06.187	1:06.728	2	14:00:05.813	2:19.289	1:12.089	1:07.200
16	14:30:25.378	2:12.851	1:06.114	1:06.737	3	14:02:19.499	2:13.686	1:06.472	1:07.214
17	14:32:40.385	2:15.007	1:07.322	1:07.685	4	14:04:32.251	2:12.752	1:05.085	1:07.667
18	14:34:54.779	2:14.394	1:06.409	1:07.985	5	14:06:46.704	2:14.453	1:07.044	1:07.409
(163) Ceriel Klein Kromhof					6	14:08:59.168	2:12.464	1:06.378	1:06.086
1	13:57:43.302				7	14:11:11.862	2:12.694	1:06.931	1:05.763
2	13:59:55.215	2:11.913	1:06.636	1:05.277	8	14:13:25.218	2:13.356	1:06.242	1:07.114
3	14:02:02.994	2:07.779	1:03.903	1:03.876	9	14:15:39.466	2:14.248	1:06.351	1:07.897
4	14:04:10.192	2:07.198	1:03.485	1:03.713	10	14:17:52.627	2:13.161	1:05.698	1:07.463
5	14:06:17.156	2:06.964	1:03.223	1:03.741	11	14:20:05.138	2:12.511	1:05.878	1:06.633
6	14:08:25.262	2:08.106	1:02.992	1:05.114	12	14:22:19.883	2:14.745	1:07.714	1:07.031
7	14:10:33.966	2:08.704	1:03.564	1:05.140	13	14:24:34.897	2:15.014	1:07.611	1:07.403
8	14:12:43.667	2:09.701	1:05.214	1:04.487	14	14:26:50.211	2:15.314	1:06.433	1:08.881
9	14:14:53.007	2:09.340	1:04.479	1:04.861	15	14:29:06.140	2:15.929	1:07.252	1:08.677
10	14:17:18.719	2:25.712	1:05.143	1:20.569	16	14:31:22.274	2:16.134	1:07.978	1:08.156
11	14:19:33.386	2:14.667	1:08.313	1:06.354	17	14:33:36.881	2:14.607	1:06.476	1:08.131
12	14:21:45.275	2:11.889	1:05.909	1:05.980	(727) Boris Maillard				
13	14:23:55.935	2:10.660	1:05.580	1:05.080	1	13:57:42.477			
14	14:26:07.179	2:11.244	1:04.333	1:06.911	2	14:00:04.310	2:21.833	1:08.661	1:13.172
15	14:28:19.571	2:12.392	1:05.746	1:06.646	3	14:02:17.214	2:12.904	1:06.193	1:06.711
16	14:30:32.414	2:12.843	1:05.979	1:06.864					



ADAC Schleswig-Holstein e.V.



Int. ADAC MX Masters Tensfeld

Klasse 1 Masters

Tensfeld 1,850 Km

1. Race

19.07.2015 13:55

Race (30:00 and 2 Laps) started at 13:57:17

Lap	Time of Day	Lap Tm	S1 Tm	S2 Tm	Lap	Time of Day	Lap Tm	S1 Tm	S2 Tm
4	14:04:28.669	2:11.455	1:04.884	1:06.571	13	14:24:36.035	2:15.079	1:07.833	1:07.246
5	14:06:41.401	2:12.732	1:05.046	1:07.686	14	14:26:51.555	2:15.520	1:07.930	1:07.590
6	14:08:54.401	2:13.000	1:05.832	1:07.168	15	14:29:07.279	2:15.724	1:07.607	1:08.117
7	14:11:07.057	2:12.656	1:05.951	1:06.705	16	14:31:23.950	2:16.671	1:07.808	1:08.863
8	14:13:21.372	2:14.315	1:06.170	1:08.145	17	14:33:42.163	2:18.213	1:10.179	1:08.034
9	14:15:34.672	2:13.300	1:06.615	1:06.685	(75) Peter Irt				
10	14:17:48.220	2:13.548	1:06.473	1:07.075	1	13:57:59.046			
11	14:20:02.247	2:14.027	1:06.939	1:07.088	2	14:00:14.461	2:15.415	1:05.848	1:09.567
12	14:22:18.824	2:16.577	1:07.669	1:08.908	3	14:02:25.487	2:11.026	1:05.052	1:05.974
13	14:24:33.483	2:14.659	1:07.012	1:07.647	4	14:04:39.746	2:14.259	1:06.858	1:07.401
14	14:26:48.521	2:15.038	1:06.621	1:08.417	5	14:06:52.155	2:12.409	1:06.166	1:06.243
15	14:29:03.140	2:14.619	1:07.268	1:07.351	6	14:09:04.253	2:12.098	1:07.249	1:04.849
16	14:31:20.807	2:17.667	1:08.929	1:08.738	7	14:11:17.765	2:13.512	1:06.447	1:07.065
17	14:33:37.577	2:16.770	1:09.380	1:07.390	8	14:13:30.163	2:12.398	1:06.514	1:05.884
(26) Mike Stender					9	14:15:44.283	2:14.120	1:06.508	1:07.612
1	13:57:54.881				10	14:17:57.502	2:13.219	1:06.210	1:07.009
2	14:00:12.096	2:17.215	1:09.195	1:08.020	11	14:20:12.201	2:14.699	1:07.649	1:07.050
3	14:02:24.461	2:12.365	1:05.346	1:07.019	12	14:22:26.253	2:14.052	1:06.248	1:07.804
4	14:04:37.496	2:13.035	1:06.094	1:06.941	13	14:24:42.727	2:16.474	1:10.207	1:06.267
5	14:06:49.232	2:11.736	1:04.896	1:06.840	14	14:26:58.182	2:15.455	1:07.173	1:08.282
6	14:09:01.688	2:12.456	1:07.626	1:04.830	15	14:29:13.663	2:15.481	1:07.161	1:08.320
7	14:11:14.403	2:12.715	1:06.941	1:05.774	16	14:31:28.752	2:15.089	1:08.096	1:06.993
8	14:13:25.712	2:11.309	1:05.570	1:05.739	17	14:33:43.407	2:14.655	1:06.626	1:08.029
9	14:15:40.053	2:14.341	1:06.565	1:07.776	(62) Klemen Gercar				
10	14:17:59.215	2:19.162	1:08.213	1:10.949	1	13:57:46.996			
11	14:20:13.629	2:14.414	1:06.403	1:08.011	2	14:00:09.960	2:22.964	1:15.064	1:07.900
12	14:22:26.656	2:13.027	1:05.995	1:07.032	3	14:02:22.387	2:12.427	1:05.959	1:06.468
13	14:24:40.252	2:13.596	1:07.085	1:06.511	4	14:04:33.370	2:10.983	1:04.459	1:06.524
14	14:26:56.322	2:16.070	1:08.053	1:08.017	5	14:06:48.110	2:14.740	1:06.570	1:08.170
15	14:29:12.903	2:16.581	1:07.708	1:08.873	6	14:09:02.974	2:14.864	1:07.636	1:07.228
16	14:31:27.657	2:14.754	1:07.426	1:07.328	7	14:11:16.660	2:13.686	1:06.335	1:07.351
17	14:33:40.688	2:13.031	1:05.814	1:07.217	8	14:13:31.984	2:15.324	1:06.736	1:08.588
(198) Vytautas Bucas					9	14:15:46.174	2:14.190	1:06.250	1:07.940
1	13:57:43.706				10	14:18:00.476	2:14.302	1:06.057	1:08.245
2	13:59:59.164	2:15.458	1:09.419	1:06.039	11	14:20:15.520	2:15.044	1:06.014	1:09.030
3	14:02:11.779	2:12.615	1:05.674	1:06.941	12	14:22:29.900	2:14.380	1:06.763	1:07.617
4	14:04:21.748	2:09.969	1:04.091	1:05.878	13	14:24:45.070	2:15.170	1:06.823	1:08.347
5	14:06:33.594	2:11.846	1:06.231	1:05.615	14	14:27:00.703	2:15.633	1:06.186	1:09.447
6	14:08:47.064	2:13.470	1:07.462	1:06.008	15	14:29:15.326	2:14.623	1:06.566	1:08.057
7	14:11:00.749	2:13.685	1:05.990	1:07.695	16	14:31:31.200	2:15.874	1:07.718	1:08.156
8	14:13:14.940	2:14.191	1:06.141	1:08.050	17	14:33:51.205	2:20.005	1:09.943	1:10.062
9	14:15:28.974	2:14.034	1:07.120	1:06.914	(66) Tim Koch				
10	14:17:41.922	2:12.948	1:05.915	1:07.033	1	13:57:46.733			
11	14:19:57.644	2:15.722	1:06.926	1:08.796	2	14:00:13.140	2:26.407	1:16.730	1:09.677
12	14:22:12.184	2:14.540	1:07.219	1:07.321	3	14:02:26.549	2:13.409	1:05.599	1:07.810
13	14:24:29.106	2:16.922	1:07.457	1:09.465	4	14:04:40.983	2:14.434	1:06.405	1:08.029
14	14:26:47.712	2:18.606	1:08.542	1:10.064	5	14:06:55.463	2:14.480	1:06.645	1:07.835
15	14:29:04.042	2:16.330	1:08.727	1:07.603	6	14:09:12.967	2:17.504	1:09.692	1:07.812
16	14:31:22.776	2:18.734	1:09.419	1:09.315	7	14:11:28.073	2:15.106	1:07.389	1:07.717
17	14:33:41.427	2:18.651	1:09.137	1:09.514	8	14:13:41.830	2:13.757	1:06.523	1:07.234
(44) Jan Uhlig					9	14:15:57.683	2:15.853	1:08.202	1:07.651
1	13:57:45.016				10	14:18:14.051	2:16.368	1:08.289	1:08.079
2	14:00:01.720	2:16.704	1:11.293	1:05.411	11	14:20:30.080	2:16.029	1:07.598	1:08.431
3	14:02:12.677	2:10.957	1:04.569	1:06.388	12	14:22:45.666	2:15.586	1:07.911	1:07.675
4	14:04:26.514	2:13.837	1:07.393	1:06.444	13	14:25:03.787	2:18.121	1:08.422	1:09.699
5	14:06:37.658	2:11.144	1:04.113	1:07.031	14	14:27:21.095	2:17.308	1:08.217	1:09.091
6	14:08:51.440	2:13.782	1:06.449	1:07.333	15	14:29:38.227	2:17.132	1:08.665	1:08.467
7	14:11:06.314	2:14.874	1:06.929	1:07.945	16	14:31:52.657	2:14.430	1:06.833	1:07.597
8	14:13:22.665	2:16.351	1:06.642	1:09.709	17	14:34:06.807	2:14.150	1:06.749	1:07.401
9	14:15:36.244	2:13.579	1:06.939	1:06.640	(810) Kai Haase				
10	14:17:51.045	2:14.801	1:07.107	1:07.694	1	13:57:42.764			
11	14:20:05.930	2:14.885	1:06.166	1:08.719	2	13:59:56.302	2:13.538	1:06.753	1:06.785
12	14:22:20.956	2:15.026	1:08.154	1:06.872					



ADAC Schleswig-Holstein e.V.



Int. ADAC MX Masters Tensfeld

Klasse 1 Masters

Tensfeld 1,850 Km

1. Race

19.07.2015 13:55

Race (30:00 and 2 Laps) started at 13:57:17

Lap	Time of Day	Lap Tm	S1 Tm	S2 Tm	Lap	Time of Day	Lap Tm	S1 Tm	S2 Tm
3	14:02:07.477	2:11.175	1:04.628	1:06.547	12	14:22:53.861	2:19.396	1:08.694	1:10.702
4	14:04:20.638	2:13.161	1:04.771	1:08.390	13	14:25:10.147	2:16.286	1:08.078	1:08.208
5	14:06:35.815	2:15.177	1:06.963	1:08.214	14	14:27:27.777	2:17.630	1:07.522	1:10.108
6	14:08:50.772	2:14.957	1:07.493	1:07.464	15	14:29:46.316	2:18.539	1:09.708	1:08.831
7	14:11:04.781	2:14.009	1:06.593	1:07.416	16	14:32:04.055	2:17.739	1:09.307	1:08.432
8	14:13:20.154	2:15.373	1:07.054	1:08.319	17	14:34:26.271	2:22.216	1:09.823	1:12.393
9	14:15:38.229	2:18.075	1:09.078	1:08.997	(159) Tobias Linke				
10	14:17:56.049	2:17.820	1:09.434	1:08.386	1	13:57:45.906			
11	14:20:15.872	2:19.823	1:08.222	1:11.601	2	14:00:04.956	2:19.050	1:12.490	1:06.560
12	14:22:35.053	2:19.181	1:09.700	1:09.481	3	14:02:18.032	2:13.076	1:07.138	1:05.938
13	14:24:52.272	2:17.219	1:07.624	1:09.595	4	14:04:30.000	2:11.968	1:05.111	1:06.857
14	14:27:13.011	2:20.739	1:09.075	1:11.664	5	14:06:40.307	2:10.307	1:04.993	1:05.314
15	14:29:31.705	2:18.694	1:09.173	1:09.521	6	14:08:53.505	2:13.198	1:05.953	1:07.245
16	14:31:49.329	2:17.624	1:07.969	1:09.655	7	14:11:08.383	2:14.878	1:07.786	1:07.092
17	14:34:10.235	2:20.906	1:09.265	1:11.641	8	14:13:22.859	2:14.476	1:06.090	1:08.386
(64) Dominique Thury					9	14:15:38.767	2:15.908	1:07.584	1:08.324
1	13:57:45.358				10	14:17:54.885	2:16.118	1:07.628	1:08.490
2	14:00:02.656	2:17.298	1:10.476	1:06.822	11	14:20:10.534	2:15.649	1:08.139	1:07.510
3	14:02:12.880	2:10.224	1:04.869	1:05.355	12	14:22:26.227	2:15.693	1:07.153	1:08.540
4	14:04:23.460	2:10.580	1:05.017	1:05.563	13	14:24:47.067	2:20.840	1:11.441	1:09.399
5	14:06:52.934	2:29.474	1:05.134	1:24.340	14	14:27:24.161	2:37.094	1:23.506	1:13.588
6	14:09:11.196	2:18.262	1:11.761	1:06.501	15	14:29:47.823	2:23.662	1:12.684	1:10.978
7	14:11:26.425	2:15.229	1:07.766	1:07.463	16	14:32:12.300	2:24.477	1:12.516	1:11.961
8	14:13:40.395	2:13.970	1:06.577	1:07.393	17	14:34:39.596	2:27.296	1:14.966	1:12.330
9	14:15:55.470	2:15.075	1:07.829	1:07.246	(144) Rick Folkers				
10	14:18:11.944	2:16.474	1:07.717	1:08.757	1	13:57:43.181			
11	14:20:27.410	2:15.466	1:07.752	1:07.714	2	14:00:00.770	2:17.589	1:10.937	1:06.652
12	14:22:44.091	2:16.681	1:08.021	1:08.660	3	14:02:14.363	2:13.593	1:07.736	1:05.857
13	14:25:02.123	2:18.032	1:09.003	1:09.029	4	14:04:25.175	2:10.812	1:05.276	1:05.536
14	14:27:19.985	2:17.862	1:09.253	1:08.609	5	14:06:34.501	2:09.326	1:04.140	1:05.186
15	14:29:36.786	2:16.801	1:07.861	1:08.940	6	14:08:45.137	2:10.636	1:04.603	1:06.033
16	14:31:54.815	2:18.029	1:08.094	1:09.935	7	14:10:58.202	2:13.065	1:05.790	1:07.275
17	14:34:15.722	2:20.907	1:09.614	1:11.293	8	14:13:10.305	2:12.103	1:05.814	1:06.289
(193) Jaromir Romancik					9	14:15:23.659	2:13.354	1:05.974	1:07.380
1	13:57:42.328				10	14:17:38.502	2:14.843	1:06.327	1:08.516
2	13:59:57.604	2:15.276	1:08.655	1:06.621	11	14:19:54.003	2:15.501	1:07.039	1:08.462
3	14:02:11.594	2:13.990	1:05.453	1:08.537	12	14:22:11.814	2:17.811	1:06.918	1:10.893
4	14:04:30.468	2:18.874	1:07.499	1:11.375	13	14:24:30.385	2:18.571	1:09.591	1:08.980
5	14:06:47.327	2:16.859	1:07.750	1:09.109	14	14:27:27.165	2:56.780	1:25.921	1:30.859
6	14:09:07.021	2:19.694	1:11.357	1:08.337	15	14:30:08.531	2:41.366	1:25.769	1:15.597
7	14:11:21.607	2:14.586	1:07.853	1:06.733	16	14:32:39.041	2:30.510	1:17.423	1:13.087
8	14:13:36.632	2:15.025	1:07.583	1:07.442	17	14:35:14.116	2:35.075	1:16.234	1:18.841
9	14:15:51.984	2:15.352	1:07.586	1:07.766	(316) Rasmus Lynggaard				
10	14:18:07.264	2:15.280	1:07.681	1:07.599	1	13:57:47.220			
11	14:20:23.392	2:16.128	1:07.874	1:08.254	2	14:00:14.422	2:27.202	1:15.380	1:11.822
12	14:22:39.287	2:15.895	1:07.158	1:08.737	3	14:02:28.952	2:14.530	1:07.680	1:06.850
13	14:24:55.965	2:16.678	1:08.787	1:07.891	4	14:04:44.020	2:15.068	1:05.909	1:09.159
14	14:27:22.167	2:26.202	1:10.281	1:15.921	5	14:07:00.216	2:16.196	1:07.161	1:09.035
15	14:29:40.737	2:18.570	1:09.521	1:09.049	6	14:09:17.991	2:17.775	1:09.435	1:08.340
16	14:32:00.425	2:19.688	1:10.792	1:08.896	7	14:11:36.774	2:18.783	1:10.362	1:08.421
17	14:34:22.220	2:21.795	1:10.447	1:11.348	8	14:13:55.570	2:18.796	1:08.096	1:10.700
(28) Micha-Boy de Waal					9	14:16:18.752	2:23.182	1:11.339	1:11.843
1	13:57:44.654				10	14:18:46.567	2:27.815	1:16.126	1:11.689
2	14:00:20.394	2:35.740	1:28.809	1:06.931	11	14:21:11.349	2:24.782	1:11.476	1:13.306
3	14:02:35.313	2:14.919	1:07.597	1:07.322	12	14:23:36.009	2:24.660	1:13.862	1:10.798
4	14:04:49.618	2:14.305	1:05.142	1:09.163	13	14:26:02.319	2:26.310	1:12.827	1:13.483
5	14:07:02.748	2:13.130	1:05.555	1:07.575	14	14:28:29.824	2:27.505	1:15.622	1:11.883
6	14:09:19.626	2:16.878	1:08.289	1:08.589	15	14:30:58.660	2:28.836	1:12.078	1:16.758
7	14:11:34.785	2:15.159	1:08.283	1:06.876	16	14:33:40.206	2:41.546	1:24.045	1:17.501
8	14:13:49.759	2:14.974	1:07.208	1:07.766	(272) Enrico Jache				
9	14:16:04.346	2:14.587	1:07.097	1:07.490	1	13:57:43.510			
10	14:18:18.983	2:14.637	1:06.055	1:08.582	2	14:00:17.038	2:33.528	1:20.484	1:13.044
11	14:20:34.465	2:15.482	1:07.167	1:08.315					

Official Timing www.camp-company.de / www.motorsport-events.se

Orbits

Timekeeping Steffen Kirchhof:

Clerk of the course Holger Möller:

Jury President Olaf Noack:

Reg. Nr MX 28/15

Printed: 19.07.2015 14:36:21

posted at:

h

www.mylaps.com

Licensed to: Camp Company

Page 4/6



ADAC Schleswig-Holstein e.V.



Int. ADAC MX Masters Tensfeld

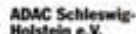
Klasse 1 Masters

Tensfeld 1,850 Km

1. Race 19.07.2015 13:55

Race (30:00 and 2 Laps) started at 13:57:17

Lap	Time of Day	Lap Tm	S1 Tm	S2 Tm	Lap	Time of Day	Lap Tm	S1 Tm	S2 Tm
3	14:02:32.305	2:15.267	1:06.598	1:08.669	(909) Lukas Neurauter				
4	14:04:50.630	2:18.325	1:09.975	1:08.350	1	13:57:50.119			
5	14:07:07.906	2:17.276	1:08.565	1:08.711	2	14:00:19.746	2:29.627	1:10.535	1:19.092
6	14:09:28.457	2:20.551	1:11.017	1:09.534	3	14:02:30.052	2:10.306	1:05.431	1:04.875
7	14:11:49.812	2:21.355	1:11.751	1:09.604	4	14:04:42.438	2:12.386	1:05.590	1:06.796
8	14:14:09.533	2:19.721	1:09.457	1:10.264	5	14:06:55.535	2:13.097	1:06.257	1:06.840
9	14:16:31.813	2:22.280	1:11.424	1:10.856	6	14:09:09.265	2:13.730	1:07.216	1:06.514
10	14:18:55.747	2:23.934	1:12.059	1:11.875	7	14:11:23.565	2:14.300	1:06.941	1:07.359
11	14:21:27.843	2:32.096	1:18.520	1:13.576	8	14:13:39.603	2:16.038	1:07.547	1:08.491
12	14:23:58.526	2:30.683	1:16.245	1:14.438	9	14:15:59.011	2:19.408	1:10.065	1:09.343
13	14:26:25.384	2:26.858	1:13.418	1:13.440	10	14:18:22.246	2:23.235	1:11.890	1:11.345
14	14:28:53.599	2:28.215	1:13.972	1:14.243	11	14:20:41.344	2:19.098	1:09.966	1:09.132
15	14:31:23.962	2:30.363	1:14.775	1:15.588	12	14:23:02.373	2:21.029	1:11.944	1:09.085
16	14:33:58.804	2:34.842	1:20.042	1:14.800	13	14:25:25.115	2:22.742	1:11.982	1:10.760
(209) Davey Janssen					14	14:27:51.153	2:26.038	1:11.832	1:14.206
1	13:57:47.616				(122) Hannes Volber				
2	14:00:13.430	2:25.814	1:15.499	1:10.315	1	13:57:41.512			
3	14:02:27.370	2:13.940	1:07.876	1:06.064	2	13:59:58.400	2:16.888	1:11.204	1:05.684
4	14:04:43.198	2:15.828	1:06.730	1:09.098	3	14:02:10.096	2:11.696	1:05.727	1:05.969
5	14:06:58.921	2:15.723	1:07.239	1:08.484	4	14:04:21.255	2:11.159	1:05.098	1:06.061
6	14:09:16.463	2:17.542	1:09.926	1:07.616	5	14:06:31.337	2:10.082	1:05.411	1:04.671
7	14:11:32.707	2:16.244	1:08.578	1:07.666	6	14:08:44.656	2:13.319	1:06.130	1:07.189
8	14:13:47.942	2:15.235	1:07.195	1:08.040	7	14:11:01.789	2:17.133	1:07.662	1:09.471
9	14:16:02.391	2:14.449	1:08.112	1:06.337	8	14:13:16.171	2:14.382	1:06.484	1:07.898
10	14:19:13.708	3:11.317	1:10.220	1:02.097	9	14:15:50.417	2:34.246	1:07.642	1:26.604
11	14:21:44.817	2:31.109	1:16.813	1:14.296	10	14:18:08.277	2:17.860	1:07.988	1:09.872
12	14:24:13.809	2:28.992	1:16.374	1:12.618	11	14:20:41.626	2:33.349	1:07.927	1:25.422
13	14:27:01.103	2:47.294	1:18.777	1:28.517	(71) Christian Brockel				
14	14:29:36.576	2:35.473	1:18.709	1:16.764	1	13:57:39.707			
15	14:32:16.375	2:39.799	1:21.275	1:18.524	2	13:59:46.638	2:06.931	1:03.164	1:03.767
16	14:34:52.628	2:36.253	1:18.429	1:17.824	3	14:01:53.784	2:07.146	1:03.017	1:04.129
(37) Rudolf Weschta					4	14:04:01.355	2:07.571	1:03.277	1:04.294
1	13:57:44.042				5	14:06:08.914	2:07.559	1:03.344	1:04.215
2	14:00:03.591	2:19.549	1:11.310	1:08.239	6	14:08:17.199	2:08.285	1:03.883	1:04.402
3	14:02:18.904	2:15.313	1:07.996	1:07.317	7	14:10:27.740	2:10.541	1:04.946	1:05.595
4	14:04:31.415	2:12.511	1:04.950	1:07.561	8	14:12:37.534	2:09.794	1:04.915	1:04.879
5	14:06:44.904	2:13.489	1:05.778	1:07.711	9	14:14:45.599	2:08.065	1:04.030	1:04.035
6	14:09:00.049	2:15.145	1:06.421	1:08.724	(161) Lars Reuther				
7	14:11:15.857	2:15.808	1:08.084	1:07.724	1	13:57:46.126			
8	14:13:32.632	2:16.775	1:07.400	1:09.375	2	14:00:03.668	2:17.542	1:10.970	1:06.572
9	14:15:53.406	2:20.774	1:10.847	1:09.927	3	14:02:15.675	2:12.007	1:06.132	1:05.875
10	14:21:26.529	5:33.123	2:39.678	2:53.445	4	14:04:26.882	2:11.207	1:04.822	1:06.385
11	14:23:55.180	2:28.651	1:14.601	1:14.050	5	14:06:38.957	2:12.075	1:05.567	1:06.508
12	14:26:46.743	2:51.563	1:14.012	1:37.551	6	14:08:52.567	2:13.610	1:05.897	1:07.713
13	14:29:24.283	2:37.540	1:18.175	1:19.365	7	14:11:07.186	2:14.619	1:07.013	1:07.606
14	14:32:11.172	2:46.889	1:11.910	1:34.979	8	14:13:24.411	2:17.225	1:09.228	1:07.997
15	14:34:50.158	2:38.986	1:21.505	1:17.481	(5) Kevin Wouts				
(941) Jeffrey Meurs					1	13:57:44.180			
1	13:57:46.095				2	13:59:54.290	2:10.110	1:07.222	1:02.888
2	14:00:06.819	2:20.724	1:11.861	1:08.863	3	14:02:01.008	2:06.718	1:03.040	1:03.678
3	14:02:22.111	2:15.292	1:06.377	1:08.915	4	14:04:08.425	2:07.417	1:03.656	1:03.761
4	14:04:37.326	2:15.215	1:07.411	1:07.804	5	14:06:14.984	2:06.559	1:02.774	1:03.785
5	14:06:54.668	2:17.342	1:07.966	1:09.376	6	14:08:22.586	2:07.602	1:02.972	1:04.630
6	14:09:14.297	2:19.629	1:09.059	1:10.570	7	14:10:31.485	2:08.899	1:04.001	1:04.898
7	14:15:14.808	6:00.511	2:09.751	3:50.760	(555) Artem Guryev				
8	14:17:35.791	2:20.983	1:12.134	1:08.849	1	13:57:45.862			
9	14:20:00.211	2:24.420	1:11.497	1:12.923	2	14:00:27.294	2:41.432	1:15.296	1:26.136
10	14:22:24.267	2:24.056	1:12.158	1:11.898	3	14:02:43.115	2:15.821	1:07.973	1:07.848
11	14:24:51.056	2:26.789	1:15.442	1:11.347	4	14:04:59.845	2:16.730	1:08.192	1:08.538
12	14:27:16.720	2:25.664	1:14.616	1:11.048	5	14:07:17.923	2:18.078	1:08.993	1:09.085
13	14:29:44.649	2:27.929	1:15.608	1:12.321					
14	14:32:30.626	2:45.977	1:25.365	1:20.612					
15	14:35:19.591	2:48.965	1:21.745	1:27.220					



Int. ADAC MX Masters Tensfeld

Klasse 1 Masters

Tensfeld 1,850 Km

1. Race

19.07.2015 13:55

Race (30:00 and 2 Laps) started at 13:57:17

Lap	Time of Day	Lap Tm	S1 Tm	S2 Tm	Lap	Time of Day	Lap Tm	S1 Tm	S2 Tm
6	14:09:40.843	2:22.920	1:11.570	1:11.350					

(222) Ron Noffz

1	13:57:44.649			
2	13:59:59.348	2:14.699	1:09.653	1:05.046
3	14:02:09.820	2:10.472	1:05.031	1:05.441
4	14:04:18.929	2:09.109	1:03.711	1:05.398
5	14:06:29.199	2:10.270	1:04.977	1:05.293

(221) Sullivan Jaulin

1	13:57:44.478			
2	14:00:07.553	2:23.075	1:14.927	1:08.148
3	14:02:23.277	2:15.724	1:07.214	1:08.510
4	14:04:38.753	2:15.476	1:07.571	1:07.905
5	14:06:56.437	2:17.684	1:08.259	1:09.425

(167) Stuart Edmonds

1	13:57:46.084			
2	14:00:11.292	2:25.208	1:13.701	1:11.507
3	14:02:25.812	2:14.520	1:05.796	1:08.724
4	14:04:41.424	2:15.612	1:05.820	1:09.792
5	14:06:57.431	2:16.007	1:06.878	1:09.129

Int. ADAC MX Masters Tensfeld

Lapchart

Klasse 1 Masters

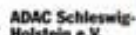
Tensfeld 1,850 Km

1. Race

19.07.2015 13:55

Race (30:00 and 2 Laps) started at 13:57:17

Competitors	Laps																		
		1	2	3	4	5	6	7	8	9	10	11	12	13	14	15	16	17	18
Dennis Ullrich (149)	1	149	149	259	259	259	259	259	259	259	259	259	259	259	259	259	259	259	259
Angus Heidecke (156)	2	156	259	149	149	156	156	156	156	91	91	22	22	22	22	22	22	22	22
Glenn Coldenhoff (259)	3	259	156	156	156	149	149	149	149	149	22	91	91	91	91	91	91	91	91
Christian Brockel (71)	4	71	71	71	71	71	71	91	91	91	156	149	149	149	149	149	149	149	149
Jeremy Delince (926)	5	926	926	926	926	926	91	71	61	61	22	156	156	156	156	156	156	156	156
Filip Neugebauer (134)	6	134	91	91	91	91	926	61	71	71	61	61	61	61	61	61	61	61	61
Jeremy Seewer (91)	7	91	134	61	61	61	61	926	926	22	926	926	926	926	926	926	926	926	926
Hannes Volber (122)	8	122	61	22	22	134	5	5	22	926	134	134	134	134	134	134	134	134	134
Thomas Kjer Olsen (61)	9	61	22	134	134	5	134	134	134	163	29	29	29	29	29	29	29	29	29
Henry Jacobi (29)	10	29	29	29	29	29	163	163	163	134	163	163	163	163	163	163	163	163	163
Jaromir Romancik (193)	11	193	249	5	5	163	29	22	29	29	249	249	249	249	249	249	249	249	249
Boris Maillard (727)	12	727	5	163	163	249	22	29	249	249	144	144	144	766	766	766	766	766	766
Nikolaj Larsen (249)	13	249	163	249	249	22	249	249	144	144	198	198	198	198	198	727	727	727	152
Kai Haase (810)	14	810	810	810	222	222	122	144	198	198	766	766	766	144	727	198	152	727	
Kevin Strijbos (22)	15	22	193	222	810	122	144	198	122	766	727	727	727	727	152	152	198	26	
Rick Folkers (144)	16	144	122	122	122	198	198	122	810	727	44	152	152	152	44	44	44	198	
Ceriel Klein Kromhof (163)	17	163	198	193	198	144	810	810	727	44	152	44	44	44	26	26	26	44	
Enrico Jache (272)	18	272	222	198	64	810	44	44	766	810	159	159	159	26	75	75	75	75	
Vytautas Bucas (198)	19	198	144	44	144	44	161	727	44	159	810	75	75	75	62	62	62	62	
Rudolf Weschta (37)	20	37	44	64	44	161	159	161	159	152	75	26	26	62	810	810	810	66	
Kevin Wouts (5)	21	5	64	144	161	159	727	159	161	26	26	62	62	159	64	64	66	810	
Sullivan Jaulin (221)	22	221	37	161	727	727	766	766	152	75	62	810	810	810	66	66	64	64	
Ron Noffz (222)	23	222	161	727	159	37	152	152	26	62	193	193	193	193	193	193	193	193	
Micha-Boy de Waal (28)	24	28	727	159	193	766	37	26	75	122	122	64	64	64	159	28	28	28	
Jan Uhlig (44)	25	44	159	37	37	152	26	37	62	193	64	66	66	66	144	159	159	159	
Dominique Thury (64)	26	64	152	152	152	193	62	62	37	37	66	28	28	28	28	144	144	144	
Artem Guryev (555)	27	555	941	766	62	62	75	75	193	64	28	909	909	909	909	316	316		
Tobias Linke (159)	28	159	221	941	766	26	193	193	909	66	909	122	316	316	316	272	272		
Stuart Edmonds (167)	29	167	766	62	941	75	909	909	64	909	316	316	272	272	272	209	209		
Jeffrey Meurs (941)	30	941	62	221	26	64	64	64	66	209	272	272	209	209	209	37			



Int. ADAC MX Masters Tensfeld

Klasse 1 Masters

Tensfeld 1,850 Km

2. Race

19.07.2015 16:35

Race (30:00 and 2 Laps) started at 16:39:53

Pos	No.	Name	FNM	Nat/Hometown	Trademark	Entrant / Team	Laps	Total Tm	Diff	Best Tm	In Lap	Points
1	22	Kevin Strijbos	FMB	BEL/ Balen	SUZUKI	Team Rockstar Energy Suzuki Wc	17	34:37.951		2:03.707	4	25
2	259	Glenn Coldenhoff	KNMV	NED/ CT Heesch	SUZUKI	Team Rockstar Energy Suzuki Eu	17	34:52.729	14.778	2:06.583	5	22
3	71	Christian Brockel	DMSB	GER/ Petershagen	KTM	KTM GST Berlin Racing	17	35:46.071	1:08.120	2:08.883	2	20
4	91	Jeremy Seewer	FMS	SUI/ Bülach	SUZUKI	Team Rockstar Energy Suzuki Eu	17	35:56.060	1:18.109	2:10.157	6	18
5	149	Dennis Ullrich	DMSB	GER/ Wallerfangen	SUZUKI	Team Castrol Power1 Suzuki Mot	17	36:08.744	1:30.793	2:10.538	5	16
6	156	Angus Heidecke	DMSB	GER/ Delitzsch	KTM	KTM Sarholz Racing Team	17	36:22.058	1:44.107	2:10.635	7	15
7	134	Filip Neugebauer	DMSB	CZE/ DIVAKY	KAWASAKI	Monster Energy Kawasaki Elf Tea	17	36:27.730	1:49.779	2:12.477	13	14
8	766	Pascal Rauchenecker	OeAMTC	AUT/ Eitzing	KTM	HSV Ried / COFAIN Racing KTM	17	36:30.367	1:52.416	2:11.842	6	13
9	61	Thomas Kjer Olsen	DMU	DEN/ Sønderborg	KTM	Bodo Schmidt Motorsport	17	36:32.669	1:54.718	2:11.651	5	12
10	163	Ceriel Klein Kromhof	KNMV	NED/ Daarlerveen	KTM	HSF Logistics Motorsport	17	36:35.095	1:57.144	2:12.911	9	11
11	926	Jeremy Delinche	FMB	BEL/ Beaufays	HONDA	KMP Honda Repsol Racing Team	17	36:39.120	2:01.169	2:12.878	5	10
12	64	Dominique Thury	DMSB	GER/ Schneeberg	KAWASAKI	Monster Energy Kawasaki Elf Tea	17	36:43.770	2:05.819	2:13.146	5	9
13	29	Henry Jacobi	DMSB	GER/ Bad Sulza	KTM	KTM Sarholz Racing Team	16	34:51.963	1 Lap	2:13.264	10	8
14	152	Lars van Berkel	KNMV	NED/ Veghel	KAWASAKI	Team HNHF	16	35:02.165	1 Lap	2:15.915	4	7
15	249	Nikolaj Larsen	DMU	DEN/ Naestved	HUSQVARNA	Jimmy Joe Husqvarna	16	35:05.113	1 Lap	2:13.714	4	6
16	75	Peter Irt	AMZS	SLO/ Ljubljana-Polje	HUSQVARNA	Husqvarna Maurer Racing	16	35:09.372	1 Lap	2:14.988	5	5
17	727	Boris Maillard	DMSB	FRA/ GIGNAC	KAWASAKI	Monster Energy Kawasaki Elf Tea	16	35:24.310	1 Lap	2:15.642	5	4
18	198	Vytautas Bucas	LMSF	LTU/ Siauliai	YAMAHA	TEAM Yamaha STC Racing	16	35:34.615	1 Lap	2:15.450	3	3
19	66	Tim Koch	DMSB	GER/ Wormstedt	SUZUKI	stielergruppe.mx Johannes Bikes	16	35:37.927	1 Lap	2:17.734	4	2
20	810	Kai Haase	DMSB	GER/ Gaildorf	SUZUKI		16	35:50.018	1 Lap	2:17.096	5	1
21	159	Tobias Linke	DMSB	GER/ Berlin	KAWASAKI	Monster Energy Kawasaki Elf Tea	16	35:53.420	1 Lap	2:16.018	4	0
22	161	Lars Reuther	DMSB	GER/ Pleidelsheim	KTM	Reuther Motocross	15	34:43.253	2 Laps	2:17.375	3	0
23	909	Lukas Neurauder	OeAMTC	AUT/ Sautens	KTM	COFAIN Racing KTM	15	34:47.996	2 Laps	2:20.478	3	0
24	37	Rudolf Weschta	ACCR	CZE/ Stribro	SUZUKI	-	15	35:15.458	2 Laps	2:19.316	3	0
25	941	Jeffrey Meurs	KNMV	NED/ Heilbronn	SUZUKI	Suzuki Reinecke	15	36:26.697	2 Laps	2:23.439	3	0
26	316	Rasmus Lynggaard	DMU	DEN/ Erslev	YAMAHA		14	35:26.697	3 Laps	2:23.738	3	0

Not classified (75% = 13 Laps)

DNF	28	Micha-Boy de Waal	KNMV	NED/ Wijk en Aalburg	KAWASAKI		15	33:07.764	DNF	2:17.311	6	0
DNF	167	Stuart Edmonds	MCUI	IRL/ Dublin	HONDA	KMP Honda Repsol Racing Team	13	29:02.269	DNF	2:14.873	3	0
DNF	26	Mike Stender	DMSB	GER/ Eutin- Neudorf	SUZUKI	Team DIGA-Proccross	11	24:10.202	DNF	2:18.077	4	0
DNF	221	Sullivan Jaulin	DMSB	FRA/ St Quentin La Polen	SUZUKI	Team Castrol Power1 Suzuki Mot	8	16:52.373	DNF	2:14.554	2	0
DNF	209	Davey Janssen	KNMV	NED/ Gemert	HUSQVARNA	Husqvarna-SKS Racing NL	7	14:52.136	DNF	2:19.250	4	0
DNF	122	Hannes Volber	DMSB	GER/ Gardelegen OT Alg	KTM	KTM GST Berlin Racing	6	12:03.969	DNF	2:16.020	5	0
DNF	44	Jan Uhlig	DMSB	GER/ Lugau	KAWASAKI	-	6	12:10.813	DNF	2:18.373	5	0
DNF	21	Mathias Jörgensen	DMSB	DEN/ Bjerger	SUZUKI	KMP-Honda-Rapsol-Racing-Team	6	12:50.502	DNF	2:20.441	3	0
DNF	36	Michiel Kaschny	DMSB	GER/ Borstel-Hohenrader	KAWASAKI	SH Racing Parts	5	10:35.537	DNF	2:27.729	3	0
DNF	193	Jaromir Romancik	DMSB	CZE/ Liberec	SUZUKI	-	4	7:33.799	DNF	2:18.482	3	0
DNF	144	Rick Folkers	KNMV	NED/ Emmer-Compascuu	SUZUKI	Team Ties Pol Motors-Suzuki	3	5:47.643	DNF	2:22.151	3	0
DNF	5	Kevin Wouts	DMSB	BEL/ HOBOKEN	KTM	FMX4EVER/ G.B.R Team	2	2:44.975	DNF	2:17.993	2	0
DNF	62	Klemen Gercar	AMZS	SLO/ Lukovica	HUSQVARNA	MotoSport Husqvarna	1	29.775	DNF		0	0
DNF	555	Artem Guryev	MFR	RUS/ Belgorod	KTM				DNF		0	0

Announcements

These results are provisional until the conclusion of any judicial and technical matters!

Weather: cloudy 14 degrees, dry track

#259 holeshot

Started: 40 Classified: 26 Not classified: 14

Margin of Victory	Ø km/h	Best Lap Tm	km/h	Best Lap by
14.778	54,486	2:03.707	53,837	22 - Kevin Strijbos

Official Timing www.camp-company.de / www.motorsport-events.se

Orbits

Timekeeping Steffen Kirchhof:

S. Willig

Clerk of the course Holger Möller:

www.mylaps.com

Jury President Olaf Noack:

Reg. Nr MX 28/15

Licensed to: Camp Company

Printed: 19.07.2015 17:17:16

posted at:

h



ADAC Schleswig-Holstein e.V.



Int. ADAC MX Masters Tensfeld

Klasse 1 Masters

Tensfeld 1,850 Km

2. Race

19.07.2015 16:35

Race (30:00 and 2 Laps) started at 16:39:53

Lap	Time of Day	Lap Tm	S1 Tm	S2 Tm	Lap	Time of Day	Lap Tm	S1 Tm	S2 Tm
(22) Kevin Strijbos					8	16:55:53.920	2:11.074	1:04.481	1:06.593
1	16:40:17.808				9	16:58:04.516	2:10.596	1:04.118	1:06.478
2	16:42:25.830	2:08.022	1:04.145	1:03.877	10	17:00:18.608	2:14.092	1:07.401	1:06.691
3	16:44:29.830	2:04.000	1:01.113	1:02.887	11	17:02:28.846	2:10.238	1:03.835	1:06.403
4	16:46:33.537	2:03.707	1:01.311	1:02.396	12	17:04:39.599	2:10.753	1:03.735	1:07.018
5	16:48:37.389	2:03.852	1:00.448	1:03.404	13	17:06:50.483	2:10.884	1:03.686	1:07.198
6	16:50:43.096	2:05.707	1:02.903	1:02.804	14	17:09:02.458	2:11.975	1:05.003	1:06.972
7	16:52:49.414	2:06.318	1:02.638	1:03.680	15	17:11:15.073	2:12.615	1:05.109	1:07.506
8	16:54:56.397	2:06.983	1:02.687	1:04.296	16	17:13:29.369	2:14.296	1:05.532	1:08.764
9	16:57:04.071	2:07.674	1:02.962	1:04.712	17	17:15:49.269	2:19.900	1:08.251	1:11.649
10	16:59:11.674	2:07.603	1:03.843	1:03.760	(149) Dennis Ullrich				
11	17:01:19.760	2:08.086	1:02.829	1:05.257	1	16:40:15.802			
12	17:03:27.210	2:07.450	1:03.564	1:03.886	2	16:42:28.567	2:12.765	1:05.327	1:07.438
13	17:05:35.992	2:08.782	1:03.670	1:05.112	3	16:44:41.042	2:12.475	1:05.248	1:07.227
14	17:07:45.460	2:09.468	1:03.464	1:06.004	4	16:46:53.880	2:12.838	1:06.201	1:06.637
15	17:09:55.914	2:10.454	1:04.903	1:05.551	5	16:49:04.418	2:10.538	1:04.778	1:05.760
16	17:12:09.315	2:13.401	1:05.355	1:08.046	6	16:51:17.346	2:12.928	1:06.294	1:06.634
17	17:14:31.160	2:21.845	1:08.171	1:13.674	7	16:53:28.397	2:11.051	1:04.601	1:06.450
(259) Glenn Coldenhoff					8	16:55:40.921	2:12.524	1:05.263	1:07.261
1	16:40:15.019				9	16:57:55.431	2:14.510	1:06.115	1:08.395
2	16:42:21.615	2:06.596	1:01.909	1:04.687	10	17:00:10.121	2:14.690	1:07.868	1:06.822
3	16:44:29.004	2:07.389	1:02.551	1:04.838	11	17:02:22.993	2:12.872	1:06.064	1:06.808
4	16:46:35.920	2:06.916	1:01.605	1:05.311	12	17:04:34.819	2:11.826	1:05.680	1:06.146
5	16:48:42.503	2:06.583	1:01.600	1:04.983	13	17:06:47.808	2:12.989	1:05.567	1:07.422
6	16:50:49.278	2:06.775	1:02.285	1:04.490	14	17:09:01.454	2:13.646	1:05.656	1:07.990
7	16:52:56.737	2:07.459	1:02.428	1:05.031	15	17:11:18.656	2:17.202	1:07.644	1:09.558
8	16:55:05.778	2:09.041	1:03.280	1:05.761	16	17:13:37.913	2:19.257	1:09.553	1:09.704
9	16:57:14.237	2:08.459	1:03.274	1:05.185	17	17:16:01.953	2:24.040	1:11.320	1:12.720
10	16:59:21.247	2:07.010	1:02.692	1:04.318	(156) Angus Heidecke				
11	17:01:31.840	2:10.593	1:03.181	1:07.412	1	16:40:16.595			
12	17:03:43.177	2:11.337	1:04.902	1:06.435	2	16:42:27.724	2:11.129	1:04.793	1:06.336
13	17:05:54.814	2:11.637	1:04.473	1:07.164	3	16:44:40.268	2:12.544	1:04.342	1:08.202
14	17:08:05.110	2:10.296	1:03.928	1:06.368	4	16:46:52.348	2:12.080	1:05.551	1:06.529
15	17:10:17.328	2:12.218	1:04.581	1:07.637	5	16:49:03.418	2:11.070	1:04.568	1:06.502
16	17:12:31.675	2:14.347	1:06.024	1:08.323	6	16:51:16.111	2:12.693	1:06.348	1:06.345
17	17:14:45.938	2:14.263	1:05.767	1:08.496	7	16:53:26.746	2:10.635	1:04.787	1:05.848
(71) Christian Brockel					8	16:55:38.099	2:11.353	1:04.413	1:06.940
1	16:40:16.029				9	16:57:51.131	2:13.032	1:05.211	1:07.821
2	16:42:24.912	2:08.883	1:03.468	1:05.415	10	17:00:04.542	2:13.411	1:06.129	1:07.282
3	16:44:35.131	2:10.219	1:05.127	1:05.092	11	17:02:18.454	2:13.912	1:06.938	1:06.974
4	16:46:45.310	2:10.179	1:04.238	1:05.941	12	17:04:32.622	2:14.168	1:07.090	1:07.078
5	16:48:57.105	2:11.795	1:05.479	1:06.316	13	17:06:56.139	2:23.517	1:04.885	1:18.632
6	16:51:08.037	2:10.932	1:05.233	1:05.699	14	17:09:14.471	2:18.332	1:09.455	1:08.877
7	16:53:18.073	2:10.036	1:05.117	1:04.919	15	17:11:35.183	2:20.712	1:09.408	1:11.304
8	16:55:28.080	2:10.007	1:04.445	1:05.562	16	17:13:53.898	2:18.715	1:09.810	1:08.905
9	16:57:40.276	2:12.196	1:05.783	1:06.413	17	17:16:15.267	2:21.369	1:08.664	1:12.705
10	16:59:50.821	2:10.545	1:04.347	1:06.198	(134) Filip Neugebauer				
11	17:02:04.254	2:13.433	1:06.643	1:06.790	1	16:40:17.795			
12	17:04:18.282	2:14.028	1:06.119	1:07.909	2	16:42:34.244	2:16.449	1:08.624	1:07.825
13	17:06:33.981	2:15.699	1:08.468	1:07.231	3	16:44:47.740	2:13.496	1:06.984	1:06.512
14	17:08:49.908	2:15.927	1:07.157	1:08.770	4	16:47:01.987	2:14.247	1:05.934	1:08.313
15	17:11:03.617	2:13.709	1:06.420	1:07.289	5	16:49:14.595	2:12.608	1:05.276	1:07.332
16	17:13:19.100	2:15.483	1:06.745	1:08.738	6	16:51:28.586	2:13.991	1:06.591	1:07.400
17	17:15:39.280	2:20.180	1:08.496	1:11.684	7	16:53:41.458	2:12.872	1:05.457	1:07.415
(91) Jeremy Seewer					8	16:55:55.033	2:13.575	1:05.130	1:08.445
1	16:40:25.523				9	16:58:14.005	2:18.972	1:05.081	1:13.891
2	16:42:43.756	2:18.233	1:09.930	1:08.303	10	17:00:32.199	2:18.194	1:10.171	1:08.023
3	16:44:55.682	2:11.926	1:04.400	1:07.526	11	17:02:46.420	2:14.221	1:05.717	1:08.504
4	16:47:08.693	2:13.011	1:05.890	1:07.121	12	17:04:59.611	2:13.191	1:05.650	1:07.541
5	16:49:20.867	2:12.174	1:04.320	1:07.854	13	17:07:12.088	2:12.477	1:04.881	1:07.596
6	16:51:31.024	2:10.157	1:04.083	1:06.074	14	17:09:27.884	2:15.796	1:05.659	1:10.137
7	16:53:42.846	2:11.822	1:05.478	1:06.344	15	17:11:44.200	2:16.316	1:07.086	1:09.230
					16	17:14:01.298	2:17.098	1:06.921	1:10.177

Official Timing www.camp-company.de / www.motorsport-events.se

Orbits

Timekeeping Steffen Kirchhof:

Clerk of the course Holger Möller:

Jury President Olaf Noack:

Reg. Nr MX 28/15

Printed: 19.07.2015 17:17:31

posted at:

h

www.mylaps.com

Licensed to: Camp Company

Page 1/5



ADAC Schleswig-Holstein e.V.



Int. ADAC MX Masters Tensfeld

Klasse 1 Masters

Tensfeld 1,850 Km

2. Race

19.07.2015 16:35

Race (30:00 and 2 Laps) started at 16:39:53

Lap	Time of Day	Lap Tm	S1 Tm	S2 Tm	Lap	Time of Day	Lap Tm	S1 Tm	S2 Tm
17	17:16:20.939	2:19.641	1:07.889	1:11.752	7	16:53:50.231	2:17.119	1:07.499	1:09.620
(766) Pascal Rauchenecker					8	16:56:04.465	2:14.234	1:06.597	1:07.637
1	16:40:18.684				9	16:58:19.371	2:14.906	1:07.212	1:07.694
2	16:42:36.341	2:17.657	1:09.880	1:07.777	10	17:00:35.734	2:16.363	1:08.438	1:07.925
3	16:44:52.686	2:16.345	1:06.576	1:09.769	11	17:02:51.474	2:15.740	1:07.976	1:07.764
4	16:47:09.082	2:16.396	1:07.480	1:08.916	12	17:05:07.849	2:16.375	1:08.149	1:08.226
5	16:49:22.869	2:13.787	1:05.764	1:08.023	13	17:07:23.849	2:16.000	1:07.346	1:08.654
6	16:51:34.711	2:11.842	1:05.474	1:06.368	14	17:09:41.335	2:17.486	1:08.269	1:09.217
7	16:53:49.474	2:14.763	1:06.359	1:08.404	15	17:11:57.456	2:16.121	1:07.370	1:08.751
8	16:56:03.330	2:13.856	1:05.718	1:08.138	16	17:14:15.427	2:17.971	1:09.192	1:08.779
9	16:58:17.058	2:13.728	1:05.479	1:08.249	17	17:16:32.329	2:16.902	1:06.418	1:10.484
10	17:00:33.749	2:16.691	1:09.104	1:07.587	(64) Dominique Thury				
11	17:02:48.457	2:14.708	1:07.070	1:07.638	1	16:40:17.595			
12	17:05:02.044	2:13.587	1:05.895	1:07.692	2	16:42:32.457	2:14.862	1:07.632	1:07.230
13	17:07:16.961	2:14.917	1:05.383	1:09.534	3	16:44:46.251	2:13.794	1:06.807	1:06.987
14	17:09:32.652	2:15.691	1:06.855	1:08.836	4	16:47:00.370	2:14.119	1:07.026	1:07.093
15	17:11:48.656	2:16.004	1:05.975	1:10.029	5	16:49:13.516	2:13.146	1:06.073	1:07.073
16	17:14:05.321	2:16.665	1:06.752	1:09.913	6	16:51:27.839	2:14.323	1:07.153	1:07.170
17	17:16:23.576	2:18.255	1:06.874	1:11.381	7	16:53:44.650	2:16.811	1:09.819	1:06.992
(61) Thomas Kjer Olsen					8	16:55:59.139	2:14.489	1:07.159	1:07.330
1	16:40:19.188				9	16:58:15.082	2:15.943	1:06.804	1:09.139
2	16:42:37.027	2:17.839	1:08.328	1:09.511	10	17:00:34.848	2:19.766	1:10.503	1:09.263
3	16:44:50.127	2:13.100	1:05.331	1:07.769	11	17:02:50.365	2:15.517	1:07.706	1:07.811
4	16:47:04.915	2:14.788	1:06.104	1:08.684	12	17:05:05.292	2:14.927	1:06.512	1:08.415
5	16:49:16.566	2:11.651	1:05.424	1:06.227	13	17:07:22.812	2:17.520	1:08.598	1:08.922
6	16:51:30.276	2:13.710	1:06.123	1:07.587	14	17:09:39.797	2:16.985	1:07.662	1:09.323
7	16:53:45.857	2:15.581	1:07.816	1:07.765	15	17:11:56.331	2:16.534	1:07.764	1:08.770
8	16:56:00.793	2:14.936	1:07.353	1:07.583	16	17:14:14.072	2:17.741	1:09.286	1:08.455
9	16:58:15.741	2:14.948	1:07.009	1:07.939	17	17:16:36.979	2:22.907	1:09.830	1:13.077
10	17:00:33.396	2:17.655	1:10.074	1:07.581	(29) Henry Jacobi				
11	17:02:49.706	2:16.310	1:08.396	1:07.914	1	16:40:22.019			
12	17:05:03.771	2:14.065	1:06.068	1:07.997	2	16:42:41.546	2:19.527	1:09.861	1:09.666
13	17:07:18.042	2:14.271	1:06.208	1:08.063	3	16:44:54.959	2:13.413	1:05.690	1:07.723
14	17:09:34.822	2:16.780	1:08.411	1:08.369	4	16:47:14.540	2:19.581	1:09.167	1:10.414
15	17:11:50.302	2:15.480	1:06.746	1:08.734	5	16:49:30.097	2:15.557	1:08.066	1:07.491
16	17:14:08.282	2:17.980	1:08.396	1:09.584	6	16:51:46.079	2:15.982	1:06.723	1:09.259
17	17:16:25.878	2:17.596	1:07.124	1:10.472	7	16:54:02.199	2:16.120	1:06.992	1:09.128
(163) Cerial Klein Kromhof					8	16:56:19.915	2:17.716	1:07.788	1:09.928
1	16:40:19.983				9	16:58:36.962	2:17.047	1:08.690	1:08.357
2	16:42:38.604	2:18.621	1:10.593	1:08.028	10	17:00:50.226	2:13.264	1:07.078	1:06.186
3	16:44:52.601	2:13.997	1:06.517	1:07.480	11	17:03:05.508	2:15.282	1:07.463	1:07.819
4	16:47:13.454	2:20.853	1:04.994	1:15.859	12	17:05:23.409	2:17.901	1:08.850	1:09.051
5	16:49:26.957	2:13.503	1:06.195	1:07.308	13	17:07:41.008	2:17.599	1:08.864	1:08.735
6	16:51:41.279	2:14.322	1:06.398	1:07.924	14	17:09:59.238	2:18.230	1:08.431	1:09.799
7	16:53:56.718	2:15.439	1:06.249	1:09.190	15	17:12:20.405	2:21.167	1:10.198	1:10.969
8	16:56:10.017	2:13.299	1:05.429	1:07.870	16	17:14:45.172	2:24.767	1:13.266	1:11.501
9	16:58:22.928	2:12.911	1:04.807	1:08.104	(152) Lars van Berkel				
10	17:00:38.751	2:15.823	1:07.868	1:07.955	1	16:40:22.979			
11	17:02:53.099	2:14.348	1:05.792	1:08.556	2	16:42:46.193	2:23.214	1:13.028	1:10.186
12	17:05:06.733	2:13.634	1:05.475	1:08.159	3	16:45:05.706	2:19.513	1:07.760	1:11.753
13	17:07:21.168	2:14.435	1:06.096	1:08.339	4	16:47:21.621	2:15.915	1:06.435	1:09.480
14	17:09:37.609	2:16.441	1:08.387	1:08.054	5	16:49:38.682	2:17.061	1:08.128	1:08.933
15	17:11:54.453	2:16.844	1:07.201	1:09.643	6	16:51:58.906	2:20.224	1:10.339	1:09.885
16	17:14:10.644	2:16.191	1:06.224	1:09.967	7	16:54:16.909	2:18.003	1:08.199	1:09.804
17	17:16:28.304	2:17.660	1:07.407	1:10.253	8	16:56:35.349	2:18.440	1:08.478	1:09.962
(926) Jeremy Delince					9	16:58:51.582	2:16.233	1:08.445	1:07.788
1	16:40:18.368				10	17:01:08.213	2:16.631	1:07.530	1:09.101
2	16:42:35.326	2:16.958	1:08.874	1:08.084	11	17:03:25.135	2:16.922	1:08.075	1:08.847
3	16:44:50.225	2:14.899	1:06.648	1:08.251	12	17:05:43.398	2:18.263	1:08.651	1:09.612
4	16:47:06.164	2:15.939	1:06.948	1:08.991	13	17:08:00.014	2:16.616	1:07.705	1:08.911
5	16:49:19.042	2:12.878	1:06.058	1:06.820	14	17:10:19.263	2:19.249	1:08.178	1:11.071
6	16:51:33.112	2:14.070	1:06.913	1:07.157	15	17:12:37.016	2:17.753	1:08.287	1:09.466
					16	17:14:55.374	2:18.358	1:06.920	1:11.438

Official Timing www.camp-company.de / www.motorsport-events.se

Orbits

Timekeeping Steffen Kirchhof:

Clerk of the course Holger Möller:

Jury President Olaf Noack:

Reg. Nr MX 28/15

Printed: 19.07.2015 17:17:31

posted at:

h

www.mylaps.com

Licensed to: Camp Company

Page 2/5



ADAC Schleswig-Holstein e.V.



Int. ADAC MX Masters Tensfeld

Klasse 1 Masters

Tensfeld 1,850 Km

2. Race

19.07.2015 16:35

Race (30:00 and 2 Laps) started at 16:39:53

Lap	Time of Day	Lap Tm	S1 Tm	S2 Tm
(249) Nikolaj Larsen				
1	16:40:18.840			
2	16:42:33.248	2:14.408	1:06.698	1:07.710
3	16:44:49.159	2:15.911	1:07.277	1:08.634
4	16:47:02.873	2:13.714	1:06.002	1:07.712
5	16:49:17.963	2:15.090	1:06.501	1:08.589
6	16:51:32.317	2:14.354	1:06.326	1:08.028
7	16:53:48.831	2:16.514	1:07.635	1:08.879
8	16:56:06.653	2:17.822	1:09.434	1:08.388
9	16:58:26.139	2:19.486	1:09.067	1:10.419
10	17:00:44.088	2:17.949	1:08.032	1:09.917
11	17:03:03.256	2:19.168	1:09.171	1:09.997
12	17:05:22.005	2:18.749	1:07.766	1:10.983
13	17:07:43.040	2:21.035	1:08.399	1:12.636
14	17:10:06.017	2:22.977	1:10.751	1:12.226
15	17:12:32.063	2:26.046	1:10.990	1:15.056
16	17:14:58.322	2:26.259	1:10.843	1:15.416

Lap	Time of Day	Lap Tm	S1 Tm	S2 Tm
(75) Peter Irt				
1	16:40:22.525			
2	16:42:43.250	2:20.725	1:12.233	1:08.492
3	16:44:58.544	2:15.294	1:08.180	1:07.114
4	16:47:14.352	2:15.808	1:06.529	1:09.279
5	16:49:29.340	2:14.988	1:06.639	1:08.349
6	16:51:45.005	2:15.665	1:06.449	1:09.216
7	16:54:01.848	2:16.843	1:07.035	1:09.808
8	16:56:19.481	2:17.633	1:07.838	1:09.795
9	16:58:38.030	2:18.549	1:08.168	1:10.381
10	17:00:56.353	2:18.323	1:08.672	1:09.651
11	17:03:16.395	2:20.042	1:10.543	1:09.499
12	17:05:34.995	2:18.600	1:09.457	1:09.143
13	17:07:56.365	2:21.370	1:11.231	1:10.139
14	17:10:16.617	2:20.252	1:10.405	1:09.847
15	17:12:38.209	2:21.592	1:10.367	1:11.225
16	17:15:02.581	2:24.372	1:11.660	1:12.712

Lap	Time of Day	Lap Tm	S1 Tm	S2 Tm
(727) Boris Maillard				
1	16:40:19.567			
2	16:42:37.311	2:17.744	1:08.815	1:08.929
3	16:44:54.344	2:17.033	1:07.757	1:09.276
4	16:47:10.566	2:16.222	1:06.964	1:09.258
5	16:49:26.208	2:15.642	1:07.099	1:08.543
6	16:51:43.450	2:17.242	1:08.375	1:08.867
7	16:53:59.990	2:16.540	1:07.513	1:09.027
8	16:56:17.333	2:17.343	1:08.138	1:09.205
9	16:58:34.747	2:17.414	1:08.051	1:09.363
10	17:00:55.115	2:20.368	1:10.699	1:09.669
11	17:03:13.812	2:18.697	1:09.159	1:09.538
12	17:05:32.473	2:18.661	1:08.574	1:10.087
13	17:07:53.224	2:20.751	1:11.099	1:09.652
14	17:10:18.751	2:25.527	1:12.207	1:13.320
15	17:12:45.260	2:26.509	1:11.950	1:14.559
16	17:15:17.519	2:32.259	1:16.165	1:16.094

Lap	Time of Day	Lap Tm	S1 Tm	S2 Tm
(198) Vytautas Bucas				
1	16:40:21.114			
2	16:42:39.794	2:18.680	1:10.256	1:08.424
3	16:44:55.244	2:15.450	1:06.629	1:08.821
4	16:47:11.833	2:16.589	1:08.019	1:08.570
5	16:49:28.383	2:16.550	1:07.469	1:09.081
6	16:51:43.961	2:15.578	1:06.857	1:08.721
7	16:54:13.411	2:29.450	1:08.484	1:20.966
8	16:56:31.586	2:18.175	1:08.458	1:09.717
9	16:58:51.825	2:20.239	1:10.492	1:09.747
10	17:01:12.365	2:20.540	1:10.446	1:10.094

Lap	Time of Day	Lap Tm	S1 Tm	S2 Tm
11	17:03:31.471	2:19.106	1:07.920	1:11.186
12	17:05:53.810	2:22.339	1:10.395	1:11.944
13	17:08:16.906	2:23.096	1:12.829	1:10.267
14	17:10:43.766	2:26.860	1:14.451	1:12.409
15	17:13:04.670	2:20.904	1:09.670	1:11.234
16	17:15:27.824	2:23.154	1:08.205	1:14.949

Lap	Time of Day	Lap Tm	S1 Tm	S2 Tm
(66) Tim Koch				
1	16:40:22.613			
2	16:42:45.326	2:22.713	1:12.424	1:10.289
3	16:45:05.944	2:20.618	1:09.565	1:11.053
4	16:47:23.678	2:17.734	1:08.588	1:09.146
5	16:49:41.442	2:17.764	1:08.059	1:09.705
6	16:51:59.713	2:18.271	1:08.123	1:10.148
7	16:54:20.521	2:20.808	1:10.973	1:09.835
8	16:56:39.507	2:18.986	1:08.976	1:10.010
9	16:58:58.637	2:19.130	1:08.898	1:10.232
10	17:01:17.940	2:19.303	1:08.489	1:10.814
11	17:03:39.689	2:21.749	1:10.691	1:11.058
12	17:06:02.006	2:22.317	1:11.511	1:10.806
13	17:08:20.778	2:18.772	1:08.970	1:09.802
14	17:10:44.346	2:23.568	1:10.912	1:12.656
15	17:13:05.231	2:20.885	1:09.310	1:11.575
16	17:15:31.136	2:25.905	1:10.975	1:14.930

Lap	Time of Day	Lap Tm	S1 Tm	S2 Tm
(810) Kai Haase				
1	16:40:20.477			
2	16:42:41.811	2:21.334	1:10.070	1:11.264
3	16:45:05.447	2:23.636	1:09.597	1:14.039
4	16:47:22.876	2:17.429	1:08.522	1:08.907
5	16:49:39.972	2:17.096	1:08.262	1:08.834
6	16:51:57.965	2:17.993	1:06.588	1:11.405
7	16:54:16.017	2:18.052	1:07.649	1:10.403
8	16:56:37.130	2:21.113	1:10.587	1:10.526
9	16:59:00.880	2:23.750	1:10.560	1:13.190
10	17:01:22.498	2:21.618	1:09.210	1:12.408
11	17:03:47.001	2:24.503	1:13.462	1:11.041
12	17:06:09.158	2:22.157	1:11.028	1:11.129
13	17:08:29.897	2:20.739	1:09.264	1:11.475
14	17:10:56.253	2:26.356	1:11.669	1:14.687
15	17:13:17.509	2:21.256	1:08.873	1:12.383
16	17:15:43.227	2:25.718	1:10.822	1:14.896

Lap	Time of Day	Lap Tm	S1 Tm	S2 Tm
(159) Tobias Linke				
1	16:40:21.671			
2	16:42:44.873	2:23.202	1:11.924	1:11.278
3	16:45:04.498	2:19.625	1:08.660	1:10.965
4	16:47:20.516	2:16.018	1:07.340	1:08.678
5	16:49:36.555	2:16.039	1:06.737	1:09.302
6	16:51:54.214	2:17.659	1:08.435	1:09.224
7	16:54:14.502	2:20.288	1:09.601	1:10.687
8	16:56:44.575	2:30.073	1:09.476	1:20.597
9	16:59:03.459	2:18.884	1:08.564	1:10.320
10	17:01:24.393	2:20.934	1:10.049	1:10.885
11	17:03:46.349	2:21.956	1:09.151	1:12.805
12	17:06:06.829	2:20.480	1:09.887	1:10.593
13	17:08:31.039	2:24.210	1:11.217	1:12.993
14	17:10:52.885	2:21.846	1:11.703	1:10.143
15	17:13:17.324	2:24.439	1:12.090	1:12.349
16	17:15:46.629	2:29.305	1:15.333	1:13.972

Lap	Time of Day	Lap Tm	S1 Tm	S2 Tm
(161) Lars Reuther				
1	16:40:26.213			
2	16:42:53.111	2:26.898	1:15.671	1:11.227
3	16:45:10.486	2:17.375	1:08.699	1:08.676
4	16:47:28.507	2:18.021	1:08.926	1:09.095

Timekeeping Steffen Kirchhof: *s.will*

Clerk of the course Holger Möller:

Jury President Olaf Noack:

Reg. Nr MX 28/15

www.mylaps.com

Printed: 19.07.2015 17:17:31

posted at: h

Licensed to: Camp Company



ADAC Schleswig-Holstein e.V.



Int. ADAC MX Masters Tensfeld

Klasse 1 Masters

Tensfeld 1,850 Km

2. Race

19.07.2015 16:35

Race (30:00 and 2 Laps) started at 16:39:53

Lap	Time of Day	Lap Tm	S1 Tm	S2 Tm	Lap	Time of Day	Lap Tm	S1 Tm	S2 Tm
5	16:49:50.278	2:21.771	1:09.783	1:11.988	3	16:45:22.097	2:23.738	1:11.574	1:12.164
6	16:52:11.185	2:20.907	1:10.001	1:10.906	4	16:47:47.308	2:25.211	1:11.361	1:13.850
7	16:54:32.813	2:21.628	1:09.868	1:11.760	5	16:50:13.809	2:26.501	1:13.894	1:12.607
8	16:56:55.718	2:22.905	1:11.540	1:11.365	6	16:52:40.978	2:27.169	1:11.983	1:15.186
9	16:59:23.268	2:27.550	1:11.917	1:15.633	7	16:55:10.761	2:29.783	1:15.259	1:14.524
10	17:01:46.378	2:23.110	1:10.833	1:12.277	8	16:57:42.391	2:31.630	1:13.250	1:18.380
11	17:04:11.990	2:25.612	1:12.942	1:12.670	9	17:01:25.094	3:42.703	2:10.831	1:31.872
12	17:06:42.367	2:30.377	1:15.633	1:14.744	10	17:04:07.671	2:42.577	1:24.818	1:17.759
13	17:09:16.975	2:34.608	1:16.606	1:18.002	11	17:06:56.673	2:49.002	1:23.297	1:25.705
14	17:11:54.061	2:37.086	1:17.839	1:19.247	12	17:09:44.339	2:47.666	1:20.694	1:26.972
15	17:14:36.462	2:42.401	1:19.718	1:22.683	13	17:12:37.524	2:53.185	1:28.898	1:24.287
					14	17:15:19.906	2:42.382	1:25.084	1:17.298

(909) Lukas Neurauder

1	16:40:23.781			
2	16:42:52.404	2:28.623	1:17.135	1:11.488
3	16:45:12.882	2:20.478	1:09.147	1:11.331
4	16:47:33.605	2:20.723	1:10.046	1:10.677
5	16:49:55.988	2:22.383	1:12.512	1:09.871
6	16:52:17.390	2:21.402	1:11.645	1:09.757
7	16:54:37.982	2:20.592	1:11.701	1:08.891
8	16:57:00.336	2:22.354	1:11.865	1:10.489
9	16:59:29.456	2:29.120	1:14.488	1:14.632
10	17:01:53.627	2:24.171	1:12.904	1:11.267
11	17:04:21.672	2:28.045	1:13.072	1:14.973
12	17:06:54.054	2:32.382	1:14.124	1:18.258
13	17:09:24.278	2:30.224	1:16.712	1:13.512
14	17:12:03.580	2:39.302	1:22.443	1:16.859
15	17:14:41.205	2:37.625	1:23.217	1:14.408

(28) Micha-Boy de Waal

1	16:40:24.110			
2	16:42:46.880	2:22.770	1:13.580	1:09.190
3	16:45:06.410	2:19.530	1:09.323	1:10.207
4	16:47:25.056	2:18.646	1:09.581	1:09.065
5	16:49:43.042	2:17.986	1:07.777	1:10.209
6	16:52:00.353	2:17.311	1:08.017	1:09.294
7	16:54:19.748	2:19.395	1:08.797	1:10.598
8	16:56:37.617	2:17.869	1:08.609	1:09.260
9	16:58:55.030	2:17.413	1:08.750	1:08.663
10	17:01:13.575	2:18.545	1:08.558	1:09.987
11	17:03:33.698	2:20.123	1:09.290	1:10.833
12	17:05:56.359	2:22.661	1:10.558	1:12.103
13	17:08:14.963	2:18.604	1:08.017	1:10.587
14	17:10:38.204	2:23.241	1:12.808	1:10.433
15	17:13:00.973	2:22.769	1:10.021	1:12.748

(37) Rudolf Weschta

1	16:40:23.282			
2	16:42:50.895	2:27.613	1:15.433	1:12.180
3	16:45:10.211	2:19.316	1:07.974	1:11.342
4	16:47:31.894	2:21.683	1:09.946	1:11.737
5	16:49:54.856	2:22.962	1:10.480	1:12.482
6	16:52:21.006	2:26.150	1:13.828	1:12.322
7	16:54:47.024	2:26.018	1:11.684	1:14.334
8	16:57:13.404	2:26.380	1:12.156	1:14.224
9	16:59:43.464	2:30.060	1:14.774	1:15.286
10	17:02:13.024	2:29.560	1:12.523	1:17.037
11	17:04:45.064	2:32.040	1:17.902	1:14.138
12	17:07:18.189	2:33.125	1:16.326	1:16.799
13	17:09:52.850	2:34.661	1:16.780	1:17.881
14	17:12:29.530	2:36.680	1:18.971	1:17.709
15	17:15:08.667	2:39.137	1:21.412	1:17.725

(167) Stuart Edmonds

1	16:40:20.831			
2	16:42:42.357	2:21.526	1:11.686	1:09.840
3	16:44:57.230	2:14.873	1:07.266	1:07.607
4	16:47:15.306	2:18.076	1:08.886	1:09.190
5	16:49:35.387	2:20.081	1:09.641	1:10.440
6	16:51:56.315	2:20.928	1:09.785	1:11.143
7	16:54:25.328	2:29.013	1:17.019	1:11.994
8	16:56:49.732	2:24.404	1:13.008	1:11.396
9	16:59:14.007	2:24.275	1:11.158	1:13.117
10	17:01:43.080	2:29.073	1:15.292	1:13.781
11	17:04:05.810	2:22.730	1:10.646	1:12.084
12	17:06:29.572	2:23.762	1:11.170	1:12.592
13	17:08:55.478	2:25.906	1:13.704	1:12.202

(941) Jeffrey Meurs

1	16:40:25.157			
2	16:42:56.836	2:31.679	1:16.721	1:14.958
3	16:45:20.275	2:23.439	1:12.375	1:11.064
4	16:47:45.315	2:25.040	1:12.021	1:13.019
5	16:50:10.817	2:25.502	1:13.121	1:12.381
6	16:52:38.352	2:27.535	1:13.454	1:14.081
7	16:55:11.952	2:33.600	1:16.790	1:16.810
8	16:57:42.975	2:31.023	1:14.235	1:16.788
9	17:00:15.590	2:32.615	1:17.498	1:15.117
10	17:02:47.690	2:32.100	1:15.643	1:16.457
11	17:05:26.162	2:38.472	1:19.495	1:18.977
12	17:08:08.507	2:42.345	1:23.162	1:19.183
13	17:10:47.103	2:38.596	1:17.959	1:20.637
14	17:13:28.865	2:41.762	1:20.952	1:20.810
15	17:16:19.906	2:51.041	1:26.894	1:24.147

(26) Mike Stender

1	16:40:23.766			
2	16:42:51.482	2:27.716	1:15.977	1:11.739
3	16:45:11.964	2:20.482	1:09.114	1:11.368
4	16:47:30.041	2:18.077	1:09.460	1:08.617
5	16:49:48.453	2:18.412	1:10.452	1:07.960
6	16:52:06.655	2:18.202	1:09.664	1:09.138
7	16:54:27.480	2:20.825	1:10.352	1:10.473
8	16:56:46.228	2:18.748	1:10.459	1:08.289
9	16:59:06.660	2:20.432	1:09.636	1:10.796
10	17:01:27.115	2:20.455	1:10.146	1:10.309
11	17:04:03.411	2:36.296	1:13.750	1:22.546

(316) Rasmus Lynggaard

1	16:40:25.933			
2	16:42:58.359	2:32.426	1:18.125	1:14.301

(221) Sulivan Jaulin

1	16:40:17.319			
2	16:42:31.873	2:14.554	1:06.974	1:07.580
3	16:44:51.506	2:19.633	1:08.266	1:11.367
4	16:47:14.279	2:22.773	1:12.482	1:10.291
5	16:49:34.445	2:20.166	1:09.710	1:10.456
6	16:51:55.499	2:21.054	1:09.593	1:11.461
7	16:54:18.595	2:23.096	1:09.663	1:13.433

Official Timing www.camp-company.de / www.motorsport-events.se

Orbits

Timekeeping Steffen Kirchhof:

Clerk of the course Holger Möller:

Jury President Olaf Noack:

Reg. Nr MX 28/15

Printed: 19.07.2015 17:17:31

posted at:

h

www.mylaps.com

Licensed to: Camp Company

Page 4/5



ADAC Schleswig-Holstein e.V.



Int. ADAC MX Masters Tensfeld

Klasse 1 Masters**Tensfeld 1,850 Km****2. Race****19.07.2015 16:35****Race (30:00 and 2 Laps) started at 16:39:53**

Lap	Time of Day	Lap Tm	S1 Tm	S2 Tm	Lap	Time of Day	Lap Tm	S1 Tm	S2 Tm
8	16:56:45.582	2:26.987	1:13.147	1:13.840					

(209) Davey Janssen

1	16:40:25.455			
2	16:42:53.857	2:28.402	1:16.135	1:12.267
3	16:45:13.939	2:20.082	1:10.297	1:09.785
4	16:47:33.189	2:19.250	1:10.357	1:08.893
5	16:49:53.861	2:20.672	1:12.032	1:08.640
6	16:52:16.000	2:22.139	1:11.608	1:10.531
7	16:54:45.345	2:29.345	1:14.839	1:14.506

(122) Hannes Volber

1	16:40:19.678			
2	16:42:43.423	2:23.745	1:13.473	1:10.272
3	16:45:04.056	2:20.633	1:09.124	1:11.509
4	16:47:21.328	2:17.272	1:06.591	1:10.681
5	16:49:37.348	2:16.020	1:07.076	1:08.944
6	16:51:57.178	2:19.830	1:08.323	1:11.507

(44) Jan Uhlig

1	16:40:21.129			
2	16:42:45.630	2:24.501	1:13.017	1:11.484
3	16:45:07.316	2:21.686	1:11.103	1:10.583
4	16:47:26.357	2:19.041	1:09.149	1:09.892
5	16:49:44.730	2:18.373	1:08.005	1:10.368
6	16:52:04.022	2:19.292	1:10.032	1:09.260

(21) Mathias Jörgensen

1	16:40:24.153			
2	16:42:54.998	2:30.845	1:20.905	1:09.940
3	16:45:15.439	2:20.441	1:10.663	1:09.778
4	16:47:36.117	2:20.678	1:10.270	1:10.408
5	16:50:00.661	2:24.544	1:13.521	1:11.023
6	16:52:43.711	2:43.050	1:14.999	1:28.051

(36) Michel Kaschny

1	16:40:23.546			
2	16:42:57.122	2:33.576	1:16.938	1:16.638
3	16:45:24.851	2:27.729	1:15.616	1:12.113
4	16:47:55.300	2:30.449	1:16.839	1:13.610
5	16:50:28.746	2:33.446	1:18.983	1:14.463

(193) Jaromir Romancik

1	16:40:22.262			
2	16:42:49.494	2:27.232	1:16.962	1:10.270
3	16:45:07.976	2:18.482	1:08.223	1:10.259
4	16:47:27.008	2:19.032	1:09.475	1:09.557

(144) Rick Folkers

1	16:40:24.773			
2	16:43:18.701	2:53.928	1:42.317	1:11.611
3	16:45:40.852	2:22.151	1:11.061	1:11.090

(5) Kevin Wouts

1	16:40:20.191			
2	16:42:38.184	2:17.993	1:09.358	1:08.635

(62) Klemen Gerca

1	16:40:22.984			
---	--------------	--	--	--

S. Will

Int. ADAC MX Masters Tensfeld

Lapchart

Klasse 1 Masters

Tensfeld 1,850 Km

2. Race

19.07.2015 16:35

Race (30:00 and 2 Laps) started at 16:39:53

Competitors	Laps																	
		1	2	3	4	5	6	7	8	9	10	11	12	13	14	15	16	17
Glenn Coldenhoff (259)	1	259	259	259	22	22	22	22	22	22	22	22	22	22	22	22	22	22
Dennis Ullrich (149)	2	149	71	22	259	259	259	259	259	259	259	259	259	259	259	259	259	259
Christian Brockel (71)	3	71	22	71	71	71	71	71	71	71	71	71	71	71	71	71	71	71
Angus Heidecke (156)	4	156	156	156	156	156	156	156	156	156	156	156	156	149	149	91	91	91
Sullivan Jaulin (221)	5	221	149	149	149	149	149	149	149	149	149	149	149	91	91	149	149	149
Dominique Thury (64)	6	64	221	64	64	64	64	134	91	91	91	91	91	156	156	156	156	156
Filip Neugebauer (134)	7	134	64	134	134	134	134	91	134	134	134	134	134	134	134	134	134	134
Kevin Strijbos (22)	8	22	249	249	249	61	61	64	64	64	61	766	766	766	766	766	766	766
Jeremy Delince (926)	9	926	134	61	61	249	91	61	61	61	766	61	61	61	61	61	61	61
Pascal Rauchenecker (766)	10	766	926	926	926	926	249	249	766	766	64	64	64	163	163	163	163	163
Nikolaj Larsen (249)	11	249	766	221	91	91	926	766	926	926	926	926	163	64	64	64	64	926
Thomas Kjer Olsen (61)	12	61	61	163	766	766	766	926	249	163	163	163	926	926	926	926	926	64
Boris Maillard (727)	13	727	727	766	727	727	163	163	163	249	249	249	249	29	29	29	29	29
Hannes Volber (122)	14	122	5	727	198	163	727	727	727	29	29	29	249	249	249	152		
Ceriel Klein Kromhof (163)	15	163	163	29	163	198	198	75	75	29	727	727	727	727	75	152	249	
Kevin Wouts (5)	16	5	198	198	221	75	75	29	29	75	75	75	75	75	727	75	75	
Kai Haase (810)	17	810	29	91	75	29	29	198	198	152	152	152	152	152	152	727	727	
Stuart Edmonds (167)	18	167	810	167	29	221	159	159	152	198	198	198	198	28	28	28	198	
Vytautas Bucas (198)	19	198	167	75	167	167	221	810	810	28	28	28	28	198	198	198	66	
Jan Uhlig (44)	20	44	75	122	159	159	167	152	28	66	66	66	66	66	66	66	810	
Tobias Linke (159)	21	159	122	159	122	122	221	66	810	810	159	159	810	810	159	159	159	
Henry Jacobi (29)	22	29	91	810	152	152	810	28	159	159	159	810	810	159	810	810		
Jaromir Romancik (193)	23	193	159	152	810	810	152	66	221	26	26	26	167	167	161	161		
Peter Irt (75)	24	75	66	66	66	66	66	167	26	167	167	167	161	161	909	909		
Tim Koch (66)	25	66	44	28	28	28	28	26	167	161	161	161	909	909	37	37		
Lars van Berkel (152)	26	152	152	44	44	44	44	161	161	909	909	909	37	37	941	941		
Klemen Gercar (62)	27	62	28	193	193	26	26	909	909	37	37	37	941	941	316			
Rudolf Weschta (37)	28	37	193	37	161	161	161	209	37	941	941	941	316	316				
Michel Kaschny (36)	29	36	37	161	26	209	209	37	316	316	316							
Mike Stender (26)	30	26	26	26	37	37	909	316	941									



ADAC Schleswig-Holstein e.V.

**ADAC MX MASTERS 2015 Int. ADAC Motocross Tensfeld****MX Masters****Track length: 1.850 m****Eventresults Tensfeld****Date: 17th and 18th of July 2015**

Pos.	No.	Name	Nat./Hometown	Trademark	Entrant / Team	Race 1		Race 2		total
						Points	Pos	Points	Pos	
1	22	Strijbos, Kevin	BEL/ Balen	SUZUKI	Team Rockstar Energy Suzuki World MXGF	22	2	25	1	47
2	259	Coldenhoff, Glenn	NED/ CT Heesch	SUZUKI	Team Rockstar Energy Suzuki Europe	25	1	22	2	47
3	91	Seewer, Jeremy	SUI/ Bülach	SUZUKI	Team Rockstar Energy Suzuki Europe	20	3	18	4	38
4	149	Ullrich, Dennis	GER/ Wallerfangen	SUZUKI	Team Castrol Power1 Suzuki Moto-Base	18	4	16	5	34
5	156	Heidecke, Angus	GER/ Delitzsch	KTM	KTM Sarholz Racing Team	16	5	15	6	31
6	134	Neugebauer, Filip	CZE/ DIVAKY	KAWASAKI	Monster Energy Kawasaki Elf Team Pfeil	13	8	14	7	27
7	61	Olsen, Thomas Kjer	DEN/ Sønderborg	KTM	Bodo Schmidt Motorsport	15	6	12	9	27
8	926	Delince, Jeremy	BEL/ Beaufays	HONDA	KMP Honda Repsol Racing Team	14	7	10	11	24
9	766	Rauchenecker, Pascal	AUT/ Eitzing	KTM	HSV Ried / COFAIN Racing KTM	9	12	13	8	22
10	163	Klein Kromhof, Cerial	NED/ Daarlerveen	KTM	HSF Logistics Motorsport	11	10	11	10	22
11	71	Brockel, Christian	GER/ Petershagen	KTM	KTM GST Berlin Racing	0	DNF	20	3	20
12	29	Jacobi, Henry	GER/ Bad Sulza	KTM	KTM Sarholz Racing Team	12	9	8	13	20
13	249	Larsen, Nikolaj	DEN/ Naestved	HUSQVARNA	Jimmy Joe Husqvarna	10	11	6	15	16
14	152	van Berkel, Lars	NED/ Veghel	KAWASAKI	Team HNHF	8	13	7	14	15
15	727	Maillard, Boris	FRA/ GIGNAC	KAWASAKI	Monster Energy Kawasaki Elf Team Pfeil	7	14	4	17	11
16	64	Thury, Dominique	GER/ Schneeberg	KAWASAKI	Monster Energy Kawasaki Elf Team Pfeil	0	22	9	12	9
17	75	Irt, Peter	SLO/ Ljubljana-Polje	HUSQVARNA	Husqvarna Maurer Racing	3	18	5	16	8
18	198	Bucas, Vytautas	LTU/ Šiauliai	YAMAHA	TEAM Yamaha STC Racing	5	16	3	18	8
19	26	Stender, Mike	GER/ Eutin- Neudor	SUZUKI	Team DIGA-Procross	6	15	0	DNF	6
20	44	Uhlig, Jan	GER/ Lugau	KAWASAKI	-	4	17	0	DNF	4
21	66	Koch, Tim	GER/ Wormstedt	SUZUKI	stielergruppe.mx Johannes Bikes Suzuki	1	20	2	19	3
22	62	Gercar, Klemen	SLO/ Lukovica	HUSQVARNA	MotoSport Husqvarna	2	19	0	DNF	2
23	810	Haase, Kai	GER/ Gaildorf	SUZUKI		0	21	1	20	1
24	159	Linke, Tobias	GER/ Berlin	KAWASAKI	Monster Energy Kawasaki Elf Team Pfeil	0	25	0	21	0
25	161	Reuther, Lars	GER/ Pleidelsheim	KTM	Reuther Motocross	0	DNF	0	22	0
26	909	Neurauter, Lukas	AUT/ Sautens	KTM	COFAIN Racing KTM	0	DNF	0	23	0
27	37	Weschta, Rudolf	CZE/ Stribro	SUZUKI	-	0	30	0	24	0
28	941	Meurs, Jeffrey	NED/ Heilbronn	SUZUKI	Suzuki Reinecke	0	31	0	25	0
29	316	Lynggaard, Rasmus	DEN/ Erslev	YAMAHA		0	27	0	26	0
30	144	Folkers, Rick	NED/ Emmer-Compasuur	SUZUKI	Team Ties Pol Motors-Suzuki	0	26	0	DNF	0
31	193	Romancik, Jaromir	CZE/ Liberec	SUZUKI	-	0	23	0	DNF	0
32	122	Volber, Hannes	GER/ Gardelegen OT Alge	KTM	KTM GST Berlin Racing	0	DNF	0	DNF	0
33	28	de Waal, Micha-Boy	NED/ Wijk en Aalburg	KAWASAKI		0	24	0	DNF	0
34	209	Janssen, Davey	NED/ Gemert	HUSQVARNA	Husqvarna-SKS Racing NL	0	29	0	DNF	0
35	5	Wouts, Kevin	BEL/ HOBOKEN	KTM	FMX4EVER/ G.B.R Team	0	DNF	0	DNF	0
36	555	Guryev, Artem	RUS/ Belgorod	KTM		0	DNF	0	DNF	0
37	221	Jaulin, Sulivan	FRA/ St Quentin La Polene	SUZUKI	Team Castrol Power1 Suzuki Moto-Base	0	DNF	0	DNF	0
38	167	Edmonds, Stuart	IRL/ Dublin	HONDA	KMP Honda Repsol Racing Team	0	DNF	0	DNF	0
39	21	Jørgensen, Mathias	DEN/ Bjerge	SUZUKI	KMP-Honda-Rapsol-Racing-Team	0	x	0	DNF	0
40	36	Kaschny, Michel	GER/ Borstel-Hohenraden	KAWASAKI	SH Racing Parts	0	x	0	DNF	0
41	272	Jache, Enrico	GER/ Kalbe/Milde	KTM	WZ Racing	0	28	0	x	0

Announcements: These results are provisional until the conclusion of any judicial and technical matters

Clerk of the course Holger Möller:

Jury President Olaf Noack:

Timekeeping Steffen Kirchhof:

Posted at: h

Printed: 19.07.2015 17:17

Reg. Nr.: MX 28/15



young generation



24MX

ADAC Schleswig-Holstein e.V.



ADAC MX MASTERS 2015 Int. ADAC Motocross Tensfeld

Constructors

Track length: 1.850 m

Eventresults Tensfeld

Date: 17th and 18th of July 2015

Pos.	Trademark	Race 1		Race 2		total Points
		Points	Pos	Points	Pos	
1	SUZUKI	25	1	25	1	50
2	KTM	16	5	20	3	36
3	KAWASAKI	13	8	14	7	27
4	HONDA	14	7	10	11	24
5	HUSQVARNA	10	11	6	15	16
6	YAMAHA	5	16	3	18	8
7	TM	0	x	0	x	0

Announcements: These results are provisional until the conclusion of any judicial and technical matters

Clerk of the course Holger Möller:

Jury President Olaf Noack:

Timekeeping Steffen Kirchhof:

Posted at: h

Printed: 19.07.2015 17:17

Reg. Nr.: MX 28/15