



ADAC Schleswig-Holstein e.V.



Int. ADAC MX Masters Tensfeld

Klasse 2 Youngster Cup**Tensfeld 1,850 Km****Practice odd numbers****18.07.2015 09:00****Practice (25:00 Time) started at 9:00:56**

Pos	No.	Name	FNM	Nat/Hometown	Trademark	Entrant / Team	Laps	Best Tm	Diff	In Lap	km/h
1	81	Brian Hsu	DMSB	GER/ Cremona	SUZUKI	Team Rockstar Energy Suzuki Europe	9	1:58.481		4	56,212
2	329	Luca Nijenhuis	KNMV	NED/ HEERDE	KAWASAKI	KEMCO Management-CrossXL.nl	9	1:58.589	0.108	9	56,160
3	595	Cedric Grobben	FMB	BEL/Opglabbeek	HUSQVARNA		9	1:59.531	1.050	6	55,718
4	77	Arminas Jasikonis	DMSB	LTU/ Balen	KAWASAKI	Monster Energy Kawasaki Elf Team Pfeil	8	2:00.032	1.551	5	55,485
5	59	Nicholas Adams	ACU	GBR/ London	KTM	GPR Promo MX Team	8	2:00.071	1.590	2	55,467
6	17	Stefan Ekerold	DMSB	GER/ Weiskirchen	KTM	Bodo Schmidt Motorsport	9	2:00.739	2.258	3	55,160
7	113	Joel van Mechelen	KNMV	NED/ Prinsenbeek	KTM	GPR Promo MX Team	9	2:01.248	2.767	2	54,929
8	179	Jaap Corneth	KNMV	NED/ Baarlo	KAWASAKI	-	9	2:01.253	2.772	8	54,926
9	315	Gianluca Ecca	DMSB	GER/ Alpen	SUZUKI	Team Castrol Power1 Suzuki Moto-Base	6	2:01.797	3.316	6	54,681
10	435	Sam Korneliussen	DMU	DEN/ aalborg sv	TM	KK TM Factory racing	8	2:01.849	3.368	6	54,658
11	189	Mika Kordbarlag	DMSB	GER/ Schloß Holte	KAWASAKI	Fastseats Kawasaki	8	2:02.224	3.743	2	54,490
12	831	Tomasz Wysocki	PZM	POL/ Chorzów	KTM	JD 191 KTM Racing Team	10	2:02.666	4.185	4	54,294
13	57	Mathias Plessers	FMB	BEL/ Landen	KTM	DAM Racing	10	2:03.132	4.651	10	54,088
14	969	Emil Jepsen	DMU	DEN/ sonderborg	HONDA	KMP Honda Repsol Racing Team	9	2:03.321	4.840	4	54,005
15	899	Nils Gehrke	DMSB	GER/ Kaltenholzh	SUZUKI	Team AB-Racing by Suzuki Reinecke	9	2:03.728	5.247	7	53,828
16	177	Franziskus Wünsche	DMSB	GER/ Klüden	KTM	KM-Kaczmarek Motorsport	9	2:04.286	5.805	6	53,586
17	347	Johannes Klein	OeAMTC	AUT/ Steyr	KTM	COFAIN Racing Team / KTM Zauner	8	2:04.437	5.956	3	53,521
18	761	Jens Carlier	FMB	BEL/ Tremelo	YAMAHA	-	9	2:04.988	6.507	5	53,285
19	317	Nico Müller	DMSB	GER/ Bruchsal	KAWASAKI	ADAC Pfalz	9	2:05.171	6.690	6	53,207
20	227	Vincent Gallwitz	DMSB	GER/ Rheinberg	YAMAHA	TEAM Yamaha STC Racing	9	2:05.273	6.792	2	53,164
21	283	Lars Griekspoor	KNMV	NED/ Nieuw Venn	KTM	Team Griekspoor	8	2:05.465	6.984	6	53,083
22	505	Maciej Wieckowski	PZM	POL/ Motycz	KAWASAKI	MEFO Sport Racing Team	9	2:05.557	7.076	8	53,044
23	31	Oriol Casas Cervera	RFME	ESP/ Calders	YAMAHA		9	2:06.434	7.953	6	52,676
24	377	Martin Krc	ACCR	CZE/ Šternberk	KTM	SZA-STAV racing team	7	2:07.503	9.022	7	52,234
25	245	Mads Rasmussen	DMU	DEN/ Odder	YAMAHA	TEAM Yamaha STC Racing	9	2:07.580	9.099	3	52,203
26	545	Tom Lange	DMSB	GER/ Gornsdorf	SUZUKI	MSC Lugau	8	2:07.631	9.150	4	52,182
27	133	Robin Sujatta	DMSB	GER/ Rheurdt	SUZUKI	Twenty Suspension Suzuki	9	2:07.691	9.210	8	52,157
28	811	Akos Rozgonyi	MAMS	HUN/ Szeged	MAMS	Husqvarna Maurer Racing	9	2:07.700	9.219	5	52,153
29	297	Joey Rock	DMSB	GER/ Schnelldorf	KTM	Ferrotherm /JWD	8	2:09.189	10.708	6	51,552
30	503	Oliver Kaas	DMSB	GER/ Schwanstett	HONDA	Honda Meyer Racing	8	2:09.351	10.870	3	51,488
31	961	Dario Haker	DMSB	GER/ Grönwohld	KAWASAKI		8	2:09.458	10.977	3	51,445
32	441	Phillip Eggers	DMSB	GER/ Mücke Atzer	KTM	Falcon Motorsports	8	2:09.654	11.173	3	51,367
33	491	Paul Haberland	DMSB	GER/ Großvargula	SUZUKI	stielerguppe.mx Johannes Bikes Suzuki,	9	2:11.052	12.571	8	50,820
34	499	Yannick Wolff	DMSB	GER/ Leverkusen	HUSQVARNA	-	8	2:15.258	16.777	2	49,239
35	111	Niclas Flemmerer	DMSB	GER/ Berching	KTM	KTM Kosak Racing Team / ADAC Team N	7	2:15.292	16.811	3	49,227
36	907	Dennis Wolff	DMSB	GER/ Leverkusen	HUSQVARNA	-				0	-

Announcements

Weather: cloudy 19 degrees, dry track

Official Timing www.camp-company.de / www.motorsport-events.se

Orbits

Timekeeping Steffen Kirchhof:

Clerk of the course Holger Möller:

Jury President Olaf Noack:

Reg. Nr MX 28/15

www.mylaps.com

Printed: 18.07.2015 09:29:18

posted at:

h

Licensed to: Camp Company



ADAC Schleswig-Holstein e.V.



Int. ADAC MX Masters Tensfeld

Klasse 2 Youngster Cup

Tensfeld 1,850 Km

Practice odd numbers

18.07.2015 09:00

Practice (25:00 Time) started at 9:00:56

Lap	Time of Day	Lap Tm	S1 Tm	S2 Tm	Lap	Time of Day	Lap Tm	S1 Tm	S2 Tm
(81) Brian Hsu					1	9:07:51.064	2:02.393		
1	9:08:34.423	2:09.244			2	9:09:52.312	2:01.248		
2	9:10:33.757	1:59.334			3	9:11:54.899	2:02.587		
3	9:12:34.670	2:00.913			4	9:13:58.096	2:03.197		
4	9:14:33.151	1:58.481			5	9:16:20.994	2:22.898		
5	9:18:23.992	3:50.841			6	9:18:22.486	2:01.492		
6	9:20:36.311	2:12.319			7	9:22:00.340	3:37.854		
7	9:22:36.170	1:59.859			8	9:24:16.273	2:15.933		
8	9:24:50.463	2:14.293			9	9:26:19.810	2:03.537		
9	9:27:19.010	2:28.547			(179) Jaap Corneth				
(329) Luca Nijenhuis					1	9:09:14.487	2:27.406		
1	9:09:38.646	2:21.552			2	9:11:27.441	2:12.954		
2	9:11:48.337	2:09.691			3	9:13:32.630	2:05.189		
3	9:13:47.316	1:58.979			4	9:15:56.493	2:23.863		
4	9:16:15.382	2:28.066			5	9:18:00.221	2:03.728		
5	9:18:15.159	1:59.777			6	9:20:02.118	2:01.897		
6	9:20:45.030	2:29.871			7	9:22:26.927	2:24.809		
7	9:22:43.661	1:58.631			8	9:24:28.180	2:01.253		
8	9:25:14.196	2:30.535			9	9:26:30.796	2:02.616		
9	9:27:12.785	1:58.589			(315) Gianluca Ecca				
(595) Cedric Grobben					1	9:08:59.425	2:31.820		
1	9:09:28.901	2:25.503			2	9:11:11.156	2:11.731		
2	9:11:29.908	2:01.007			3	9:13:15.901	2:04.745		
3	9:13:35.360	2:05.452			4	9:15:32.420	2:16.519		
4	9:15:35.022	1:59.662			5	9:17:44.840	2:12.420		
5	9:18:50.448	3:15.426			6	9:19:46.637	2:01.797		
6	9:20:49.979	1:59.531			(435) Sam Korneliussen				
7	9:23:06.054	2:16.075			1	9:08:44.783	2:14.832		
8	9:25:07.468	2:01.414			2	9:10:48.630	2:03.847		
9	9:27:09.029	2:01.561			3	9:12:53.164	2:04.534		
(77) Arminas Jasikonis					4	9:14:57.821	2:04.657		
1	9:09:32.765	2:23.512			5	9:18:44.777	3:46.956		
2	9:11:42.008	2:09.243			6	9:20:46.626	2:01.849		
3	9:13:43.762	2:01.754			7	9:22:48.626	2:02.000		
4	9:16:06.275	2:22.513			8	9:26:54.790	4:06.164		
5	9:18:06.307	2:00.032			(189) Mika Kordbarlag				
6	9:22:23.747	4:17.440			1	9:08:38.285	2:10.055		
7	9:24:24.422	2:00.675			2	9:10:40.509	2:02.224		
8	9:26:24.669	2:00.247			3	9:12:51.462	2:10.953		
(59) Nicholas Adams					4	9:14:55.256	2:03.794		
1	9:08:50.470	2:15.685			5	9:17:17.157	2:21.901		
2	9:10:50.541	2:00.071			6	9:19:19.698	2:02.541		
3	9:13:06.736	2:16.195			7	9:21:38.210	2:18.512		
4	9:15:07.489	2:00.753			8	9:23:58.734	2:20.524		
5	9:17:26.149	2:18.660			(831) Tomasz Wysocki				
6	9:20:07.910	2:41.761			1	9:08:18.144	2:19.291		
7	9:25:19.257	5:11.347			2	9:10:32.606	2:14.462		
8	9:27:20.536	2:01.279			3	9:12:42.484	2:09.878		
(17) Stefan Ekerold					4	9:14:45.150	2:02.666		
1	9:09:36.195	2:10.589			5	9:17:05.198	2:20.048		
2	9:11:40.477	2:04.282			6	9:19:08.614	2:03.416		
3	9:13:41.216	2:00.739			7	9:21:29.382	2:20.768		
4	9:15:42.853	2:01.637			8	9:23:33.244	2:03.862		
5	9:17:56.958	2:14.105			9	9:25:48.727	2:15.483		
6	9:20:15.721	2:18.763			10	9:27:54.283	2:05.556		
7	9:23:23.257	3:07.536			(57) Mathias Plessers				
8	9:25:27.351	2:04.094			1	9:07:55.169	2:05.861		
9	9:27:30.913	2:03.562			2	9:10:01.063	2:05.894		
(113) Joel van Mechelen					3	9:12:04.785	2:03.722		
					4	9:14:21.092	2:16.307		



ADAC Schleswig-Holstein e.V.



Int. ADAC MX Masters Tensfeld

Klasse 2 Youngster Cup

Tensfeld 1,850 Km

Practice odd numbers

18.07.2015 09:00

Practice (25:00 Time) started at 9:00:56

Lap	Time of Day	Lap Tm	S1 Tm	S2 Tm	Lap	Time of Day	Lap Tm	S1 Tm	S2 Tm
5	9:16:26.073	2:04.981			5	9:17:34.968	2:13.651		
6	9:18:29.863	2:03.790			6	9:19:40.139	2:05.171		
7	9:20:55.985	2:26.122			7	9:22:17.112	2:36.973		
8	9:22:59.551	2:03.566			8	9:24:27.189	2:10.077		
9	9:25:08.308	2:08.757			9	9:27:00.260	2:33.071		
10	9:27:11.440	2:03.132							
<hr/>					<hr/>				
(969) Emil Jepsen					(227) Vincent Gallwitz				
1	9:08:50.805	2:12.193			1	9:08:53.052	2:18.359		
2	9:10:54.490	2:03.685			2	9:10:58.325	2:05.273		
3	9:13:08.255	2:13.765			3	9:13:10.701	2:12.376		
4	9:15:11.576	2:03.321			4	9:15:17.932	2:07.231		
5	9:17:30.171	2:18.595			5	9:18:11.689	2:53.757		
6	9:19:36.259	2:06.088			6	9:20:20.914	2:09.225		
7	9:22:51.337	3:15.078			7	9:22:27.827	2:06.913		
8	9:24:56.858	2:05.521			8	9:25:43.630	3:15.803		
9	9:27:02.536	2:05.678			9	9:27:59.376	2:15.746		
<hr/>					<hr/>				
(899) Nils Gehrke					(283) Lars Griekspoor				
1	9:08:43.841	2:19.268			1	9:08:00.699	2:09.998		
2	9:11:02.171	2:18.330			2	9:10:09.818	2:09.119		
3	9:13:07.897	2:05.726			3	9:12:22.111	2:12.293		
4	9:15:27.645	2:19.748			4	9:14:28.346	2:06.235		
5	9:17:32.043	2:04.398			5	9:20:09.620	5:41.274		
6	9:19:59.032	2:26.989			6	9:22:15.085	2:05.465		
7	9:22:02.760	2:03.728			7	9:24:33.918	2:18.833		
8	9:24:54.388	2:51.628			8	9:26:46.775	2:12.857		
9	9:27:20.194	2:25.806							
<hr/>					<hr/>				
(177) Franziskus Wünsche					(505) Maciej Wieckowski				
1	9:08:57.340	2:34.896			1	9:08:11.158	2:20.285		
2	9:12:00.299	3:02.959			2	9:10:23.267	2:12.109		
3	9:14:27.287	2:26.988			3	9:12:36.159	2:12.892		
4	9:16:34.807	2:07.520			4	9:15:20.726	2:44.567		
5	9:18:57.544	2:22.737			5	9:17:45.791	2:25.065		
6	9:21:01.830	2:04.286			6	9:19:52.086	2:06.295		
7	9:23:37.902	2:36.072			7	9:23:40.603	3:48.517		
8	9:25:45.404	2:07.502			8	9:25:46.160	2:05.557		
9	9:28:11.157	2:25.753			9	9:27:52.512	2:06.352		
<hr/>					<hr/>				
(347) Johannes Klein					(31) Oriol Casas Cervera				
1	9:08:04.627	2:13.973			1	9:08:25.788	2:19.882		
2	9:10:15.460	2:10.833			2	9:10:39.817	2:14.029		
3	9:12:19.897	2:04.437			3	9:12:53.045	2:13.228		
4	9:16:08.161	3:48.264			4	9:15:03.480	2:10.435		
5	9:18:26.164	2:18.003			5	9:17:12.524	2:09.044		
6	9:20:59.352	2:33.188			6	9:19:18.958	2:06.434		
7	9:23:14.059	2:14.707			7	9:21:35.886	2:16.928		
8	9:26:02.953	2:48.894			8	9:23:43.658	2:07.772		
					9	9:26:06.619	2:22.961		
<hr/>					<hr/>				
(761) Jens Carlier					(377) Martin Krc				
1	9:09:27.090	2:28.723			1	9:08:13.235	2:21.527		
2	9:11:51.231	2:24.141			2	9:10:23.452	2:10.217		
3	9:14:04.678	2:13.447			3	9:12:31.450	2:07.998		
4	9:16:27.111	2:22.433			4	9:15:30.560	2:59.110		
5	9:18:32.099	2:04.988			5	9:21:46.998	6:16.438		
6	9:20:37.457	2:05.358			6	9:24:10.536	2:23.538		
7	9:22:56.564	2:19.107			7	9:26:18.039	2:07.503		
8	9:25:03.445	2:06.881							
9	9:27:29.237	2:25.792							
<hr/>					<hr/>				
(317) Nico Müller					(245) Mads Rasmussen				
1	9:08:14.298	2:21.604			1	9:08:40.656	2:17.343		
2	9:11:06.482	2:52.184			2	9:10:52.711	2:12.055		
3	9:13:14.362	2:07.880			3	9:13:00.291	2:07.580		
4	9:15:21.317	2:06.955			4	9:15:22.997	2:22.706		
					5	9:17:58.551	2:35.554		
					6	9:20:21.285	2:22.734		
					7	9:22:36.396	2:15.111		



ADAC Schleswig-Holstein e.V.

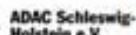


Int. ADAC MX Masters Tensfeld

Klasse 2 Youngster Cup**Tensfeld 1,850 Km****Practice odd numbers****18.07.2015 09:00****Practice (25:00 Time) started at 9:00:56**

Lap	Time of Day	Lap Tm	S1 Tm	S2 Tm	Lap	Time of Day	Lap Tm	S1 Tm	S2 Tm
8	9:24:45.968	2:09.572			1	9:09:02.678	2:21.230		
9	9:27:06.634	2:20.666			2	9:11:14.629	2:11.951		
(545) Tom Lange					3	9:13:24.283	2:09.654		
1	9:09:01.943	2:23.884			4	9:18:58.904	5:34.621		
2	9:11:23.070	2:21.127			5	9:21:08.634	2:09.730		
3	9:13:38.631	2:15.561			6	9:23:18.339	2:09.705		
4	9:15:46.262	2:07.631			7	9:25:49.871	2:31.532		
5	9:18:12.493	2:26.231			8	9:29:03.356	3:13.485		
6	9:22:35.496	4:23.003			(491) Paul Haberland				
7	9:24:47.940	2:12.444			1	9:09:44.638	2:52.045		
8	9:27:39.290	2:51.350			2	9:12:03.070	2:18.432		
(133) Robin Sujatta					3	9:14:14.793	2:11.723		
1	9:08:06.322	2:15.174			4	9:16:54.989	2:40.196		
2	9:10:16.781	2:10.459			5	9:19:09.322	2:14.333		
3	9:12:25.974	2:09.193			6	9:21:21.039	2:11.717		
4	9:14:36.092	2:10.118			7	9:23:43.312	2:22.273		
5	9:18:41.036	4:04.944			8	9:25:54.364	2:11.052		
6	9:20:49.715	2:08.679			9	9:28:15.684	2:21.320		
7	9:23:31.186	2:41.471			(499) Yannick Wolff				
8	9:25:38.877	2:07.691			1	9:08:12.070	2:21.390		
9	9:27:58.802	2:19.925			2	9:10:27.328	2:15.258		
(811) Akos Rozgonyi					3	9:12:51.154	2:23.826		
1	9:09:28.104	2:28.835			4	9:15:15.538	2:24.384		
2	9:11:41.101	2:12.997			5	9:17:36.700	2:21.162		
3	9:13:49.493	2:08.392			6	9:19:55.093	2:18.393		
4	9:15:57.900	2:08.407			7	9:23:25.288	3:30.195		
5	9:18:05.600	2:07.700			8	9:25:59.828	2:34.540		
6	9:20:32.867	2:27.267			(111) Niclas Flemmerer				
7	9:22:42.503	2:09.636			1	9:09:06.090	2:25.040		
8	9:24:52.596	2:10.093			2	9:11:21.671	2:15.581		
9	9:27:23.649	2:31.053			3	9:13:36.963	2:15.292		
(297) Joey Rock					4	9:18:13.866	4:36.903		
1	9:10:07.969	3:16.995			5	9:20:34.801	2:20.935		
2	9:12:22.489	2:14.520			6	9:23:09.908	2:35.107		
3	9:14:59.978	2:37.489			7	9:26:02.262	2:52.354		
4	9:17:09.982	2:10.004			(503) Oliver Kaas				
5	9:21:11.554	4:01.572			1	9:08:15.380	2:23.110		
6	9:23:20.743	2:09.189			2	9:10:29.535	2:14.155		
7	9:25:52.799	2:32.056			3	9:12:38.886	2:09.351		
8	9:28:17.341	2:24.542			4	9:16:45.022	4:06.136		
(961) Dario Haker					5	9:19:01.561	2:16.539		
1	9:09:09.659	2:29.631			6	9:21:13.557	2:11.996		
2	9:11:19.680	2:10.021			7	9:25:22.283	4:08.726		
3	9:13:29.138	2:09.458			8	9:27:32.757	2:10.474		
4	9:17:49.014	4:19.876			(441) Phillip Eggers				
5	9:20:01.785	2:12.771							
6	9:22:12.880	2:11.095							
7	9:24:22.754	2:09.874							
8	9:26:51.579	2:28.825							

S. Wolff



Int. ADAC MX Masters Tensfeld

Klasse 2 Youngster Cup

Tensfeld 1,850 Km

Practice even numbers

18.07.2015 09:30

Practice (25:00 Time) started at 9:31:44

Pos	No.	Name	FNM	Nat/Hometown	Trademark	Entrant / Team	Laps	Best Tm	Diff	In Lap	km/h
1	298	Bas Vaessen	KNMV	NED/ Swalmen	SUZUKI	Team Rockstar Energy Suzuki Europe	10	1:59.402		6	55,778
2	94	Sven van der Mierden	KNMV	NED/ Valkenswaard	HUSQVARNA	Husqvarna-SKS Racing NL	9	1:59.871	0.469	6	55,560
3	754	Nichlas Bjerregaard	DMU	DEN/ Nibe, Denm.	YAMAHA	Easy MX Yamaha Team	8	2:01.164	1.762	4	54,967
4	334	Mathias Gryning	DMU	DEN/ Slagelse	SUZUKI	Kaduuz Racing	8	2:03.535	4.133	7	53,912
5	100	Stephan Büttner	DMSB	GER/ Schkölen	YAMAHA	TEAM Yamaha STC Racing	9	2:04.072	4.670	5	53,679
6	820	Dennis Wiemann	DMSB	GER/ Bocholt- Suc	SUZUKI	Team DIGA-Procross	7	2:04.188	4.786	3	53,628
7	392	Valentin Ander	RFME	ESP/ Ayegui	YAMAHA	TEAM YAMAHA AUSIO YAMALUBE	9	2:04.815	5.413	8	53,359
8	278	Thomas Vermijl	FMB	BEL/ Helchteren	KTM	GPR Promo MX Team	9	2:04.997	5.595	5	53,281
9	54	Kevin Winkle	DMSB	GER/ Murrhardt	HUSQVARNA	MPS Racing	9	2:05.114	5.712	6	53,231
10	226	Tom Koch	DMSB	GER/ Wormstedt	SUZUKI	ADAC Hessen-Thüringen MX Masters Ro	9	2:05.189	5.787	6	53,200
11	194	Bryan Engelen	FMB	BEL/ Zonhoven	KTM	Team AID	8	2:05.350	5.948	7	53,131
12	34	Toni Hoffmann	DMSB	GER/ Wismar	KTM	BvZ Racing Team	8	2:05.537	6.135	4	53,052
13	154	Dani de Vries	KNMV	NED/ Roden	YAMAHA	Team HE-JA/Bruggen Tweewielers	8	2:07.111	7.709	8	52,395
14	428	Andreas Hansen	DMU	DEN/ Hjørring	SUZUKI	Kaduuz Racing Team	8	2:07.176	7.774	6	52,368
15	184	Marco König	DMSB	GER/ Ansbach	KTM	KTM Kosak Racing Team	8	2:07.260	7.858	7	52,334
16	538	Michael Kratzer	OeAMTC	AUT/ Anger	KAWASAKI	Team Damianik	9	2:07.500	8.098	7	52,235
17	804	Luka Kutnar	AMZS	SLO/ sentvid pri s	HUSQVARNA	Husqvarna Maurer Racing	8	2:07.706	8.304	8	52,151
18	176	Karol Kruszynski	PZM	POL/ ?ysomice	KTM	-	7	2:07.715	8.313	4	52,147
19	610	Mads Sjøholm	DMU	DEN/ Gråsten	KAWASAKI	SH-Racing-Parts	8	2:07.885	8.483	5	52,078
20	264	Jascha Berg	DMSB	GER/ Riede	SUZUKI	Team Castrol Power1 Suzuki Moto-Base	8	2:07.891	8.489	8	52,076
21	386	Luis Carstens	PZM	POL/ Krefeld	SUZUKI	Team DIGA-Procross	8	2:08.547	9.145	4	51,810
22	710	Dovydas Karka	LMSF	LTU/ Pasvalys	KTM	Garin MX Team	7	2:08.658	9.256	5	51,765
23	998	Nico Adler	DMSB	GER/ Ebersbach	KTM	ADAC Sachsen	8	2:09.601	10.199	4	51,388
24	50	Cyrille Flury	FMS	SUI/ Leuzigen	KTM	Team marXparts by Motocenter Hegau	7	2:09.647	10.245	5	51,370
25	398	Leon Ast	DMSB	GER/ Blankenburg	YAMAHA	ADAC Niedersachsen/Sachsen Anhalt	8	2:10.493	11.091	7	51,037
26	498	Jan Allers	DMSB	GER/ Nützen	KTM	BvZ Racing Team	7	2:10.674	11.272	5	50,967
27	218	Kamil Osieleniec	PZM	GER/ Lublin	KAWASAKI	MEFO Sport Racing Team	8	2:11.150	11.748	8	50,782
28	416	Mikkel Snedker	DMU	DEN/ Vodskov	YAMAHA	Yamaha EASY MX	8	2:11.693	12.291	5	50,572
29	60	Nico Koch	DMSB	GER/ Braunschwe	KTM	ADAC Niedersachsen/Sachsen Anhalt	8	2:12.076	12.674	7	50,426
30	476	Hannes Wegner	DMSB	GER/ Jatznick	KTM	KTM GST Berlin Racing	7	2:12.463	13.061	5	50,278
31	776	Oliver Jacques Sczepor	DMSB	GER/ Landsberg C	KTM	Falcon Motorsports	8	2:13.108	13.706	4	50,035
32	508	Dominik Malecki	PZM	POL/ Lublin	KAWASAKI	MEFO Sport Racing Team	7	2:13.224	13.822	4	49,991
33	212	Rosell Romero Joan Dæ	RFME	ESP/ Sant antoni c	YAMAHA	TEAM Yamaha STC Racing	8	2:19.324	19.922	7	47,802
34	204	Loris Freidig	FMS	SUI/ Sumiswald	KAWASAKI	HFour-MX Raceland	8	2:19.461	20.059	2	47,755
35	424	Christoph Danz	DMSB	GER/ Groß-Zimme	KTM	ADAC Hessen-Thüringen/ MX Masters Rc	7	2:20.371	20.969	5	47,446

Announcements

Weather: cloudy 19 degrees, dry track

Official Timing www.camp-company.de / www.motorsport-events.se

Orbits

Timekeeping Steffen Kirchhof:

Clerk of the course Holger Möller:

Jury President Olaf Noack:

Reg. Nr MX 28/15

www.mylaps.com

Printed: 18.07.2015 09:59:56

posted at:

h

Licensed to: Camp Company



ADAC Schleswig-Holstein e.V.



Int. ADAC MX Masters Tensfeld

Klasse 2 Youngster Cup

Tensfeld 1,850 Km

Practice even numbers

18.07.2015 09:30

Practice (25:00 Time) started at 9:31:44

Lap	Time of Day	Lap Tm	S1 Tm	S2 Tm	Lap	Time of Day	Lap Tm	S1 Tm	S2 Tm
(298) Bas Vaessen					2	9:42:11.469	2:15.115		
1	9:39:50.743	2:20.728			3	9:44:24.266	2:12.797		
2	9:41:55.983	2:05.240			4	9:46:33.462	2:09.196		
3	9:43:58.372	2:02.389			5	9:48:41.265	2:07.803		
4	9:46:00.357	2:01.985			6	9:50:47.043	2:05.778		
5	9:48:08.903	2:08.546			7	9:52:57.669	2:10.626		
6	9:50:08.305	1:59.402			8	9:55:02.484	2:04.815		
7	9:52:08.432	2:00.127			9	9:57:07.582	2:05.098		
8	9:54:17.265	2:08.833			(278) Thomas Vermijl				
9	9:56:29.809	2:12.544			1	9:40:24.418	2:18.139		
10	9:58:30.582	2:00.773			2	9:42:35.334	2:10.916		
(94) Sven van der Mierden					3	9:44:42.266	2:06.932		
1	9:39:59.628	2:16.876			4	9:47:02.557	2:20.291		
2	9:42:24.309	2:24.681			5	9:49:07.554	2:04.997		
3	9:44:25.650	2:01.341			6	9:52:19.587	3:12.033		
4	9:46:27.851	2:02.201			7	9:54:27.182	2:07.595		
5	9:49:01.342	2:33.491			8	9:56:33.812	2:06.630		
6	9:51:01.213	1:59.871			9	9:59:10.332	2:36.520		
7	9:53:04.869	2:03.656			(54) Kevin Winkle				
8	9:55:34.935	2:30.066			1	9:39:31.288	2:28.554		
9	9:58:26.428	2:51.493			2	9:41:43.302	2:12.014		
(754) Nichlas Bjerregaard					3	9:43:51.896	2:08.594		
1	9:39:47.045	2:24.942			4	9:45:59.917	2:08.021		
2	9:42:01.662	2:14.617			5	9:49:35.887	3:35.970		
3	9:44:05.070	2:03.408			6	9:51:41.001	2:05.114		
4	9:46:06.234	2:01.164			7	9:54:15.137	2:34.136		
5	9:48:11.172	2:04.938			8	9:56:40.282	2:25.145		
6	9:50:26.790	2:15.618			9	9:59:05.115	2:24.833		
7	9:53:11.749	2:44.959			(226) Tom Koch				
8	9:55:13.383	2:01.634			1	9:39:38.860	2:30.329		
(334) Mathias Gryning					2	9:42:03.744	2:24.884		
1	9:40:21.588	2:27.327			3	9:44:13.952	2:10.208		
2	9:42:37.238	2:15.650			4	9:46:20.203	2:06.251		
3	9:44:42.885	2:05.647			5	9:49:20.180	2:59.977		
4	9:46:58.989	2:16.104			6	9:51:25.369	2:05.189		
5	9:49:03.624	2:04.635			7	9:53:32.800	2:07.431		
6	9:52:56.107	3:52.483			8	9:56:07.500	2:34.700		
7	9:54:59.642	2:03.535			9	9:58:13.236	2:05.736		
8	9:57:04.932	2:05.290			(194) Bryan Engelen				
(100) Stephan Büttner					1	9:39:59.532	2:32.627		
1	9:39:44.987	2:22.511			2	9:42:18.212	2:18.680		
2	9:41:59.385	2:14.398			3	9:44:25.434	2:07.222		
3	9:44:05.828	2:06.443			4	9:47:31.394	3:05.960		
4	9:47:21.695	3:15.867			5	9:49:37.204	2:05.810		
5	9:49:25.767	2:04.072			6	9:51:43.991	2:06.787		
6	9:51:48.147	2:22.380			7	9:53:49.341	2:05.350		
7	9:53:54.262	2:06.115			8	9:57:25.260	3:35.919		
8	9:56:13.354	2:19.092			(34) Toni Hoffmann				
9	9:58:20.916	2:07.562			1	9:39:03.291	2:13.686		
(820) Dennis Wiemann					2	9:41:10.270	2:06.979		
1	9:39:00.264	2:10.557			3	9:45:02.397	3:52.127		
2	9:41:04.533	2:04.269			4	9:47:07.934	2:05.537		
3	9:43:08.721	2:04.188			5	9:49:50.926	2:42.992		
4	9:48:32.891	5:24.170			6	9:51:57.665	2:06.739		
5	9:50:42.057	2:09.166			7	9:56:21.199	4:23.534		
6	9:52:48.965	2:06.908			8	9:58:29.730	2:08.531		
7	9:57:54.943	5:05.978			(154) Dani de Vries				
(392) Valentin Ander					1	9:40:18.738	2:32.262		
1	9:39:56.354	2:24.014			2	9:42:39.493	2:20.755		
					3	9:44:50.415	2:10.922		



ADAC Schleswig-Holstein e.V.



Int. ADAC MX Masters Tensfeld

Klasse 2 Youngster Cup

Tensfeld 1,850 Km

Practice even numbers

18.07.2015 09:30

Practice (25:00 Time) started at 9:31:44

Lap	Time of Day	Lap Tm	S1 Tm	S2 Tm	Lap	Time of Day	Lap Tm	S1 Tm	S2 Tm
4	9:47:06.837	2:16.422			(264) Jascha Berg				
5	9:49:14.013	2:07.176			1	9:39:32.643	2:24.244		
6	9:52:08.096	2:54.083			2	9:41:48.877	2:16.234		
7	9:54:41.643	2:33.547			3	9:44:01.647	2:12.770		
8	9:56:48.754	2:07.111			4	9:47:50.788	3:49.141		
(428) Andreas Hansen					5	9:50:00.589	2:09.801		
1	9:39:07.923	2:16.383			6	9:52:08.612	2:08.023		
2	9:43:21.355	4:13.432			7	9:56:03.526	3:54.914		
3	9:45:28.895	2:07.540			8	9:58:11.417	2:07.891		
4	9:47:38.477	2:09.582			(386) Luis Carstens				
5	9:50:16.626	2:38.149			1	9:39:52.644	2:21.183		
6	9:52:23.802	2:07.176			2	9:42:03.504	2:10.860		
7	9:56:30.745	4:06.943			3	9:44:17.462	2:13.958		
8	9:58:38.546	2:07.801			4	9:46:26.009	2:08.547		
(184) Marco König					5	9:50:30.383	4:04.374		
1	9:39:28.979	2:33.745			6	9:52:42.318	2:11.935		
2	9:42:09.825	2:40.846			7	9:55:26.860	2:44.542		
3	9:44:36.734	2:26.909			8	9:57:36.027	2:09.167		
4	9:46:46.250	2:09.516			(710) Dovydas Karka				
5	9:48:54.630	2:08.380			1	9:39:34.872	2:25.009		
6	9:54:09.734	5:15.104			2	9:41:55.184	2:20.312		
7	9:56:16.994	2:07.260			3	9:44:03.860	2:08.676		
8	9:58:56.943	2:39.949			4	9:49:15.326	5:11.466		
(538) Michael Kratzer					5	9:51:23.984	2:08.658		
1	9:40:12.803	2:26.245			6	9:54:05.905	2:41.921		
2	9:42:32.277	2:19.474			7	9:58:27.499	4:21.594		
3	9:44:45.448	2:13.171			(998) Nico Adler				
4	9:47:01.114	2:15.666			1	9:39:18.601	2:25.530		
5	9:49:18.888	2:17.774			2	9:41:44.622	2:26.021		
6	9:51:31.717	2:12.829			3	9:44:09.925	2:25.303		
7	9:53:39.217	2:07.500			4	9:46:19.526	2:09.601		
8	9:55:48.067	2:08.850			5	9:51:10.083	4:50.557		
9	9:57:58.420	2:10.353			6	9:53:35.095	2:25.012		
(804) Luka Kutnar					7	9:55:45.438	2:10.343		
1	9:39:09.454	2:17.675			8	9:58:52.867	3:07.429		
2	9:41:18.628	2:09.174			(50) Cyrille Flury				
3	9:43:26.409	2:07.781			1	9:39:48.266	2:21.776		
4	9:45:56.161	2:29.752			2	9:45:53.900	6:05.634		
5	9:48:20.432	2:24.271			3	9:48:14.199	2:20.299		
6	9:50:28.663	2:08.231			4	9:50:24.147	2:09.948		
7	9:54:54.530	4:25.867			5	9:52:33.794	2:09.647		
8	9:57:02.236	2:07.706			6	9:54:46.115	2:12.321		
(176) Karol Kruszynski					7	9:56:57.731	2:11.616		
1	9:39:41.980	2:24.746			(398) Leon Ast				
2	9:41:50.940	2:08.960			1	9:40:09.497	2:25.420		
3	9:46:54.376	5:03.436			2	9:42:26.832	2:17.335		
4	9:49:02.091	2:07.715			3	9:44:39.735	2:12.903		
5	9:51:37.336	2:35.245			4	9:46:50.939	2:11.204		
6	9:53:46.399	2:09.063			5	9:49:33.506	2:42.567		
7	9:57:43.184	3:56.785			6	9:53:28.251	3:54.745		
(610) Mads Sjöholm					7	9:55:38.744	2:10.493		
1	9:40:38.470	3:08.048			8	9:57:49.339	2:10.595		
2	9:43:07.459	2:28.989			(498) Jan Allers				
3	9:45:16.908	2:09.449			1	9:39:51.411	2:17.734		
4	9:49:44.067	4:27.159			2	9:42:05.531	2:14.120		
5	9:51:51.952	2:07.885			3	9:45:26.209	3:20.678		
6	9:54:19.267	2:27.315			4	9:47:46.810	2:20.601		
7	9:56:42.821	2:23.554			5	9:49:57.484	2:10.674		
8	9:59:13.734	2:30.913			6	9:55:06.858	5:09.374		
					7	9:57:20.024	2:13.166		



ADAC Schleswig-Holstein e.V.

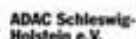


Int. ADAC MX Masters Tensfeld

Klasse 2 Youngster Cup**Tensfeld 1,850 Km****Practice even numbers****18.07.2015 09:30****Practice (25:00 Time) started at 9:31:44**

Lap	Time of Day	Lap Tm	S1 Tm	S2 Tm	Lap	Time of Day	Lap Tm	S1 Tm	S2 Tm
(218) Kamil Osieleniec					7	9:55:35.433	2:19.324		
1	9:39:22.879	2:25.210			8	9:58:00.762	2:25.329		
2	9:41:37.462	2:14.583			(204) Loris Freidig				
3	9:43:50.177	2:12.715			1	9:40:40.754	2:32.320		
4	9:48:22.639	4:32.462			2	9:43:00.215	2:19.461		
5	9:51:08.008	2:45.369			3	9:46:49.291	3:49.076		
6	9:53:22.761	2:14.753			4	9:49:24.175	2:34.884		
7	9:55:56.741	2:33.980			5	9:51:45.434	2:21.259		
8	9:58:07.891	2:11.150			6	9:54:21.753	2:36.319		
(416) Mikkel Snedker					7	9:56:44.287	2:22.534		
1	9:39:40.245	2:33.537			8	9:59:14.127	2:29.840		
2	9:42:43.863	3:03.618			(424) Christoph Danz				
3	9:45:04.394	2:20.531			1	9:39:33.612	2:29.450		
4	9:47:42.492	2:38.098			2	9:42:05.183	2:31.571		
5	9:49:54.185	2:11.693			3	9:44:48.914	2:43.731		
6	9:52:26.421	2:32.236			4	9:49:36.168	4:47.254		
7	9:54:38.196	2:11.775			5	9:51:56.539	2:20.371		
8	9:57:25.329	2:47.133			6	9:54:20.317	2:23.778		
(60) Nico Koch					7	9:57:56.068	3:35.751		
1	9:40:22.699	2:42.065			(476) Hannes Wegner				
2	9:42:40.722	2:18.023			1	9:39:36.247	2:29.868		
3	9:44:53.150	2:12.428			2	9:41:52.832	2:16.585		
4	9:47:09.863	2:16.713			3	9:44:16.545	2:23.713		
5	9:49:22.353	2:12.490			4	9:48:33.960	4:17.415		
6	9:54:11.297	4:48.944			5	9:50:46.423	2:12.463		
7	9:56:23.373	2:12.076			6	9:53:17.198	2:30.775		
8	9:59:24.387	3:01.014			7	9:58:10.209	4:53.011		
(776) Oliver Jacques Sczpeonek					(508) Dominik Malecki				
1	9:39:27.358	2:36.454			1	9:39:54.075	2:20.760		
2	9:42:14.385	2:47.027			2	9:42:08.682	2:14.607		
3	9:44:33.003	2:18.618			3	9:48:45.355	6:36.673		
4	9:46:46.111	2:13.108			4	9:50:58.579	2:13.224		
5	9:50:19.742	3:33.631			5	9:53:30.803	2:32.224		
6	9:52:33.167	2:13.425			6	9:55:48.046	2:17.243		
7	9:55:04.139	2:30.972			7	9:58:36.702	2:48.656		
8	9:57:20.701	2:16.562			(212) Rosell Romero Joan David				
(508) Dominik Malecki					1	9:40:20.642	2:31.952		
1	9:39:54.075	2:20.760			2	9:42:45.929	2:25.287		
2	9:42:08.682	2:14.607			3	9:45:08.902	2:22.973		
3	9:48:45.355	6:36.673			4	9:48:29.248	3:20.346		
4	9:50:58.579	2:13.224			5	9:50:55.705	2:26.457		
5	9:53:30.803	2:32.224			6	9:53:16.109	2:20.404		
6	9:55:48.046	2:17.243							
7	9:58:36.702	2:48.656							
(212) Rosell Romero Joan David									
1	9:40:20.642	2:31.952							
2	9:42:45.929	2:25.287							
3	9:45:08.902	2:22.973							
4	9:48:29.248	3:20.346							
5	9:50:55.705	2:26.457							
6	9:53:16.109	2:20.404							

S. Willig



Int. ADAC MX Masters Tensfeld

Klasse 2 Youngster Cup

Tensfeld 1,850 Km

Qualifying Group 1

18.07.2015 13:00

Qualifying (20:00 Time) started at 12:59:56

Pos	No.	Name	FNM	Nat/Hometown	Trademark	Entrant / Team	Laps	Best Tm	Diff	In Lap	km/h
1	81	Brian Hsu	DMSB	GER/ Cremona	SUZUKI	Team Rockstar Energy Suzuki Europe	8	1:58.914		5	56,007
2	329	Luca Nijenhuis	KNMV	NED/ HEERDE	KAWASAKI	KEMCO Management-CrossXL.nl	9	1:59.089	0.175	6	55,925
3	59	Nicholas Adams	ACU	GBR/ London	KTM	GPR Promo MX Team	9	2:00.467	1.553	4	55,285
4	94	Sven van der Mierden	KNMV	NED/ Valkenswaard	HUSQVARNA	Husqvarna-SKS Racing NL	10	2:00.736	1.822	2	55,162
5	77	Arminas Jasikonis	DMSB	LTU/ Balen	KAWASAKI	Monster Energy Kawasaki Elf Team Pfeil	9	2:01.225	2.311	9	54,939
6	315	Gianluca Eccla	DMSB	GER/ Alpen	SUZUKI	Team Castrol Power1 Suzuki Moto-Base	8	2:01.886	2.972	4	54,641
7	754	Nichlas Bjerregaard	DMU	DEN/ Nibe, Denm.	YAMAHA	Easy MX Yamaha Team	9	2:02.923	4.009	7	54,180
8	831	Tomasz Wysocki	PZM	POL/ Chorzów	KTM	JD 191 KTM Racing Team	5	2:03.486	4.572	4	53,933
9	189	Mika Kordbarlag	DMSB	GER/ Schloß Holte	KAWASAKI	Fastseats Kawasaki	8	2:04.195	5.281	5	53,625
10	100	Stephan Büttner	DMSB	GER/ Schkölen	YAMAHA	TEAM Yamaha STC Racing	9	2:04.256	5.342	5	53,599
11	538	Michael Kratzer	OeAMTC	AUT/ Anger	KAWASAKI	Team Damianik	9	2:04.674	5.760	3	53,419
12	179	Jaap Corneth	KNMV	NED/ Baarlo	KAWASAKI	-	9	2:04.770	5.856	7	53,378
13	820	Dennis Wiemann	DMSB	GER/ Bocholt- Suc	SUZUKI	Team DIGA-Procross	7	2:04.886	5.972	2	53,329
14	505	Maciej Wieckowski	PZM	POL/ Motycz	KAWASAKI	MEFO Sport Racing Team	9	2:05.130	6.216	6	53,225
15	498	Jan Allers	DMSB	GER/ Nützen	KTM	BvZ Racing Team	5	2:05.663	6.749	1	52,999
16	428	Andreas Hansen	DMU	DEN/ Hjørring	SUZUKI	Kaduuuz Racing Team	9	2:06.396	7.482	6	52,692
17	804	Luka Kutnar	AMZS	SLO/ sentvid pri s	HUSQVARNA	Husqvarna Maurer Racing	8	2:06.420	7.506	3	52,682
18	710	Dovydas Karka	LMSF	LTU/ Pasvalys	KTM	Garin MX Team	9	2:06.532	7.618	7	52,635
19	176	Karol Kruszynski	PZM	POL/ ?ysomice	KTM	-	7	2:06.591	7.677	4	52,610
20	998	Nico Adler	DMSB	GER/ Ebersbach	KTM	ADAC Sachsen	8	2:06.735	7.821	2	52,551
21	31	Oriol Casas Cervera	RFME	ESP/ Calders	YAMAHA	-	9	2:06.815	7.901	9	52,517
22	54	Kevin Winkle	DMSB	GER/ Murrhardt	HUSQVARNA	MPS Racing	8	2:07.293	8.379	5	52,320
23	545	Tom Lange	DMSB	GER/ Gornsdorf	SUZUKI	MSC Lugau	8	2:07.447	8.533	5	52,257
24	283	Lars Griekspoor	KNMV	NED/ Nieuw Venn	KTM	Team Griekspoor	8	2:07.941	9.027	2	52,055
25	416	Mikkel Snedker	DMU	DEN/ Vodskov	YAMAHA	Yamaha EASY MX	9	2:08.286	9.372	2	51,915
26	297	Joey Rock	DMSB	GER/ Schnellendorf	KTM	Ferrotherm /JWD	8	2:09.025	10.111	2	51,618
27	133	Robin Sujatta	DMSB	GER/ Rheurdt	SUZUKI	Twenty Suspension Suzuki	8	2:09.174	10.260	4	51,558
28	218	Kamil Osieleniec	PZM	GER/ Lublin	KAWASAKI	MEFO Sport Racing Team	8	2:09.297	10.383	8	51,509
29	60	Nico Koch	DMSB	GER/ Braunschwe	KTM	ADAC Niedersachsen/Sachsen Anhalt	8	2:09.395	10.481	4	51,470
30	386	Luis Carstens	PZM	POL/ Krefeld	SUZUKI	Team DIGA-Procross	9	2:10.404	11.490	8	51,072
31	245	Mads Rasmussen	DMU	DEN/ Odder	YAMAHA	TEAM Yamaha STC Racing	8	2:10.643	11.729	2	50,979
32	476	Hannes Wegner	DMSB	GER/ Jatznick	KTM	KTM GST Berlin Racing	8	2:11.017	12.103	4	50,833
33	503	Oliver Kaas	DMSB	GER/ Schwanstett	HONDA	Honda Meyer Racing	7	2:11.232	12.318	5	50,750
34	204	Loris Freidig	FMS	SUI/ Sumiswald	KAWASAKI	HFour-MX Raceland	7	2:13.483	14.569	3	49,894
35	776	Oliver Jacques Sczepor	DMSB	GER/ Landsberg C	KTM	Falcon Motorsports	8	2:13.823	14.909	2	49,767

Announcements

These results are provisional until the conclusion of any judicial and technical matters!

Weather: cloudy 21 degrees, dry track

Position 1- 17 are qualified for the races!

Official Timing www.camp-company.de / www.motorsport-events.se

Orbits

Timekeeping Steffen Kirchhof:

Clerk of the course Holger Möller:

Jury President Olaf Noack:

Reg. Nr MX 28/15

www.mylaps.com

Licensed to: Camp Company

Printed: 18.07.2015 13:23:13

posted at:

h



ADAC Schleswig-Holstein e.V.



Int. ADAC MX Masters Tensfeld

Klasse 2 Youngster Cup

Tensfeld 1,850 Km

Qualifying Group 1

18.07.2015 13:00

Qualifying (20:00 Time) started at 12:59:56

Lap	Time of Day	Lap Tm	S1 Tm	S2 Tm	Lap	Time of Day	Lap Tm	S1 Tm	S2 Tm
(81) Brian Hsu					(754) Nichlas Bjerregaard				
1	13:02:50.175	2:18.550	1:07.757	1:10.793	1	13:03:18.266	2:27.537	1:11.312	1:16.225
2	13:05:59.707	3:09.532	1:00.698	2:08.834	2	13:05:22.334	2:04.068	1:01.219	1:02.849
3	13:08:00.424	2:00.717	59.484	1:01.233	3	13:07:42.432	2:20.098	1:08.741	1:11.357
4	13:10:22.256	2:21.832	1:11.408	1:10.424	4	13:10:34.162	2:51.730	1:38.840	1:12.890
5	13:12:21.170	1:58.914	58.727	1:00.187	5	13:12:37.936	2:03.774	1:01.883	1:01.891
6	13:14:47.551	2:26.381	1:14.938	1:11.443	6	13:15:00.519	2:22.583	1:09.235	1:13.348
7	13:18:19.042	3:31.491	1:01.791	2:29.700	7	13:17:03.442	2:02.923	1:00.389	1:02.534
8	13:20:29.182	2:10.140	1:07.247	1:02.893	8	13:19:06.473	2:03.031	1:00.812	1:02.219
					9	13:21:41.248	2:34.775	1:19.371	1:15.404
(329) Luca Nijenhuis					(831) Tomasz Wysocki				
1	13:03:51.079	2:29.607	1:12.677	1:16.930	1	13:02:40.518	2:19.342	1:11.475	1:07.867
2	13:05:52.543	2:01.464	59.932	1:01.532	2	13:04:51.589	2:11.071	1:04.827	1:06.244
3	13:08:30.018	2:37.475	1:18.871	1:18.604	3	13:06:56.174	2:04.585	1:01.208	1:03.377
4	13:10:30.212	2:00.194	58.689	1:01.505	4	13:08:59.660	2:03.486	1:01.050	1:02.436
5	13:13:02.190	2:31.978	1:19.741	1:12.237	5	13:11:24.700	2:25.040	1:13.761	1:11.279
6	13:15:01.279	1:59.089	58.648	1:00.441					
7	13:17:39.731	2:38.452	1:21.478	1:16.974	(189) Mika Kordbarlag				
8	13:19:51.380	2:11.649	1:00.956	1:10.693	1	13:03:20.794	2:21.847	1:08.818	1:13.029
9	13:21:51.245	1:59.865	58.939	1:00.926	2	13:05:27.792	2:06.998	1:02.929	1:04.069
(59) Nicholas Adams					3	13:07:43.718	2:15.926	1:07.220	1:08.706
1	13:02:36.240	2:14.282	1:07.716	1:06.566	4	13:09:48.294	2:04.576	1:01.253	1:03.323
2	13:04:39.611	2:03.371	1:00.478	1:02.893	5	13:11:52.489	2:04.195	1:01.436	1:02.759
3	13:06:51.713	2:12.102	1:02.853	1:09.249	6	13:14:19.624	2:27.135	1:14.467	1:12.668
4	13:08:52.180	2:00.467	59.517	1:00.950	7	13:16:25.537	2:05.913	1:01.767	1:04.146
5	13:11:11.501	2:19.321	1:09.258	1:10.063	8	13:20:16.180	3:50.643	1:17.246	2:33.397
6	13:13:14.158	2:02.657	59.679	1:02.978	(100) Stephan Büttner				
7	13:15:44.677	2:30.519	1:16.794	1:13.725	1	13:02:56.452	2:21.857	1:10.031	1:11.826
8	13:18:01.710	2:17.033	1:04.761	1:12.272	2	13:05:03.111	2:06.659	1:02.551	1:04.108
9	13:20:12.233	2:10.523	1:00.266	1:10.257	3	13:07:07.932	2:04.821	1:01.794	1:03.027
(94) Sven van der Mierden					4	13:09:39.128	2:31.196	1:14.835	1:16.361
1	13:02:27.052	2:03.303	1:02.025	1:01.278	5	13:11:43.384	2:04.256	1:01.485	1:02.771
2	13:04:27.788	2:00.736	1:00.136	1:00.600	6	13:14:12.057	2:28.673	1:12.827	1:15.846
3	13:06:54.490	2:26.702	1:20.054	1:06.648	7	13:16:16.441	2:04.384	1:00.936	1:03.448
4	13:08:56.639	2:02.149	1:00.703	1:01.446	8	13:18:37.068	2:20.627	1:06.807	1:13.820
5	13:11:31.261	2:34.622	1:14.182	1:20.440	9	13:20:43.471	2:06.403	1:01.932	1:04.471
6	13:13:50.862	2:19.601	58.765	1:20.836	(538) Michael Kratzer				
7	13:15:53.314	2:02.452	1:00.567	1:01.885	1	13:02:48.151	2:17.911	1:07.933	1:09.978
8	13:17:55.814	2:02.500	1:00.109	1:02.391	2	13:04:59.358	2:11.207	1:03.576	1:07.631
9	13:19:57.590	2:01.776	1:00.349	1:01.427	3	13:07:04.032	2:04.674	1:01.257	1:03.417
10	13:22:54.358	2:56.768	1:27.050	1:29.718	4	13:09:14.358	2:10.326	1:01.823	1:08.503
(77) Arminas Jasikonis					5	13:11:19.043	2:04.685	1:00.884	1:03.801
1	13:03:02.556	2:29.529	1:10.307	1:19.222	6	13:13:31.437	2:12.394	1:02.188	1:10.206
2	13:05:26.089	2:23.533	1:00.420	1:23.113	7	13:16:07.862	2:36.425	1:17.869	1:18.556
3	13:07:28.114	2:02.025	1:00.022	1:02.003	8	13:18:14.738	2:06.876	1:01.299	1:05.577
4	13:11:03.076	3:34.962	1:12.358	2:22.604	9	13:20:21.565	2:06.827	1:01.939	1:04.888
5	13:13:07.025	2:03.949	59.811	1:04.138	(179) Jaap Corneth				
6	13:15:08.672	2:01.647	59.555	1:02.092	1	13:04:06.728	2:38.326	1:22.645	1:15.681
7	13:17:13.373	2:04.701	59.715	1:04.986	2	13:06:28.136	2:21.408	1:07.570	1:13.838
8	13:19:44.910	2:31.537	1:23.357	1:08.180	3	13:08:34.963	2:06.827	1:03.319	1:03.508
9	13:21:46.135	2:01.225	59.043	1:02.182	4	13:10:40.738	2:05.775	1:02.207	1:03.568
(315) Gianluca Eccia					5	13:12:47.257	2:06.519	1:02.159	1:04.360
1	13:03:03.805	2:25.143	1:11.349	1:13.794	6	13:15:11.837	2:24.580	1:12.920	1:11.660
2	13:05:08.225	2:04.420	1:00.960	1:03.460	7	13:17:16.607	2:04.770	1:00.866	1:03.904
3	13:07:54.108	2:45.883	1:20.607	1:25.276	8	13:19:23.409	2:06.802	1:01.721	1:05.081
4	13:09:55.994	2:01.886	59.930	1:01.956	9	13:21:28.213	2:04.804	1:00.979	1:03.825
5	13:14:38.753	4:42.759	1:11.472	3:31.287	(820) Dennis Wiemann				
6	13:16:41.650	2:02.897	59.945	1:02.952	1	13:02:50.646	2:16.888	1:07.108	1:09.780
7	13:19:18.523	2:36.873	1:20.318	1:16.555	2	13:04:55.532	2:04.886	1:01.838	1:03.048
8	13:21:59.661	2:41.138	1:03.292	1:37.846	3	13:07:02.427	2:06.895	1:03.034	1:03.861
					4	13:09:07.530	2:05.103	1:01.754	1:03.349

Official Timing www.camp-company.de / www.motorsport-events.se

Orbits

Timekeeping Steffen Kirchhof:

Clerk of the course Holger Möller:

Jury President Olaf Noack:

Reg. Nr MX 28/15

Printed: 18.07.2015 13:23:31

posted at:

h

www.mylaps.com

Licensed to: Camp Company

Page 1/3



ADAC Schleswig-Holstein e.V.



Int. ADAC MX Masters Tensfeld

Klasse 2 Youngster Cup

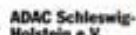
Tensfeld 1,850 Km

Qualifying Group 1

18.07.2015 13:00

Qualifying (20:00 Time) started at 12:59:56

Lap	Time of Day	Lap Tm	S1 Tm	S2 Tm	Lap	Time of Day	Lap Tm	S1 Tm	S2 Tm
5	13:11:12.690	2:05.160	1:01.682	1:03.478	3	13:07:00.858	2:07.502	1:03.972	1:03.530
6	13:19:55.398	8:42.708	1:28.217	7:14.491	4	13:09:09.557	2:08.699	1:02.938	1:05.761
7	13:22:17.655	2:22.257	1:11.242	1:11.015	5	13:14:15.956	5:06.399	1:17.044	3:49.355
(505) Maciej Wieckowski					6	13:16:24.630	2:08.674	1:03.645	1:05.029
1	13:02:43.788	2:20.119	1:10.834	1:09.285	7	13:18:38.417	2:13.787	1:03.179	1:10.608
2	13:04:50.213	2:06.425	1:02.349	1:04.076	8	13:20:46.930	2:08.513	1:03.669	1:04.844
3	13:07:16.486	2:26.273	1:12.974	1:13.299	(31) Oriol Casas Cervera				
4	13:09:22.853	2:06.367	1:02.500	1:03.867	1	13:03:07.184	2:22.823	1:09.299	1:13.524
5	13:12:21.874	2:59.021	1:17.323	1:41.698	2	13:05:20.361	2:13.177	1:05.629	1:07.548
6	13:14:27.004	2:05.130	1:01.468	1:03.662	3	13:07:39.444	2:19.083	1:04.779	1:14.304
7	13:17:06.033	2:39.029	1:20.890	1:18.139	4	13:09:47.563	2:08.119	1:04.117	1:04.002
8	13:19:39.412	2:33.379	1:15.450	1:17.929	5	13:12:15.122	2:27.559	1:15.368	1:12.191
9	13:21:45.257	2:05.845	1:01.263	1:04.582	6	13:14:22.849	2:07.727	1:02.818	1:04.909
(498) Jan Allers					7	13:16:50.049	2:27.200	1:15.693	1:11.507
1	13:02:20.756	2:05.663	1:01.730	1:03.933	8	13:19:11.708	2:21.659	1:08.896	1:12.763
2	13:04:48.528	2:27.772	1:13.865	1:13.907	9	13:21:18.523	2:06.815	1:02.834	1:03.981
3	13:06:55.860	2:07.332	1:02.610	1:04.722	(54) Kevin Winkle				
4	13:18:03.478	11:07.618	1:31.478	9:36.140	1	13:03:11.653	2:24.000	1:10.949	1:13.051
5	13:20:23.855	2:20.377	1:08.196	1:12.181	2	13:05:20.426	2:08.773	1:03.718	1:05.055
(428) Andreas Hansen					3	13:07:48.075	2:27.649	1:13.057	1:14.592
1	13:02:41.532	2:15.813	1:07.670	1:08.143	4	13:09:55.474	2:07.399	1:02.803	1:04.596
2	13:05:01.648	2:20.116	1:05.858	1:14.258	5	13:12:02.767	2:07.293	1:02.324	1:04.969
3	13:07:18.269	2:16.621	1:08.301	1:08.320	6	13:15:35.969	3:33.202	1:11.422	2:21.780
4	13:09:26.676	2:08.407	1:02.961	1:05.446	7	13:18:31.943	2:55.974	1:02.490	1:53.484
5	13:11:45.970	2:19.294	1:11.428	1:07.866	8	13:20:40.578	2:08.635	1:02.944	1:05.691
6	13:13:52.366	2:06.396	1:01.670	1:04.726	(545) Tom Lange				
7	13:17:08.263	3:15.897	1:16.034	1:59.863	1	13:03:04.440	2:23.843	1:10.305	1:13.538
8	13:19:32.572	2:24.309	1:11.825	1:12.484	2	13:05:12.896	2:08.456	1:03.185	1:05.271
9	13:21:40.652	2:08.080	1:02.916	1:05.164	3	13:07:21.711	2:08.815	1:03.529	1:05.286
(804) Luka Kutnar					4	13:11:32.583	4:10.872	1:21.068	2:49.804
1	13:02:58.867	2:26.653	1:13.704	1:12.949	5	13:13:40.030	2:07.447	1:01.898	1:05.549
2	13:05:05.706	2:06.839	1:02.417	1:04.422	6	13:16:22.717	2:42.687	1:27.220	1:15.467
3	13:07:12.126	2:06.420	1:02.252	1:04.168	7	13:18:33.073	2:10.356	1:03.004	1:07.352
4	13:11:06.486	3:54.360	1:12.619	2:41.741	8	13:22:02.579	3:29.506	1:40.802	1:48.704
5	13:13:13.244	2:06.758	1:02.049	1:04.709	(283) Lars Griekspoor				
6	13:15:20.699	2:07.455	1:03.108	1:04.347	1	13:02:38.808	2:16.042	1:08.703	1:07.339
7	13:19:01.338	3:40.639	1:20.050	2:20.589	2	13:04:46.749	2:07.941	1:03.233	1:04.708
8	13:21:08.435	2:07.097	1:02.210	1:04.887	3	13:07:11.164	2:24.415	1:12.328	1:12.087
(710) Dovydas Karka					4	13:09:25.531	2:14.367	1:05.346	1:09.021
1	13:03:28.810	2:27.979	1:11.971	1:16.008	5	13:11:34.951	2:09.420	1:03.698	1:05.722
2	13:05:36.509	2:07.699	1:03.106	1:04.593	6	13:16:00.549	4:25.598	1:11.247	3:14.351
3	13:08:04.726	2:28.217	1:18.899	1:09.318	7	13:18:11.236	2:10.687	1:04.123	1:06.564
4	13:10:24.847	2:20.121	1:07.866	1:12.255	8	13:20:35.124	2:23.888	1:12.171	1:11.717
5	13:12:31.928	2:07.081	1:03.065	1:04.016	(416) Mikkel Snedker				
6	13:15:12.789	2:40.861	1:22.185	1:18.676	1	13:03:18.932	2:27.308	1:11.257	1:16.051
7	13:17:19.321	2:06.532	1:01.898	1:04.634	2	13:05:27.218	2:08.286	1:03.313	1:04.973
8	13:19:54.517	2:35.196	1:21.927	1:13.269	3	13:07:50.542	2:23.324	1:11.429	1:11.895
9	13:22:28.898	2:34.381	1:10.897	1:23.484	4	13:10:15.146	2:24.604	1:08.990	1:15.614
(176) Karol Kruszynski					5	13:12:23.818	2:08.672	1:04.166	1:04.506
1	13:03:26.975	2:33.090	1:17.076	1:16.014	6	13:14:48.766	2:24.948	1:14.915	1:10.033
2	13:05:33.647	2:06.672	1:03.175	1:03.497	7	13:17:12.669	2:23.903	1:09.121	1:14.782
3	13:07:59.249	2:25.602	1:14.324	1:11.278	8	13:19:24.761	2:12.092	1:04.873	1:07.219
4	13:10:05.840	2:06.591	1:02.892	1:03.699	9	13:22:02.040	2:37.279	1:22.556	1:14.723
5	13:16:38.306	6:32.466	1:23.893	5:08.573	(297) Joey Rock				
6	13:18:45.365	2:07.059	1:02.549	1:04.510	1	13:03:12.899	2:24.226	1:10.912	1:13.314
7	13:21:20.939	2:35.574	1:17.160	1:18.414	2	13:05:21.924	2:09.025	1:03.765	1:05.260
(998) Nico Adler					3	13:08:15.112	2:53.188	1:12.418	1:40.770
1	13:02:46.621	2:19.182	1:09.068	1:10.114	4	13:10:24.372	2:09.260	1:02.956	1:06.304
2	13:04:53.356	2:06.735	1:03.538	1:03.197	5	13:13:29.360	3:04.988	1:37.077	1:27.911
					6	13:15:57.469	2:28.109	1:13.525	1:14.584



Int. ADAC MX Masters Tensfeld

Klasse 2 Youngster Cup

Tensfeld 1,850 Km

Qualifying Group 1

18.07.2015 13:00

Qualifying (20:00 Time) started at 12:59:56

Lap	Time of Day	Lap Tm	S1 Tm	S2 Tm
7	13:18:32.279	2:34.810	1:06.770	1:28.040
8	13:20:41.701	2:09.422	1:03.655	1:05.767

(133) Robin Sujatta

1	13:03:05.376	2:23.881	1:10.890	1:12.991
2	13:05:32.592	2:27.216	1:15.631	1:11.585
3	13:07:44.801	2:12.209	1:04.644	1:07.565
4	13:09:53.975	2:09.174	1:04.061	1:05.113
5	13:15:32.379	5:38.404	1:20.716	4:17.688
6	13:17:42.514	2:10.135	1:04.462	1:05.673
7	13:19:53.835	2:11.321	1:05.151	1:06.170
8	13:22:35.871	2:42.036	1:20.028	1:22.008

(218) Kamil Osieleniec

1	13:02:44.959	2:19.746	1:10.160	1:09.586
2	13:04:54.372	2:09.413	1:03.698	1:05.715
3	13:08:44.358	3:49.986	1:36.143	2:13.843
4	13:10:54.798	2:10.440	1:05.035	1:05.405
5	13:13:33.270	2:38.472	1:04.370	1:34.102
6	13:16:18.701	2:45.431	1:23.315	1:22.116
7	13:18:41.388	2:22.687	1:05.352	1:17.335
8	13:20:50.685	2:09.297	1:04.451	1:04.846

(60) Nico Koch

1	13:03:52.960	2:46.430	1:20.441	1:25.989
2	13:06:02.505	2:09.545	1:04.600	1:04.945
3	13:08:37.988	2:35.483	1:14.016	1:21.467
4	13:10:47.383	2:09.395	1:04.718	1:04.677
5	13:13:25.363	2:37.980	1:18.674	1:19.306
6	13:15:37.172	2:11.809	1:06.225	1:05.584
7	13:19:03.600	3:26.428	1:19.849	2:06.579
8	13:21:13.155	2:09.555	1:04.211	1:05.344

(386) Luis Carstens

1	13:02:29.691	2:12.341	1:05.884	1:06.457
2	13:04:48.009	2:18.318	1:11.315	1:07.003
3	13:06:59.114	2:11.105	1:04.497	1:06.608
4	13:10:35.977	3:36.863	1:19.418	2:17.445
5	13:12:46.411	2:10.434	1:04.587	1:05.847
6	13:14:57.195	2:10.784	1:04.654	1:06.130
7	13:17:33.958	2:36.763	1:17.611	1:19.152
8	13:19:44.362	2:10.404	1:04.360	1:06.044
9	13:22:40.040	2:55.678	1:32.569	1:23.109

(245) Mads Rasmussen

1	13:02:28.651	2:12.844	1:05.540	1:07.304
2	13:04:39.294	2:10.643	1:04.417	1:06.226
3	13:08:38.529	3:59.235	1:10.140	2:49.095
4	13:10:53.130	2:14.601	1:06.081	1:08.520
5	13:13:04.186	2:11.056	1:04.418	1:06.638
6	13:15:27.764	2:23.578	1:14.502	1:09.076
7	13:17:49.060	2:21.296	1:07.573	1:13.723
8	13:20:00.572	2:11.512	1:04.414	1:07.098

(476) Hannes Wegner

1	13:03:06.290	2:21.032	1:09.534	1:11.498
2	13:05:17.519	2:11.229	1:04.409	1:06.820
3	13:08:02.951	2:45.432	1:32.225	1:13.207
4	13:10:13.968	2:11.017	1:04.441	1:06.576
5	13:15:13.957	4:59.989	1:21.180	3:38.809
6	13:17:25.260	2:11.303	1:04.845	1:06.458
7	13:19:55.888	2:30.628	1:17.017	1:13.611
8	13:22:33.360	2:37.472	1:16.072	1:21.400

(503) Oliver Kaas

1	13:03:30.149	2:28.023	1:14.434	1:13.589
---	--------------	-----------------	----------	----------

Lap	Time of Day	Lap Tm	S1 Tm	S2 Tm
2	13:06:09.160	2:39.011	1:03.429	1:35.582
3	13:08:22.298	2:13.138	1:05.632	1:07.506
4	13:13:36.002	5:13.704	1:30.880	3:42.824
5	13:15:47.234	2:11.232	1:04.639	1:06.593
6	13:18:39.883	2:52.649	1:27.498	1:25.151
7	13:20:52.617	2:12.734	1:04.857	1:07.877

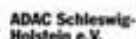
(204) Loris Freidig

1	13:03:32.588	2:24.456	1:11.892	1:12.564
2	13:05:46.983	2:14.395	1:07.236	1:07.159
3	13:08:00.466	2:13.483	1:06.954	1:06.529
4	13:13:00.454	4:59.988	1:33.467	3:26.521
5	13:15:26.894	2:26.440	1:12.238	1:14.202
6	13:18:14.440	2:47.546	1:29.001	1:18.545
7	13:20:45.096	2:30.656	1:17.398	1:13.258

(776) Oliver Jacques Sczeponek

1	13:03:38.580	2:42.202	1:19.690	1:22.512
2	13:05:52.403	2:13.823	1:05.994	1:07.829
3	13:08:06.233	2:13.830	1:06.097	1:07.733
4	13:10:49.800	2:43.567	1:25.580	1:17.987
5	13:13:03.662	2:13.862	1:06.616	1:07.246
6	13:16:28.428	3:24.766	1:24.917	1:59.849
7	13:18:54.144	2:25.716	1:06.386	1:19.330
8	13:21:15.341	2:21.197	1:07.651	1:13.546

S. Will



Int. ADAC MX Masters Tensfeld

Klasse 2 Youngster Cup

Tensfeld 1,850 Km

Qualifying Group 2

18.07.2015 13:25

Qualifying (20:00 Time) started at 13:25:10

Pos	No.	Name	FNM	Nat/Hometown	Trademark	Entrant / Team	Laps	Best Tm	Diff	In Lap	km/h
1	298	Bas Vaessen	KNMV	NED/ Swalmen	SUZUKI	Team Rockstar Energy Suzuki Europe	9	2:02.410		8	54,407
2	435	Sam Korneliussen	DMU	DEN/ aalborg sv	TM	KK TM Factory racing	7	2:03.404	0.994	6	53,969
3	113	Joel van Mechelen	KNMV	NED/ Prinsenbeek	KTM	GPR Promo MX Team	7	2:03.714	1.304	2	53,834
4	334	Mathias Gryning	DMU	DEN/ Slagelse	SUZUKI	Kaduuz Racing	7	2:03.782	1.372	4	53,804
5	17	Stefan Ekerold	DMSB	GER/ Weiskirchen	KTM	Bodo Schmidt Motorsport	9	2:03.938	1.528	5	53,737
6	392	Valentin Ander	RFME	ESP/ Ayegui	YAMAHA	TEAM YAMAHA AUSIO YAMALUBE	9	2:04.299	1.889	5	53,580
7	595	Cedric Grobben	FMB	BEL/ Oplabbeek	HUSQVARNA		8	2:04.707	2.297	6	53,405
8	226	Tom Koch	DMSB	GER/ Wormstedt	SUZUKI	ADAC Hessen-Thüringen MX Masters Ro	9	2:04.830	2.420	8	53,353
9	194	Bryan Engelen	FMB	BEL/ Zonhoven	KTM	Team AID	9	2:05.688	3.278	8	52,988
10	177	Franziskus Wünsche	DMSB	GER/ Klüden	KTM	KM-Kaczmarek Motorsport	8	2:05.847	3.437	4	52,921
11	899	Nils Gehrke	DMSB	GER/ Kalltenholzh	SUZUKI	Team AB-Racing by Suzuki Reinecke	8	2:06.269	3.859	6	52,745
12	57	Mathias Plessers	FMB	BEL/ Landen	KTM	DAM Racing	8	2:06.549	4.139	8	52,628
13	278	Thomas Vermijl	FMB	BEL/ Helchteren	KTM	GPR Promo MX Team	8	2:06.655	4.245	8	52,584
14	610	Mads Sjøholm	DMU	DEN/ Gråsten	KAWASAKI	SH-Racing-Parts	7	2:06.682	4.272	1	52,573
15	50	Cyrille Flury	FMS	SUI/ Leuzigen	KTM	Team marXparts by Motocenter Hegau	9	2:07.082	4.672	2	52,407
16	154	Dani de Vries	KNMV	NED/ Roden	YAMAHA	Team HE-JA/Bruggen Tweewielers	8	2:07.190	4.780	8	52,363
17	969	Emil Jepsen	DMU	DEN/ sonderborg	HONDA	KMP Honda Repsol Racing Team	9	2:07.593	5.183	2	52,197
18	317	Nico Müller	DMSB	GER/ Bruchsal	KAWASAKI	ADAC Pfalz	9	2:08.080	5.670	6	51,999
19	34	Toni Hoffmann	DMSB	GER/ Wismar	KTM	BvZ Racing Team	7	2:08.270	5.860	6	51,922
20	761	Jens Carlier	FMB	BEL/ Tremelo	YAMAHA	-	9	2:08.631	6.221	2	51,776
21	377	Martin Krc	ACCR	CZE/ Sternberk	KTM	SZA-STAV racing team	8	2:08.861	6.451	4	51,684
22	227	Vincent Gallwitz	DMSB	GER/ Rheinberg	YAMAHA	TEAM Yamaha STC Racing	8	2:09.727	7.317	2	51,339
23	184	Marco König	DMSB	GER/ Ansbach	KTM	KTM Kosak Racing Team	8	2:09.783	7.373	5	51,316
24	811	Akos Rozgonyi	MAMS	HUN/ Szeged	MAMS	Husqvarna Maurer Racing	9	2:09.879	7.469	5	51,278
25	347	Johannes Klein	OeAMTC	AUT/ Steyr	KTM	COFAIN Racing Team / KTM Zauner	8	2:10.024	7.614	4	51,221
26	264	Jascha Berg	DMSB	GER/ Riede	SUZUKI	Team Castrol Power1 Suzuki Moto-Base	8	2:10.242	7.832	7	51,136
27	398	Leon Ast	DMSB	GER/ Blankenburg	YAMAHA	ADAC Niedersachsen/Sachsen Anhalt	8	2:11.477	9.067	8	50,655
28	508	Dominik Malecki	PZM	POL/ Lublin	KAWASAKI	MEFO Sport Racing Team	7	2:13.470	11.060	5	49,899
29	961	Dario Haker	DMSB	GER/ Grönwohld	KAWASAKI		7	2:14.219	11.809	6	49,620
30	441	Phillip Eggers	DMSB	GER/ Mücke Atzer	KTM	Falcon Motorsports	8	2:15.012	12.602	7	49,329
31	491	Paul Haberland	DMSB	GER/ GroBvargula	SUZUKI	stielergruppe.mx Johannes Bikes Suzuki	8	2:15.485	13.075	6	49,157
32	499	Yannick Wolff	DMSB	GER/ Leverkusen	HUSQVARNA	-	7	2:18.198	15.788	3	48,192
33	424	Christoph Danz	DMSB	GER/ Groß-Zimme	KTM	ADAC Hessen-Thüringen/ MX Masters Rc	7	2:19.280	16.870	2	47,817
34	111	Niclas Flemmerer	DMSB	GER/ Berching	KTM	KTM Kosak Racing Team / ADAC Team N	7	2:20.039	17.629	2	47,558
35	212	Rosell Romero Joan De	RFME	ESP/ Sant antoni	YAMAHA	TEAM Yamaha STC Racing	7	2:20.902	18.492	5	47,267

Announcements

These results are provisional until the conclusion of any judicial and technical matters!

Weather: cloudy 21 degrees, dry track

Position 1- 17 are qualified for the races!

Official Timing www.camp-company.de / www.motorsport-events.se

Orbits

Timekeeping Steffen Kirchhof:

Clerk of the course Holger Möller:

Jury President Olaf Noack:

Reg. Nr MX 28/15

www.mylaps.com
Licensed to: Camp Company

Printed: 18.07.2015 13:47:46

posted at:

h



Int. ADAC MX Masters Tensfeld

Klasse 2 Youngster Cup

Tensfeld 1,850 Km

Qualifying Group 2

18.07.2015 13:25

Qualifying (20:00 Time) started at 13:25:10

Lap	Time of Day	Lap Tm	S1 Tm	S2 Tm	Lap	Time of Day	Lap Tm	S1 Tm	S2 Tm					
(610) Mads Sjöholm														
1	13:27:38.711	2:06.682	1:02.532	1:04.150	4	13:35:15.526	2:09.363	1:03.788	1:05.575					
2	13:30:13.001	2:34.290	1:20.227	1:14.063	5	13:37:46.027	2:30.501	1:16.349	1:14.152					
3	13:32:38.563	2:25.562	1:10.972	1:14.590	6	13:39:57.163	2:11.136	1:03.644	1:07.492					
4	13:34:45.700	2:07.137	1:03.121	1:04.016	7	13:42:32.370	2:35.207	1:17.761	1:17.446					
5	13:41:04.104	6:18.404	1:28.112	4:50.292	8	13:44:42.877	2:10.507	1:04.864	1:05.643					
6	13:43:12.567	2:08.463	1:03.300	1:05.163	9	13:47:22.553	2:39.676	1:21.218	1:18.458					
7	13:46:11.230	2:58.663	1:32.097	1:26.566	(377) Martin Krc									
(50) Cyrille Flury														
1	13:28:06.424	2:18.849	1:10.429	1:08.420	1	13:28:44.334	2:37.111	1:20.658	1:16.453					
2	13:30:13.506	2:07.082	1:01.941	1:05.141	2	13:30:54.623	2:10.289	1:03.784	1:06.505					
3	13:32:29.451	2:15.945	1:08.077	1:07.868	3	13:33:31.345	2:36.722	1:14.807	1:21.915					
4	13:34:36.741	2:07.290	1:02.175	1:05.115	4	13:35:40.206	2:08.861	1:03.139	1:05.722					
5	13:37:13.247	2:36.506	1:25.151	1:11.355	5	13:38:31.484	2:51.278	1:22.907	1:28.371					
6	13:39:21.637	2:08.390	1:03.612	1:04.778	6	13:40:41.761	2:10.277	1:03.435	1:06.842					
7	13:42:34.274	3:12.637	1:22.764	1:49.873	7	13:43:37.846	2:56.085	1:30.439	1:25.646					
8	13:44:44.069	2:09.795	1:04.632	1:05.163	8	13:45:48.019	2:10.173	1:04.440	1:05.733					
9	13:46:54.578	2:10.509	1:04.314	1:06.195	(227) Vincent Gallwitz									
(154) Dani de Vries														
1	13:29:23.250	2:48.677	1:25.184	1:23.493	1	13:28:08.742	2:21.537	1:12.487	1:09.050					
2	13:31:31.962	2:08.712	1:02.233	1:06.479	2	13:30:18.469	2:09.727	1:04.143	1:05.584					
3	13:33:41.319	2:09.357	1:02.649	1:06.708	3	13:32:40.332	2:21.863	1:06.061	1:15.802					
4	13:36:15.899	2:34.580	1:19.671	1:14.909	4	13:34:50.733	2:10.401	1:04.283	1:06.118					
5	13:38:33.483	2:17.584	1:01.378	1:16.206	5	13:39:15.758	4:25.025	1:17.373	3:07.652					
6	13:40:40.737	2:07.254	1:02.769	1:04.485	6	13:41:31.093	2:15.335	1:05.099	1:10.236					
7	13:43:10.252	2:29.515	1:17.842	1:11.673	7	13:43:41.792	2:10.699	1:04.186	1:06.513					
8	13:45:17.442	2:07.190	1:02.521	1:04.669	8	13:45:53.759	2:11.967	1:04.939	1:07.028					
(184) Marco König														
(969) Emil Jepsen														
1	13:27:45.654	2:09.550	1:03.815	1:05.735	1	13:28:48.582	2:33.935	1:15.793	1:18.142					
2	13:29:53.247	2:07.593	1:02.942	1:04.651	2	13:31:26.272	2:37.690	1:13.630	1:24.060					
3	13:32:21.424	2:28.177	1:14.511	1:13.666	3	13:33:38.207	2:11.935	1:05.802	1:06.133					
4	13:34:31.199	2:09.775	1:03.775	1:06.000	4	13:36:11.741	2:33.534	1:16.181	1:17.353					
5	13:37:38.286	3:07.087	1:14.338	1:52.749	5	13:38:21.524	2:09.783	1:03.741	1:06.042					
6	13:39:46.466	2:08.180	1:02.845	1:05.335	6	13:42:23.734	4:02.210	1:23.164	2:39.046					
7	13:42:10.816	2:24.350	1:14.678	1:09.672	7	13:45:01.593	2:37.859	1:06.570	1:31.289					
8	13:44:30.225	2:19.409	1:08.186	1:11.223	8	13:47:14.144	2:12.551	1:05.251	1:07.300					
9	13:46:55.097	2:24.872	1:03.969	1:20.903	(811) Akos Rozgonyi									
(317) Nico Müller														
1	13:28:28.028	2:25.872	1:15.389	1:10.483	1	13:28:11.739	2:13.962	1:07.302	1:06.660					
2	13:30:37.750	2:09.722	1:03.680	1:06.042	2	13:30:23.294	2:11.555	1:04.652	1:06.903					
3	13:32:46.927	2:09.177	1:04.138	1:05.039	3	13:32:50.583	2:27.289	1:14.377	1:12.912					
4	13:34:55.507	2:08.580	1:04.292	1:04.288	4	13:35:01.977	2:11.394	1:04.138	1:07.256					
5	13:37:36.377	2:40.870	1:25.454	1:15.416	5	13:37:11.856	2:09.879	1:04.455	1:05.424					
6	13:39:44.457	2:08.080	1:04.188	1:03.892	6	13:39:54.897	2:43.041	1:28.650	1:14.391					
7	13:42:36.266	2:51.809	1:27.636	1:24.173	7	13:42:12.151	2:17.254	1:10.985	1:06.269					
8	13:44:46.438	2:10.172	1:04.166	1:06.006	8	13:44:23.422	2:11.271	1:04.943	1:06.328					
9	13:47:30.880	2:44.442	1:04.005	1:40.437	9	13:47:13.812	2:50.390	1:26.995	1:23.395					
(347) Johannes Klein														
(34) Toni Hoffmann														
1	13:27:57.883	2:18.511	1:05.286	1:13.225	1	13:29:00.337	2:44.083	1:28.842	1:15.241					
2	13:30:06.548	2:08.665	1:03.566	1:05.099	2	13:31:42.375	2:42.038	1:06.584	1:35.454					
3	13:35:34.165	5:27.617	1:23.920	4:03.697	3	13:34:24.141	2:41.766	1:02.901	1:38.865					
4	13:37:42.501	2:08.336	1:02.736	1:05.600	4	13:36:34.165	2:10.024	1:03.496	1:06.528					
5	13:41:54.964	4:12.463	1:31.808	2:40.655	5	13:39:25.223	2:51.058	1:33.604	1:17.454					
6	13:44:03.234	2:08.270	1:03.081	1:05.189	6	13:41:35.682	2:10.459	1:04.069	1:06.390					
7	13:47:09.195	3:05.961	1:34.208	1:31.753	7	13:44:22.630	2:46.948	1:04.128	1:42.820					
(761) Jens Carlier														
1	13:28:32.961	2:21.816	1:11.385	1:10.431	1	13:46:33.427	2:10.797	1:03.434	1:07.363					
2	13:30:41.592	2:08.631	1:03.449	1:05.182	(264) Jascha Berg									
3	13:33:06.163	2:24.571	1:11.390	1:13.181										



ADAC Schleswig-Holstein e.V.



Int. ADAC MX Masters Tensfeld

Klasse 2 Youngster Cup

Tensfeld 1,850 Km

Qualifying Group 2

18.07.2015 13:25

Qualifying (20:00 Time) started at 13:25:10

Lap	Time of Day	Lap Tm	S1 Tm	S2 Tm	Lap	Time of Day	Lap Tm	S1 Tm	S2 Tm
8	13:46:53.816	2:13.628	1:05.038	1:08.590	7	13:47:13.786	3:16.336	1:47.795	1:28.541
(398) Leon Ast					(111) Niclas Flemmerer				
1	13:28:19.118	2:27.564	1:14.826	1:12.738	1	13:28:55.322	2:36.134	1:21.634	1:14.500
2	13:30:32.257	2:13.139	1:05.957	1:07.182	2	13:31:15.361	2:20.039	1:09.832	1:10.207
3	13:32:46.851	2:14.594	1:07.440	1:07.154	3	13:34:03.460	2:48.099	1:26.375	1:21.724
4	13:36:01.865	3:15.014	1:15.617	1:59.397	4	13:36:24.500	2:21.040	1:10.945	1:10.095
5	13:38:16.465	2:14.600	1:06.044	1:08.556	5	13:40:48.773	4:24.273	1:31.947	2:52.326
6	13:40:30.352	2:13.887	1:05.952	1:07.935	6	13:43:11.439	2:22.666	1:12.201	1:10.465
7	13:44:06.014	3:35.662	1:16.901	2:18.761	7	13:45:35.788	2:24.349	1:13.166	1:11.183
8	13:46:17.491	2:11.477	1:04.045	1:07.432	(212) Rosell Romero Joan David				
(508) Dominik Malecki					1	13:29:02.444	2:39.437	1:23.785	1:15.652
1	13:28:49.658	2:24.768	1:11.387	1:13.381	2	13:31:29.455	2:27.011	1:14.336	1:12.675
2	13:31:03.529	2:13.871	1:05.550	1:08.321	3	13:34:05.297	2:35.842	1:22.231	1:13.611
3	13:33:46.180	2:42.651	1:21.444	1:21.207	4	13:36:27.525	2:22.228	1:11.502	1:10.726
4	13:38:23.836	4:37.656	1:11.475	3:26.181	5	13:38:48.427	2:20.902	1:11.205	1:09.697
5	13:40:37.306	2:13.470	1:06.347	1:07.123	6	13:43:05.748	4:17.321	1:41.433	2:35.888
6	13:42:52.451	2:15.145	1:06.503	1:08.642	7	13:45:39.128	2:33.380	1:21.453	1:11.927
7	13:47:20.085	4:27.634	1:39.062	2:48.572	(961) Dario Haker				
(961) Dario Haker					1	13:29:09.737	2:33.134	1:14.727	1:18.407
1	13:29:09.737	2:33.134	1:14.727	1:18.407	2	13:31:24.292	2:14.555	1:05.364	1:09.191
2	13:31:24.292	2:14.555	1:05.364	1:09.191	3	13:33:39.677	2:15.385	1:06.718	1:08.667
3	13:33:39.677	2:15.385	1:06.718	1:08.667	4	13:38:36.802	4:57.125	1:31.015	3:26.110
4	13:38:36.802	4:57.125	1:31.015	3:26.110	5	13:41:11.744	2:34.942	1:16.990	1:17.952
5	13:41:11.744	2:34.942	1:16.990	1:17.952	6	13:43:25.963	2:14.219	1:05.972	1:08.247
6	13:43:25.963	2:14.219	1:05.972	1:08.247	7	13:46:07.539	2:41.576	1:25.746	1:15.830
7	13:46:07.539	2:41.576	1:25.746	1:15.830	(441) Phillip Eggers				
(441) Phillip Eggers					1	13:28:33.148	2:31.821	1:15.501	1:16.320
1	13:28:33.148	2:31.821	1:15.501	1:16.320	2	13:30:51.886	2:18.738	1:09.037	1:09.701
2	13:30:51.886	2:18.738	1:09.037	1:09.701	3	13:33:17.539	2:25.653	1:14.552	1:11.101
3	13:33:17.539	2:25.653	1:14.552	1:11.101	4	13:35:45.970	2:28.431	1:14.930	1:13.501
4	13:35:45.970	2:28.431	1:14.930	1:13.501	5	13:38:17.158	2:31.188	1:15.155	1:16.033
5	13:38:17.158	2:31.188	1:15.155	1:16.033	6	13:40:44.591	2:27.433	1:14.630	1:12.803
6	13:40:44.591	2:27.433	1:14.630	1:12.803	7	13:42:59.603	2:15.012	1:05.545	1:09.467
7	13:42:59.603	2:15.012	1:05.545	1:09.467	8	13:45:49.991	2:50.388	1:28.982	1:21.406
8	13:45:49.991	2:50.388	1:28.982	1:21.406	(491) Paul Haberland				
(491) Paul Haberland					1	13:28:38.974	2:28.586	1:15.959	1:12.627
1	13:28:38.974	2:28.586	1:15.959	1:12.627	2	13:31:03.177	2:24.203	1:13.466	1:10.737
2	13:31:03.177	2:24.203	1:13.466	1:10.737	3	13:33:20.838	2:17.661	1:07.196	1:10.465
3	13:33:20.838	2:17.661	1:07.196	1:10.465	4	13:35:38.614	2:17.776	1:07.960	1:09.816
4	13:35:38.614	2:17.776	1:07.960	1:09.816	5	13:38:05.220	2:26.606	1:13.342	1:13.264
5	13:38:05.220	2:26.606	1:13.342	1:13.264	6	13:40:20.705	2:15.485	1:07.194	1:08.291
6	13:40:20.705	2:15.485	1:07.194	1:08.291	7	13:43:04.134	2:43.429	1:24.983	1:18.446
7	13:43:04.134	2:43.429	1:24.983	1:18.446	8	13:45:32.073	2:27.939	1:15.510	1:12.429
8	13:45:32.073	2:27.939	1:15.510	1:12.429	(499) Yannick Wolff				
(499) Yannick Wolff					1	13:28:53.145	2:37.043	1:23.097	1:13.946
1	13:28:53.145	2:37.043	1:23.097	1:13.946	2	13:31:19.521	2:26.376	1:10.321	1:16.055
2	13:31:19.521	2:26.376	1:10.321	1:16.055	3	13:33:37.719	2:18.198	1:09.108	1:09.090
3	13:33:37.719	2:18.198	1:09.108	1:09.090	4	13:38:11.586	4:33.867	1:26.728	3:07.139
4	13:38:11.586	4:33.867	1:26.728	3:07.139	5	13:40:55.150	2:43.564	1:26.647	1:16.917
5	13:40:55.150	2:43.564	1:26.647	1:16.917	6	13:43:16.344	2:21.194	1:11.422	1:09.772
6	13:43:16.344	2:21.194	1:11.422	1:09.772	7	13:46:15.750	2:59.406	1:32.959	1:26.447
7	13:46:15.750	2:59.406	1:32.959	1:26.447	(424) Christoph Danz				
(424) Christoph Danz					1	13:28:20.670	2:25.586	1:14.657	1:10.929
1	13:28:20.670	2:25.586	1:14.657	1:10.929	2	13:30:39.950	2:19.280	1:08.701	1:10.579
2	13:30:39.950	2:19.280	1:08.701	1:10.579	3	13:33:16.854	2:36.904	1:21.566	1:15.338
3	13:33:16.854	2:36.904	1:21.566	1:15.338	4	13:35:37.520	2:20.666	1:08.566	1:12.100
4	13:35:37.520	2:20.666	1:08.566	1:12.100	5	13:41:37.286	5:59.766	1:28.099	4:31.667
5	13:41:37.286	5:59.766	1:28.099	4:31.667	6	13:43:57.450	2:20.164	1:09.991	1:10.173
6	13:43:57.450	2:20.164	1:09.991	1:10.173					



ADAC Schleswig-Holstein e.V.

**ADAC MX MASTERS Int. ADAC Motocross Tensfeld 17. - 18. Juli 2015****MX Youngster Cup****Track length: 1.850 m****Startgrid MX-Youngster Cup Last Chance**

Pos.	No.	Name	FNM	Nat./Hometown	Trademark	Entrant / Team
1	710	Karka, Dovydas	LMSF	LTU/ Pasvalys	KTM	Garin MX Team
2	317	Müller, Nico	DMSB	GER/ Bruchsal	KAWASAKI	ADAC Pfalz
3	176	Kruszynski, Karol	PZM	POL/ ?ysomice	KTM	-
4	34	Hoffmann, Toni	DMSB	GER/ Wismar	KTM	BvZ Racing Team
5	998	Adler, Nico	DMSB	GER/ Ebersbach	KTM	ADAC Sachsen
6	761	Carlier, Jens	FMB	BEL/ Tremelo	YAMAHA	-
7	31	Casas Cervera, Oriol	RFME	ESP/ Calders	YAMAHA	-
8	377	Krc, Martin	ACCR	CZE/ Šternberk	KTM	SZA-STAV racing team
9	54	Winkle, Kevin	DMSB	GER/ Murrhardt	HUSQVARNA	MPS Racing
10	227	Gallwitz, Vincent	DMSB	GER/ Rheinberg	YAMAHA	TEAM Yamaha STC Racing
11	545	Lange, Tom	DMSB	GER/ Gornsdorf	SUZUKI	MSC Lugau
12	184	König, Marco	DMSB	GER/ Ansbach	KTM	KTM Kosak Racing Team
13	283	Griekspoor, Lars	KNMV	NED/ Nieuw Vennepe	KTM	Team Griekspoor
14	811	Rozgonyi, Akos	MAMS	HUN/ Szeged	MAMS	Husqvarna Maurer Racing
15	416	Snedker, Mikkel	DMU	DEN/ Vodskov	YAMAHA	Yamaha EASY MX
16	347	Klein, Johannes	OeAMTC	AUT/ Steyr	KTM	COFAIN Racing Team / KTM Zauner
17	297	Rock, Joey	DMSB	GER/ Schnelldorf	KTM	Ferrotherm /JWD
18	264	Berg, Jascha	DMSB	GER/ Riede	SUZUKI	Team Castrol Power1 Suzuki Moto-Base
19	133	Sujatta, Robin	DMSB	GER/ Rheurdt	SUZUKI	Twenty Suspension Suzuki
20	398	Ast, Leon	DMSB	GER/ Blankenburg	YAMAHA	ADAC Niedersachsen/Sachsen Anhalt
21	218	Osieleniec, Kamil	PZM	GER/ Lublin	KAWASAKI	MEFO Sport Racing Team
22	508	Malecki, Dominik	PZM	POL/ Lublin	KAWASAKI	MEFO Sport Racing Team
23	60	Koch, Nico	DMSB	GER/ Braunschweig	KTM	ADAC Niedersachsen/Sachsen Anhalt
24	961	Haker, Dario	DMSB	GER/ Grönwohld	KAWASAKI	-
25	386	Carstens, Luis	PZM	POL/ Krefeld	SUZUKI	Team DIGA-Procross
26	441	Eggers, Phillip	DMSB	GER/ Mücke Atzenhain	KTM	Falcon Motorsports
27	245	Rasmussen, Mads	DMU	DEN/ Odder	YAMAHA	TEAM Yamaha STC Racing
28	491	Haberland, Paul	DMSB	GER/ Großvargula	SUZUKI	stielergruppe.mx Johannes Bikes Suzuki/AD/
29	476	Wegner, Hannes	DMSB	GER/ Jatznick	KTM	KTM GST Berlin Racing
30	499	Wolff, Yannick	DMSB	GER/ Leverkusen	HUSQVARNA	-
31	503	Kaas, Oliver	DMSB	GER/ Schwanstetten	HONDA	Honda Meyer Racing
32	424	Danz, Christoph	DMSB	GER/ Groß-Zimmern	KTM	ADAC Hessen-Thüringen/ MX Masters Rooki
33	204	Freidig, Loris	FMS	SUI/ Sumiswald	KAWASAKI	HFour-MX Raceland
34	111	Flemmerer, Niclas	DMSB	GER/ Berching	KTM	KTM Kosak Racing Team / ADAC Team Norr
35	776	Sczeponek, Oliver Jacques	DMSB	GER/ Landsberg OT Peißen	KTM	Falcon Motorsports
36	212	Joan David, Rosell Romero	RFME	ESP/ Sant antoni de Vilamaj	YAMAHA	TEAM Yamaha STC Racing

Reserve

Announcements: These results are provisional until the conclusion of any judicial and technical matters

Clerk of the course Holger Möller:

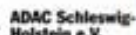
Jury President Olaf Noack:

Timekeeping Steffen Kirchhof:

Posted at: h

Printed: 18.07.2015 13:48

Reg. Nr.: 28/15



Int. ADAC MX Masters Tensfeld

Klasse 2 Youngster Cup

Tensfeld 1,850 Km

Last Chance Race

18.07.2015 16:00

Race (15:00 and 2 Laps) started at 16:01:59

Pos	No.	Name	FNM	Nat/Hometown	Trademark	Entrant / Team	Laps	Total Tm	Diff	Best Tm	In Lap	Points
1	317	Nico Müller	DMSB	GER/ Bruchsal	KAWASAKI	ADAC Pfalz	10	21:02.547		2:14.053	3	0
2	34	Toni Hoffmann	DMSB	GER/ Wismar	KTM	BvZ Racing Team	10	21:05.936	3.389	2:13.959	3	0
3	710	Dovydas Karka	LMSF	LTU/ Pasvalys	KTM	Garin MX Team	10	21:10.318	7.771	2:14.793	3	0
4	283	Lars Griekspoor	KNMV	NED/ Nieuw Vennep	KTM	Team Griekspoor	10	21:13.958	11.411	2:14.487	3	0
5	54	Kevin Winkle	DMSB	GER/ Murrhardt	HUSQVARNA	MPS Racing	10	21:23.670	21.123	2:15.151	3	0
6	31	Oriol Casas Cervera	RFME	ESP/ Calders	YAMAHA		10	21:24.697	22.150	2:15.985	2	0
7	227	Vincent Gallwitz	DMSB	GER/ Rheinberg	YAMAHA	TEAM Yamaha STC Racing	10	21:27.576	25.029	2:17.560	5	0
8	998	Nico Adler	DMSB	GER/ Ebersbach	KTM	ADAC Sachsen	10	21:28.491	25.944	2:11.910	3	0
9	398	Leon Ast	DMSB	GER/ Blankenburg	YAMAHA	ADAC Niedersachsen/Sachsen Ar	10	21:30.445	27.898	2:18.636	3	0
10	245	Mads Rasmussen	DMU	DEN/ Odder	YAMAHA	TEAM Yamaha STC Racing	10	21:36.751	34.204	2:17.861	6	0
11	377	Martin Krc	ACCR	CZE/ Sternberk	KTM	SZA-STAV racing team	10	21:37.944	35.397	2:19.938	3	0
12	811	Akos Rozgonyi	MAMS	HUN/ Szeged	MAMS	Husqvarna Maurer Racing	10	21:46.019	43.472	2:17.325	9	0
13	133	Robin Sujatta	DMSB	GER/ Rheurdt	SUZUKI	Twenty Suspension Suzuki	10	21:52.690	50.143	2:20.016	9	0
14	961	Dario Haker	DMSB	GER/ Grönwohld	KAWASAKI		10	21:58.854	56.307	2:19.857	3	0
15	416	Mikkel Snedker	DMU	DEN/ Vodskov	YAMAHA	Yamaha EASY MX	10	22:06.976	1:04.429	2:18.895	3	0
16	441	Phillip Eggers	DMSB	GER/ Mücke Atzenhain	KTM	Falcon Motorsports	10	22:09.697	1:07.150	2:19.228	4	0
17	264	Jascha Berg	DMSB	GER/ Riede	SUZUKI	Team Castrol Power1 Suzuki Mot	10	22:13.746	1:11.199	2:21.801	7	0
18	60	Nico Koch	DMSB	GER/ Braunschweig	KTM	ADAC Niedersachsen/Sachsen Ar	10	22:28.485	1:25.938	2:21.612	3	0
19	545	Tom Lange	DMSB	GER/ Gornsdorf	SUZUKI	MSC Lugau	10	22:48.669	1:46.122	2:18.848	3	0
20	212	Rosell Romero Joan I	RFME	ESP/ Sant antoni de Vilar	YAMAHA	TEAM Yamaha STC Racing	10	22:51.387	1:48.840	2:24.320	3	0
21	503	Oliver Kaas	DMSB	GER/ Schwanstetten	HONDA	Honda Meyer Racing	10	23:00.477	1:57.930	2:24.077	3	0
22	499	Yannick Wolff	DMSB	GER/ Leverkusen	HUSQVARNA	-	10	23:06.955	2:04.408	2:26.557	4	0
23	111	Niclas Flemmerer	DMSB	GER/ Berching	KTM	KTM Kosak Racing Team / ADAC	10	23:17.741	2:15.194	2:27.548	3	0
24	204	Loris Freidig	FMS	SUI/ Sumiswald	KAWASAKI	HFfour-MX Raceland	10	23:22.798	2:20.251	2:24.158	2	0
25	776	Oliver Jacques Sczpe	DMSB	GER/ Landsberg OT Peiß	KTM	Falcon Motorsports	10	23:28.476	2:25.929	2:25.435	9	0
26	424	Christoph Danz	DMSB	GER/ Groß-Zimmern	KTM	ADAC Hessen-Thüringen/ MX Ma	9	21:07.638	1 Lap	2:26.201	4	0
27	491	Paul Haberland	DMSB	GER/ Großvargula	SUZUKI	stielergruppe.mx Johannes Bikes	9	21:39.454	1 Lap	2:20.628	4	0

Not classified (75% = 8 Laps)

DNF	347	Johannes Klein	OeAMTC	AUT/ Steyr	KTM	COFAIN Racing Team / KTM Zaur	7	15:56.614	DNF	2:17.645	4	0
DNF	386	Luis Carstens	PZM	POL/ Krefeld	SUZUKI	Team DIGA-Procross	6	12:30.495	DNF	2:17.691	3	0
DNF	476	Hannes Wegner	DMSB	GER/ Jatznick	KTM	KTM GST Berlin Racing	6	12:31.814	DNF	2:21.524	3	0
DNF	218	Kamil Osieleniec	PZM	GER/ Lublin	KAWASAKI	MEFO Sport Racing Team	6	12:33.490	DNF	2:20.284	4	0
DNF	761	Jens Carlier	FMB	BEL/ Tremelo	YAMAHA	-	5	12:04.110	DNF	2:13.223	2	0
DNF	176	Karol Kruszynski	PZM	POL/ ?ysomice	KTM	-	4	7:28.160	DNF	2:15.478	2	0
DNF	184	Marco König	DMSB	GER/ Ansbach	KTM	KTM Kosak Racing Team	3	5:25.679	DNF	2:21.569	3	0
DNF	297	Joey Rock	DMSB	GER/ Schnelldorf	KTM	Ferrotherm /JWD	2	2:48.897	DNF	2:21.101	2	0
DNF	508	Dominik Malecki	PZM	POL/ Lublin	KAWASAKI	MEFO Sport Racing Team	1	59.907	DNF		0	0

Announcements

These results are provisional until the conclusion of any judicial and technical matters!

Weather: cloudy 21 degrees, dry track

Position 1- 6 are qualified for the races!

Started: 36 Classified: 27 Not classified: 9

Margin of Victory	Ø km/h	Best Lap Tm	km/h	Best Lap by
3.389	52,751	2:11.910	50,489	998 - Nico Adler

Official Timing www.camp-company.de / www.motorsport-events.se

Orbits

Timekeeping Steffen Kirchhof:

S. Wolff

Clerk of the course Holger Möller:

www.mylaps.com

Jury President Olaf Noack:

Reg. Nr MX 28/15

Licensed to: Camp Company

Printed: 18.07.2015 16:25:41

posted at:

h



ADAC Schleswig-Holstein e.V.



Int. ADAC MX Masters Tensfeld

Klasse 2 Youngster Cup

Tensfeld 1,850 Km

Last Chance Race

18.07.2015 16:00

Race (15:00 and 2 Laps) started at 16:01:59

Lap	Time of Day	Lap Tm	S1 Tm	S2 Tm
(317) Nico Müller				
1	16:02:24.602			
2	16:04:45.664	2:21.062	1:11.983	1:09.079
3	16:06:59.717	2:14.053	1:06.169	1:07.884
4	16:09:16.892	2:17.175	1:08.478	1:08.697
5	16:11:34.299	2:17.407	1:08.877	1:08.530
6	16:13:52.903	2:18.604	1:08.700	1:09.904
7	16:16:09.163	2:16.260	1:07.540	1:08.720
8	16:18:28.678	2:19.515	1:10.166	1:09.349
9	16:20:45.932	2:17.254	1:07.752	1:09.502
10	16:23:01.674	2:15.742	1:07.155	1:08.587

(34) Toni Hoffmann				
1	16:02:26.225			
2	16:04:45.089	2:18.864	1:09.909	1:08.955
3	16:06:59.048	2:13.959	1:05.779	1:08.180
4	16:09:15.643	2:16.595	1:06.845	1:09.750
5	16:11:31.578	2:15.935	1:05.991	1:09.944
6	16:13:48.865	2:17.287	1:06.984	1:10.303
7	16:16:08.041	2:19.176	1:08.503	1:10.673
8	16:18:27.512	2:19.471	1:08.865	1:10.606
9	16:20:45.430	2:17.918	1:07.310	1:10.608
10	16:23:05.063	2:19.633	1:07.246	1:12.387

(710) Dovydas Karka				
1	16:02:28.222			
2	16:04:46.142	2:17.920	1:09.584	1:08.336
3	16:07:00.935	2:14.793	1:06.644	1:08.149
4	16:09:16.504	2:15.569	1:06.010	1:09.559
5	16:11:33.656	2:17.152	1:08.576	1:08.576
6	16:13:50.352	2:16.696	1:07.193	1:09.503
7	16:16:08.816	2:18.464	1:08.516	1:09.948
8	16:18:29.817	2:21.001	1:11.334	1:09.667
9	16:20:49.130	2:19.313	1:08.919	1:10.394
10	16:23:09.445	2:20.315	1:09.074	1:11.241

(283) Lars Griekspoor				
1	16:02:25.083			
2	16:04:43.900	2:18.817	1:10.479	1:08.338
3	16:06:58.387	2:14.487	1:06.409	1:08.078
4	16:09:15.814	2:17.427	1:07.984	1:09.443
5	16:11:32.445	2:16.631	1:08.745	1:07.886
6	16:13:49.302	2:16.857	1:07.349	1:09.508
7	16:16:10.063	2:20.761	1:08.998	1:11.763
8	16:18:32.247	2:22.184	1:10.892	1:11.292
9	16:20:52.283	2:20.036	1:09.956	1:10.080
10	16:23:13.085	2:20.802	1:09.602	1:11.200

(54) Kevin Winkle				
1	16:02:25.282			
2	16:04:41.552	2:16.270	1:07.316	1:08.954
3	16:06:56.703	2:15.151	1:07.429	1:07.722
4	16:09:12.938	2:16.235	1:06.426	1:09.809
5	16:11:29.289	2:16.351	1:07.340	1:09.011
6	16:13:47.737	2:18.448	1:08.165	1:10.283
7	16:16:07.204	2:19.467	1:08.589	1:10.878
8	16:18:31.370	2:24.166	1:11.265	1:12.901
9	16:20:56.535	2:25.165	1:12.913	1:12.252
10	16:23:22.797	2:26.262	1:12.711	1:13.551

(31) Oriol Casas Cervera				
1	16:02:23.823			
2	16:04:39.808	2:15.985	1:07.988	1:07.997
3	16:06:57.586	2:17.778	1:08.953	1:08.825
4	16:09:14.317	2:16.731	1:07.173	1:09.558

5	16:11:33.131	2:18.814	1:09.365	1:09.449
6	16:13:54.539	2:21.408	1:09.054	1:12.354
7	16:16:11.769	2:17.230	1:07.683	1:09.547
8	16:18:33.090	2:21.321	1:10.003	1:11.318
9	16:20:58.210	2:25.120	1:11.849	1:13.271
10	16:23:23.824	2:25.614	1:12.274	1:13.340

(227) Vincent Gallwitz				
1	16:02:28.493			
2	16:04:50.872	2:22.379	1:10.537	1:11.842
3	16:07:08.461	2:17.589	1:07.519	1:10.070
4	16:09:26.599	2:18.138	1:08.461	1:09.677
5	16:11:44.159	2:17.560	1:08.089	1:09.471
6	16:14:02.674	2:18.515	1:08.118	1:10.397
7	16:16:22.206	2:19.532	1:09.193	1:10.339
8	16:18:42.862	2:20.656	1:09.546	1:11.110
9	16:21:03.639	2:20.777	1:09.054	1:11.723
10	16:23:26.703	2:23.064	1:12.292	1:10.772

(998) Nico Adler				
1	16:02:23.937			
2	16:04:37.094	2:13.157	1:05.724	1:07.433
3	16:06:49.004	2:11.910	1:05.420	1:06.490
4	16:09:08.746	2:19.742	1:07.864	1:11.878
5	16:11:36.430	2:27.684	1:19.078	1:08.606
6	16:13:54.864	2:18.434	1:08.476	1:09.958
7	16:16:13.978	2:19.114	1:07.979	1:11.135
8	16:18:48.572	2:34.594	1:21.598	1:12.996
9	16:21:08.438	2:19.866	1:09.396	1:10.470
10	16:23:27.618	2:19.180	1:09.080	1:10.100

(398) Leon Ast				
1	16:02:29.104			
2	16:04:53.457	2:24.353	1:10.908	1:13.445
3	16:07:12.093	2:18.636	1:08.451	1:10.185
4	16:09:31.488	2:19.395	1:08.471	1:10.924
5	16:11:50.978	2:19.490	1:09.447	1:10.043
6	16:14:10.669	2:19.691	1:09.763	1:09.928
7	16:16:29.858	2:19.189	1:08.655	1:10.534
8	16:18:50.565	2:20.707	1:10.031	1:10.676
9	16:21:10.202	2:19.637	1:09.040	1:10.597
10	16:23:29.572	2:19.370	1:07.540	1:11.830

(245) Mads Rasmussen				
1	16:02:30.237			
2	16:04:53.715	2:23.478	1:11.510	1:11.968
3	16:07:13.357	2:19.642	1:08.841	1:10.801
4	16:09:32.138	2:18.781	1:09.240	1:09.541
5	16:11:51.783	2:19.645	1:10.774	1:08.871
6	16:14:09.644	2:17.861	1:07.311	1:10.550
7	16:16:28.438	2:18.794	1:08.837	1:09.957
8	16:18:49.293	2:20.855	1:10.064	1:10.791
9	16:21:12.872	2:23.579	1:11.385	1:12.194
10	16:23:35.878	2:23.006	1:10.159	1:12.847

(377) Martin Krc				
1	16:02:30.870			
2	16:04:51.372	2:20.502	1:11.091	1:09.411
3	16:07:11.310	2:19.938	1:09.204	1:10.734
4	16:09:32.934	2:21.624	1:09.975	1:11.649
5	16:11:53.419	2:20.485	1:11.015	1:09.470
6	16:14:13.385	2:19.966	1:09.226	1:10.740
7	16:16:34.647	2:21.262	1:08.068	1:13.194
8	16:18:55.160	2:20.513	1:10.577	1:09.936
9	16:21:16.211	2:21.051	1:11.241	1:09.810
10	16:23:37.071	2:20.860	1:10.874	1:09.986



ADAC Schleswig-Holstein e.V.



Int. ADAC MX Masters Tensfeld

Klasse 2 Youngster Cup

Tensfeld 1,850 Km

Last Chance Race

18.07.2015 16:00

Race (15:00 and 2 Laps) started at 16:01:59

Lap	Time of Day	Lap Tm	S1 Tm	S2 Tm	Lap	Time of Day	Lap Tm	S1 Tm	S2 Tm
(811) Akos Rozgonyi					5	16:12:12.799	2:22.163	1:11.279	1:10.884
1	16:02:30.510				6	16:14:36.383	2:23.584	1:11.205	1:12.379
2	16:05:03.712	2:33.202	1:08.821	1:24.381	7	16:16:58.184	2:21.801	1:11.641	1:10.160
3	16:07:27.039	2:23.327	1:13.320	1:10.007	8	16:19:23.272	2:25.088	1:11.951	1:13.137
4	16:09:46.706	2:19.667	1:10.281	1:09.386	9	16:21:48.641	2:25.369	1:13.947	1:11.422
5	16:12:07.961	2:21.255	1:10.154	1:11.101	10	16:24:12.873	2:24.232	1:10.906	1:13.326
6	16:14:26.558	2:18.597	1:08.430	1:10.167	(60) Nico Koch				
7	16:16:45.879	2:19.321	1:09.722	1:09.599	1	16:02:31.612			
8	16:19:03.404	2:17.525	1:07.694	1:09.831	2	16:04:56.143	2:24.531	1:12.963	1:11.568
9	16:21:20.729	2:17.325	1:07.699	1:09.626	3	16:07:17.755	2:21.612	1:10.318	1:11.294
10	16:23:45.146	2:24.417	1:10.582	1:13.835	4	16:09:40.146	2:22.391	1:10.589	1:11.802
(133) Robin Sujatta					5	16:12:05.729	2:25.583	1:13.978	1:11.605
1	16:02:33.567				6	16:14:33.116	2:27.387	1:13.228	1:14.159
2	16:04:59.709	2:26.142	1:15.401	1:10.741	7	16:17:02.105	2:28.989	1:14.461	1:14.528
3	16:07:22.772	2:23.063	1:10.420	1:12.643	8	16:19:32.312	2:30.207	1:16.451	1:13.756
4	16:09:44.067	2:21.295	1:10.491	1:10.804	9	16:21:59.929	2:27.617	1:14.937	1:12.680
5	16:12:06.894	2:22.827	1:12.301	1:10.526	10	16:24:27.612	2:27.683	1:15.781	1:11.902
6	16:14:28.160	2:21.266	1:10.497	1:10.769	(545) Tom Lange				
7	16:16:48.687	2:20.527	1:11.194	1:09.333	1	16:02:29.499			
8	16:19:11.513	2:22.826	1:13.058	1:09.768	2	16:04:48.804	2:19.305	1:08.034	1:11.271
9	16:21:31.529	2:20.016	1:10.882	1:09.134	3	16:07:07.652	2:18.848	1:08.483	1:10.365
10	16:23:51.817	2:20.288	1:09.608	1:10.680	4	16:09:46.144	2:38.492	1:07.183	1:31.309
(961) Dario Haker					5	16:12:20.525	2:34.381	1:16.855	1:17.526
1	16:02:25.776				6	16:14:59.435	2:38.910	1:24.957	1:13.953
2	16:04:47.202	2:21.426	1:09.240	1:12.186	7	16:17:25.122	2:25.687	1:12.493	1:13.194
3	16:07:07.059	2:19.857	1:09.392	1:10.465	8	16:19:54.865	2:29.743	1:16.126	1:13.617
4	16:09:34.055	2:26.996	1:15.192	1:11.804	9	16:22:19.656	2:24.791	1:12.238	1:12.553
5	16:11:58.121	2:24.066	1:12.233	1:11.833	10	16:24:47.796	2:28.140	1:13.600	1:14.540
6	16:14:21.518	2:23.397	1:10.787	1:12.610	(212) Rosell Romero Joan David				
7	16:16:44.942	2:23.424	1:11.247	1:12.177	1	16:02:33.115			
8	16:19:08.100	2:23.158	1:09.897	1:13.261	2	16:05:05.724	2:32.609	1:19.545	1:13.064
9	16:21:33.546	2:25.446	1:12.827	1:12.619	3	16:07:30.044	2:24.320	1:12.332	1:11.988
10	16:23:57.981	2:24.435	1:10.900	1:13.535	4	16:09:55.329	2:25.285	1:12.830	1:12.455
(416) Mikkel Snedker					5	16:12:23.924	2:28.595	1:14.599	1:13.996
1	16:02:32.508				6	16:14:52.408	2:28.484	1:15.434	1:13.050
2	16:04:59.153	2:26.645	1:15.767	1:10.878	7	16:17:23.390	2:30.982	1:17.101	1:13.881
3	16:07:18.048	2:18.895	1:09.034	1:09.861	8	16:19:50.325	2:26.935	1:13.397	1:13.538
4	16:09:38.138	2:20.090	1:09.473	1:10.617	9	16:22:21.943	2:31.618	1:15.109	1:16.509
5	16:12:01.271	2:23.133	1:11.936	1:11.197	10	16:24:50.514	2:28.571	1:14.428	1:14.143
6	16:14:24.950	2:23.679	1:12.313	1:11.366	(503) Oliver Kaas				
7	16:16:47.721	2:22.771	1:10.924	1:11.847	1	16:02:38.532			
8	16:19:13.547	2:25.826	1:13.226	1:12.600	2	16:05:04.601	2:26.069	1:14.201	1:11.868
9	16:21:38.971	2:25.424	1:13.430	1:11.994	3	16:07:28.678	2:24.077	1:11.410	1:12.667
10	16:24:06.103	2:27.132	1:13.368	1:13.764	4	16:09:53.078	2:24.400	1:12.569	1:11.831
(441) Phillip Eggers					5	16:12:23.502	2:30.424	1:15.492	1:14.932
1	16:02:40.805				6	16:14:52.973	2:29.471	1:15.517	1:13.954
2	16:05:02.387	2:21.582	1:10.421	1:11.161	7	16:17:22.746	2:29.773	1:15.667	1:14.106
3	16:07:23.442	2:21.055	1:08.065	1:12.990	8	16:19:54.565	2:31.819	1:17.877	1:13.942
4	16:09:42.670	2:19.228	1:07.923	1:11.305	9	16:22:28.102	2:33.537	1:16.995	1:16.542
5	16:12:07.007	2:24.337	1:11.924	1:12.413	10	16:24:59.604	2:31.502	1:15.304	1:16.198
6	16:14:31.881	2:24.874	1:12.258	1:12.616	(499) Yannick Wolff				
7	16:16:53.573	2:21.692	1:10.939	1:10.753	1	16:02:31.890			
8	16:19:16.881	2:23.308	1:10.069	1:13.239	2	16:05:00.556	2:28.666	1:15.992	1:12.674
9	16:21:41.044	2:24.163	1:11.530	1:12.633	3	16:07:27.603	2:27.047	1:13.974	1:13.073
10	16:24:08.824	2:27.780	1:12.960	1:14.820	4	16:09:54.160	2:26.557	1:14.584	1:11.973
(264) Jascha Berg					5	16:12:24.972	2:30.812	1:15.222	1:15.590
1	16:02:32.331				6	16:14:54.584	2:29.612	1:15.546	1:14.066
2	16:05:02.221	2:29.890	1:16.735	1:13.155	7	16:17:24.010	2:29.426	1:15.430	1:13.996
3	16:07:24.196	2:21.975	1:11.394	1:10.581	8	16:19:57.312	2:33.302	1:18.183	1:15.119
4	16:09:50.636	2:26.440	1:13.726	1:12.714	9	16:22:30.074	2:32.762	1:18.394	1:14.368
					10	16:25:06.082	2:36.008	1:18.240	1:17.768

Official Timing www.camp-company.de / www.motorsport-events.se

Orbits

Timekeeping Steffen Kirchhof:

S. Wolff

Clerk of the course Holger Möller:

Jury President Olaf Noack:

Reg. Nr MX 28/15

Printed: 18.07.2015 16:25:58

posted at:

h

www.mylaps.com

Licensed to: Camp Company

Page 2/3



ADAC Schleswig-Holstein e.V.



Int. ADAC MX Masters Tensfeld

Klasse 2 Youngster Cup

Tensfeld 1,850 Km

Last Chance Race

18.07.2015 16:00

Race (15:00 and 2 Laps) started at 16:01:59

Lap	Time of Day	Lap Tm	S1 Tm	S2 Tm	Lap	Time of Day	Lap Tm	S1 Tm	S2 Tm
(111) Niclas Flemmerer					(386) Luis Carstens				
1	16:02:32.297				1	16:02:30.411			
2	16:05:07.078	2:34.781	1:19.563	1:15.218	2	16:04:52.676	2:22.265	1:13.212	1:09.053
3	16:07:34.626	2:27.548	1:15.061	1:12.487	3	16:07:10.367	2:17.691	1:08.282	1:09.409
4	16:10:03.276	2:28.650	1:15.177	1:13.473	4	16:09:28.697	2:18.330	1:08.594	1:09.736
5	16:12:32.657	2:29.381	1:15.692	1:13.689	5	16:12:00.583	2:31.886	1:22.118	1:09.768
6	16:15:02.789	2:30.132	1:14.958	1:15.174	6	16:14:29.622	2:29.039	1:15.236	1:13.803
7	16:17:34.427	2:31.638	1:16.107	1:15.531	(476) Hannes Wegner				
8	16:20:06.420	2:31.993	1:17.280	1:14.713	1	16:02:32.986			
9	16:22:40.658	2:34.238	1:17.784	1:16.454	2	16:04:57.357	2:24.371	1:13.350	1:11.021
10	16:25:16.868	2:36.210	1:18.251	1:17.959	3	16:07:18.881	2:21.524	1:10.062	1:11.462
(204) Loris Freidig					4	16:09:41.578	2:22.697	1:10.940	1:11.757
1	16:02:30.020				5	16:12:04.578	2:23.000	1:11.650	1:11.350
2	16:04:54.178	2:24.158	1:12.883	1:11.275	6	16:14:30.941	2:26.363	1:11.085	1:15.278
3	16:07:20.640	2:26.462	1:15.039	1:11.423	(218) Kamil Osieleniec				
4	16:09:49.817	2:29.177	1:16.227	1:12.950	1	16:02:24.340			
5	16:12:22.966	2:33.149	1:18.157	1:14.992	2	16:05:04.161	2:39.821	1:09.582	1:30.239
6	16:15:01.325	2:38.359	1:20.123	1:18.236	3	16:07:25.765	2:21.604	1:11.188	1:10.416
7	16:17:38.979	2:37.654	1:19.763	1:17.891	4	16:09:46.049	2:20.284	1:08.246	1:12.038
8	16:20:12.876	2:33.897	1:18.403	1:15.494	5	16:12:08.484	2:22.435	1:09.811	1:12.624
9	16:22:47.910	2:35.034	1:18.773	1:16.261	6	16:14:32.617	2:24.133	1:12.631	1:11.502
10	16:25:21.925	2:34.015	1:18.759	1:15.256	(761) Jens Carlier				
(776) Oliver Jacques Sczeponek					1	16:02:22.494			
1	16:02:33.711				2	16:04:35.717	2:13.223	1:04.824	1:08.399
2	16:05:08.195	2:34.484	1:19.952	1:14.532	3	16:06:50.368	2:14.651	1:06.174	1:08.477
3	16:07:36.763	2:28.568	1:14.974	1:13.594	4	16:09:07.070	2:16.702	1:07.817	1:08.885
4	16:10:04.607	2:27.844	1:13.966	1:13.878	5	16:14:03.237	4:56.167	1:45.073	3:11.094
5	16:12:34.194	2:29.587	1:15.154	1:14.433	(176) Karol Kruszynski				
6	16:15:01.754	2:27.560	1:14.451	1:13.109	1	16:02:24.789			
7	16:17:31.991	2:30.237	1:18.085	1:12.152	2	16:04:40.267	2:15.478	1:08.355	1:07.123
8	16:19:58.575	2:26.584	1:13.276	1:13.308	3	16:07:09.305	2:29.038	1:19.601	1:09.437
9	16:22:24.010	2:25.435	1:15.387	1:10.048	4	16:09:27.287	2:17.982	1:09.191	1:08.791
10	16:25:27.603	3:03.593	1:13.784	1:49.809	(184) Marco König				
(424) Christoph Danz					1	16:02:38.241			
1	16:02:31.390				2	16:05:03.237	2:24.996	1:11.923	1:13.073
2	16:05:12.298	2:40.908	1:14.470	1:26.438	3	16:07:24.806	2:21.569	1:08.844	1:12.725
3	16:07:39.501	2:27.203	1:13.149	1:14.054	(297) Joey Rock				
4	16:10:05.702	2:26.201	1:12.244	1:13.957	1	16:02:26.923			
5	16:12:35.306	2:29.604	1:14.837	1:14.767	2	16:04:48.024	2:21.101	1:10.092	1:11.009
6	16:15:03.853	2:28.547	1:15.068	1:13.479	(508) Dominik Malecki				
7	16:18:01.021	2:57.168	1:17.629	1:39.539	1	16:02:59.034			
8	16:20:32.276	2:31.255	1:16.968	1:14.287	(491) Paul Haberland				
9	16:23:06.765	2:34.489	1:17.908	1:16.581	1	16:02:29.101			
(347) Johannes Klein					2	16:04:55.128	2:26.027	1:12.196	1:13.831
1	16:02:36.218				3	16:07:16.398	2:21.270	1:09.496	1:11.774
2	16:05:01.192	2:24.974	1:13.043	1:11.931	4	16:09:37.026	2:20.628	1:09.799	1:10.829
3	16:07:20.725	2:19.533	1:10.026	1:09.507	5	16:11:59.474	2:22.448	1:10.997	1:11.451
4	16:09:38.370	2:17.645	1:08.081	1:09.564	6	16:14:24.151	2:24.677	1:12.728	1:11.949
5	16:12:01.675	2:23.305	1:12.713	1:10.592	7	16:16:51.778	2:27.627	1:14.693	1:12.934
6	16:14:47.078	2:45.403	1:07.812	1:37.591	8	16:19:15.111	2:23.333	1:11.634	1:11.699
(491) Paul Haberland					9	16:23:38.581	4:23.470	2:37.802	1:45.668

Int. ADAC MX Masters Tensfeld

Lapchart

Klasse 2 Youngster Cup

Tensfeld 1,850 Km

Last Chance Race

18.07.2015 16:00

Race (15:00 and 2 Laps) started at 16:01:59

Competitors	Laps										
		1	2	3	4	5	6	7	8	9	10
Jens Carlier (761)	1	761	761	998	761	54	54	54	34	34	317
Oriol Casas Cervera (31)	2	31	998	761	998	34	34	34	317	317	34
Nico Adler (998)	3	998	31	54	54	283	283	710	710	710	710
Kamil Osieleniec (218)	4	218	176	31	31	31	710	317	54	283	283
Nico Müller (317)	5	317	54	283	34	710	317	283	283	54	54
Karol Kruszynski (176)	6	176	283	34	283	317	31	31	31	31	31
Lars Griekspoor (283)	7	283	34	317	710	998	998	998	227	227	227
Kevin Winkle (54)	8	54	317	710	317	227	227	227	998	998	998
Dario Haker (961)	9	961	710	961	227	398	245	245	245	398	398
Toni Hoffmann (34)	10	34	961	545	176	245	398	398	398	245	245
Joey Rock (297)	11	297	297	227	386	377	377	377	377	377	377
Dovydas Karka (710)	12	710	545	176	398	961	961	961	811	811	811
Vincent Gallwitz (227)	13	227	227	386	245	491	491	811	961	133	133
Paul Haberland (491)	14	491	377	377	377	386	416	416	133	961	961
Leon Ast (398)	15	398	386	398	961	416	811	133	416	416	416
Tom Lange (545)	16	545	398	245	491	347	133	491	491	441	441
Loris Freidig (204)	17	204	245	491	416	476	386	441	441	264	264
Mads Rasmussen (245)	18	245	204	60	347	60	476	264	264	60	60
Luis Carstens (386)	19	386	491	416	60	133	441	60	60	545	545
Akos Rozgonyi (811)	20	811	60	476	476	441	218	503	212	212	212
Martin Krc (377)	21	377	476	204	441	811	60	212	503	776	503
Christoph Danz (424)	22	424	416	347	133	218	264	499	545	503	499
Nico Koch (60)	23	60	133	133	218	264	347	545	499	499	111
Yannick Wolff (499)	24	499	499	441	545	545	212	776	776	111	204
Niclas Flemmerer (111)	25	111	347	264	811	204	503	111	111	204	776
Jascha Berg (264)	26	264	264	184	204	503	499	204	204	424	
Mikkel Snedker (416)	27	416	441	218	264	212	545	347	424	491	
Hannes Wegner (476)	28	476	184	811	503	499	204	424			
Rosell Romero Joan David (212)	29	212	811	499	499	111	776				
Robin Sujatta (133)	30	133	218	503	212	776	111				



ADAC MX MASTERS Int. ADAC Motocross Tensfeld 17. - 18. Juli 2015

MX Youngster Cup

Track length: 1.850 m

Startgrid MX-Youngster Cup 1st and 2nd Heat

Pos.	No.	Name	FNM	Nat./Hometown	Trademark	Entrant / Team
1	81	Hsu, Brian	DMSB	GER/ Cremona	SUZUKI	Team Rockstar Energy Suzuki Europe
2	298	Vaessen, Bas	KNMV	NED/ Swalmen	SUZUKI	Team Rockstar Energy Suzuki Europe
3	329	Nijenhuis, Luca	KNMV	NED/ HEERDE	KAWASAKI	KEMCO Management-CrossXL.nl
4	435	Korneliussen, Sam	DMU	DEN/ aalborg sv	TM	KK TM Factory racing
5	59	Adams, Nicholas	ACU	GBR/ London	KTM	GPR Promo MX Team
6	113	van Mechelen, Joel	KNMV	NED/ Prinsenbeek	KTM	GPR Promo MX Team
7	94	van der Mierden, Sven	KNMV	NED/ Valkenswaard	HUSQVARNA	Husqvarna-SKS Racing NL
8	334	Gryning, Mathias	DMU	DEN/ Slagelse	SUZUKI	Kaduuz Racing
9	77	Jasikonis, Arminas	DMSB	LTU/ Balen	KAWASAKI	Monster Energy Kawasaki Elf Team Pfeil
10	17	Ekerold, Stefan	DMSB	GER/ Weiskirchen	KTM	Bodo Schmidt Motorsport
11	315	Ecce, Gianluca	DMSB	GER/ Alpen	SUZUKI	Team Castrol Power1 Suzuki Moto-Base
12	392	Ander, Valentin	RFME	ESP/ Ayegui	YAMAHA	TEAM YAMAHA AUSIO YAMALUBE
13	754	Bjerregaard, Nichlas	DMU	DEN/ Nibe, Denmark	YAMAHA	Easy MX Yamaha Team
14	595	Grobben, Cedric	FMB	BEL/ Oplabbeek	HUSQVARNA	
15	831	Wysocki, Tomasz	PZM	POL/ Chorzów	KTM	JD 191 KTM Racing Team
16	226	Koch, Tom	DMSB	GER/ Wormstedt	SUZUKI	ADAC Hessen-Thüringen MX Masters Rookie
17	189	Kordbarlag, Mika	DMSB	GER/ Schloß Holte- Stuken	KAWASAKI	Fastseats Kawasaki
18	194	Engelen, Bryan	FMB	BEL/ Zonhoven	KTM	Team AID
19	100	Büttner, Stephan	DMSB	GER/ Schkölen	YAMAHA	TEAM Yamaha STC Racing
20	177	Wünsche, Franziskus	DMSB	GER/ Klüden	KTM	KM-Kaczmarek Motorsport
21	538	Kratzer, Michael	OeAMTC	AUT/ Anger	KAWASAKI	Team Damianik
22	899	Gehrke, Nils	DMSB	GER/ Kaltenholzhausen	SUZUKI	Team AB-Racing by Suzuki Reinecke
23	179	Corneth, Jaap	KNMV	NED/ Baarlo	KAWASAKI	-
24	57	Plessers, Mathias	FMB	BEL/ Landen	KTM	DAM Racing
25	820	Wiemann, Dennis	DMSB	GER/ Bocholt- Suderwick	SUZUKI	Team DIGA-Procross
26	278	Vermijl, Thomas	FMB	BEL/ Helchteren	KTM	GPR Promo MX Team
27	505	Wieckowski, Maciej	PZM	POL/ Motycz	KAWASAKI	MEFO Sport Racing Team
28	610	Sjoholm, Mads	DMU	DEN/ Gråsten	KAWASAKI	SH-Racing-Parts
29	498	Allers, Jan	DMSB	GER/ Nützen	KTM	BvZ Racing Team
30	50	Flury, Cyrille	FMS	SUI/ Leuzigen	KTM	Team marXparts by Motocenter Hegau
31	428	Hansen, Andreas	DMU	DEN/ Hjørring	SUZUKI	Kaduuz Racing Team
32	154	de Vries, Dani	KNMV	NED/ Roden	YAMAHA	Team HE-JA/Bruggen Tweewielers
33	804	Kutnar, Luka	AMZS	SLO/ sentvid pri sticni	HUSQVARNA	Husqvarna Maurer Racing
34	969	Jepsen, Emil	DMU	DEN/ sonderborg	HONDA	KMP Honda Repsol Racing Team
35	317	Müller, Nico	DMSB	GER/ Bruchsal	KAWASAKI	ADAC Pfalz
36	34	Hoffmann, Toni	DMSB	GER/ Wismar	KTM	BvZ Racing Team
37	710	Karka, Dovydas	LMSF	LTU/ Pasvalys	KTM	Garin MX Team
38	283	Griekspoor, Lars	KNMV	NED/ Nieuw Venneep	KTM	Team Griekspoor
39	54	Winkle, Kevin	DMSB	GER/ Murrhardt	HUSQVARNA	MPS Racing
40	31	Casas Cervera, Oriol	RFME	ESP/ Calders	YAMAHA	
Reserve						
1	227	Gallwitz, Vincent	DMSB	GER/ Rheinberg	YAMAHA	TEAM Yamaha STC Racing
2	998	Adler, Nico	DMSB	GER/ Ebersbach	KTM	ADAC Sachsen

Announcements: These results are provisional until the conclusion of any judicial and technical matters

Clerk of the course Holger Möller:

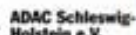
Jury President Olaf Noack:

Timekeeping Steffen Kirchhof:

Posted at: h

Printed: 18.07.2015 16:23

Reg. Nr.: 28/15



Int. ADAC MX Masters Tensfeld

Klasse 2 Youngster Cup

Tensfeld 1,850 Km

Warm up

19.07.2015 10:25

Practice (15:00 Time) started at 10:24:43

Pos	No.	Name	FNM	Nat/Hometown	Trademark	Entrant / Team	Laps	Best Tm	Diff	In Lap	km/h
1	81	Brian Hsu	DMSB	GER/ Cremona	SUZUKI	Team Rockstar Energy Suzuki Europe	7	2:02.822		5	54,225
2	94	Sven van der Mierden	KNMV	NED/ Valkenswaard	HUSQVARNA	Husqvarna-SKS Racing NL	7	2:03.105	0.283	5	54,100
3	298	Bas Vaessen	KNMV	NED/ Swalmen	SUZUKI	Team Rockstar Energy Suzuki Europe	7	2:03.373	0.551	6	53,983
4	113	Joel van Mechelen	KNMV	NED/ Prinsenbeek	KTM	GPR Promo MX Team	7	2:04.504	1.682	2	53,492
5	59	Nicholas Adams	ACU	GBR/ London	KTM	GPR Promo MX Team	7	2:04.614	1.792	2	53,445
6	329	Luca Nijenhuis	KNMV	NED/ HEERDE	KAWASAKI	KEMCO Management-CrossXL.nl	6	2:04.986	2.164	3	53,286
7	754	Nichlas Bjerregaard	DMU	DEN/ Nibe, Denm.	YAMAHA	Easy MX Yamaha Team	4	2:05.429	2.607	4	53,098
8	595	Cedric Grobben	FMB	BEL/ Oplabbeek	HUSQVARNA		6	2:06.130	3.308	3	52,803
9	334	Mathias Gryning	DMU	DEN/ Slagelse	SUZUKI	Kaduuz Racing	6	2:06.232	3.410	5	52,760
10	435	Sam Korneliussen	DMU	DEN/ aalborg sv	TM	KK TM Factory racing	6	2:06.344	3.522	5	52,713
11	820	Dennis Wiemann	DMSB	GER/ Bocholt- Suc	SUZUKI	Team DIGA-Procross	7	2:06.354	3.532	2	52,709
12	194	Bryan Engelen	FMB	BEL/ Zonhoven	KTM	Team AID	7	2:06.895	4.073	2	52,484
13	831	Tomasz Wysocki	PZM	POL/ Chorzów	KTM	JD 191 KTM Racing Team	7	2:07.145	4.323	2	52,381
14	610	Mads Sjøholm	DMU	DEN/ Gråsten	KAWASAKI	SH-Racing-Parts	7	2:07.459	4.637	1	52,252
15	278	Thomas Vermijl	FMB	BEL/ Helchteren	KTM	GPR Promo MX Team	6	2:07.794	4.972	4	52,115
16	538	Michael Kratzer	OeAMTC	AUT/ Anger	KAWASAKI	Team Damianik	6	2:07.800	4.978	5	52,113
17	315	Gianluca Ecca	DMSB	GER/ Alpen	SUZUKI	Team Castrol Power1 Suzuki Moto-Base	6	2:07.884	5.062	6	52,078
18	100	Stephan Büttner	DMSB	GER/ Schkölen	YAMAHA	TEAM Yamaha STC Racing	6	2:08.472	5.650	2	51,840
19	77	Arminas Jasikonis	DMSB	LTU/ Balen	KAWASAKI	Monster Energy Kawasaki Elf Team Pfeil	6	2:08.634	5.812	4	51,775
20	179	Jaap Corneth	KNMV	NED/ Baarlo	KAWASAKI	-	5	2:09.084	6.262	4	51,594
21	189	Mika Kordbarlag	DMSB	GER/ Schloß Holte	KAWASAKI	Fastseats Kawasaki	7	2:09.166	6.344	2	51,562
22	34	Toni Hoffmann	DMSB	GER/ Wismar	KTM	BvZ Racing Team	5	2:09.379	6.557	3	51,477
23	50	Cyrille Flury	FMS	SUI/ Leuzigen	KTM	Team marXparts by Motocenter Hegau	6	2:09.743	6.921	5	51,332
24	154	Dani de Vries	KNMV	NED/ Roden	YAMAHA	Team HE-JA/Bruggen Tweewielers	6	2:09.804	6.982	5	51,308
25	392	Valentin Ander	RFME	ESP/ Ayegui	YAMAHA	TEAM YAMAHA AUSIO YAMALUBE	6	2:09.820	6.998	6	51,302
26	317	Nico Müller	DMSB	GER/ Bruchsal	KAWASAKI	ADAC Pfalz	6	2:09.822	7.000	5	51,301
27	57	Mathias Plessers	FMB	BEL/ Landen	KTM	DAM Racing	5	2:09.895	7.073	2	51,272
28	969	Emil Jepsen	DMU	DEN/ sonderborg	HONDA	KMP Honda Repsol Racing Team	3	2:10.176	7.354	2	51,162
29	177	Franziskus Wünsche	DMSB	GER/ Klüden	KTM	KM-Kaczmarek Motorsport	6	2:10.663	7.841	2	50,971
30	54	Kevin Winkle	DMSB	GER/ Murrhardt	HUSQVARNA	MPS Racing	5	2:10.974	8.152	2	50,850
31	710	Dovydas Karka	LMSF	LTU/ Pasvalys	KTM	Garin MX Team	6	2:11.298	8.476	3	50,724
32	227	Vincent Gallwitz	DMSB	GER/ Rheinberg	YAMAHA	TEAM Yamaha STC Racing	6	2:11.298	8.476	2	50,724
33	428	Andreas Hansen	DMU	DEN/ Hjørring	SUZUKI	Kaduuz Racing Team	6	2:11.366	8.544	4	50,698
34	226	Tom Koch	DMSB	GER/ Wormstedt	SUZUKI	ADAC Hessen-Thüringen MX Masters Ro	7	2:11.586	8.764	2	50,613
35	804	Luka Kutnar	AMZS	SLO/ sentvid pri s	HUSQVARNA	Husqvarna Maurer Racing	7	2:11.605	8.783	5	50,606
36	498	Jan Allers	DMSB	GER/ Nützen	KTM	BvZ Racing Team	6	2:12.043	9.221	2	50,438
37	283	Lars Griekspoor	KNMV	NED/ Nieuw Venn	KTM	Team Griekspoor	6	2:12.726	9.904	3	50,179
38	17	Stefan Ekerold	DMSB	GER/ Weiskirchen	KTM	Bodo Schmidt Motorsport	4	2:12.817	9.995	1	50,144
39	998	Nico Adler	DMSB	GER/ Ebersbach	KTM	ADAC Sachsen	5	2:14.889	12.067	3	49,374
40	899	Nils Gehrke	DMSB	GER/ Kaltenholz	SUZUKI	Team AB-Racing by Suzuki Reinecke	6	2:15.165	12.343	2	49,273
41	31	Oriol Casas Cervera	RFME	ESP/ Calders	YAMAHA		7	2:17.100	14.278	6	48,578
42	505	Maciej Wieckowski	PZM	POL/ Motycz	KAWASAKI	MEFO Sport Racing Team	2	2:30.817	27.995	1	44,159

Announcements

#754 without transponder

Official Timing www.camp-company.de / www.motorsport-events.se

Orbits

Timekeeping Steffen Kirchhof:

Clerk of the course Holger Möller:

Jury President Olaf Noack:

Reg. Nr MX 28/15

www.mylaps.com

Printed: 19.07.2015 10:43:06

posted at:

h

Licensed to: Camp Company



ADAC Schleswig-Holstein e.V.



Int. ADAC MX Masters Tensfeld

Klasse 2 Youngster Cup

Tensfeld 1,850 Km

Warm up

19.07.2015 10:25

Practice (15:00 Time) started at 10:24:43

Lap	Time of Day	Lap Tm	S1 Tm	S2 Tm	Lap	Time of Day	Lap Tm	S1 Tm	S2 Tm
(81) Brian Hsu					(334) Mathias Gryning				
1	10:27:23.124	2:08.664	1:04.167	1:04.497	1	10:28:24.020	2:22.704	1:12.267	1:10.437
2	10:29:27.839	2:04.715	1:01.726	1:02.989	2	10:30:44.793	2:20.773	1:03.918	1:16.855
3	10:31:30.799	2:02.960	1:01.055	1:01.905	3	10:32:51.652	2:06.859	1:01.816	1:05.043
4	10:34:40.209	3:09.410	1:07.289	2:02.121	4	10:36:11.979	3:20.327	1:08.200	2:12.127
5	10:36:43.031	2:02.822	1:00.826	1:01.996	5	10:38:18.211	2:06.232	1:01.779	1:04.453
6	10:39:05.611	2:22.580	1:13.698	1:08.882	6	10:40:28.056	2:09.845	1:03.869	1:05.976
7	10:41:37.047	2:31.436	1:10.697	1:20.739	(435) Sam Korneliusen				
(94) Sven van der Mierden					1	10:28:10.914	2:16.369	1:09.174	1:07.195
1	10:27:27.818	2:12.060	1:06.154	1:05.906	2	10:30:21.320	2:10.406	1:04.305	1:06.101
2	10:29:32.975	2:05.157	1:02.129	1:03.028	3	10:32:30.295	2:08.975	1:03.232	1:05.743
3	10:31:37.240	2:04.265	1:02.415	1:01.850	4	10:34:52.970	2:22.675	1:10.106	1:12.569
4	10:34:34.314	2:57.074	1:23.948	1:33.126	5	10:36:59.314	2:06.344	1:01.968	1:04.376
5	10:36:37.419	2:03.105	1:00.282	1:02.823	6	10:40:18.211	3:18.897	1:16.053	2:02.844
6	10:39:07.371	2:29.952	1:03.066	1:26.886	(820) Dennis Wiemann				
7	10:41:54.249	2:46.878	1:21.663	1:25.215	1	10:27:29.104	2:10.979	1:04.929	1:06.050
(298) Bas Vaessen					2	10:29:35.458	2:06.354	1:02.561	1:03.793
1	10:27:52.108	2:32.800	1:04.494	1:28.306	3	10:31:42.651	2:07.193	1:02.956	1:04.237
2	10:29:56.178	2:04.070	1:01.348	1:02.722	4	10:33:49.690	2:07.039	1:02.212	1:04.827
3	10:32:04.042	2:07.864	1:03.868	1:03.996	5	10:36:18.658	2:28.968	1:12.244	1:16.724
4	10:34:11.676	2:07.634	1:02.609	1:05.025	6	10:38:38.571	2:19.913	1:14.692	1:05.221
5	10:36:15.954	2:04.278	1:00.991	1:03.287	7	10:40:52.134	2:13.563	1:06.097	1:07.466
6	10:38:19.327	2:03.373	1:00.498	1:02.875	(194) Bryan Engelen				
7	10:40:44.379	2:25.052	1:08.793	1:16.259	1	10:27:47.319	2:19.110	1:09.253	1:09.857
(113) Joel van Mechelen					2	10:29:54.214	2:06.895	1:02.673	1:04.222
1	10:27:22.317	2:11.740	1:04.646	1:07.094	3	10:32:13.365	2:19.151	1:05.109	1:14.042
2	10:29:26.821	2:04.504	1:01.339	1:03.165	4	10:34:22.263	2:08.898	1:02.535	1:06.363
3	10:32:09.121	2:42.300	1:15.762	1:26.538	5	10:36:49.896	2:27.633	1:12.681	1:14.952
4	10:34:17.823	2:08.702	1:03.069	1:05.633	6	10:39:10.694	2:20.798	1:02.770	1:18.028
5	10:37:03.832	2:46.009	1:19.231	1:26.778	7	10:41:29.191	2:18.497	1:04.124	1:14.373
6	10:39:11.267	2:07.435	1:02.508	1:04.927	(831) Tomasz Wysocki				
7	10:42:35.083	3:23.816	1:26.233	1:57.583	1	10:27:42.221	2:16.692	1:07.495	1:09.197
(59) Nicholas Adams					2	10:29:49.366	2:07.145	1:02.164	1:04.981
1	10:28:33.605	2:27.197	1:11.241	1:15.956	3	10:32:05.353	2:15.987	1:05.585	1:10.402
2	10:30:38.219	2:04.614	1:01.040	1:03.574	4	10:34:13.058	2:07.705	1:02.688	1:05.017
3	10:33:07.344	2:29.125	1:11.562	1:17.563	5	10:36:31.183	2:18.125	1:12.363	1:05.762
4	10:35:23.166	2:15.822	1:06.837	1:08.985	6	10:38:49.458	2:18.275	1:05.300	1:12.975
5	10:37:37.602	2:14.436	1:02.155	1:12.281	7	10:41:27.417	2:37.959	1:18.934	1:19.025
6	10:39:42.990	2:05.388	1:01.101	1:04.287	(610) Mads Sjolholm				
7	10:42:24.198	2:41.208	1:14.044	1:27.164	1	10:27:16.972	2:07.459	1:02.632	1:04.827
(329) Luca Nijenhuis					2	10:29:30.387	2:13.415	1:04.242	1:09.173
1	10:28:44.691	2:27.335	1:13.903	1:13.432	3	10:31:45.423	2:15.036	1:07.154	1:07.882
2	10:31:09.229	2:24.538	1:14.006	1:10.532	4	10:34:00.139	2:14.716	1:05.166	1:09.550
3	10:33:14.215	2:04.986	1:01.468	1:03.518	5	10:36:16.629	2:16.490	1:05.003	1:11.487
4	10:36:00.863	2:46.648	1:26.350	1:20.298	6	10:38:46.130	2:29.501	1:13.553	1:15.948
5	10:38:22.894	2:22.031	1:02.274	1:19.757	7	10:41:18.796	2:32.666	1:19.998	1:12.668
6	10:41:07.852	2:44.958	1:15.031	1:29.927	(754) Nichlas Bjerregaard				
(754) Nichlas Bjerregaard					1	10:27:39.504	2:15.771	1:07.301	1:08.470
1	10:30:46.820	2:09.400			2	10:29:48.412	2:08.908	1:03.103	1:05.805
2	10:33:11.327	2:24.507			3	10:32:15.934	2:27.522	1:12.786	1:14.736
3	10:35:26.508	2:15.181			4	10:34:23.728	2:07.794	1:02.463	1:05.331
4	10:37:31.937	2:05.429			5	10:37:07.946	2:44.218	1:18.579	1:25.639
(595) Cedric Grobhen					6	10:39:53.279	2:45.333	1:03.905	1:41.428
1	10:27:55.918	2:17.177	1:05.924	1:11.253	(538) Michael Kratzer				
2	10:30:41.783	2:45.865	1:08.394	1:37.471	1	10:28:14.047	2:25.433	1:11.495	1:13.938
3	10:32:47.913	2:06.130	1:02.126	1:04.004	2	10:30:23.355	2:09.308	1:03.811	1:05.497
4	10:34:58.432	2:10.519	1:04.901	1:05.618	3	10:32:39.591	2:16.236	1:06.794	1:09.442
5	10:37:06.301	2:07.869	1:02.185	1:05.684					

S. Willig



ADAC Schleswig-Holstein e.V.



Int. ADAC MX Masters Tensfeld

Klasse 2 Youngster Cup

Tensfeld 1,850 Km

Warm up

19.07.2015 10:25

Practice (15:00 Time) started at 10:24:43

Lap	Time of Day	Lap Tm	S1 Tm	S2 Tm	Lap	Time of Day	Lap Tm	S1 Tm	S2 Tm
4	10:34:57.241	2:17.650	1:03.433	1:14.217					
5	10:37:05.041	2:07.800	1:02.518	1:05.282	(392) Valentin Ander				
6	10:39:46.736	2:41.695	1:12.754	1:28.941	1	10:28:42.094	2:26.956	1:13.311	1:13.645
(315) Gianluca Eccia					2	10:30:57.722	2:15.628	1:08.235	1:07.393
1	10:29:03.421	2:33.377	1:19.833	1:13.544	3	10:33:23.516	2:25.794	1:16.554	1:09.240
2	10:31:13.557	2:10.136	1:04.835	1:05.301	4	10:35:33.969	2:10.453	1:03.723	1:06.730
3	10:33:41.323	2:27.766	1:12.977	1:14.789	5	10:38:06.177	2:32.208	1:10.164	1:22.044
4	10:35:49.479	2:08.156	1:02.410	1:05.746	6	10:40:15.997	2:09.820	1:03.935	1:05.885
5	10:39:26.891	3:37.412	1:17.004	2:20.408	(317) Nico Müller				
6	10:41:34.775	2:07.884	1:02.752	1:05.132	1	10:28:52.646	3:00.335	1:13.189	1:47.146
(100) Stephan Büttner					2	10:31:15.135	2:22.489	1:08.191	1:14.298
1	10:28:55.741	2:34.351	1:15.289	1:19.062	3	10:33:27.245	2:12.110	1:05.079	1:07.031
2	10:31:04.213	2:08.472	1:03.395	1:05.077	4	10:36:03.861	2:36.616	1:20.412	1:16.204
3	10:33:13.194	2:08.981	1:04.305	1:04.676	5	10:38:13.683	2:09.822	1:03.398	1:06.424
4	10:35:41.755	2:28.561	1:11.252	1:17.309	6	10:41:06.087	2:52.404	1:32.721	1:19.683
5	10:37:51.508	2:09.753	1:03.324	1:06.429	(57) Mathias Plessers				
6	10:40:29.985	2:38.477	1:17.105	1:21.372	1	10:28:41.008	2:31.824	1:14.928	1:16.896
(77) Arminas Jasikonis					2	10:30:50.903	2:09.895	1:04.390	1:05.505
1	10:28:09.917	2:24.052	1:11.628	1:12.424	3	10:33:17.702	2:26.799	1:12.778	1:14.021
2	10:30:27.665	2:17.748	1:09.398	1:08.350	4	10:35:28.464	2:10.762	1:04.569	1:06.193
3	10:32:42.026	2:14.361	1:05.215	1:09.146	5	10:37:38.363	2:09.899	1:04.215	1:05.684
4	10:34:50.660	2:08.634	1:02.831	1:05.803	(969) Emil Jepsen				
5	10:39:20.564	4:29.904	1:01.878	3:28.026	1	10:27:24.498	2:12.516	1:04.708	1:07.808
6	10:41:39.824	2:19.260	1:14.074	1:05.186	2	10:29:34.674	2:10.176	1:03.375	1:06.801
(179) Jaap Corneth					3	10:31:54.841	2:20.167	1:10.296	1:09.871
1	10:28:09.109	2:17.938	1:09.729	1:08.209	(177) Franziskus Wünsche				
2	10:31:17.851	3:08.742	1:04.512	2:04.230	1	10:28:35.429	2:28.156	1:13.766	1:14.390
3	10:36:20.113	5:02.262	1:06.800	3:55.462	2	10:30:46.092	2:10.663	1:04.547	1:06.116
4	10:38:29.197	2:09.084	1:03.956	1:05.128	3	10:32:58.009	2:11.917	1:04.086	1:07.831
5	10:40:41.328	2:12.131	1:05.610	1:06.521	4	10:35:45.707	2:47.698	1:27.878	1:19.820
(189) Mika Kordbarlag					5	10:37:57.679	2:11.972	1:03.978	1:07.994
1	10:27:33.162	2:13.791	1:06.173	1:07.618	6	10:40:47.344	2:49.665	1:26.483	1:23.182
2	10:29:42.328	2:09.166	1:03.769	1:05.397	(54) Kevin Winkle				
3	10:31:55.903	2:13.575	1:04.874	1:08.701	1	10:28:05.144	2:26.811	1:12.110	1:14.701
4	10:34:15.692	2:19.789	1:10.087	1:09.702	2	10:30:16.118	2:10.974	1:03.365	1:07.609
5	10:36:32.986	2:17.294	1:08.759	1:08.535	3	10:32:47.247	2:31.129	1:18.742	1:12.387
6	10:38:54.019	2:21.033	1:12.071	1:08.962	4	10:38:09.905	5:22.658	1:42.222	3:40.436
7	10:41:13.458	2:19.439	1:10.869	1:08.570	5	10:40:49.904	2:39.999	1:19.116	1:20.883
(34) Toni Hoffmann					(710) Dovydas Karka				
1	10:28:25.126	2:22.161	1:13.665	1:08.496	1	10:28:16.221	2:25.755	1:14.177	1:11.578
2	10:30:49.889	2:24.763	1:04.095	1:20.668	2	10:30:29.290	2:13.069	1:04.958	1:08.111
3	10:32:59.268	2:09.379	1:03.150	1:06.229	3	10:32:40.588	2:11.298	1:04.257	1:07.041
4	10:37:55.039	4:55.771	1:26.986	3:28.785	4	10:35:30.265	2:49.677	1:29.330	1:20.347
5	10:40:19.780	2:24.741	1:18.384	1:06.357	5	10:39:20.401	3:50.136	1:09.060	2:41.076
(50) Cyrille Flury					6	10:41:42.463	2:22.062	1:13.101	1:08.961
1	10:28:49.480	2:26.439	1:15.356	1:11.083	(227) Vincent Gallwitz				
2	10:31:00.668	2:11.188	1:05.779	1:05.409	1	10:27:55.046	2:24.546	1:12.438	1:12.108
3	10:33:21.307	2:20.639	1:11.841	1:08.798	2	10:30:06.344	2:11.298	1:04.252	1:07.046
4	10:35:36.916	2:15.609	1:08.785	1:06.824	3	10:32:21.015	2:14.671	1:06.825	1:07.846
5	10:37:46.659	2:09.743	1:04.518	1:05.225	4	10:37:02.750	4:41.735	1:16.565	3:25.170
6	10:40:47.060	3:00.401	1:13.304	1:47.097	5	10:39:17.256	2:14.506	1:07.587	1:06.919
(154) Dani de Vries					6	10:41:30.958	2:13.702	1:05.525	1:08.177
1	10:28:45.526	2:26.038	1:13.211	1:12.827	(428) Andreas Hansen				
2	10:31:02.693	2:17.167	1:07.440	1:09.727	1	10:28:19.266	2:23.403	1:13.620	1:09.783
3	10:33:26.321	2:23.628	1:14.128	1:09.500	2	10:30:32.212	2:12.946	1:05.659	1:07.287
4	10:35:53.895	2:27.574	1:11.308	1:16.266	3	10:34:04.966	3:32.754	1:13.130	2:19.624
5	10:38:03.699	2:09.804	1:02.877	1:06.927	4	10:36:16.332	2:11.366	1:03.983	1:07.383
6	10:40:32.919	2:29.220	1:16.337	1:12.883	5	10:38:55.978	2:39.646	1:20.902	1:18.744

S. Willig



ADAC Schleswig-Holstein e.V.



Int. ADAC MX Masters Tensfeld

Klasse 2 Youngster Cup

Tensfeld 1,850 Km

Warm up

19.07.2015 10:25

Practice (15:00 Time) started at 10:24:43

Lap	Time of Day	Lap Tm	S1 Tm	S2 Tm	Lap	Time of Day	Lap Tm	S1 Tm	S2 Tm
6	10:42:05.586	3:09.608	1:18.399	1:51.209	(505) Maciej Wieckowski				
(226) Tom Koch					1	10:28:29.819	2:30.817	1:16.984	1:13.833
1	10:28:25.393	2:14.864	1:07.662	1:07.202	2	10:35:14.607	6:44.788	1:08.176	5:36.612
2	10:30:36.979	2:11.586	1:05.037	1:06.549	(804) Luka Kutnar				
3	10:32:49.389	2:12.410	1:05.188	1:07.222	1	10:27:58.220	2:22.883	1:11.760	1:11.123
4	10:35:03.492	2:14.103	1:05.461	1:08.642	2	10:30:10.644	2:12.424	1:05.999	1:06.425
5	10:37:17.497	2:14.005	1:06.676	1:07.329	3	10:32:26.172	2:15.528	1:07.915	1:07.613
6	10:39:33.739	2:16.242	1:06.464	1:09.778	4	10:35:12.518	2:46.346	1:22.839	1:23.507
7	10:41:46.576	2:12.837	1:05.990	1:06.847	5	10:37:24.123	2:11.605	1:04.749	1:06.856
(498) Jan Allers					6	10:39:36.297	2:12.174	1:06.395	1:05.779
1	10:27:35.250	2:14.619	1:06.054	1:08.565	7	10:42:30.885	2:54.588	1:31.792	1:22.796
2	10:29:47.293	2:12.043	1:04.782	1:07.261	(283) Lars Griekspoor				
3	10:34:01.834	4:14.541	1:21.886	2:52.655	1	10:27:31.780	2:14.982	1:07.769	1:07.213
4	10:36:29.820	2:27.986	1:19.523	1:08.463	2	10:29:46.105	2:14.325	1:06.823	1:07.502
5	10:38:58.540	2:28.720	1:13.778	1:14.942	3	10:31:58.831	2:12.726	1:05.008	1:07.718
6	10:41:26.677	2:28.137	1:12.989	1:15.148	4	10:34:27.373	2:28.542	1:14.753	1:13.789
(17) Stefan Ekerold					5	10:36:51.471	2:24.098	1:10.406	1:13.692
1	10:27:26.680	2:12.817	1:06.126	1:06.691	6	10:39:19.072	2:27.601	1:09.219	1:18.382
2	10:29:39.732	2:13.052	1:05.067	1:07.985	(998) Nico Adler				
3	10:33:03.705	3:23.973	1:05.491	2:18.482	1	10:27:59.323	2:24.811	1:13.118	1:11.693
4	10:35:17.796	2:14.091	1:04.046	1:10.045	2	10:30:35.962	2:36.639	1:05.253	1:31.386
(899) Nils Gehrke					3	10:32:50.851	2:14.889	1:05.851	1:09.038
1	10:27:46.268	2:23.763	1:06.440	1:17.323	4	10:37:13.495	4:22.644	1:22.470	3:00.174
2	10:30:01.433	2:15.165	1:08.743	1:06.422	5	10:40:02.208	2:48.713	1:27.911	1:20.802
3	10:32:28.656	2:27.223	1:12.005	1:15.218	(31) Oriol Casas Cervera				
4	10:35:08.277	2:39.621	1:03.864	1:35.757	1	10:28:00.039	2:27.846	1:14.172	1:13.674
5	10:37:53.340	2:45.063	1:03.743	1:41.320	2	10:30:19.610	2:19.571	1:07.592	1:11.979
6	10:41:10.797	3:17.457	1:39.343	1:38.114	3	10:32:41.505	2:21.895	1:09.096	1:12.799
					4	10:35:02.682	2:21.177	1:08.048	1:13.129
					5	10:37:21.391	2:18.709	1:06.750	1:11.959
					6	10:39:38.491	2:17.100	1:07.143	1:09.957
					7	10:42:04.232	2:25.741	1:05.881	1:19.860



Int. ADAC MX Masters Tensfeld

Klasse 2 Youngster Cup

Tensfeld 1,850 Km

1. Race

19.07.2015 13:00

Race (25:00 and 2 Laps) started at 12:59:30

Pos	No.	Name	FNM	Nat/Hometown	Trademark	Entrant / Team	Laps	Total Tm	Diff	Best Tm	In Lap	Points
1	81	Brian Hsu	DMSB	GER/ Cremona	SUZUKI	Team Rockstar Energy Suzuki Eu	8	15:17.170		2:06.390	5	25
2	77	Arminas Jasikonis	DMSB	LTU/ Balen	KAWASAKI	Monster Energy Kawasaki Elf Tea	8	15:24.847	7.677	2:07.869	3	20
3	754	Nichlas Bjerregaard	DMU	DEN/ Nibe, Denmark	YAMAHA	Easy MX Yamaha Team	8	15:27.851	10.681	2:08.425	3	22
4	329	Luca Nijenhuis	KNMV	NED/ HEERDE	KAWASAKI	KEMCO Management-CrossXL.nl	8	15:32.804	15.634	2:07.551	3	18
5	94	Sven van der Mierder	KNMV	NED/ Valkenswaard	HUSQVARNA	Husqvarna-SKS Racing NL	8	15:44.097	26.927	2:09.364	7	16
6	820	Dennis Wiemann	DMSB	GER/ Bocholt- Suderwick	SUZUKI	Team DIGA-Procross	8	15:46.107	28.937	2:10.186	7	15
7	334	Mathias Gryning	DMU	DEN/ Slagelse	SUZUKI	Kaduuz Racing	8	15:56.220	39.050	2:11.260	3	14
8	59	Nicholas Adams	ACU	GBR/ London	KTM	GPR Promo MX Team	8	16:01.438	44.268	2:09.028	3	13
9	226	Tom Koch	DMSB	GER/ Wormstedt	SUZUKI	ADAC Hessen-Thüringen MX Mas	8	16:05.241	48.071	2:11.408	7	12
10	194	Bryan Engelen	FMB	BEL/ Zonhoven	KTM	Team AID	8	16:09.670	52.500	2:13.386	5	11
11	610	Mads Sjøholm	DMU	DEN/ Gråsten	KAWASAKI	SH-Racing-Parts	8	16:15.122	57.952	2:12.806	3	10
12	435	Sam Korneliussen	DMU	DEN/ aalborg sv	TM	KK TM Factory racing	8	16:16.818	59.648	2:10.484	3	9
13	57	Mathias Plessers	FMB	BEL/ Landen	KTM	DAM Racing	8	16:24.309	1:07.139	2:10.655	2	8
14	831	Tomasz Wysocki	PZM	POL/ Chorzów	KTM	JD 191 KTM Racing Team	8	16:27.683	1:10.513	2:12.911	3	7
15	17	Stefan Ekerold	DMSB	GER/ Weiskirchen	KTM	Bodo Schmidt Motorsport	8	16:33.526	1:16.356	2:14.928	4	6
16	538	Michael Kratzer	OeAMTC	AUT/ Anger	KAWASAKI	Team Damianik	8	16:34.625	1:17.455	2:13.395	5	5
17	100	Stephan Büttner	DMSB	GER/ Schkölen	YAMAHA	TEAM Yamaha STC Racing	8	16:34.669	1:17.499	2:13.387	5	4
18	154	Dani de Vries	KNMV	NED/ Roden	YAMAHA	Team HE-JA/Bruggen Tweewiele	8	16:37.935	1:20.765	2:14.984	4	3
19	317	Nico Müller	DMSB	GER/ Bruchsal	KAWASAKI	ADAC Pfalz	8	16:38.568	1:21.398	2:15.721	5	2
20	189	Mika Kordbarlag	DMSB	GER/ Schloß Holte- Stuke	KAWASAKI	Fastseats Kawasaki	8	16:39.404	1:22.234	2:14.994	4	1
21	113	Joel van Mechelen	KNMV	NED/ Prinsenbeek	KTM	GPR Promo MX Team	8	16:41.139	1:23.969	2:14.772	5	0
22	283	Lars Griekspoor	KNMV	NED/ Nieuw Vennep	KTM	Team Griekspoor	8	16:45.765	1:28.595	2:14.593	4	0
23	50	Cyrille Flury	FMS	SUI/ Leuzigen	KTM	Team marXparts by Motocenter f	8	16:46.521	1:29.351	2:15.790	5	0
24	54	Kevin Winkle	DMSB	GER/ Murrhardt	HUSQVARNA	MPS Racing	8	16:53.008	1:35.838	2:17.444	4	0
25	710	Dovydas Karka	LMSF	LTU/ Pasvalys	KTM	Garin MX Team	8	16:53.887	1:36.717	2:16.868	4	0
26	428	Andreas Hansen	DMU	DEN/ Hjørring	SUZUKI	Kaduuz Racing Team	8	16:55.063	1:37.893	2:14.952	4	0
27	278	Thomas Vermijl	FMB	BEL/ Helchteren	KTM	GPR Promo MX Team	8	16:59.535	1:42.365	2:15.038	3	0
28	804	Luka Kutnar	AMZS	SLO/ sentvid pri sticni	HUSQVARNA	Husqvarna Maurer Racing	8	17:05.319	1:48.149	2:16.351	5	0
29	179	Jaap Corneth	KNMV	NED/ Baarlo	KAWASAKI	-	8	17:09.140	1:51.970	2:17.514	6	0
30	998	Nico Adler	DMSB	GER/ Ebersbach	KTM	ADAC Sachsen	8	17:11.570	1:54.400	2:18.522	4	0
31	315	Gianluca Ecce	DMSB	GER/ Alpen	SUZUKI	Team Castrol Power1 Suzuki Mot	8	17:12.514	1:55.344	2:11.753	3	0
32	227	Vincent Gallwitz	DMSB	GER/ Rheinberg	YAMAHA	TEAM Yamaha STC Racing	7	16:43.061	1 Lap	2:21.060	4	0

Not classified (75% = 6 Laps)

DNF	595	Cedric Grobбен	FMB	BEL/Opglabbeek	HUSQVARNA		7	13:59.820	DNF	2:12.133	3	0
DNF	899	Nils Gehrke	DMSB	GER/ Kaltenholzhausen	SUZUKI	Team AB-Racing by Suzuki Reine	7	14:25.974	DNF	2:15.400	5	0
DNF	177	Franziskus Wünsche	DMSB	GER/ Klüden	KTM	KM-Kaczmarek Motorsport	7	14:26.573	DNF	2:15.065	5	0
DNF	498	Jan Allers	DMSB	GER/ Nützen	KTM	BvZ Racing Team	7	14:57.188	DNF	2:15.042	2	0
DNF	34	Toni Hoffmann	DMSB	GER/ Wismar	KTM	BvZ Racing Team	6	11:43.384	DNF	2:13.914	5	0
DNF	392	Valentin Ander	RFME	ESP/ Ayegui	YAMAHA	TEAM YAMAHA AUSIO YAMALUB	6	11:43.830	DNF	2:12.698	5	0
DNF	505	Maciej Wieckowski	PZM	POL/ Motycz	KAWASAKI	MEFO Sport Racing Team	5	9:39.999	DNF	2:16.082	3	0
DNF	298	Bas Vaessen	KNMV	NED/ Swalmen	SUZUKI	Team Rockstar Energy Suzuki Eu	2	3:39.730	DNF	3:15.663	2	0

Announcements

These results are provisional until the conclusion of any judicial and technical matters!

Weather: cloudy 14 degrees, dry track

#57 holeshot

Started: 40 Classified: 32 Not classified: 8

Margin of Victory	Ø km/h	Best Lap Tm	km/h	Best Lap by
7.677	58,092	2:06.390	52,694	81 - Brian Hsu

Official Timing www.camp-company.de / www.motorsport-events.se

Orbits

Timekeeping Steffen Kirchhof:

Clerk of the course Holger Möller:

www.mylaps.com

Jury President Olaf Noack:

Reg. Nr MX 28/15

Licensed to: Camp Company

Printed: 19.07.2015 13:33:15

posted at:

h

Int. ADAC MX Masters Tensfeld

Klasse 2 Youngster Cup

Tensfeld 1,850 Km

1. Race

19.07.2015 13:00

Race (25:00 and 2 Laps) started at 12:59:30

Lap	Time of Day	Lap Tm	S1 Tm	S2 Tm	Lap	Time of Day	Lap Tm	S1 Tm	S2 Tm
(81) Brian Hsu					5	13:08:47.313	2:12.016	1:04.852	1:07.164
1	12:59:54.554				6	13:11:01.075	2:13.762	1:06.394	1:07.368
2	13:02:01.416	2:06.862	1:03.095	1:03.767	7	13:13:13.648	2:12.573	1:05.941	1:06.632
3	13:04:10.135	2:08.719	1:03.054	1:05.665	8	13:15:27.154	2:13.506	1:06.191	1:07.315
4	13:06:17.597	2:07.462	1:03.203	1:04.259	(59) Nicholas Adams				
5	13:08:23.987	2:06.390	1:02.331	1:04.059	1	13:00:03.976			
6	13:10:33.156	2:09.169	1:04.136	1:05.033	2	13:02:19.047	2:15.071	1:07.612	1:07.459
7	13:12:40.141	2:06.985	1:03.524	1:03.461	3	13:04:28.075	2:09.028	1:04.290	1:04.738
8	13:14:48.104	2:07.963	1:02.619	1:05.344	4	13:06:40.131	2:12.056	1:04.528	1:07.528
(77) Arminas Jasikonis					5	13:08:57.303	2:17.172	1:11.359	1:05.813
1	12:59:57.116				6	13:11:12.425	2:15.122	1:06.520	1:08.602
2	13:02:06.615	2:09.499	1:04.939	1:04.560	7	13:13:21.459	2:09.034	1:03.984	1:05.050
3	13:04:14.484	2:07.869	1:04.308	1:03.561	8	13:15:32.372	2:10.913	1:04.275	1:06.638
4	13:06:22.904	2:08.420	1:03.656	1:04.764	(226) Tom Koch				
5	13:08:30.893	2:07.989	1:03.128	1:04.861	1	12:59:55.475			
6	13:10:39.350	2:08.457	1:03.751	1:04.706	2	13:02:10.915	2:15.440	1:06.289	1:09.151
7	13:12:47.527	2:08.177	1:03.686	1:04.491	3	13:04:23.960	2:13.045	1:06.651	1:06.394
8	13:14:55.781	2:08.254	1:03.150	1:05.104	4	13:06:36.561	2:12.601	1:05.423	1:07.178
(754) Nichlas Bjerregaard					5	13:08:48.246	2:11.685	1:05.042	1:06.643
1	12:59:53.376				6	13:11:09.370	2:21.124	1:06.627	1:14.497
2	13:02:03.265	2:09.889	1:05.384	1:04.505	7	13:13:20.778	2:11.408	1:05.399	1:06.009
3	13:04:11.690	2:08.425	1:04.576	1:03.849	8	13:15:36.175	2:15.397	1:07.774	1:07.623
4	13:06:21.364	2:09.674	1:04.622	1:05.052	(194) Bryan Engelen				
5	13:08:32.069	2:10.705	1:03.921	1:06.784	1	12:59:57.724			
6	13:10:41.160	2:09.091	1:04.665	1:04.426	2	13:02:15.303	2:17.579	1:09.765	1:07.814
7	13:12:50.022	2:08.862	1:04.219	1:04.643	3	13:04:29.338	2:14.035	1:06.815	1:07.220
8	13:14:58.785	2:08.763	1:04.079	1:04.684	4	13:06:43.119	2:13.781	1:05.727	1:08.054
(329) Luca Nijenhuis					5	13:08:56.505	2:13.386	1:06.173	1:07.213
1	12:59:55.765				6	13:11:10.728	2:14.223	1:06.395	1:07.828
2	13:02:11.446	2:15.681	1:06.771	1:08.910	7	13:13:24.828	2:14.100	1:06.574	1:07.526
3	13:04:18.997	2:07.551	1:04.147	1:03.404	8	13:15:40.604	2:15.776	1:06.948	1:08.828
4	13:06:28.553	2:09.556	1:04.487	1:05.069	(610) Mads Sjøholm				
5	13:08:36.326	2:07.773	1:02.455	1:05.318	1	12:59:58.018			
6	13:10:46.061	2:09.735	1:04.334	1:05.401	2	13:02:13.205	2:15.187	1:07.171	1:08.016
7	13:12:54.410	2:08.349	1:03.728	1:04.621	3	13:04:26.011	2:12.806	1:06.433	1:06.373
8	13:15:03.738	2:09.328	1:04.154	1:05.174	4	13:06:39.816	2:13.805	1:05.807	1:07.998
(94) Sven van der Mierden					5	13:08:55.388	2:15.572	1:07.754	1:07.818
1	12:59:58.284				6	13:11:12.125	2:16.737	1:06.878	1:09.859
2	13:02:11.032	2:12.748	1:05.883	1:06.865	7	13:13:28.795	2:16.670	1:08.830	1:07.840
3	13:04:21.608	2:10.576	1:04.179	1:06.397	8	13:15:46.056	2:17.261	1:08.490	1:08.771
4	13:06:31.514	2:09.906	1:04.013	1:05.893	(435) Sam Korneliusen				
5	13:08:43.008	2:11.494	1:05.354	1:06.140	1	12:59:55.363			
6	13:10:53.553	2:10.545	1:04.796	1:05.749	2	13:02:10.158	2:14.795	1:07.370	1:07.425
7	13:13:02.917	2:09.364	1:04.365	1:04.999	3	13:04:20.642	2:10.484	1:04.338	1:06.146
8	13:15:15.031	2:12.114	1:05.471	1:06.643	4	13:06:46.158	2:25.516	1:06.527	1:18.989
(820) Dennis Wiemann					5	13:09:01.207	2:15.049	1:06.173	1:08.876
1	12:59:54.518				6	13:11:15.542	2:14.335	1:06.346	1:07.989
2	13:02:04.999	2:10.481	1:04.710	1:05.771	7	13:13:32.323	2:16.781	1:09.578	1:07.203
3	13:04:17.263	2:12.264	1:06.381	1:05.883	8	13:15:47.752	2:15.429	1:07.143	1:08.286
4	13:06:31.083	2:13.820	1:06.115	1:07.705	(57) Mathias Plessers				
5	13:08:44.111	2:13.028	1:06.684	1:06.344	1	12:59:53.407			
6	13:10:54.768	2:10.657	1:04.817	1:05.840	2	13:02:04.062	2:10.655	1:03.795	1:06.860
7	13:13:04.954	2:10.186	1:05.021	1:05.165	3	13:04:17.003	2:12.941	1:06.347	1:06.594
8	13:15:17.041	2:12.087	1:05.599	1:06.488	4	13:06:29.677	2:12.674	1:05.610	1:07.064
(334) Mathias Gryning					5	13:08:45.886	2:16.209	1:05.981	1:10.228
1	12:59:57.295				6	13:11:14.859	2:28.973	1:07.470	1:21.503
2	13:02:12.240	2:14.945	1:05.995	1:08.950	7	13:13:36.869	2:22.010	1:13.154	1:08.856
3	13:04:23.500	2:11.260	1:05.751	1:05.509	8	13:15:55.243	2:18.374	1:08.159	1:10.215
4	13:06:35.297	2:11.797	1:04.417	1:07.380	(831) Tomasz Wysocki				



ADAC Schleswig-Holstein e.V.



Int. ADAC MX Masters Tensfeld

Klasse 2 Youngster Cup

Tensfeld 1,850 Km

1. Race

19.07.2015 13:00

Race (25:00 and 2 Laps) started at 12:59:30

Lap	Time of Day	Lap Tm	S1 Tm	S2 Tm	Lap	Time of Day	Lap Tm	S1 Tm	S2 Tm
1	13:00:10.070				7	13:13:51.311	2:20.044	1:09.992	1:10.052
2	13:02:26.614	2:16.544	1:08.501	1:08.043	8	13:16:10.338	2:19.027	1:09.556	1:09.471
3	13:04:39.525	2:12.911	1:06.600	1:06.311	(113) Joel van Mechelen				
4	13:06:54.992	2:15.467	1:06.151	1:09.316	1	12:59:56.055			
5	13:09:08.720	2:13.728	1:06.535	1:07.193	2	13:02:26.301	2:30.246	1:05.084	1:25.162
6	13:11:23.678	2:14.958	1:07.277	1:07.681	3	13:04:46.757	2:20.456	1:10.089	1:10.367
7	13:13:42.126	2:18.448	1:10.048	1:08.400	4	13:07:02.187	2:15.430	1:06.943	1:08.487
8	13:15:58.617	2:16.491	1:07.190	1:09.301	5	13:09:16.959	2:14.772	1:06.982	1:07.790
(17) Stefan Ekerold					6	13:11:34.243	2:17.284	1:08.368	1:08.916
1	13:00:05.864				7	13:13:52.552	2:18.309	1:09.031	1:09.278
2	13:02:25.901	2:20.037	1:10.167	1:09.870	8	13:16:12.073	2:19.521	1:09.778	1:09.743
3	13:04:43.002	2:17.101	1:08.364	1:08.737	(283) Lars Griekspoor				
4	13:06:57.930	2:14.928	1:06.416	1:08.512	1	12:59:59.670			
5	13:09:13.441	2:15.511	1:07.481	1:08.030	2	13:02:23.125	2:23.455	1:12.057	1:11.398
6	13:11:28.706	2:15.265	1:07.115	1:08.150	3	13:04:41.918	2:18.793	1:09.034	1:09.759
7	13:13:47.092	2:18.386	1:10.007	1:08.379	4	13:06:56.511	2:14.593	1:06.319	1:08.274
8	13:16:04.460	2:17.368	1:08.139	1:09.229	5	13:09:16.508	2:19.997	1:09.811	1:10.186
(538) Michael Kratzer					6	13:11:35.547	2:19.039	1:09.785	1:09.254
1	12:59:59.883				7	13:13:55.799	2:20.252	1:09.842	1:10.410
2	13:02:19.468	2:19.585	1:10.421	1:09.164	8	13:16:16.699	2:20.900	1:10.645	1:10.255
3	13:04:35.094	2:15.626	1:07.798	1:07.828	(50) Cyrille Flury				
4	13:06:52.919	2:17.825	1:08.337	1:09.488	1	13:00:11.914			
5	13:09:06.314	2:13.395	1:06.197	1:07.198	2	13:02:29.489	2:17.575	1:08.088	1:09.487
6	13:11:27.753	2:21.439	1:09.564	1:11.875	3	13:04:48.978	2:19.489	1:10.801	1:08.688
7	13:13:46.083	2:18.330	1:09.463	1:08.867	4	13:07:06.176	2:17.198	1:08.674	1:08.524
8	13:16:05.559	2:19.476	1:08.764	1:10.712	5	13:09:21.966	2:15.790	1:07.930	1:07.860
(100) Stephan Büttner					6	13:11:38.931	2:16.965	1:08.677	1:08.288
1	13:00:06.772				7	13:13:59.652	2:20.721	1:12.178	1:08.543
2	13:02:24.128	2:17.356	1:07.891	1:09.465	8	13:16:17.455	2:17.803	1:08.602	1:09.201
3	13:04:38.773	2:14.645	1:07.084	1:07.561	(54) Kevin Winkle				
4	13:06:54.068	2:15.295	1:06.187	1:09.108	1	12:59:59.831			
5	13:09:07.455	2:13.387	1:05.692	1:07.695	2	13:02:18.178	2:18.347	1:09.578	1:08.769
6	13:11:21.651	2:14.196	1:06.152	1:08.044	3	13:04:37.425	2:19.247	1:11.363	1:07.884
7	13:13:39.313	2:17.662	1:09.027	1:08.635	4	13:06:54.869	2:17.444	1:06.919	1:10.525
8	13:16:05.603	2:26.290	1:07.542	1:18.748	5	13:09:12.850	2:17.981	1:08.071	1:09.910
(154) Dani de Vries					6	13:11:36.234	2:23.384	1:10.608	1:12.776
1	13:00:06.465				7	13:14:02.087	2:25.853	1:11.165	1:14.688
2	13:02:27.254	2:20.789	1:11.075	1:09.714	8	13:16:23.942	2:21.855	1:11.843	1:10.012
3	13:04:44.291	2:17.037	1:08.092	1:08.945	(710) Dovydas Karka				
4	13:06:59.275	2:14.984	1:06.312	1:08.672	1	13:00:01.951			
5	13:09:15.776	2:16.501	1:07.560	1:08.941	2	13:02:27.754	2:25.803	1:14.512	1:11.291
6	13:11:33.470	2:17.694	1:08.621	1:09.073	3	13:04:49.793	2:22.039	1:10.984	1:11.055
7	13:13:50.252	2:16.782	1:07.494	1:09.288	4	13:07:06.661	2:16.868	1:08.916	1:07.952
8	13:16:08.869	2:18.617	1:08.659	1:09.958	5	13:09:24.187	2:17.526	1:09.104	1:08.422
(317) Nico Müller					6	13:11:41.643	2:17.456	1:08.714	1:08.742
1	13:00:00.579				7	13:14:03.466	2:21.823	1:11.709	1:10.114
2	13:02:22.372	2:21.793	1:12.496	1:09.297	8	13:16:24.821	2:21.355	1:11.654	1:09.701
3	13:04:38.178	2:15.806	1:07.751	1:08.055	(428) Andreas Hansen				
4	13:06:55.768	2:17.590	1:08.555	1:09.035	1	13:00:01.371			
5	13:09:11.489	2:15.721	1:08.596	1:07.125	2	13:02:25.813	2:24.442	1:14.575	1:09.867
6	13:11:29.244	2:17.755	1:08.256	1:09.499	3	13:04:45.915	2:20.102	1:10.848	1:09.254
7	13:13:49.006	2:19.762	1:10.497	1:09.265	4	13:07:00.867	2:14.952	1:07.262	1:07.690
8	13:16:09.502	2:20.496	1:08.859	1:11.637	5	13:09:17.101	2:16.234	1:07.291	1:08.943
(189) Mika Kordbarlag					6	13:11:37.437	2:20.336	1:10.368	1:09.968
1	13:00:05.372				7	13:14:04.905	2:27.468	1:13.726	1:13.742
2	13:02:24.956	2:19.584	1:08.751	1:10.833	8	13:16:25.997	2:21.092	1:11.605	1:09.487
3	13:04:42.127	2:17.171	1:08.609	1:08.562	(278) Thomas Vermijl				
4	13:06:57.121	2:14.994	1:06.824	1:08.170	1	13:00:12.248			
5	13:09:14.591	2:17.470	1:08.223	1:09.247	2	13:02:45.144	2:32.896	1:25.601	1:07.295
6	13:11:31.267	2:16.676	1:08.525	1:08.151					



ADAC Schleswig-Holstein e.V.



Int. ADAC MX Masters Tensfeld

Klasse 2 Youngster Cup

Tensfeld 1,850 Km

1. Race

19.07.2015 13:00

Race (25:00 and 2 Laps) started at 12:59:30

Lap	Time of Day	Lap Tm	S1 Tm	S2 Tm	Lap	Time of Day	Lap Tm	S1 Tm	S2 Tm
3	13:05:00.182	2:15.038	1:07.641	1:07.397	1	12:59:56.694			
4	13:07:17.062	2:16.880	1:08.153	1:08.727	2	13:02:27.516	2:30.822	1:18.325	1:12.497
5	13:09:34.215	2:17.153	1:08.297	1:08.856	3	13:04:48.283	2:20.767	1:10.659	1:10.108
6	13:11:50.325	2:16.110	1:07.893	1:08.217	4	13:07:04.460	2:16.177	1:07.366	1:08.811
7	13:14:10.061	2:19.736	1:10.889	1:08.847	5	13:09:19.860	2:15.400	1:06.917	1:08.483
8	13:16:30.469	2:20.408	1:10.524	1:09.884	6	13:11:36.966	2:17.106	1:08.713	1:08.393
					7	13:13:56.908	2:19.942	1:11.312	1:08.630

(804) Luka Kutnar

1	13:00:02.916			
2	13:02:24.908	2:21.992	1:10.876	1:11.116
3	13:05:01.941	2:37.033	1:07.677	1:29.356
4	13:07:20.555	2:18.614	1:08.585	1:10.029
5	13:09:36.906	2:16.351	1:07.605	1:08.746
6	13:11:53.747	2:16.841	1:08.027	1:08.814
7	13:14:14.569	2:20.822	1:10.794	1:10.028
8	13:16:36.253	2:21.684	1:11.139	1:10.545

(177) Franziskus Wünsche

1	13:00:08.114			
2	13:02:28.217	2:20.103	1:09.737	1:10.366
3	13:04:47.478	2:19.261	1:09.654	1:09.607
4	13:07:03.234	2:15.756	1:07.300	1:08.456
5	13:09:18.299	2:15.065	1:07.150	1:07.915
6	13:11:37.852	2:19.553	1:09.918	1:09.635
7	13:13:57.507	2:19.655	1:11.431	1:08.224

(179) Jaap Corneth

1	12:59:56.848			
2	13:02:42.122	2:45.274	1:36.480	1:08.794
3	13:05:00.720	2:18.598	1:07.083	1:11.515
4	13:07:24.336	2:23.616	1:12.336	1:11.280
5	13:09:45.227	2:20.891	1:09.183	1:11.708
6	13:12:02.741	2:17.514	1:08.719	1:08.795
7	13:14:21.656	2:18.915	1:10.875	1:08.040
8	13:16:40.074	2:18.418	1:09.688	1:08.730

(498) Jan Allers

1	12:59:59.287			
2	13:02:14.329	2:15.042	1:07.068	1:07.974
3	13:04:52.125	2:37.796	1:08.441	1:29.355
4	13:07:11.420	2:19.295	1:09.594	1:09.701
5	13:09:33.226	2:21.806	1:12.453	1:09.353
6	13:11:58.774	2:25.548	1:13.326	1:12.222
7	13:14:28.122	2:29.348	1:16.177	1:13.171

(998) Nico Adler

1	13:00:02.802			
2	13:02:31.366	2:28.564	1:09.759	1:18.805
3	13:04:50.784	2:19.418	1:08.835	1:10.583
4	13:07:09.306	2:18.522	1:08.949	1:09.573
5	13:09:28.853	2:19.547	1:09.406	1:10.141
6	13:11:51.709	2:22.856	1:11.801	1:11.055
7	13:14:15.793	2:24.084	1:12.155	1:11.929
8	13:16:42.504	2:26.711	1:13.854	1:12.857

(34) Toni Hoffmann

1	12:59:59.091			
2	13:02:16.665	2:17.574	1:08.819	1:08.755
3	13:04:30.791	2:14.126	1:06.401	1:07.725
4	13:06:45.322	2:14.531	1:05.842	1:08.689
5	13:08:59.236	2:13.914	1:05.832	1:08.082
6	13:11:14.318	2:15.082	1:05.366	1:09.716

(315) Gianluca Eccia

1	13:00:54.472			
2	13:03:07.326	2:12.854	1:05.855	1:06.999
3	13:05:19.079	2:11.753	1:05.032	1:06.721
4	13:07:31.114	2:12.035	1:04.833	1:07.202
5	13:09:45.789	2:14.675	1:04.866	1:09.809
6	13:12:03.330	2:17.541	1:10.233	1:07.308
7	13:14:23.285	2:19.955	1:10.014	1:09.941
8	13:16:43.448	2:20.163	1:10.941	1:09.222

(392) Valentin Ander

1	13:00:00.902			
2	13:02:18.730	2:17.828	1:09.933	1:07.895
3	13:04:34.030	2:15.300	1:07.476	1:07.824
4	13:06:47.741	2:13.711	1:05.142	1:08.569
5	13:09:00.439	2:12.698	1:05.478	1:07.220
6	13:11:14.764	2:14.325	1:05.162	1:09.163

(227) Vincent Gallwitz

1	13:00:23.059			
2	13:03:21.421	2:58.362	1:08.718	1:49.644
3	13:05:43.906	2:22.485	1:09.503	1:12.982
4	13:08:04.966	2:21.060	1:09.862	1:11.198
5	13:11:13.780	3:08.814	1:54.627	1:14.187
6	13:13:43.981	2:30.201	1:15.958	1:14.243
7	13:16:13.995	2:30.014	1:16.207	1:13.807

(505) Maciej Wieckowski

1	12:59:58.694			
2	13:02:17.389	2:18.695	1:11.635	1:07.060
3	13:04:33.471	2:16.082	1:08.337	1:07.745
4	13:06:50.501	2:17.030	1:07.842	1:09.188
5	13:09:10.933	2:20.432	1:10.399	1:10.033

(595) Cedric Grobben

1	13:00:07.325			
2	13:02:22.523	2:15.198	1:09.092	1:06.106
3	13:04:34.656	2:12.133	1:05.464	1:06.669
4	13:06:49.403	2:14.747	1:07.300	1:07.447
5	13:09:01.975	2:12.572	1:04.933	1:07.639
6	13:11:15.677	2:13.702	1:06.024	1:07.678
7	13:13:30.754	2:15.077	1:08.395	1:06.682

(298) Bas Vaessen

1	12:59:55.001			
2	13:03:10.664	3:15.663	1:05.267	2:10.396

(899) Nils GehrkeOfficial Timing www.camp-company.de / www.motorsport-events.se

Orbits

Timekeeping Steffen Kirchhof:

S. Will

Clerk of the course Holger Möller:

Jury President Olaf Noack:

Reg. Nr MX 28/15

Printed: 19.07.2015 13:33:43

posted at:

h

www.mylaps.com

Licensed to: Camp Company

Page 3/3

Int. ADAC MX Masters Tensfeld

Lapchart

Klasse 2 Youngster Cup

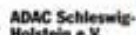
Tensfeld 1,850 Km

1. Race

19.07.2015 13:00

Race (25:00 and 2 Laps) started at 12:59:30

Competitors	Laps							
	1	2	3	4	5	6	7	8
Nichlas Bjerregaard (754)	1	754	81	81	81	81	81	81
Mathias Plessers (57)	2	57	754	754	754	77	77	77
Dennis Wiemann (820)	3	820	57	77	77	754	754	754
Brian Hsu (81)	4	81	820	57	329	329	329	329
Bas Vaessen (298)	5	298	77	820	57	94	94	94
Sam Korneliussen (435)	6	435	435	329	820	820	820	820
Tom Koch (226)	7	226	226	435	94	57	334	334
Luca Nijenhuis (329)	8	329	94	94	334	334	226	59
Joel van Mechelen (113)	9	113	329	334	226	226	194	59
Nils Gehrke (899)	10	899	334	226	610	610	194	194
Jaap Corneth (179)	11	179	610	610	59	194	59	610
Arminas Jasikonis (77)	12	77	498	59	194	59	34	595
Mathias Gryning (334)	13	334	194	194	34	34	392	435
Bryan Engelen (194)	14	194	34	34	435	392	57	831
Mads Sjöholm (610)	15	610	505	505	392	435	435	100
Sven van der Mierden (94)	16	94	54	392	595	595	595	831
Maciej Wieckowski (505)	17	505	392	595	505	538	100	538
Toni Hoffmann (34)	18	34	59	538	538	100	831	17
Jan Allers (498)	19	498	538	54	100	831	538	317
Lars Griekspoor (283)	20	283	317	317	54	505	17	154
Kevin Winkle (54)	21	54	595	100	831	317	317	189
Michael Kratzer (538)	22	538	283	831	317	54	189	113
Nico Müller (317)	23	317	100	283	283	17	154	283
Valentin Ander (392)	24	392	804	189	189	189	113	899
Andreas Hansen (428)	25	428	189	17	17	154	283	177
Dovydas Karka (710)	26	710	428	154	154	283	54	50
Nico Adler (998)	27	998	17	428	428	113	899	54
Luka Kutnar (804)	28	804	113	113	113	428	428	710
Nicholas Adams (59)	29	59	831	177	177	177	428	179
Mika Kordbarlag (189)	30	189	154	899	899	899	50	278



Int. ADAC MX Masters Tensfeld

Klasse 2 Youngster Cup

Tensfeld 1,850 Km

2. Race

19.07.2015 15:40

Race (25:00 and 2 Laps) started at 15:44:10

Pos	No.	Name	FNM	Nat/Hometown	Trademark	Entrant / Team	Laps	Total Tm	Diff	Best Tm	In Lap	Points
1	77	Arminas Jasikonis	DMSB	LTU/ Balen	KAWASAKI	Monster Energy Kawasaki Elf Tea	15	31:31.920		2:09.988	3	25
2	298	Bas Vaessen	KNMV	NED/ Swalmen	SUZUKI	Team Rockstar Energy Suzuki Eu	15	31:34.356	2.436	2:10.166	5	20
3	59	Nicholas Adams	ACU	GBR/ London	KAWASAKI	Monster Energy Kawasaki Elf Tea	15	31:58.972	27.052	2:09.367	4	22
4	81	Brian Hsu	DMSB	GER/ Cremona	SUZUKI	Team Rockstar Energy Suzuki Eu	15	32:11.903	39.983	2:09.862	2	18
5	754	Nichlas Bjerregaard	DMU	DEN/ Nibe, Denmark	YAMAHA	Easy MX Yamaha Team	15	32:23.344	51.424	2:11.369	3	16
6	226	Tom Koch	DMSB	GER/ Wormstedt	SUZUKI	ADAC Hessen-Thüringen MX Mas	15	32:42.638	1:10.718	2:13.835	4	15
7	329	Luca Nijenhuis	KNMV	NED/ HEERDE	KAWASAKI	KEMCO Management-CrossXL.nl	15	32:56.450	1:24.530	2:14.576	2	14
8	17	Stefan Ekerold	DMSB	GER/ Weiskirchen	KTM	Bodo Schmidt Motorsport	15	32:58.932	1:27.012	2:16.515	4	13
9	831	Tomasz Wysocki	PZM	POL/ Chorzów	KTM	JD 191 KTM Racing Team	15	33:00.348	1:28.428	2:14.101	4	12
10	820	Dennis Wiemann	DMSB	GER/ Bocholt- Suderwick	SUZUKI	Team DIGA-Procross	15	33:16.622	1:44.702	2:15.820	3	11
11	113	Joel van Mechelen	KNMV	NED/ Prinsenbeek	KTM	GPR Promo MX Team	15	33:20.182	1:48.262	2:12.963	3	10
12	334	Mathias Gryning	DMU	DEN/ Slagelse	SUZUKI	Kaduu Racing	15	33:30.675	1:58.755	2:17.745	3	9
13	435	Sam Korneliussen	DMU	DEN/ aalborg sv	TM	KK TM Factory racing	15	33:33.135	2:01.215	2:15.699	3	8
14	392	Valentin Ander	RFME	ESP/ Ayegui	YAMAHA	TEAM YAMAHA AUSIO YAMALUB	15	33:35.911	2:03.991	2:18.509	10	7
15	179	Jaap Corneth	KNMV	NED/ Baarlo	KAWASAKI	-	15	33:38.444	2:06.524	2:16.743	2	6
16	100	Stephan Büttner	DMSB	GER/ Schkölen	YAMAHA	TEAM Yamaha STC Racing	15	33:40.286	2:08.366	2:16.805	4	5
17	595	Cedric Grobбен	FMB	BEL/ Opglabbeek	HUSQVARNA	-	15	33:49.949	2:18.029	2:16.904	4	4
18	50	Cyrille Flury	FMS	SUI/ Leuzigen	KTM	Team marXparts by Motocenter t	15	33:52.730	2:20.810	2:19.059	2	3
19	57	Mathias Plessers	FMB	BEL/ Landen	KTM	DAM Racing	14	31:35.872	1 Lap	2:13.903	2	2
20	154	Dani de Vries	KNMV	NED/ Roden	YAMAHA	Team HE-JA/Bruggen Tweewiele	14	31:37.587	1 Lap	2:18.168	3	1
21	710	Dovydas Karka	LMSF	LTU/ Pasvalys	KTM	Garin MX Team	14	32:11.181	1 Lap	2:23.466	3	0
22	278	Thomas Vermijl	FMB	BEL/ Helchteren	KTM	GPR Promo MX Team	14	32:13.701	1 Lap	2:20.436	3	0
23	194	Bryan Engelen	FMB	BEL/ Zonhoven	KTM	Team AID	14	32:28.511	1 Lap	2:19.627	5	0
24	283	Lars Griekspoor	KNMV	NED/ Nieuw Vennepe	KTM	Team Griekspoor	14	32:30.647	1 Lap	2:20.060	3	0
25	505	Maciej Wieckowski	PZM	POL/ Motycz	KAWASAKI	MEFO Sport Racing Team	14	33:04.460	1 Lap	2:22.636	3	0
26	34	Toni Hoffmann	DMSB	GER/ Wismar	KTM	BvZ Racing Team	14	33:12.870	1 Lap	2:21.742	2	0
27	31	Oriol Casas Cervera	RFME	ESP/ Calders	YAMAHA	-	14	33:29.559	1 Lap	2:26.861	4	0
28	227	Vincent Gallwitz	DMSB	GER/ Rheinberg	YAMAHA	TEAM Yamaha STC Racing	14	33:41.273	1 Lap	2:26.599	4	0
29	428	Andreas Hansen	DMU	DEN/ Hjørring	SUZUKI	Kaduu Racing Team	14	33:45.592	1 Lap	2:22.071	4	0
30	317	Nico Müller	DMSB	GER/ Bruchsal	KAWASAKI	ADAC Pfalz	13	31:43.858	2 Laps	2:24.141	3	0
31	998	Nico Adler	DMSB	GER/ Ebersbach	KTM	ADAC Sachsen	13	32:01.619	2 Laps	2:22.311	3	0
Not classified (75% = 12 Laps)												
	189	Mika Kordbarlag	DMSB	GER/ Schloß Holte- Stuke	KAWASAKI	Fastseats Kawasaki	11	31:50.520	4 Laps	2:18.892	4	0
DNF	94	Sven van der Mierder	KNMV	NED/ Valkenswaard	HUSQVARNA	Husqvarna-SKS Racing NL	11	23:29.246	DNF	2:15.645	7	0
DNF	538	Michael Kratzer	OeAMTC	AUT/ Anger	KAWASAKI	Team Damianik	8	17:40.728	DNF	2:21.141	3	0
DNF	498	Jan Allers	DMSB	GER/ Nützen	KTM	BvZ Racing Team	7	16:12.118	DNF	2:18.720	2	0
DNF	54	Kevin Winkle	DMSB	GER/ Murrhardt	HUSQVARNA	MPS Racing	6	12:55.466	DNF	2:22.185	4	0
DNF	804	Luka Kutnar	AMZS	SLO/ sentvid pri sticni	HUSQVARNA	Husqvarna Maurer Racing	6	12:59.866	DNF	2:19.475	2	0
DNF	315	Gianluca Ecça	DMSB	GER/ Alpen	SUZUKI	Team Castrol Power1 Suzuki Mot	5	10:17.323	DNF	2:18.371	3	0
DNF	610	Mads Joholm	DMU	DEN/ Gråsten	KAWASAKI	SH-Racing-Parts	2	2:52.334	DNF	2:22.996	2	0

Announcements

These results are provisional until the conclusion of any judicial and technical matters!

Weather: rainy 13 degrees, dry track

81 holeshot

Started: 39 Classified: 31 Not classified: 8

Margin of Victory	Ø km/h	Best Lap Tm	km/h	Best Lap by
2.436	52,804	2:09.367	51,481	59 - Nicholas Adams

Official Timing www.camp-company.de / www.motorsport-events.se

Orbits

Timekeeping Steffen Kirchhof:

Clerk of the course Holger Möller:

www.mylaps.com

Jury President Olaf Noack:

Reg. Nr MX 28/15

Licensed to: Camp Company

Printed: 19.07.2015 16:18:22

posted at:

h



ADAC Schleswig-Holstein e.V.



Int. ADAC MX Masters Tensfeld

Klasse 2 Youngster Cup

Tensfeld 1,850 Km

2. Race

19.07.2015 15:40

Race (25:00 and 2 Laps) started at 15:44:10

Lap	Time of Day	Lap Tm	S1 Tm	S2 Tm	Lap	Time of Day	Lap Tm	S1 Tm	S2 Tm
(77) Arminas Jasikonis					14	16:13:59.759	2:42.482	1:04.929	1:37.553
1	15:44:35.412				15	16:16:21.920	2:22.161	1:09.450	1:12.711
2	15:46:51.600	2:16.188	1:08.685	1:07.503	(754) Nichlas Bjerregaard				
3	15:49:01.588	2:09.988	1:04.853	1:05.135	1	15:44:33.823			
4	15:51:13.910	2:12.322	1:03.894	1:08.428	2	15:46:45.765	2:11.942	1:05.087	1:06.855
5	15:53:25.966	2:12.056	1:05.361	1:06.695	3	15:48:57.134	2:11.369	1:04.781	1:06.588
6	15:55:36.977	2:11.011	1:04.734	1:06.277	4	15:51:09.720	2:12.586	1:05.552	1:07.034
7	15:57:50.362	2:13.385	1:05.989	1:07.396	5	15:53:23.183	2:13.463	1:05.611	1:07.852
8	16:00:04.216	2:13.854	1:06.825	1:07.029	6	15:55:38.266	2:15.083	1:05.660	1:09.423
9	16:02:21.001	2:16.785	1:06.571	1:10.214	7	15:57:53.313	2:15.047	1:06.762	1:08.285
10	16:04:35.183	2:14.182	1:06.479	1:07.703	8	16:00:11.475	2:18.162	1:08.485	1:09.677
11	16:06:47.314	2:12.131	1:04.326	1:07.805	9	16:02:29.232	2:17.757	1:07.940	1:09.817
12	16:09:00.879	2:13.565	1:05.590	1:07.975	10	16:04:47.329	2:18.097	1:08.598	1:09.499
13	16:11:14.818	2:13.939	1:06.155	1:07.784	11	16:07:07.300	2:19.971	1:08.628	1:11.343
14	16:13:27.669	2:12.851	1:05.336	1:07.515	12	16:09:24.513	2:17.213	1:07.339	1:09.874
15	16:15:41.937	2:14.268	1:06.780	1:07.488	13	16:11:43.367	2:18.854	1:08.767	1:10.087
(298) Bas Vaessen					14	16:14:05.481	2:22.114	1:09.346	1:12.768
1	15:44:35.635				15	16:16:33.361	2:27.880	1:14.204	1:13.676
2	15:46:56.274	2:20.639	1:07.258	1:13.381	(226) Tom Koch				
3	15:49:08.560	2:12.286	1:05.349	1:06.937	1	15:44:37.554			
4	15:51:19.945	2:11.385	1:04.194	1:07.191	2	15:46:56.832	2:19.278	1:08.206	1:11.072
5	15:53:30.111	2:10.166	1:04.275	1:05.891	3	15:49:10.726	2:13.894	1:06.433	1:07.461
6	15:55:40.953	2:10.842	1:04.349	1:06.493	4	15:51:24.561	2:13.835	1:05.601	1:08.234
7	15:57:54.345	2:13.392	1:05.674	1:07.718	5	15:53:40.766	2:16.205	1:06.193	1:10.012
8	16:00:06.704	2:12.359	1:05.356	1:07.003	6	15:55:58.580	2:17.814	1:07.307	1:10.507
9	16:02:20.131	2:13.427	1:05.357	1:08.070	7	15:58:16.955	2:18.375	1:08.182	1:10.193
10	16:04:33.824	2:13.693	1:06.262	1:07.431	8	16:00:33.455	2:16.500	1:07.131	1:09.369
11	16:06:46.168	2:12.344	1:04.865	1:07.479	9	16:02:50.599	2:17.144	1:07.720	1:09.424
12	16:09:00.104	2:13.936	1:05.786	1:08.150	10	16:05:10.353	2:19.754	1:09.173	1:10.581
13	16:11:18.138	2:18.034	1:09.769	1:08.265	11	16:07:28.421	2:18.068	1:07.932	1:10.136
14	16:13:30.283	2:12.145	1:05.076	1:07.069	12	16:09:48.155	2:19.734	1:08.958	1:10.776
15	16:15:44.373	2:14.090	1:05.048	1:09.042	13	16:12:08.484	2:20.329	1:09.610	1:10.719
(59) Nicholas Adams					14	16:14:28.949	2:20.465	1:09.906	1:10.559
1	15:44:32.907				15	16:16:52.655	2:23.706	1:09.633	1:14.073
2	15:46:42.603	2:09.696	1:02.702	1:06.994	(329) Luca Nijenhuis				
3	15:48:55.031	2:12.428	1:04.283	1:08.145	1	15:44:34.901			
4	15:51:04.398	2:09.367	1:03.577	1:05.790	2	15:46:49.477	2:14.576	1:06.722	1:07.854
5	15:53:16.969	2:12.571	1:05.320	1:07.251	3	15:49:12.866	2:23.389	1:06.038	1:17.351
6	15:55:28.669	2:11.700	1:04.692	1:07.008	4	15:51:29.606	2:16.740	1:06.321	1:10.419
7	15:57:41.698	2:13.029	1:05.013	1:08.016	5	15:53:46.083	2:16.477	1:07.695	1:08.782
8	15:59:55.221	2:13.523	1:05.349	1:08.174	6	15:56:03.457	2:17.374	1:07.987	1:09.387
9	16:02:09.936	2:14.715	1:06.995	1:07.720	7	15:58:21.092	2:17.635	1:08.384	1:09.251
10	16:04:23.679	2:13.743	1:05.284	1:08.459	8	16:00:40.324	2:19.232	1:09.075	1:10.157
11	16:06:49.971	2:26.292	1:05.482	1:20.810	9	16:02:57.914	2:17.590	1:07.197	1:10.393
12	16:09:05.756	2:15.785	1:05.527	1:10.258	10	16:05:16.419	2:18.505	1:08.662	1:09.843
13	16:11:26.460	2:20.704	1:07.564	1:13.140	11	16:07:33.879	2:17.460	1:07.611	1:09.849
14	16:13:47.369	2:20.909	1:08.631	1:12.278	12	16:09:53.482	2:19.603	1:08.692	1:10.911
15	16:16:08.989	2:21.620	1:10.200	1:11.420	13	16:12:17.488	2:24.006	1:12.860	1:11.146
(81) Brian Hsu					14	16:14:38.571	2:21.083	1:10.035	1:11.048
1	15:44:32.302				15	16:17:06.467	2:27.896	1:10.298	1:17.598
2	15:46:42.164	2:09.862	1:02.919	1:06.943	(17) Stefan Ekerold				
3	15:48:54.788	2:12.624	1:04.455	1:08.169	1	15:44:37.075			
4	15:51:05.896	2:11.108	1:04.866	1:06.242	2	15:46:54.044	2:16.969	1:07.249	1:09.720
5	15:53:18.696	2:12.800	1:04.482	1:08.318	3	15:49:11.842	2:17.798	1:06.458	1:11.340
6	15:55:32.064	2:13.368	1:04.956	1:08.412	4	15:51:28.357	2:16.515	1:06.071	1:10.444
7	15:57:45.209	2:13.145	1:05.124	1:08.021	5	15:53:50.206	2:21.849	1:08.150	1:13.699
8	15:59:58.810	2:13.601	1:04.933	1:08.668	6	15:56:11.597	2:21.391	1:10.204	1:11.187
9	16:02:14.165	2:15.355	1:05.847	1:09.508	7	15:58:31.434	2:19.837	1:07.736	1:12.101
10	16:04:29.301	2:15.136	1:05.870	1:09.266	8	16:00:51.132	2:19.698	1:08.577	1:11.121
11	16:06:43.632	2:14.331	1:06.103	1:08.228	9	16:03:09.566	2:18.434	1:08.113	1:10.321
12	16:08:59.585	2:15.953	1:06.582	1:09.371	10	16:05:28.680	2:19.114	1:09.454	1:09.660
13	16:11:17.277	2:17.692	1:08.283	1:09.409	11	16:07:49.306	2:20.626	1:09.723	1:10.903

Official Timing www.camp-company.de / www.motorsport-events.se

Orbits

Timekeeping Steffen Kirchhof:

Clerk of the course Holger Möller:

Jury President Olaf Noack:

Reg. Nr MX 28/15

Printed: 19.07.2015 16:18:47

posted at:

h

www.mylaps.com

Licensed to: Camp Company

Page 1/5



ADAC Schleswig-Holstein e.V.



Int. ADAC MX Masters Tensfeld

Klasse 2 Youngster Cup

Tensfeld 1,850 Km

2. Race

19.07.2015 15:40

Race (25:00 and 2 Laps) started at 15:44:10

Lap	Time of Day	Lap Tm	S1 Tm	S2 Tm	Lap	Time of Day	Lap Tm	S1 Tm	S2 Tm
12	16:10:10.076	2:20.770	1:10.096	1:10.674	10	16:05:37.626	2:20.162	1:09.298	1:10.864
13	16:12:29.160	2:19.084	1:08.205	1:10.879	11	16:07:57.830	2:20.204	1:09.037	1:11.167
14	16:14:47.279	2:18.119	1:08.342	1:09.777	12	16:10:20.399	2:22.569	1:11.551	1:11.018
15	16:17:08.949	2:21.670	1:09.602	1:12.068	13	16:12:45.309	2:24.910	1:11.818	1:13.092
(831) Tomasz Wysocki					(435) Sam Korneliusen				
1	15:44:34.583				1	15:44:38.756			
2	15:46:50.554	2:15.971	1:08.065	1:07.906	2	15:47:00.583	2:21.827	1:10.565	1:11.262
3	15:49:04.677	2:14.123	1:06.259	1:07.864	3	15:49:16.282	2:15.699	1:07.304	1:08.395
4	15:51:18.778	2:14.101	1:05.891	1:08.210	4	15:51:33.961	2:17.679	1:08.599	1:09.080
5	15:53:37.645	2:18.867	1:09.307	1:09.560	5	15:53:52.815	2:18.854	1:09.556	1:09.298
6	15:55:57.142	2:19.497	1:08.837	1:10.660	6	15:56:13.729	2:20.914	1:10.253	1:10.661
7	15:58:18.173	2:21.031	1:09.425	1:11.606	7	15:58:33.535	2:19.806	1:10.121	1:09.685
8	16:00:40.323	2:22.150	1:11.242	1:10.908	8	16:00:52.832	2:19.297	1:09.207	1:10.090
9	16:03:00.222	2:19.899	1:09.550	1:10.349	9	16:03:12.135	2:19.303	1:09.375	1:09.928
10	16:05:22.754	2:22.532	1:11.572	1:10.960	10	16:05:36.731	2:24.596	1:10.609	1:13.987
11	16:07:42.931	2:20.177	1:09.467	1:10.710	11	16:07:59.620	2:22.889	1:11.707	1:11.182
12	16:10:04.670	2:21.739	1:11.505	1:10.234	12	16:10:24.952	2:25.332	1:13.934	1:11.398
13	16:12:25.120	2:20.450	1:09.999	1:10.451	13	16:12:51.139	2:26.187	1:12.837	1:13.350
14	16:14:46.534	2:21.414	1:09.894	1:11.520	14	16:15:16.780	2:25.641	1:13.954	1:11.687
15	16:17:10.365	2:23.831	1:12.467	1:11.364	15	16:17:43.152	2:26.372	1:12.914	1:13.458
(820) Dennis Wiemann					(392) Valentin Ander				
1	15:44:39.706				1	15:44:38.436			
2	15:46:58.057	2:18.351	1:08.920	1:09.431	2	15:47:08.689	2:30.253	1:08.901	1:21.352
3	15:49:13.877	2:15.820	1:07.343	1:08.477	3	15:49:28.741	2:20.052	1:08.261	1:11.791
4	15:51:30.195	2:16.318	1:06.372	1:09.946	4	15:51:55.444	2:26.703	1:12.545	1:14.158
5	15:53:48.092	2:17.897	1:07.837	1:10.060	5	15:54:17.472	2:22.028	1:10.379	1:11.649
6	15:56:05.285	2:17.193	1:07.285	1:09.908	6	15:56:40.304	2:22.832	1:09.084	1:13.748
7	15:58:23.603	2:18.318	1:08.652	1:09.666	7	15:59:00.188	2:19.884	1:09.412	1:10.472
8	16:00:44.627	2:21.024	1:10.379	1:10.645	8	16:01:19.187	2:18.999	1:07.658	1:11.341
9	16:03:05.024	2:20.397	1:09.617	1:10.780	9	16:03:39.272	2:20.085	1:09.618	1:10.467
10	16:05:25.137	2:20.113	1:08.570	1:11.543	10	16:05:57.781	2:18.509	1:08.565	1:09.944
11	16:07:46.512	2:21.375	1:10.032	1:11.343	11	16:08:18.107	2:20.326	1:09.635	1:10.691
12	16:10:09.039	2:22.527	1:11.159	1:11.368	12	16:10:39.697	2:21.590	1:10.857	1:10.733
13	16:12:34.624	2:25.585	1:12.354	1:13.231	13	16:13:02.483	2:22.786	1:10.259	1:12.527
14	16:14:59.717	2:25.093	1:12.015	1:13.078	14	16:15:23.456	2:20.973	1:08.737	1:12.236
15	16:17:26.639	2:26.922	1:12.847	1:14.075	15	16:17:45.928	2:22.472	1:09.081	1:13.391
(113) Joel van Mechelen					(179) Jaap Corneth				
1	15:44:35.052				1	15:45:17.883			
2	15:46:52.933	2:17.881	1:08.248	1:09.633	2	15:47:34.626	2:16.743	1:08.094	1:08.649
3	15:49:05.896	2:12.963	1:05.293	1:07.670	3	15:49:51.931	2:17.305	1:07.971	1:09.334
4	15:51:21.842	2:15.946	1:05.770	1:10.176	4	15:52:09.433	2:17.502	1:07.779	1:09.723
5	15:53:39.609	2:17.767	1:07.535	1:10.232	5	15:54:30.284	2:20.851	1:10.725	1:10.126
6	15:55:58.216	2:18.607	1:07.634	1:10.973	6	15:56:49.881	2:19.597	1:09.086	1:10.511
7	15:58:19.306	2:21.090	1:10.573	1:10.517	7	15:59:09.633	2:19.752	1:09.698	1:10.054
8	16:00:38.668	2:19.362	1:08.941	1:10.421	8	16:01:31.549	2:21.916	1:10.309	1:11.607
9	16:03:04.452	2:25.784	1:11.920	1:13.864	9	16:03:50.357	2:18.808	1:09.171	1:09.637
10	16:05:27.448	2:22.996	1:11.086	1:11.910	10	16:06:08.818	2:18.461	1:08.652	1:09.809
11	16:07:52.649	2:25.201	1:12.769	1:12.432	11	16:08:30.149	2:21.331	1:09.804	1:11.527
12	16:10:16.437	2:23.788	1:12.166	1:11.622	12	16:10:51.330	2:21.181	1:11.701	1:09.480
13	16:12:40.801	2:24.364	1:12.556	1:11.808	13	16:13:11.560	2:20.230	1:09.719	1:10.511
14	16:15:04.858	2:24.057	1:11.593	1:12.464	14	16:15:30.462	2:18.902	1:08.138	1:10.764
15	16:17:30.199	2:25.341	1:11.475	1:13.866	15	16:17:48.461	2:17.999	1:08.299	1:09.700
(334) Mathias Gryning					(100) Stephan Büttner				
1	15:44:43.127				1	15:44:37.183			
2	15:47:03.200	2:20.073	1:10.361	1:09.712	2	15:46:57.745	2:20.562	1:08.195	1:12.367
3	15:49:20.945	2:17.745	1:07.551	1:10.194	3	15:49:15.768	2:18.023	1:06.700	1:11.323
4	15:51:39.349	2:18.404	1:07.744	1:10.660	4	15:51:32.573	2:16.805	1:06.632	1:10.173
5	15:53:57.112	2:17.763	1:08.476	1:09.287	5	15:53:53.494	2:20.921	1:09.174	1:11.747
6	15:56:16.758	2:19.646	1:10.236	1:09.410	6	15:56:20.901	2:27.407	1:17.151	1:10.256
7	15:58:36.378	2:19.620	1:09.098	1:10.522	7	15:58:41.428	2:20.527	1:09.852	1:10.675
8	16:00:55.774	2:19.396	1:08.975	1:10.421					
9	16:03:17.464	2:21.690	1:10.251	1:11.439					

Official Timing www.camp-company.de / www.motorsport-events.se

Orbits

Timekeeping Steffen Kirchhof:

Clerk of the course Holger Möller:

Jury President Olaf Noack:

Reg. Nr MX 28/15

Printed: 19.07.2015 16:18:47

posted at:

h

www.mylaps.com

Licensed to: Camp Company

Page 2/5



ADAC Schleswig-Holstein e.V.



Int. ADAC MX Masters Tensfeld

Klasse 2 Youngster Cup

Tensfeld 1,850 Km

2. Race

19.07.2015 15:40

Race (25:00 and 2 Laps) started at 15:44:10

Lap	Time of Day	Lap Tm	S1 Tm	S2 Tm	Lap	Time of Day	Lap Tm	S1 Tm	S2 Tm
8	16:01:01.123	2:19.695	1:08.816	1:10.879	7	15:58:38.433	2:19.398	1:07.830	1:11.568
9	16:03:21.471	2:20.348	1:08.905	1:11.443	8	16:01:00.371	2:21.938	1:10.656	1:11.282
10	16:05:43.706	2:22.235	1:09.785	1:12.450	9	16:03:22.882	2:22.511	1:10.697	1:11.814
11	16:08:06.870	2:23.164	1:10.121	1:13.043	10	16:05:45.422	2:22.540	1:12.458	1:10.082
12	16:10:33.386	2:26.516	1:12.655	1:13.861	11	16:08:29.436	2:44.014	1:30.861	1:13.153
13	16:12:58.677	2:25.291	1:11.338	1:13.953	12	16:10:55.376	2:25.940	1:13.977	1:11.963
14	16:15:22.278	2:23.601	1:11.473	1:12.128	13	16:13:22.342	2:26.966	1:13.377	1:13.589
15	16:17:50.303	2:28.025	1:12.289	1:15.736	14	16:15:47.604	2:25.262	1:12.811	1:12.451

(595) Cedric Grobden

1	15:44:38.040			
2	15:46:55.316	2:17.276	1:08.556	1:08.720
3	15:49:14.706	2:19.390	1:07.138	1:12.252
4	15:51:31.610	2:16.904	1:06.990	1:09.914
5	15:53:51.640	2:20.030	1:08.391	1:11.639
6	15:56:12.333	2:20.693	1:09.818	1:10.875
7	15:58:31.821	2:19.488	1:09.077	1:10.411
8	16:00:52.217	2:20.396	1:09.071	1:11.325
9	16:03:14.829	2:22.612	1:11.493	1:11.119
10	16:05:39.770	2:24.941	1:12.652	1:12.289
11	16:08:03.205	2:23.435	1:11.506	1:11.929
12	16:10:31.253	2:28.048	1:14.963	1:13.085
13	16:13:00.101	2:28.848	1:15.142	1:13.706
14	16:15:28.752	2:28.651	1:13.535	1:15.116
15	16:17:59.966	2:31.214	1:13.859	1:17.355

(710) Dovydas Karka

1	15:44:40.817			
2	15:47:07.718	2:26.901	1:12.095	1:14.806
3	15:49:31.184	2:23.466	1:10.523	1:12.943
4	15:51:57.040	2:25.856	1:11.052	1:14.804
5	15:54:22.648	2:25.608	1:12.529	1:13.079
6	15:56:46.717	2:24.069	1:10.458	1:13.611
7	15:59:11.368	2:24.651	1:11.426	1:13.225
8	16:01:34.915	2:23.547	1:11.352	1:12.195
9	16:03:59.795	2:24.880	1:12.396	1:12.484
10	16:06:24.745	2:24.950	1:11.780	1:13.170
11	16:08:52.582	2:27.837	1:13.812	1:14.025
12	16:11:23.722	2:31.140	1:16.877	1:14.263
13	16:13:52.375	2:28.653	1:14.516	1:14.137
14	16:16:21.198	2:28.823	1:14.520	1:14.303

(50) Cyrille Flury

1	15:44:41.973			
2	15:47:01.032	2:19.059	1:09.666	1:09.393
3	15:49:21.766	2:20.734	1:08.402	1:12.332
4	15:51:42.036	2:20.270	1:09.681	1:10.589
5	15:54:01.264	2:19.228	1:08.930	1:10.298
6	15:56:21.425	2:20.161	1:08.305	1:11.856
7	15:58:43.312	2:21.887	1:11.058	1:10.829
8	16:01:02.874	2:19.562	1:08.788	1:10.774
9	16:03:24.169	2:21.295	1:09.892	1:11.403
10	16:05:47.206	2:23.037	1:11.617	1:11.420
11	16:08:10.396	2:23.190	1:10.529	1:12.661
12	16:10:37.157	2:26.761	1:15.392	1:11.369
13	16:13:03.939	2:26.782	1:12.278	1:14.504
14	16:15:32.965	2:29.026	1:14.157	1:14.869
15	16:18:02.747	2:29.782	1:14.046	1:15.736

(278) Thomas Vermijl

1	15:44:47.433			
2	15:47:12.607	2:25.174	1:10.711	1:14.463
3	15:49:33.043	2:20.436	1:08.517	1:11.919
4	15:51:54.237	2:21.194	1:09.749	1:11.445
5	15:54:45.834	2:51.597	1:09.209	1:42.388
6	15:57:08.524	2:22.690	1:10.475	1:12.215
7	15:59:29.948	2:21.424	1:10.182	1:11.242
8	16:01:52.039	2:22.091	1:10.312	1:11.779
9	16:04:14.393	2:22.354	1:11.055	1:11.299
10	16:06:39.018	2:24.625	1:11.272	1:13.353
11	16:09:07.508	2:28.490	1:12.108	1:16.382
12	16:11:32.594	2:25.086	1:12.584	1:12.502
13	16:13:57.241	2:24.647	1:12.450	1:12.197
14	16:16:23.718	2:26.477	1:14.095	1:12.382

(57) Mathias Plessers

1	15:44:34.168			
2	15:46:48.071	2:13.903	1:06.451	1:07.452
3	15:49:31.583	2:43.512	1:06.204	1:37.308
4	15:51:52.350	2:20.767	1:10.056	1:10.711
5	15:54:12.414	2:20.064	1:09.487	1:10.577
6	15:56:35.095	2:22.681	1:11.062	1:11.619
7	15:58:56.661	2:21.566	1:09.938	1:11.628
8	16:01:16.839	2:20.178	1:09.440	1:10.738
9	16:03:40.755	2:23.916	1:10.121	1:13.795
10	16:06:03.772	2:23.017	1:10.800	1:12.217
11	16:08:28.871	2:25.099	1:12.837	1:12.262
12	16:10:54.006	2:25.135	1:11.426	1:13.709
13	16:13:18.213	2:24.207	1:12.532	1:11.675
14	16:15:45.889	2:27.676	1:13.798	1:13.878

(194) Bryan Engelen

1	15:44:50.188			
2	15:47:10.120	2:19.932	1:09.424	1:10.508
3	15:49:30.264	2:20.144	1:09.483	1:10.661
4	15:51:50.330	2:20.066	1:09.182	1:10.884
5	15:54:09.957	2:19.627	1:09.136	1:10.491
6	15:56:30.464	2:20.507	1:09.667	1:10.840
7	15:58:51.556	2:21.092	1:10.201	1:10.891
8	16:01:14.763	2:23.207	1:10.614	1:12.593
9	16:03:42.972	2:28.209	1:15.236	1:12.973
10	16:06:22.276	2:39.304	1:10.542	1:28.762
11	16:08:51.523	2:29.247	1:14.811	1:14.436
12	16:11:26.962	2:35.439	1:17.844	1:17.595
13	16:14:03.337	2:36.375	1:19.828	1:16.547
14	16:16:38.528	2:35.191	1:18.851	1:16.340

(154) Dani de Vries

1	15:44:37.981			
2	15:47:01.920	2:23.939	1:12.306	1:11.633
3	15:49:20.088	2:18.168	1:08.257	1:09.911
4	15:51:38.442	2:18.354	1:08.077	1:10.277
5	15:53:59.921	2:21.479	1:08.237	1:13.242
6	15:56:19.035	2:19.114	1:07.946	1:11.168

(283) Lars Griekspoor

1	15:44:36.192			
2	15:46:59.569	2:23.377	1:08.882	1:14.495
3	15:49:19.629	2:20.060	1:07.674	1:12.386
4	15:51:40.430	2:20.801	1:08.696	1:12.105
5	15:54:02.982	2:22.552	1:09.469	1:13.083
6	15:56:27.585	2:24.603	1:11.340	1:13.263
7	15:58:55.526	2:27.941	1:12.759	1:15.182
8	16:01:22.542	2:27.016	1:14.093	1:12.923

Official Timing www.camp-company.de / www.motorsport-events.se

Orbits

Timekeeping Steffen Kirchhof:

Clerk of the course Holger Möller:

Jury President Olaf Noack:

Reg. Nr MX 28/15

Printed: 19.07.2015 16:18:47

posted at:

h

www.mylaps.com

Licensed to: Camp Company

Page 3/5



ADAC Schleswig-Holstein e.V.



Int. ADAC MX Masters Tensfeld

Klasse 2 Youngster Cup

Tensfeld 1,850 Km

2. Race

19.07.2015 15:40

Race (25:00 and 2 Laps) started at 15:44:10

Lap	Time of Day	Lap Tm	S1 Tm	S2 Tm	Lap	Time of Day	Lap Tm	S1 Tm	S2 Tm
9	16:03:51.879	2:29.337	1:13.254	1:16.083	11	16:09:51.530	2:35.823	1:18.681	1:17.142
10	16:06:23.690	2:31.811	1:15.966	1:15.845	12	16:12:31.615	2:40.085	1:22.088	1:17.997
11	16:08:55.580	2:31.890	1:14.845	1:17.045	13	16:15:07.488	2:35.873	1:19.092	1:16.781
12	16:11:29.750	2:34.170	1:17.050	1:17.120	14	16:17:51.290	2:43.802	1:21.708	1:22.094
13	16:14:04.228	2:34.478	1:18.267	1:16.211					
14	16:16:40.664	2:36.436	1:18.286	1:18.150					
(505) Maciej Wieckowski					(428) Andreas Hansen				
1	15:44:38.843				1	15:44:46.772			
2	15:47:03.138	2:24.295	1:12.040	1:12.255	2	15:47:13.098	2:26.326	1:12.061	1:14.265
3	15:49:25.774	2:22.636	1:09.061	1:13.575	3	15:49:35.619	2:22.521	1:11.244	1:11.277
4	15:51:50.218	2:24.444	1:11.505	1:12.939	4	15:51:57.690	2:22.071	1:10.213	1:11.858
5	15:54:14.261	2:24.043	1:11.019	1:13.024	5	15:54:39.837	2:42.147	1:12.917	1:29.230
6	15:56:38.647	2:24.386	1:11.947	1:12.439	6	15:57:13.419	2:33.582	1:17.287	1:16.295
7	15:59:03.142	2:24.495	1:11.646	1:12.849	7	15:59:41.343	2:27.924	1:14.381	1:13.543
8	16:01:34.307	2:31.165	1:14.812	1:16.353	8	16:02:12.992	2:31.649	1:14.457	1:17.192
9	16:04:14.345	2:40.038	1:21.916	1:18.122	9	16:04:48.838	2:35.846	1:18.520	1:17.326
10	16:06:54.451	2:40.106	1:18.670	1:21.436	10	16:07:27.459	2:38.621	1:20.987	1:17.634
11	16:09:30.903	2:36.452	1:22.125	1:14.327	11	16:10:10.700	2:43.241	1:23.502	1:19.739
12	16:12:01.102	2:30.199	1:16.628	1:13.571	12	16:12:47.013	2:36.313	1:18.183	1:18.130
13	16:14:32.873	2:31.771	1:13.649	1:18.122	13	16:15:17.266	2:30.253	1:14.853	1:15.400
14	16:17:14.477	2:41.604	1:20.002	1:21.602	14	16:17:55.609	2:38.343	1:20.383	1:17.960
(34) Toni Hoffmann					(317) Nico Müller				
1	15:44:47.752				1	15:44:45.967			
2	15:47:09.494	2:21.742	1:11.055	1:10.687	2	15:47:11.059	2:25.092	1:11.485	1:13.607
3	15:49:33.424	2:23.930	1:09.423	1:14.507	3	15:49:35.200	2:24.141	1:12.305	1:11.836
4	15:51:56.833	2:23.409	1:09.854	1:13.555	4	15:52:00.522	2:25.322	1:12.433	1:12.889
5	15:54:22.432	2:25.599	1:11.608	1:13.991	5	15:54:48.179	2:47.657	1:11.913	1:35.744
6	15:56:52.657	2:30.225	1:13.558	1:16.667	6	15:57:16.359	2:28.180	1:14.876	1:13.304
7	15:59:17.420	2:24.763	1:12.203	1:12.560	7	15:59:46.751	2:30.392	1:14.791	1:15.601
8	16:01:41.979	2:24.559	1:11.668	1:12.891	8	16:02:21.841	2:35.090	1:15.260	1:19.830
9	16:04:26.121	2:44.142	1:12.906	1:31.236	9	16:04:53.172	2:31.331	1:15.811	1:15.520
10	16:07:09.055	2:42.934	1:24.785	1:18.149	10	16:07:44.887	2:51.715	1:17.535	1:34.180
11	16:09:37.503	2:28.448	1:14.180	1:14.268	11	16:10:27.843	2:42.956	1:23.357	1:19.599
12	16:12:07.864	2:30.361	1:14.815	1:15.546	12	16:13:10.246	2:42.403	1:24.924	1:17.479
13	16:14:43.235	2:35.371	1:21.328	1:14.043	13	16:15:53.875	2:43.629	1:23.454	1:20.175
14	16:17:22.887	2:39.652	1:20.406	1:19.246					
(31) Oriol Casas Cervera					(998) Nico Adler				
1	15:44:46.365				1	15:45:12.713			
2	15:47:14.187	2:27.822	1:13.677	1:14.145	2	15:47:36.707	2:23.994	1:11.083	1:12.911
3	15:49:41.718	2:27.531	1:12.736	1:14.795	3	15:49:59.018	2:22.311	1:10.998	1:11.313
4	15:52:08.579	2:26.861	1:12.982	1:13.879	4	15:52:26.033	2:27.015	1:12.456	1:14.559
5	15:54:37.851	2:29.272	1:12.901	1:16.371	5	15:54:55.057	2:29.024	1:12.681	1:16.343
6	15:57:06.857	2:29.006	1:14.381	1:14.625	6	15:57:27.879	2:32.822	1:16.116	1:16.706
7	15:59:35.567	2:28.710	1:14.440	1:14.270	7	16:00:02.454	2:34.575	1:15.805	1:18.770
8	16:02:04.664	2:29.097	1:14.429	1:14.668	8	16:02:39.258	2:36.804	1:18.573	1:18.231
9	16:04:37.782	2:33.118	1:16.664	1:16.454	9	16:05:19.354	2:40.096	1:20.744	1:19.352
10	16:07:11.467	2:33.685	1:17.265	1:16.420	10	16:08:01.267	2:41.913	1:20.707	1:21.206
11	16:09:42.544	2:31.077	1:15.351	1:15.726	11	16:10:43.483	2:42.216	1:22.136	1:20.080
12	16:12:19.812	2:37.268	1:19.276	1:17.992	12	16:13:25.763	2:42.280	1:22.102	1:20.178
13	16:14:59.059	2:39.247	1:20.321	1:18.926	13	16:16:11.636	2:45.873	1:22.919	1:22.954
14	16:17:39.576	2:40.517	1:20.526	1:19.991					
(227) Vincent Gallwitz					(189) Mika Kordbarlag				
1	15:44:42.480				1	15:44:41.066			
2	15:47:11.566	2:29.086	1:13.514	1:15.572	2	15:47:04.301	2:23.235	1:11.444	1:11.791
3	15:49:40.732	2:29.166	1:14.729	1:14.437	3	15:49:25.458	2:21.157	1:09.764	1:11.393
4	15:52:07.331	2:26.599	1:12.957	1:13.642	4	15:51:44.350	2:18.892	1:08.009	1:10.883
5	15:54:36.772	2:29.441	1:12.394	1:17.047	5	15:54:04.589	2:20.239	1:08.732	1:11.507
6	15:57:07.322	2:30.550	1:13.438	1:17.112	6	15:56:29.151	2:24.562	1:10.381	1:14.181
7	15:59:38.408	2:31.086	1:16.089	1:14.997	7	15:58:52.393	2:23.242	1:09.992	1:13.250
8	16:02:13.085	2:34.677	1:16.135	1:18.542	8	16:01:17.902	2:25.509	1:11.020	1:14.489
9	16:04:43.001	2:29.916	1:15.567	1:14.349	9	16:03:45.812	2:27.910	1:13.089	1:14.821
10	16:07:15.707	2:32.706	1:18.285	1:14.421	10	16:06:13.127	2:27.315	1:11.890	1:15.425
					11	16:16:00.537	9:47.410	1:15.449	8:31.961
(94) Sven van der Mierden					(94) Sven van der Mierden				
					1	15:44:39.112			



ADAC Schleswig-Holstein e.V.



Int. ADAC MX Masters Tensfeld

Klasse 2 Youngster Cup

Tensfeld 1,850 Km

2. Race

19.07.2015 15:40

Race (25:00 and 2 Laps) started at 15:44:10

Lap	Time of Day	Lap Tm	S1 Tm	S2 Tm	Lap	Time of Day	Lap Tm	S1 Tm	S2 Tm
2	15:46:59.562	2:20.450	1:10.515	1:09.935					
3	15:49:15.963	2:16.401	1:06.180	1:10.221					
4	15:51:32.580	2:16.617	1:07.266	1:09.351					
5	15:53:50.473	2:17.893	1:08.327	1:09.566					
6	15:56:08.902	2:18.429	1:08.681	1:09.748					
7	15:58:24.547	2:15.645	1:07.534	1:08.111					
8	16:00:41.520	2:16.973	1:07.143	1:09.830					
9	16:03:01.739	2:20.219	1:09.344	1:10.875					
10	16:05:20.000	2:18.261	1:08.747	1:09.514					
11	16:07:39.263	2:19.263	1:08.591	1:10.672					

(538) Michael Kratzer

1	15:44:37.505			
2	15:47:00.145	2:22.640	1:10.615	1:12.025
3	15:49:21.286	2:21.141	1:08.711	1:12.430
4	15:51:43.877	2:22.591	1:09.365	1:13.226
5	15:54:09.361	2:25.484	1:13.128	1:12.356
6	15:56:37.255	2:27.894	1:12.403	1:15.491
7	15:59:07.180	2:29.925	1:12.391	1:17.534
8	16:01:50.745	2:43.565	1:29.690	1:13.875

(498) Jan Allers

1	15:45:08.256			
2	15:47:26.976	2:18.720	1:08.446	1:10.274
3	15:49:50.713	2:23.737	1:10.497	1:13.240
4	15:52:21.492	2:30.779	1:15.980	1:14.799
5	15:54:53.846	2:32.354	1:16.288	1:16.066
6	15:57:31.386	2:37.540	1:16.483	1:21.057
7	16:00:22.135	2:50.749	1:28.649	1:22.100

(54) Kevin Winkle

1	15:44:40.292			
2	15:47:07.137	2:26.845	1:13.483	1:13.362
3	15:49:29.925	2:22.788	1:09.414	1:13.374
4	15:51:52.110	2:22.185	1:09.038	1:13.147
5	15:54:30.148	2:38.038	1:10.617	1:27.421
6	15:57:05.483	2:35.335	1:19.752	1:15.583

(804) Luka Kutnar

1	15:45:09.293			
2	15:47:28.768	2:19.475	1:08.286	1:11.189
3	15:49:52.701	2:23.933	1:09.567	1:14.366
4	15:52:22.379	2:29.678	1:17.176	1:12.502
5	15:54:45.426	2:23.047	1:09.612	1:13.435
6	15:57:09.883	2:24.457	1:09.303	1:15.154

(315) Gianluca Eccia

1	15:44:44.978			
2	15:47:05.681	2:20.703	1:09.961	1:10.742
3	15:49:24.052	2:18.371	1:07.567	1:10.804
4	15:52:02.732	2:38.680	1:07.802	1:30.878
5	15:54:27.340	2:24.608	1:11.189	1:13.419

(610) Mads Sjöholm

1	15:44:39.355			
2	15:47:02.351	2:22.996	1:11.977	1:11.019

Int. ADAC MX Masters Tensfeld

Lapchart

Klasse 2 Youngster Cup

Tensfeld 1,850 Km

2. Race

19.07.2015 15:40

Race (25:00 and 2 Laps) started at 15:44:10

Competitors	Laps															
	1	2	3	4	5	6	7	8	9	10	11	12	13	14	15	
Brian Hsu (81)	1	81	81	81	59	59	59	59	59	59	81	81	77	77	77	
Nicholas Adams (59)	2	59	59	59	81	81	81	81	81	81	298	298	81	298	298	
Nichlas Bjerregaard (754)	3	754	754	754	754	754	77	77	77	298	298	77	77	298	59	59
Mathias Plessers (57)	4	57	57	77	77	77	754	754	298	77	77	59	59	59	81	81
Tomasz Wysocki (831)	5	831	329	831	831	298	298	298	754	754	754	754	754	754	754	754
Luca Nijenhuis (329)	6	329	831	113	298	831	226	226	226	226	226	226	226	226	226	226
Joel van Mechelen (113)	7	113	77	298	113	113	113	831	113	329	329	329	329	329	329	329
Arminas Jasikonis (77)	8	77	113	226	226	226	226	113	831	831	94	94	831	831	831	17
Bas Vaessen (298)	9	298	17	17	17	329	329	329	329	94	831	831	820	17	17	831
Lars Griekspoor (283)	10	283	595	329	329	820	820	820	94	113	820	820	17	820	820	820
Stefan Ekerold (17)	11	17	298	820	820	17	94	94	820	820	113	17	113	113	113	113
Stephan Büttner (100)	12	100	226	595	595	94	17	17	17	17	113	334	334	334	334	334
Michael Kratzer (538)	13	538	100	100	100	595	595	595	595	435	435	334	435	435	435	435
Tom Koch (226)	14	226	820	94	94	435	435	435	435	595	334	435	595	100	100	392
Dani de Vries (154)	15	154	94	435	435	100	334	334	334	334	595	595	100	595	392	179
Cedric Grobбен (595)	16	595	283	283	154	334	154	154	154	100	100	100	50	392	595	100
Valentin Ander (392)	17	392	538	154	334	154	100	100	100	154	154	50	392	50	179	595
Sam Korneliussen (435)	18	435	435	334	283	50	50	50	50	50	50	392	179	179	50	50
Maciej Wieckowski (505)	19	505	50	538	50	283	283	194	194	392	392	57	57	57	57	57
Sven van der Mierden (94)	20	94	154	50	538	189	189	189	57	57	57	154	154	154	154	154
Mads Sjøholm (610)	21	610	610	315	189	538	194	283	189	194	179	179	710	710	710	710
Dennis Wiemann (820)	22	820	505	189	505	194	57	57	392	189	189	194	194	278	278	278
Kevin Winkle (54)	23	54	334	505	194	57	538	392	283	179	194	710	283	194	194	194
Dovydas Karka (710)	24	710	189	392	54	505	505	505	179	283	283	283	278	283	283	283
Mika Kordbarlag (189)	25	189	315	54	57	392	392	538	505	710	710	278	505	505	505	505
Cyrille Flury (50)	26	50	54	194	278	34	710	179	710	505	278	505	34	34	34	34
Vincent Gallwitz (227)	27	227	710	710	392	710	179	710	34	278	505	34	31	31	31	31
Mathias Gryning (334)	28	334	392	57	34	315	34	34	538	34	34	31	227	227	227	227
Gianluca Ecce (315)	29	315	34	278	710	54	54	278	278	31	31	227	428	428	428	428
Nico Müller (317)	30	317	194	34	428	179	31	31	31	227	227	428	317	317	317	317



ADAC Schleswig-Holstein e.V.

**ADAC MX MASTERS 2015****Int. ADAC Motocross Tensfeld****MX Youngster Cup****Track length: 1.850 m****Eventresults Tensfeld****Date: 17th and 18th of July 2015**

Pos.	No.	Name	Nat./Hometown	Trademark	Entrant / Team	Race 1		Race 2		total Points
						Points	Pos	Points	Pos	
1	77	Jasikonis, Arminas	LTU/ Balen	KAWASAKI	Monster Energy Kawasaki Elf Team Pfeil	22	2	25	1	47
2	81	Hsu, Brian	GER/ Cremona	SUZUKI	Team Rockstar Energy Suzuki Europe	25	1	18	4	43
3	754	Bjerregaard, Nichlas	DEN/ Nibe, Denmark	YAMAHA	Easy MX Yamaha Team	20	3	16	5	36
4	59	Adams, Nicholas	GBR/ London	KAWASAKI	Monster Energy Kawasaki Elf Team Pfeil	13	8	20	3	33
5	329	Nijenhuis, Luca	NED/ HEERDE	KAWASAKI	KEMCO Management-CrossXL.nl	18	4	14	7	32
6	226	Koch, Tom	GER/ Wormstedt	SUZUKI	ADAC Hessen-Thüringen MX Masters Rookie	12	9	15	6	27
7	820	Wiemann, Dennis	GER/ Bocholt- Suderwick	SUZUKI	Team DIGA-Procross	15	6	11	10	26
8	334	Gryning, Mathias	DEN/ Slagelse	SUZUKI	Kaduuz Racing	14	7	9	12	23
9	298	Vaessen, Bas	NED/ Swalmen	SUZUKI	Team Rockstar Energy Suzuki Europe	0	DNF	22	2	22
10	17	Ekerold, Stefan	GER/ Weiskirchen	KTM	Bodo Schmidt Motorsport	6	15	13	8	19
11	831	Wysocki, Tomasz	POL/ Chorzów	KTM	JD 191 KTM Racing Team	7	14	12	9	19
12	435	Korneliussen, Sam	DEN/ aalborg sv	TM	KK TM Factory racing	9	12	8	13	17
13	94	van der Mierden, Sven	NED/ Valkenswaard	HUSQVARNA	Husqvarna-SKS Racing NL	16	5	0	DNF	16
14	194	Engelen, Bryan	BEL/ Zonhoven	KTM	Team AID	11	10	0	23	11
15	113	van Mechelen, Joel	NED/ Prinsenbeek	KTM	GPR Promo MX Team	0	21	10	11	10
16	57	Plessers, Mathias	BEL/ Landen	KTM	DAM Racing	8	13	2	19	10
17	610	Sjoholm, Mads	DEN/ Gråsten	KAWASAKI	SH-Racing-Parts	10	11	0	DNF	10
18	100	Büttner, Stephan	GER/ Schkölen	YAMAHA	TEAM Yamaha STC Racing	4	17	5	16	9
19	392	Ander, Valentin	ESP/ Ayegui	YAMAHA	TEAM YAMAHA AUSIO YAMALUBE	0	DNF	7	14	7
20	179	Corneth, Jaap	NED/ Baarlo	KAWASAKI	-	0	29	6	15	6
21	538	Kratzer, Michael	AUT/ Anger	KAWASAKI	Team Damianik	5	16	0	DNF	5
22	595	Grobben, Cedric	BEL/Opglabbeek	HUSQVARNA		0	DNF	4	17	4
23	154	de Vries, Dani	NED/ Roden	YAMAHA	Team HE-JA/Bruggen Tweewielers	3	18	1	20	4
24	50	Flury, Cyrille	SUI/ Leuzigen	KTM	Team marXparts by Motocenter Hegau	0	23	3	18	3
25	317	Müller, Nico	GER/ Bruchsal	KAWASAKI	ADAC Pfalz	2	19	0	30	2
26	189	Kordbarlag, Mika	GER/ Schloß Holte- Stuker	KAWASAKI	Fastseats Kawasaki	1	20	0	0	1
27	710	Karka, Dovydas	LTU/ Pasvalys	KTM	Garin MX Team	0	25	0	21	0
28	278	Vermijl, Thomas	BEL/ Helchteren	KTM	GPR Promo MX Team	0	27	0	22	0
29	283	Griekspoor, Lars	NED/ Nieuw Vennepe	KTM	Team Griekspoor	0	22	0	24	0
30	505	Wieckowski, Maciej	POL/ Motycz	KAWASAKI	MEFO Sport Racing Team	0	DNF	0	25	0
31	34	Hoffmann, Toni	GER/ Wismar	KTM	BvZ Racing Team	0	DNF	0	26	0
32	31	Casas Cervera, Oriol	ESP/ Calders	YAMAHA		0	x	0	27	0
33	227	Gallwitz, Vincent	GER/ Rheinberg	YAMAHA	TEAM Yamaha STC Racing	0	32	0	28	0
34	428	Hansen, Andreas	DEN/ Hjørring	SUZUKI	Kaduuz Racing Team	0	26	0	29	0
35	998	Adler, Nico	GER/ Ebersbach	KTM	ADAC Sachsen	0	30	0	31	0
36	315	Ecca, Gianluca	GER/ Alpen	SUZUKI	Team Castrol Power1 Suzuki Moto-Base	0	31	0	DNF	0
37	498	Allers, Jan	GER/ Nützen	KTM	BvZ Racing Team	0	DNF	0	DNF	0
38	804	Kutnar, Luka	SLO/ sentvid pri sticni	HUSQVARNA	Husqvarna Maurer Racing	0	28	0	DNF	0
39	54	Winkle, Kevin	GER/ Murrhardt	HUSQVARNA	MPS Racing	0	24	0	DNF	0
40	177	Wünsche, Franziskus	GER/ Klüden	KTM	KM-Kaczmarek Motorsport	0	DNF	0	x	0
41	899	Gehrke, Nils	GER/ Kaltenholzhausen	SUZUKI	Team AB-Racing by Suzuki Reinecke	0	DNF	0	x	0

Announcements: These results are provisional until the conclusion of any judicial and technical matters

Clerk of the course Holger Möller:

Jury President Olaf Noack:

Timekeeping Steffen Kirchhof:

Posted at:

h

Printed: 19.07.2015 16:18

Reg. Nr.: MX 28/15