



Int. 52. Gaildorfer ADAC Motocross

Klasse 2 Youngster Cup

Auf der Wacht 1,650 Km

Practice Even Numbers

05.09.2015 09:00

Practice (25:00 Time) started at 9:00:03

Pos	No.	Name	FNM	Nat/Hometown	Trademark	Entrant / Team	Laps	Best Tm	Diff	In Lap	km/h
1	298	Bas Vaessen	KNMV	NED/ Swalmen	SUZUKI	Team Rockstar Energy Suzuki Europe	11	1:54.637		11	51,816
2	754	Nichlas Bjerregaard	DMU	DEN/ Nibe, Denm.	YAMAHA	Easy MX Yamaha Team	10	1:55.348	0.711	7	51,496
3	882	Iker Larrañaga Olano	RFME	ESP/ Arinez	KTM	KTM Kosak Racing	10	1:55.545	0.908	9	51,409
4	334	Mathias Gryning	DMU	DEN/ Slagelse	SUZUKI	Kaduuz Racing	9	1:55.799	1.162	8	51,296
5	278	Thomas Vermijl	FMB	BEL/ Helchteren	KTM	GPR Promo MX Team	10	1:55.841	1.204	8	51,277
6	126	Moritz Schittenhelm	DMSB	GER/ Urbach	KTM	KTM Alksom Race Factory / Mefo Sport	8	1:55.905	1.268	6	51,249
7	94	Sven van der Mierden	KNMV	NED/ Valkenswaard	HUSQVARNA	Husqvarna-SKS Racing NL	9	1:57.630	2.993	8	50,497
8	100	Stephan Büttner	DMSB	GER/ Schkölen	YAMAHA	TEAM Yamaha STC Racing	9	1:57.771	3.134	7	50,437
9	538	Michael Kratzer	OeAMTC	AUT/ Anger	KAWASAKI	Team Damianik	9	1:57.931	3.294	9	50,368
10	778	Michael Sandner	OeAMTC	AUT/ Rainbach	HUSQVARNA	COFAIN Racing KTM	9	1:58.311	3.674	6	50,207
11	472	Glen Meier	DMU	DEN/ Trige	KTM	KTM Kosak Racing Team	9	1:58.437	3.800	6	50,153
12	378	Roy van Heugten	KNMV	NED/ Achterveld	KAWASAKI	Team Modiform	9	1:58.513	3.876	6	50,121
13	318	Enzo Steffen	FMS	SUI/Onnens	HONDA	HFfour-MX Raceland Team	9	1:58.696	4.059	7	50,044
14	116	Manuel Perkhof	OeAMTC	AUT/ Rietz	KTM	KINI KTM Junior Pro Team	9	1:58.732	4.095	8	50,029
15	50	Cyrille Flury	FMS	SUI/ Leuzigen	KTM	Team marXparts by Motocenter Hegau	10	1:58.760	4.123	8	50,017
16	102	Richard Sikyna	SMF	SVK/ Liesek	KTM	MX SLOVAKIA	8	1:59.042	4.405	8	49,898
17	800	Dmytro Asmanov	FMU	UKR/ Kijev	KAWASAKI	MEFO Sport Racing Team	9	1:59.119	4.482	9	49,866
18	194	Bryan Engelen	FMB	BEL/ Zonhoven	KTM	Team AID	9	1:59.318	4.681	8	49,783
19	34	Toni Hoffmann	DMSB	GER/ Wismar	KTM	BvZ Racing Team	9	1:59.332	4.695	7	49,777
20	54	Kevin Winkle	DMSB	GER/ Murrhardt	HUSQVARNA	MPS Racing	10	1:59.427	4.790	10	49,737
21	324	Alexander Banzirsch	OeAMTC	AUT/ Eidenberg	KAWASAKI	Team BGtech/Ernecker	9	1:59.659	5.022	8	49,641
22	226	Tom Koch	DMSB	GER/ Wormstedt	SUZUKI	ADAC Hessen-Thüringen MX Masters Ro	9	1:59.741	5.104	9	49,607
23	184	Marco König	DMSB	GER/ Ansbach	KTM	KTM Kosak Racing Team	8	2:00.069	5.432	7	49,472
24	820	Dennis Wiemann	DMSB	GER/ Bocholt- Suc	SUZUKI	Team DIGA-Procross	8	2:00.229	5.592	5	49,406
25	176	Karol Kruszynski	PZM	POL/ ?ysomice	KTM	-	10	2:00.986	6.349	8	49,097
26	972	Maximilian Pleyer	DMSB	GER/ Ober-Ramst	KTM	KTM Sarholz Racing Team / ADAC Hesse	9	2:02.221	7.584	7	48,600
27	218	Kamil Osieleniec	PZM	GER/ Lublin	KAWASAKI	MEFO Sport Racing Team	8	2:02.669	8.032	8	48,423
28	204	Loris Freidig	FMS	SUI/ Sumiswald	KAWASAKI	HFfour-MX Raceland	9	2:02.882	8.245	5	48,339
29	828	Dorian-Gabor Schirocki	DMSB	GER/ Geisenfeld	SUZUKI	MXC.de Racing Team	8	2:03.651	9.014	8	48,038
30	60	Nico Koch	DMSB	GER/ Braunschwe	KTM	ADAC Niedersachsen/Sachsen Anhalt	9	2:03.802	9.165	7	47,980
31	264	Jascha Berg	DMSB	GER/ Riede	SUZUKI	Team Castrol Power1 Suzuki Moto-Base	8	2:04.106	9.469	8	47,862
32	360	Martin Vondrasek	ACCR	CZE/Liberec	KTM	JD191 KTM RACING	8	2:04.476	9.839	8	47,720
33	804	Luka Kutnar	AMZS	SLO/ sentvid pri s	HUSQVARNA	Husqvarna Maurer Racing	4	2:07.280	12.643	3	46,669
34	776	Oliver Jacques Sczepor	DMSB	GER/ Landsberg C	KTM	Falcon Motorsports	9	2:07.617	12.980	8	46,546
35	212	Rosell Romero Joan D	RFME	ESP/ Sant antoni c	YAMAHA	TEAM Yamaha STC Racing	8	2:08.032	13.395	8	46,395
36	132	Joschua Diehl	DMSB	GER/ Rehe	KTM	KTM Sarholz Racing Team	8	2:09.841	15.204	5	45,748
37	424	Christoph Danz	DMSB	GER/ Groß-Zimme	KTM	ADAC Hessen-Thüringen/ MX Masters Rc	8	2:12.953	18.316	8	44,677
38	394	Justin Schnur	DMSB	GER/ Lamperthein	KAWASAKI		8	2:16.953	22.316	7	43,373
39	300	Nico Vogt	DMSB	GER/ Neudenuau	KAWASAKI	QAM Racing	6	2:19.174	24.537	6	42,680

Announcements

#100 without transponder

Official Timing www.camp-company.de / www.motorsport-events.se

Orbits

Timekeeping Steffen Kirchhof:

Clerk of the course Michael Windmüller:

Jury President Olaf Noack:

Reg. Nr MX 36/15

www.mylaps.com

Licensed to: Camp Company

Printed: 05.09.2015 09:36:19

posted at:

h



Int. 52. Gaildorfer ADAC Motocross

Klasse 2 Youngster Cup


Auf der Wacht 1,650 Km

Practice Even Numbers

05.09.2015 09:00

Practice (25:00 Time) started at 9:00:03

Lap	Time of Day	Lap Tm	S1 Tm	S2 Tm	Lap	Time of Day	Lap Tm	S1 Tm	S2 Tm
<hr/>									
(298) Bas Vaessen									
1	9:06:38.781				5	9:16:26.279	2:22.505		
2	9:08:42.082	2:03.301			6	9:18:22.184	1:55.905		
3	9:10:41.903	1:59.821			7	9:22:51.635	4:29.451		
4	9:12:39.316	1:57.413			8	9:25:21.494	2:29.859		
5	9:14:39.458	2:00.142			<hr/>				
6	9:16:43.477	2:04.019			(94) Sven van der Mierden				
7	9:18:38.950	1:55.473			1	9:07:59.109			
8	9:20:55.766	2:16.816			2	9:10:12.083	2:12.974		
9	9:22:54.094	1:58.328			3	9:12:16.809	2:04.726		
10	9:25:02.108	2:08.014			4	9:14:21.997	2:05.188		
11	9:26:56.745	1:54.637			5	9:16:23.356	2:01.359		
<hr/>									
(754) Nichlas Bjerregaard									
1	9:08:00.896				6	9:19:55.874	3:32.518		
2	9:10:11.105	2:10.209			7	9:22:20.558	2:24.684		
3	9:12:18.977	2:07.872			8	9:24:18.188	1:57.630		
4	9:14:20.584	2:01.607			9	9:26:34.262	2:16.074		
5	9:16:18.655	1:58.071			<hr/>				
6	9:18:31.279	2:12.624			(100) Stephan Büttner				
7	9:20:26.627	1:55.348			1	9:07:02.823			
8	9:22:52.942	2:26.315			2	9:09:17.905	2:15.082		
9	9:24:54.107	2:01.165			3	9:11:18.136	2:00.231		
10	9:27:38.538	2:44.431			4	9:13:16.899	1:58.763		
<hr/>									
(882) Iker Larrañaga Olano									
1	9:07:34.960				5	9:15:20.334	2:03.435		
2	9:09:42.655	2:07.695			6	9:17:40.207	2:19.873		
3	9:11:49.278	2:06.623			7	9:19:37.978	1:57.771		
4	9:13:56.006	2:06.728			8	9:22:00.486	2:22.508		
5	9:15:55.243	1:59.237			9	9:26:14.922	4:14.436		
6	9:17:52.380	1:57.137			<hr/>				
7	9:19:48.844	1:56.464			(538) Michael Kratzer				
8	9:22:03.802	2:14.958			1	9:07:41.105			
9	9:23:59.347	1:55.545			2	9:09:58.988	2:17.883		
10	9:25:56.189	1:56.842			3	9:12:12.404	2:13.416		
<hr/>									
(334) Mathias Grynning									
1	9:08:07.279				4	9:14:27.003	2:14.599		
2	9:10:20.553	2:13.274			5	9:16:33.148	2:06.145		
3	9:12:33.367	2:12.814			6	9:18:32.139	1:58.991		
4	9:14:47.324	2:13.957			7	9:20:45.992	2:13.853		
5	9:16:48.966	2:01.642			8	9:23:04.885	2:18.893		
6	9:18:45.745	1:56.779			9	9:25:02.816	1:57.931		
7	9:21:20.725	2:34.980			<hr/>				
8	9:23:16.524	1:55.799			(778) Michael Sandner				
9	9:25:39.009	2:22.485			1	9:07:17.611			
<hr/>									
(278) Thomas Vermijl									
1	9:07:51.758				2	9:09:26.039	2:08.428		
2	9:09:55.403	2:03.645			3	9:11:27.555	2:01.516		
3	9:11:56.910	2:01.507			4	9:13:39.936	2:12.381		
4	9:14:04.966	2:08.056			5	9:17:11.888	3:31.952		
5	9:16:01.784	1:56.818			6	9:19:10.199	1:58.311		
6	9:18:16.946	2:15.162			7	9:21:44.096	2:33.897		
7	9:20:17.861	2:00.915			8	9:24:06.125	2:22.029		
8	9:22:13.702	1:55.841			9	9:26:29.458	2:23.333		
9	9:24:24.334	2:10.632			<hr/>				
10	9:26:21.400	1:57.066			(472) Glen Meier				
<hr/>									
(126) Moritz Schittenhelm									
1	9:07:08.804				1	9:07:25.231			
2	9:09:23.993	2:15.189			2	9:09:43.949	2:18.718		
3	9:11:42.321	2:18.328			3	9:11:50.713	2:06.764		
4	9:14:03.774	2:21.453			4	9:13:51.508	2:00.795		
<hr/>									
(378) Roy van Heugten									
1	9:08:15.177				5	9:16:14.488	2:22.980		
2	9:10:24.380	2:09.203			6	9:18:12.925	1:58.437		
3	9:12:29.522	2:05.142			7	9:20:12.578	1:59.653		
4	9:14:43.152	2:13.630			8	9:24:16.729	4:04.151		
5	9:16:52.648	2:09.496			9	9:26:16.103	1:59.374		



Int. 52. Gaildorfer ADAC Motocross

Klasse 2 Youngster Cup

Auf der Wacht 1,650 Km

Practice Even Numbers

05.09.2015 09:00

Practice (25:00 Time) started at 9:00:03

Lap	Time of Day	Lap Tm	S1 Tm	S2 Tm	Lap	Time of Day	Lap Tm	S1 Tm	S2 Tm
6	9:18:51.161	1:58.513			6	9:18:44.573	1:59.643		
7	9:20:50.708	1:59.547			7	9:21:09.731	2:25.158		
8	9:23:15.786	2:25.078			8	9:23:09.049	1:59.318		
9	9:25:14.513	1:58.727			9	9:25:49.099	2:40.050		

(318) Enzo Steffen

(34) Toni Hoffmann

1	9:07:12.629				1	9:07:30.515			
2	9:09:29.551	2:16.922			2	9:09:46.893	2:16.378		
3	9:11:35.932	2:06.381			3	9:12:00.312	2:13.419		
4	9:13:41.738	2:05.806			4	9:14:13.805	2:13.493		
5	9:15:44.319	2:02.581			5	9:18:07.215	3:53.410		
6	9:17:44.948	2:00.629			6	9:20:08.776	2:01.561		
7	9:19:43.644	1:58.696			7	9:22:08.108	1:59.332		
8	9:21:52.890	2:09.246			8	9:24:32.792	2:24.684		
9	9:26:47.253	4:54.363			9	9:26:43.307	2:10.515		

(116) Manuel Perkhofer

(54) Kevin Winkle

1	9:07:19.372				1	9:06:41.529			
2	9:09:28.284	2:08.912			2	9:08:49.514	2:07.985		
3	9:11:34.601	2:06.317			3	9:11:04.409	2:14.895		
4	9:13:41.307	2:06.706			4	9:13:35.204	2:30.795		
5	9:15:56.873	2:15.566			5	9:16:10.882	2:35.678		
6	9:19:03.135	3:06.262			6	9:18:20.038	2:09.156		
7	9:21:02.324	1:59.189			7	9:20:20.204	2:00.166		
8	9:23:01.056	1:58.732			8	9:22:32.782	2:12.578		
9	9:25:18.589	2:17.533			9	9:24:47.832	2:15.050		
					10	9:26:47.259	1:59.427		

(50) Cyrille Flury

(324) Alexander Banzirsch

1	9:07:31.373				1	9:06:57.755			
2	9:09:40.183	2:08.810			2	9:09:04.093	2:06.338		
3	9:11:45.408	2:05.225			3	9:12:12.961	3:08.868		
4	9:13:47.889	2:02.481			4	9:14:15.921	2:02.960		
5	9:15:47.401	1:59.512			5	9:16:16.293	2:00.372		
6	9:18:05.719	2:18.318			6	9:19:47.220	3:30.927		
7	9:20:05.284	1:59.565			7	9:21:48.134	2:00.914		
8	9:22:04.044	1:58.760			8	9:23:47.793	1:59.659		
9	9:24:11.126	2:07.082			9	9:26:31.617	2:43.824		
10	9:26:10.378	1:59.252							

(102) Richard Sikyna

(226) Tom Koch

1	9:07:56.599				1	9:07:54.763			
2	9:10:04.558	2:07.959			2	9:10:08.569	2:13.806		
3	9:12:06.689	2:02.131			3	9:12:14.072	2:05.503		
4	9:14:07.534	2:00.845			4	9:14:33.972	2:19.900		
5	9:17:59.751	3:52.217			5	9:16:36.336	2:02.364		
6	9:19:59.757	2:00.006			6	9:18:39.130	2:02.794		
7	9:22:27.595	2:27.838			7	9:21:06.893	2:27.763		
8	9:24:26.637	1:59.042			8	9:23:06.932	2:00.039		
					9	9:25:06.673	1:59.741		

(800) Dmytro Asmanov

(184) Marco König

1	9:06:30.353				1	9:07:06.954			
2	9:08:32.226	2:01.873			2	9:09:33.054	2:26.100		
3	9:10:31.745	1:59.519			3	9:11:54.356	2:21.302		
4	9:12:31.125	1:59.380			4	9:13:58.515	2:04.159		
5	9:14:56.449	2:25.324			5	9:15:59.424	2:00.909		
6	9:19:00.858	4:04.409			6	9:20:57.543	4:58.119		
7	9:21:00.204	1:59.346			7	9:22:57.612	2:00.069		
8	9:23:23.924	2:23.720			8	9:27:05.955	4:08.343		
9	9:25:23.043	1:59.119							

(194) Bryan Engelen

(820) Dennis Wiemann

1	9:07:00.588				1	9:07:53.266			
2	9:09:08.574	2:07.986			2	9:10:00.804	2:07.538		
3	9:12:26.119	3:17.545			3	9:12:04.375	2:03.571		
4	9:14:29.261	2:03.142			4	9:14:05.666	2:01.291		
5	9:16:44.930	2:15.669			5	9:16:05.895	2:00.229		



Int. 52. Gaildorfer ADAC Motocross

Klasse 2 Youngster Cup

Auf der Wacht 1,650 Km

Practice Even Numbers

05.09.2015 09:00

Practice (25:00 Time) started at 9:00:03

Lap	Time of Day	Lap Tm	S1 Tm	S2 Tm	Lap	Time of Day	Lap Tm	S1 Tm	S2 Tm
6	9:18:53.797	2:47.902			8	9:22:44.517	2:06.438		
7	9:24:20.984	5:27.187			9	9:25:27.666	2:43.149		
8	9:26:54.605	2:33.621							
(176) Karol Kruszynski					(264) Jascha Berg				
1	9:06:42.600				1	9:06:47.335			
2	9:08:51.987	2:09.387			2	9:09:04.944	2:17.609		
3	9:10:56.176	2:04.189			3	9:11:24.114	2:19.170		
4	9:13:00.253	2:04.077			4	9:15:56.215	4:32.101		
5	9:15:03.310	2:03.057			5	9:18:03.454	2:07.239		
6	9:17:18.759	2:15.449			6	9:20:10.340	2:06.886		
7	9:19:36.343	2:17.584			7	9:24:42.307	4:31.967		
8	9:21:37.329	2:00.986			8	9:26:46.413	2:04.106		
9	9:24:01.592	2:24.263			(360) Martin Vondrasek				
10	9:26:16.563	2:14.971			1	9:06:55.188			
(972) Maximilian Pleyer					2	9:09:31.243	2:36.055		
1	9:07:22.941				3	9:11:52.242	2:20.999		
2	9:09:34.859	2:11.918			4	9:15:10.844	3:18.602		
3	9:11:47.814	2:12.955			5	9:17:15.789	2:04.945		
4	9:14:01.979	2:14.165			6	9:19:20.554	2:04.765		
5	9:17:21.784	3:19.805			7	9:24:07.568	4:47.014		
6	9:19:26.930	2:05.146			8	9:26:12.044	2:04.476		
7	9:21:29.151	2:02.221			(804) Luka Kutnar				
8	9:23:54.948	2:25.797			1	9:07:30.024			
9	9:26:07.171	2:12.223			2	9:09:39.415	2:09.391		
(218) Kamil Osieleniec					3	9:11:46.695	2:07.280		
1	9:06:36.157				4	9:15:27.323	3:40.628		
2	9:08:42.885	2:06.728			(776) Oliver Jacques Sczpeponk				
3	9:10:47.719	2:04.834			1	9:06:57.086			
4	9:13:20.718	2:32.999			2	9:09:20.951	2:23.865		
5	9:15:29.873	2:09.155			3	9:11:37.307	2:16.356		
6	9:20:28.428	4:58.555			4	9:14:16.879	2:39.572		
7	9:22:34.711	2:06.283			5	9:16:27.830	2:10.951		
8	9:24:37.380	2:02.669			6	9:18:38.201	2:10.371		
(204) Loris Freidig					7	9:22:06.762	3:28.561		
1	9:06:44.584				8	9:24:14.379	2:07.617		
2	9:08:54.180	2:09.596			9	9:26:22.298	2:07.919		
3	9:11:00.592	2:06.412			(212) Rosell Romero Joan David				
4	9:14:12.163	3:11.571			1	9:07:32.465			
5	9:16:15.045	2:02.882			2	9:09:52.603	2:20.138		
6	9:18:43.671	2:28.626			3	9:12:05.917	2:13.314		
7	9:20:48.387	2:04.716			4	9:15:03.794	2:57.877		
8	9:22:55.186	2:06.799			5	9:17:15.909	2:12.115		
9	9:25:24.227	2:29.041			6	9:20:03.092	2:47.183		
(828) Dorian-Gabor Schirocki					7	9:24:34.430	4:31.338		
1	9:07:39.294				8	9:26:42.462	2:08.032		
2	9:09:51.831	2:12.537			(132) Joschua Diehl				
3	9:11:55.867	2:04.036			1	9:08:19.500			
4	9:14:35.729	2:39.862			2	9:10:44.449	2:24.949		
5	9:17:00.141	2:24.412			3	9:13:01.432	2:16.983		
6	9:20:36.478	3:36.337			4	9:15:15.861	2:14.429		
7	9:23:11.792	2:35.314			5	9:17:25.702	2:09.841		
8	9:25:15.443	2:03.651			6	9:19:38.756	2:13.054		
(60) Nico Koch					7	9:24:08.801	4:30.045		
1	9:06:45.692				8	9:26:20.570	2:11.769		
2	9:08:56.493	2:10.801			(424) Christoph Danz				
3	9:11:05.207	2:08.714			1	9:07:37.149			
4	9:13:10.916	2:05.709			2	9:10:03.797	2:26.648		
5	9:15:16.441	2:05.525			3	9:12:24.062	2:20.265		
6	9:18:34.277	3:17.836			4	9:14:39.155	2:15.093		
7	9:20:38.079	2:03.802			5	9:18:47.046	4:07.891		



Int. 52. Gaildorfer ADAC Motocross

Klasse 2 Youngster Cup

Auf der Wacht 1,650 Km

Practice Even Numbers

05.09.2015 09:00

Practice (25:00 Time) started at 9:00:03

Lap	Time of Day	Lap Tm	S1 Tm	S2 Tm	Lap	Time of Day	Lap Tm	S1 Tm	S2 Tm
6	9:21:01.430	2:14.384							
7	9:23:31.595	2:30.165							
8	9:25:44.548	2:12.953							

(394) Justin Schnur

1	9:07:21.162								
2	9:09:56.928	2:35.766							
3	9:12:20.545	2:23.617							
4	9:15:41.908	3:21.363							
5	9:18:10.259	2:28.351							
6	9:20:29.669	2:19.410							
7	9:22:46.622	2:16.953							
8	9:26:25.537	3:38.915							

(300) Nico Vogt

1	9:07:53.146								
2	9:10:23.386	2:30.240							
3	9:12:43.086	2:19.700							
4	9:16:55.796	4:12.710							
5	9:19:15.302	2:19.506							
6	9:21:34.476	2:19.174							



Int. 52. Gaildorfer ADAC Motocross

Klasse 2 Youngster Cup

Auf der Wacht 1,650 Km

Practice Odd Numbers

05.09.2015 09:30

Practice (25:00 Time) started at 9:30:16

Pos	No.	Name	FNM	Nat/Hometown	Trademark	Entrant / Team	Laps	Best Tm	Diff	In Lap	km/h
1	81	Brian Hsu	DMSB	GER/ Cremona	SUZUKI	Team Rockstar Energy Suzuki Europe	9	1:53.417		7	52,373
2	83	Nathan Renkens	FMB	BEL/ momalle	KTM	WZ Racing	9	1:53.437	0.020	9	52,364
3	59	Nicholas Adams	ACU	GBR/ London	KAWASAKI	Monster Energy Kawasaki Elf Team Pfeil	10	1:53.501	0.084	10	52,334
4	831	Tomasz Wysocki	PZM	POL/ Chorzów	KTM	JD 191 KTM Racing Team	10	1:53.670	0.253	10	52,257
5	315	Gianluca Ecca	DMSB	GER/ Alpen	SUZUKI	Team Castrol Power1 Suzuki Moto-Base	10	1:54.560	1.143	9	51,851
6	77	Arminas Jasikonis	DMSB	LTU/ Balen	KAWASAKI	Monster Energy Kawasaki Elf Team Pfeil	9	1:55.352	1.935	6	51,495
7	113	Joel van Mechelen	KNMV	NED/ Prinsenbeek	KTM	GPR Promo MX Team	10	1:55.385	1.968	8	51,480
8	377	Martin Krc	ACCR	CZE/ Sternberk	KTM	SZA-STAV racing team	10	1:55.399	1.982	7	51,474
9	179	Jaap Corneth	KNMV	NED/ Baarlo	KAWASAKI	-	10	1:55.632	2.215	5	51,370
10	17	Stefan Ekerold	DMSB	GER/ Weiskirchen	KTM	Bodo Schmidt Motorsport	10	1:56.079	2.662	8	51,172
11	931	Marco Fleissig	DMSB	GER/ Dietenheim	KTM	KTM Kosak Racing Team	9	1:56.344	2.927	7	51,055
12	189	Mika Kordbarlag	DMSB	GER/ Schloß Holte	KAWASAKI	Fastseats Kawasaki	9	1:56.883	3.466	7	50,820
13	347	Johannes Klein	OeAMTC	AUT/ Steyr	KTM	COFAIN Racing Team / KTM Zauner	9	1:56.899	3.482	7	50,813
14	137	Luca Bruggmann	FMS	SUI/ Balzers	YAMAHA	TEAM Yamaha STC Racing	9	1:57.005	3.588	5	50,767
15	505	Maciej Wieckowski	PZM	POL/ Motycz	KAWASAKI	MEFO Sport Racing Team	9	1:57.795	4.378	7	50,427
16	227	Vincent Gallwitz	DMSB	GER/ Rheinberg	YAMAHA	TEAM Yamaha STC Racing	10	1:58.045	4.628	9	50,320
17	411	Gabriel Chetnicki	PZM	POL/ Zebrydowic	KTM	-	10	1:58.073	4.656	8	50,308
18	969	Emil Jepsen	DMU	DEN/ sonderborg	HONDA	KMP Honda Repsol Racing Team	9	1:58.666	5.249	6	50,056
19	899	Nils Gehrke	DMSB	GER/ Kaltenholz	SUZUKI	Team AB-Racing by Suzuki Reinecke	10	1:58.743	5.326	8	50,024
20	211	Fabian Strobel	DMSB	GER/ Bernstadt	SUZUKI	Motorrad Waldmann	9	1:59.493	6.076	8	49,710
21	317	Nico Müller	DMSB	GER/ Bruchsal	KAWASAKI	ADAC Pfalz	10	1:59.794	6.377	9	49,585
22	23	Martin Winter	DMSB	GER/ Rehau	KTM	KTM Kosak Racing Team / ADAC Nordba	9	1:59.973	6.556	6	49,511
23	531	Florian Hellrigl	OeAMTC	AUT/ Telfs	HONDA	Team Mibag Honda Schmidinger	9	2:00.013	6.596	8	49,495
24	761	Jens Carlier	FMB	BEL/ Tremelo	YAMAHA	-	10	2:00.691	7.274	6	49,217
25	491	Paul Haberland	DMSB	GER/ Großvargula	SUZUKI	stielerguppe.mx Johannes Bikes Suzuki	10	2:00.916	7.499	7	49,125
26	297	Joey Rock	DMSB	GER/ Schnelldorf	KTM	Ferrotherm /JWD	9	2:01.015	7.598	7	49,085
27	503	Oliver Kaas	DMSB	GER/ Schwanstett	HONDA	Honda Meyer Racing	8	2:01.056	7.639	8	49,068
28	435	Sam Korneliussen	DMU	DEN/ aalborg sv	TM	KK TM Factory racing	5	2:01.366	7.949	5	48,943
29	641	Stephan Lüscher	FMS	SUI/ Seengen	KAWASAKI	-	9	2:01.555	8.138	6	48,867
30	321	Felix Hoffmann	DMSB	GER/ Freinsheim	KTM	KTM Team Musch	9	2:01.773	8.356	3	48,779
31	281	Ralf Meuwissen					10	2:02.045	8.628	10	48,671
32	407	Matous Rejsek	ACCR	CZE/ Vseradice	KTM		9	2:02.775	9.358	8	48,381
33	441	Phillip Eggers	DMSB	GER/ Mücke Atzer	KTM	TEAM Yamaha STC Racing	8	2:03.050	9.633	5	48,273
34	103	Luca Pepe Menger	DMSB	GER/ Gotha	KTM	ADAC Hessen-Thüringen MX Masters Ro	9	2:04.794	11.377	8	47,598
35	109	Christian Blessing	DMSB	GER/ Leutenbach	KTM	KTM Kosak Racing Team	9	2:06.432	13.015	5	46,982
36	991	Mark Scheu	DMSB	GER/ Grabenstett	KTM	KTM-Mayer, MRS Racing	9	2:06.932	13.515	2	46,797
37	213	Robin Lang	DMSB	GER/ Forbach	KTM	Ferrotherm /JWD	8	2:07.046	13.629	7	46,755
38	445	Timo Hermanutz	DMSB	GER/ Hildrzhause	KTM	KFV Kalteneck Holzgerlingen	9	2:12.382	18.965	5	44,870
39	169	Mathias Weissenrieder	DMSB	GER/ Salem	SUZUKI		7	2:14.192	20.775	7	44,265
40	537	Lucas Schelling	DMSB	GER/ Frickenhaus	KTM		8	2:15.012	21.595	6	43,996
41	437	Maurice Kiok	DMSB	GER/ Lörrach	HONDA	MX-Handel Racing Lörrach	8	2:15.361	21.944	6	43,883
42	881	Cedric Schick	DMSB	GER/ Nersingen	YAMAHA	Motorrad Waldmann	9	2:20.729	27.312	8	42,209
43	921	Eric Valtingojer	DMSB	GER/ Trendelburg	YAMAHA	TEAM Yamaha STC Racing				0	-

Announcements

#921 without transponder

Official Timing www.camp-company.de / www.motorsport-events.se

Orbits

Timekeeping Steffen Kirchhof:

Clerk of the course Michael Windmüller:

Jury President Olaf Noack:

Reg. Nr MX 36/15

www.mylaps.com

Licensed to: Camp Company

Printed: 05.09.2015 09:58:16

posted at:

h



Int. 52. Gaildorfer ADAC Motocross

Klasse 2 Youngster Cup


Auf der Wacht 1,650 Km

Practice Odd Numbers

05.09.2015 09:30

Practice (25:00 Time) started at 9:30:16

Lap	Time of Day	Lap Tm	S1 Tm	S2 Tm	Lap	Time of Day	Lap Tm	S1 Tm	S2 Tm
3	9:40:46.262	2:01.777	50.625	1:11.152	1	9:37:40.825			1:15.140
4	9:42:48.689	2:02.427	50.050	1:12.377	2	9:39:43.284	2:02.459	52.495	1:09.964
5	9:44:59.646	2:10.957	51.531	1:19.426	3	9:41:44.636	2:01.352	51.222	1:10.130
6	9:48:51.752	3:52.106	2:40.217	1:11.889	4	9:44:46.869	3:02.233	1:50.471	1:11.762
7	9:50:48.635	1:56.883	49.807	1:07.076	5	9:46:53.672	2:06.803	50.842	1:15.961
8	9:54:10.512	3:21.877	2:08.672	1:13.205	6	9:48:52.338	1:58.666	49.627	1:09.039
9	9:56:11.476	2:00.964	50.600	1:10.364	7	9:51:18.688	2:26.350	1:04.706	1:21.644
(347) Johannes Klein					8	9:53:18.269	1:59.581	50.112	1:09.469
1	9:36:50.471			1:26.623	9	9:55:27.336	2:09.067	56.925	1:12.142
2	9:39:15.524	2:25.053	1:03.564	1:21.489	(899) Nils Gehrke				
3	9:41:27.443	2:11.919	54.394	1:17.525	1	9:36:50.317			1:20.534
4	9:43:41.442	2:13.999	52.250	1:21.749	2	9:39:06.303	2:15.986	55.092	1:20.894
5	9:45:39.696	1:58.254	50.147	1:08.107	3	9:41:14.209	2:07.906	53.612	1:14.294
6	9:49:01.971	3:22.275	1:53.218	1:29.057	4	9:43:19.836	2:05.627	53.444	1:12.183
7	9:50:58.870	1:56.899	49.744	1:07.155	5	9:45:21.221	2:01.385	51.375	1:10.010
8	9:53:27.781	2:28.911	59.744	1:29.167	6	9:47:21.637	2:00.416	51.201	1:09.215
9	9:55:40.023	2:12.242	48.356	1:23.886	7	9:50:03.748	2:42.111	1:14.332	1:27.779
(137) Luca Bruggmann					8	9:52:02.491	1:58.743	50.155	1:08.588
1	9:37:27.668			1:25.572	9	9:54:01.544	1:59.053	49.898	1:09.155
2	9:39:45.940	2:18.272	53.767	1:24.505	10	9:56:45.991	2:44.447	1:20.096	1:24.351
3	9:41:51.608	2:05.668	51.545	1:14.123	(211) Fabian Strobel				
4	9:44:53.822	3:02.214	1:31.478	1:30.736	1	9:37:16.343			1:22.921
5	9:46:50.827	1:57.005	48.825	1:08.180	2	9:39:27.838	2:11.495	55.240	1:16.255
6	9:48:48.137	1:57.310	49.037	1:08.273	3	9:41:31.236	2:03.398	51.897	1:11.501
7	9:52:21.005	3:32.868	1:52.534	1:40.334	4	9:43:50.154	2:18.918	56.866	1:22.052
8	9:54:18.042	1:57.037	48.703	1:08.334	5	9:46:07.410	2:17.256	51.960	1:25.296
9	9:57:43.652	3:25.610	1:51.292	1:34.318	6	9:48:09.426	2:02.016	50.983	1:11.033
(505) Maciej Wieckowski					7	9:50:33.957	2:24.531	1:01.232	1:23.299
1	9:36:42.996			1:23.290	8	9:52:33.450	1:59.493	50.730	1:08.763
2	9:38:53.325	2:10.329	55.888	1:14.441	9	9:56:28.048	3:54.598	2:32.663	1:21.935
3	9:40:54.195	2:00.870	51.216	1:09.654	(317) Nico Müller				
4	9:42:53.149	1:58.954	49.632	1:09.322	1	9:36:56.571			1:21.654
5	9:45:42.974	2:49.825	1:27.459	1:22.366	2	9:39:13.312	2:16.741	58.808	1:17.933
6	9:47:52.486	2:09.512	50.776	1:18.736	3	9:41:20.873	2:07.561	53.832	1:13.729
7	9:49:50.281	1:57.795	49.793	1:08.002	4	9:43:33.044	2:12.171	50.448	1:21.723
8	9:53:22.188	3:31.907	2:06.835	1:25.072	5	9:45:34.370	2:01.326	51.539	1:09.787
9	9:55:22.215	2:00.027	50.422	1:09.605	6	9:47:34.532	2:00.162	50.996	1:09.166
(227) Vincent Gallwitz					7	9:50:05.476	2:30.944	59.502	1:31.442
1	9:36:55.436			1:22.241	8	9:52:40.261	2:34.785	1:04.488	1:30.297
2	9:39:03.678	2:08.242	54.682	1:13.560	9	9:54:40.055	1:59.794	51.340	1:08.454
3	9:41:04.352	2:00.674	50.830	1:09.844	10	9:57:11.485	2:31.430	1:02.664	1:28.766
4	9:43:03.792	1:59.440	49.642	1:09.798	(23) Martin Winter				
5	9:45:03.872	2:00.080	50.587	1:09.493	1	9:37:46.651			1:21.526
6	9:47:25.634	2:21.762	1:01.534	1:20.228	2	9:39:58.908	2:12.257	56.237	1:16.020
7	9:49:23.816	1:58.182	49.372	1:08.810	3	9:42:03.056	2:04.148	53.333	1:10.815
8	9:52:13.037	2:49.221	1:32.768	1:16.453	4	9:44:06.104	2:03.048	51.708	1:11.340
9	9:54:11.082	1:58.045	50.248	1:07.797	5	9:46:26.487	2:20.383	1:02.335	1:18.048
10	9:56:12.790	2:01.708	50.524	1:11.184	6	9:48:26.460	1:59.973	50.263	1:09.710
(411) Gabriel Chetnicki					7	9:52:04.445	3:37.985	2:20.742	1:17.243
1	9:37:05.517			1:23.174	8	9:54:07.657	2:03.212	51.058	1:12.154
2	9:39:17.661	2:12.144	54.632	1:17.512	9	9:56:16.022	2:08.365	53.221	1:15.144
3	9:41:22.576	2:04.915	51.909	1:13.006	(531) Florian Hellrigl				
4	9:43:27.694	2:05.118	53.027	1:12.091	1	9:36:41.400			1:25.209
5	9:45:28.069	2:00.375	50.479	1:09.896	2	9:38:55.382	2:13.982	56.572	1:17.410
6	9:47:27.102	1:59.033	50.698	1:08.335	3	9:41:00.025	2:04.643	54.229	1:10.414
7	9:49:47.919	2:20.817	58.616	1:22.201	4	9:43:00.991	2:00.966	51.487	1:09.479
8	9:51:45.992	1:58.073	49.952	1:08.121	5	9:45:31.211	2:30.220	1:07.102	1:23.118
9	9:54:14.649	2:28.657	1:00.770	1:27.887	6	9:48:43.503	3:12.292	1:35.058	1:37.234
10	9:56:27.282	2:12.633	49.405	1:23.228	7	9:50:53.344	2:09.841	1:00.972	1:08.869
(969) Emil Jepsen					8	9:52:53.357	2:00.013	51.414	1:08.599
					9	9:55:55.560	3:02.203	1:12.203	1:50.000



Int. 52. Gaildorfer ADAC Motocross

Klasse 2 Youngster Cup

Auf der Wacht 1,650 Km

Practice Odd Numbers

05.09.2015 09:30

Practice (25:00 Time) started at 9:30:16

Lap	Time of Day	Lap Tm	S1 Tm	S2 Tm	Lap	Time of Day	Lap Tm	S1 Tm	S2 Tm
(761) Jens Carlier									
1	9:36:19.233			1:17.907	2	9:39:38.201	2:05.618	52.661	1:12.957
2	9:38:23.322	2:04.089	52.814	1:11.275	3	9:41:39.974	2:01.773	50.119	1:11.654
3	9:40:24.185	2:00.863	50.846	1:10.017	4	9:43:48.525	2:08.551	54.220	1:14.331
4	9:43:57.227	3:33.042	2:09.131	1:23.911	5	9:46:00.548	2:12.023	51.622	1:20.401
5	9:46:04.926	2:07.699	51.302	1:16.397	6	9:48:16.871	2:16.323	59.386	1:16.937
6	9:48:05.617	2:00.691	50.597	1:10.094	7	9:51:56.890	3:40.019	2:22.558	1:17.461
7	9:50:44.761	2:39.144	1:06.632	1:32.512	8	9:54:15.854	2:18.964	53.226	1:25.738
8	9:53:13.436	2:28.675	1:06.497	1:22.178	9	9:56:21.677	2:05.823	55.067	1:10.756
9	9:55:14.802	2:01.366	51.643	1:09.723	(281) Ralf Meuwissen				
10	9:57:39.888	2:25.086	1:00.863	1:24.223	1	9:36:21.924			1:17.435
(491) Paul Haberland									
1	9:36:51.398			1:25.483	2	9:38:27.858	2:05.934	52.684	1:13.250
2	9:39:02.588	2:11.190	54.423	1:16.767	3	9:41:24.334	2:56.476	1:39.501	1:16.975
3	9:41:06.867	2:04.279	52.158	1:12.121	4	9:43:29.037	2:04.703	52.860	1:11.843
4	9:43:11.607	2:04.740	51.196	1:13.544	5	9:45:49.811	2:20.774	57.929	1:22.845
5	9:45:15.050	2:03.443	53.367	1:10.076	6	9:47:55.877	2:06.066	53.437	1:12.629
6	9:47:18.903	2:03.853	52.027	1:11.826	7	9:50:39.852	2:43.975	1:16.192	1:27.783
7	9:49:19.819	2:00.916	51.148	1:09.768	8	9:52:45.820	2:05.968	53.492	1:12.476
8	9:51:32.447	2:12.628	55.675	1:16.953	9	9:54:50.298	2:04.478	52.443	1:12.035
9	9:53:44.771	2:12.324	57.472	1:14.852	10	9:56:52.343	2:02.045	52.282	1:09.763
10	9:55:47.216	2:02.445	51.803	1:10.642	(407) Matous Rejsek				
(297) Joey Rock									
1	9:36:53.834			1:25.053	1	9:36:42.541			1:28.291
2	9:39:09.376	2:15.542	58.105	1:17.437	2	9:38:58.243	2:15.702	58.950	1:16.752
3	9:41:13.483	2:04.107	51.837	1:12.270	3	9:41:12.140	2:13.897	55.916	1:17.981
4	9:43:37.558	2:24.075	59.748	1:24.327	4	9:44:09.782	2:57.642	1:44.166	1:13.476
5	9:45:39.346	2:01.788	50.478	1:11.310	5	9:46:14.905	2:05.123	53.316	1:11.807
6	9:49:13.682	3:34.336	2:08.993	1:25.343	6	9:48:20.504	2:05.599	51.908	1:13.691
7	9:51:14.697	2:01.015	50.954	1:10.061	7	9:51:14.081	2:53.577	1:41.699	1:11.878
8	9:53:39.996	2:25.299	1:05.108	1:20.191	8	9:53:16.856	2:02.775	52.435	1:10.340
9	9:56:04.615	2:24.619	56.187	1:28.432	9	9:55:43.596	2:26.740	58.297	1:28.443
(503) Oliver Kaas									
1	9:37:14.754			1:20.053	(441) Phillip Eggers				
2	9:40:27.393	3:12.639	1:57.417	1:15.222	1	9:37:07.226			1:19.278
3	9:42:33.119	2:05.726	52.723	1:13.003	2	9:39:19.533	2:12.307	54.977	1:17.330
4	9:44:55.559	2:22.440	57.837	1:24.603	3	9:42:14.739	2:55.206	52.107	2:03.099
5	9:48:46.248	3:50.689	2:30.748	1:19.941	4	9:46:19.408	4:04.669	2:45.888	1:18.781
6	9:50:47.560	2:01.312	51.747	1:09.565	5	9:48:22.458	2:03.050	52.182	1:10.868
7	9:55:05.659	4:18.099	2:50.259	1:27.840	6	9:50:28.833	2:06.375	50.616	1:15.759
8	9:57:06.715	2:01.056	51.464	1:09.592	7	9:53:09.932	2:41.099	1:24.095	1:17.004
(435) Sam Korneliussen									
1	9:36:53.961			1:21.143	8	9:55:30.556	2:20.624	1:00.299	1:20.325
2	9:39:04.858	2:10.897	55.714	1:15.183	(103) Luca Pepe Menger				
3	9:41:10.133	2:05.275	53.268	1:12.007	1	9:36:59.860			1:19.678
4	9:43:14.403	2:04.270	52.465	1:11.805	2	9:39:11.933	2:12.073	55.035	1:17.038
5	9:45:15.769	2:01.366	51.557	1:09.809	3	9:41:16.975	2:05.042	52.587	1:12.455
(641) Stephan Lüscher									
1	9:37:29.791			1:24.155	4	9:44:26.901	3:09.926	1:52.743	1:17.183
2	9:39:41.000	2:11.209	54.430	1:16.779	5	9:46:34.736	2:07.835	53.648	1:14.187
3	9:41:50.979	2:09.979	52.712	1:17.267	6	9:49:26.077	2:51.341	1:18.344	1:32.997
4	9:44:02.218	2:11.239	54.653	1:16.586	7	9:51:43.855	2:17.778	57.163	1:20.615
5	9:46:39.130	2:36.912	1:08.123	1:28.789	8	9:53:48.649	2:04.794	53.261	1:11.533
6	9:48:40.685	2:01.555	51.138	1:10.417	9	9:57:31.759	3:43.110	2:14.336	1:28.774
7	9:51:05.727	2:25.042	1:02.738	1:22.304	(109) Christian Blessing				
8	9:54:50.936	3:45.209	2:21.953	1:23.256	1	9:36:31.034			1:20.520
9	9:56:53.066	2:02.130	53.075	1:09.055	2	9:38:39.240	2:08.206	54.308	1:13.898
(321) Felix Hoffmann									
1	9:37:32.583			1:23.417	3	9:41:33.135	2:53.895	54.415	1:59.480
(991) Mark Scheu									
1	9:37:32.583			1:23.417	4	9:44:20.809	2:47.674	56.594	1:51.080
					5	9:46:27.241	2:06.432	52.807	1:13.625
					6	9:49:04.031	2:36.790	1:02.818	1:33.972
					7	9:51:16.844	2:12.813	53.461	1:19.352
					8	9:54:36.713	3:19.869	1:48.087	1:31.782
					9	9:56:49.082	2:12.369	53.160	1:19.209



Int. 52. Gaildorfer ADAC Motocross

Klasse 2 Youngster Cup

Auf der Wacht 1,650 Km

Practice Odd Numbers

05.09.2015 09:30

Practice (25:00 Time) started at 9:30:16

Lap	Time of Day	Lap Tm	S1 Tm	S2 Tm	Lap	Time of Day	Lap Tm	S1 Tm	S2 Tm
2	9:38:48.291	2:06.932	53.708	1:13.224	7	9:52:52.838	3:10.406	1:46.906	1:23.500
3	9:41:01.066	2:12.775	52.263	1:20.512	8	9:55:13.567	2:20.729	58.971	1:21.758
4	9:43:16.980	2:15.914	52.252	1:23.662	9	9:57:45.722	2:32.155	1:04.273	1:27.882
5	9:45:38.045	2:21.065	58.841	1:22.224					
6	9:48:36.180	2:58.135	1:35.703	1:22.432					
7	9:50:46.830	2:10.650	51.986	1:18.664					
8	9:53:05.459	2:18.629	54.287	1:24.342					
9	9:55:20.685	2:15.226	51.169	1:24.057					

(213) Robin Lang

1	9:37:01.141			1:21.746
2	9:39:58.024	2:56.883	1:35.948	1:20.935
3	9:43:43.721	3:45.697	2:27.324	1:18.373
4	9:45:54.495	2:10.774	55.269	1:15.505
5	9:50:36.056	4:41.561	3:23.900	1:17.661
6	9:52:49.334	2:13.278	55.007	1:18.271
7	9:54:56.380	2:07.046	53.125	1:13.921
8	9:57:35.928	2:39.548	1:10.612	1:28.936

(445) Timo Hermanutz

1	9:36:36.994			1:24.688
2	9:38:53.031	2:16.037	58.941	1:17.096
3	9:41:07.574	2:14.543	57.539	1:17.004
4	9:44:12.062	3:04.488	1:40.538	1:23.950
5	9:46:24.444	2:12.382	54.307	1:18.075
6	9:49:18.732	2:54.288	1:31.139	1:23.149
7	9:51:40.340	2:21.608	57.318	1:24.290
8	9:54:02.292	2:21.952	59.924	1:22.028
9	9:56:19.261	2:16.969	56.317	1:20.652

(169) Mathias Weissenrieder

1	9:36:58.771			1:24.815
2	9:39:21.110	2:22.339	59.989	1:22.350
3	9:41:35.978	2:14.868	56.766	1:18.102
4	9:43:53.541	2:17.563	58.560	1:19.003
5	9:46:20.346	2:26.805	56.090	1:30.715
6	9:54:03.565	7:43.219	6:25.925	1:17.294
7	9:56:17.757	2:14.192	57.061	1:17.131

(537) Lucas Schelling

1	9:36:45.128			1:24.929
2	9:39:26.511	2:41.383	59.249	1:42.134
3	9:41:48.318	2:21.807	58.365	1:23.442
4	9:44:08.026	2:19.708	57.649	1:22.059
5	9:47:06.778	2:58.752	1:24.979	1:33.773
6	9:49:21.790	2:15.012	57.244	1:17.768
7	9:52:00.342	2:38.552	1:02.964	1:35.588
8	9:55:37.489	3:37.147	57.193	2:39.954

(437) Maurice Kiok

1	9:37:37.019			1:43.379
2	9:40:08.358	2:31.339	1:07.591	1:23.748
3	9:42:25.910	2:17.552	58.410	1:19.142
4	9:45:02.082	2:36.172	59.783	1:36.389
5	9:48:08.730	3:06.648	1:47.898	1:18.750
6	9:50:24.091	2:15.361	57.545	1:17.816
7	9:52:56.126	2:32.035	59.172	1:32.863
8	9:55:55.124	2:58.998	1:44.035	1:14.963

(881) Cedric Schick

1	9:37:38.936			1:25.809
2	9:40:05.939	2:27.003	1:03.403	1:23.600
3	9:42:28.455	2:22.516	1:01.172	1:21.344
4	9:44:55.260	2:26.805	1:00.847	1:25.958
5	9:47:18.646	2:23.386	1:02.047	1:21.339
6	9:49:42.432	2:23.786	1:02.339	1:21.447



Int. 52. Gaildorfer ADAC Motocross

Klasse 2 Youngster Cup

Auf der Wacht 1,650 Km

Qualifying Group 1

05.09.2015 13:00

Qualifying (20:00 Time) started at 12:59:15

Pos	No.	Name	FNM	Nat/Hometown	Trademark	Entrant / Team	Laps	Best Tm	Diff	In Lap	km/h
1	831	Tomasz Wysocki	PZM	POL/ Chorzów	KTM	JD 191 KTM Racing Team	9	1:52.757		7	52,680
2	81	Brian Hsu	DMSB	GER/ Cremona	SUZUKI	Team Rockstar Energy Suzuki Europe	8	1:53.599	0.842	6	52,289
3	298	Bas Vaessen	KNMV	NED/ Swalmen	SUZUKI	Team Rockstar Energy Suzuki Europe	10	1:53.621	0.864	9	52,279
4	83	Nathan Renkens	FMB	BEL/ momalle	KTM	WZ Racing	9	1:53.982	1.225	9	52,113
5	778	Michael Sandner	OeAMTC	AUT/ Rainbach	HUSQVARNA	COFAIN Racing KTM	9	1:54.019	1.262	9	52,097
6	179	Jaap Corneth	KNMV	NED/ Baarlo	KAWASAKI	-	9	1:54.476	1.719	7	51,889
7	334	Mathias Gryning	DMU	DEN/ Slagelse	SUZUKI	Kaduuz Racing	8	1:54.518	1.761	7	51,870
8	94	Sven van der Mierden	KNMV	NED/ Valkenswaard	HUSQVARNA	Husqvarna-SKS Racing NL	9	1:54.653	1.896	8	51,809
9	378	Roy van Heugten	KNMV	NED/ Achterveld	KAWASAKI	Team Modiform	9	1:54.687	1.930	9	51,793
10	100	Stephan Büttner	DMSB	GER/ Schkölen	YAMAHA	TEAM Yamaha STC Racing	9	1:55.454	2.697	6	51,449
11	347	Johannes Klein	OeAMTC	AUT/ Steyr	KTM	COFAIN Racing Team / KTM Zauner	10	1:55.592	2.835	7	51,388
12	17	Stefan Ekerold	DMSB	GER/ Weiskirchen	KTM	Bodo Schmidt Motorsport	10	1:55.936	3.179	8	51,235
13	800	Dmytro Asmanov	FMU	UKR/ Kijev	KAWASAKI	MEFO Sport Racing Team	9	1:56.420	3.663	7	51,022
14	411	Gabriel Chetnicki	PZM	POL/ Zebrydowic	KTM		8	1:56.474	3.717	8	50,999
15	126	Moritz Schittenhelm	DMSB	GER/ Urbach	KTM	KTM Alksom Race Factory / Mefo Sport	8	1:56.583	3.826	3	50,951
16	54	Kevin Winkle	DMSB	GER/ Murrhardt	HUSQVARNA	MPS Racing	9	1:56.626	3.869	9	50,932
17	184	Marco König	DMSB	GER/ Ansbach	KTM	KTM Kosak Racing Team	8	1:56.681	3.924	8	50,908
18	113	Joel van Mechelen	KNMV	NED/ Prinsenbeek	KTM	GPR Promo MX Team	8	1:56.780	4.023	6	50,865
19	116	Manuel Perkhofer	OeAMTC	AUT/ Rietz	KTM	KINI KTM Junior Pro Team	9	1:57.078	4.321	7	50,735
20	899	Nils Gehrke	DMSB	GER/ Kaltenholzhe	SUZUKI	Team AB-Racing by Suzuki Reinecke	9	1:57.111	4.354	9	50,721
21	505	Maciej Wieckowski	PZM	POL/ Motycz	KAWASAKI	MEFO Sport Racing Team	9	1:58.005	5.248	7	50,337
22	317	Nico Müller	DMSB	GER/ Bruchsal	KAWASAKI	ADAC Pfalz	10	1:58.187	5.430	6	50,259
23	531	Florian Hellrigl	OeAMTC	AUT/ Telfs	HONDA	Team Mibag Honda Schmidinger	8	1:58.443	5.686	6	50,151
24	176	Karol Kruszynski	PZM	POL/ ?ysomice	KTM	-	9	1:58.730	5.973	7	50,029
25	641	Stephan Lüscher	FMS	SUI/ Seengen	KAWASAKI	-	8	1:58.888	6.131	5	49,963
26	34	Toni Hoffmann	DMSB	GER/ Wismar	KTM	BvZ Racing Team	8	1:59.151	6.394	6	49,853
27	972	Maximilian Pleyer	DMSB	GER/ Ober-Ramst	KTM	KTM Sarholz Racing Team / ADAC Hesse	8	1:59.221	6.464	5	49,823
28	211	Fabian Strobel	DMSB	GER/ Bernstadt	SUZUKI	Motorrad Waldmann	9	2:00.492	7.735	7	49,298
29	321	Felix Hoffmann	DMSB	GER/ Freinsheim	KTM	KTM Team Musch	8	2:01.608	8.851	8	48,845
30	503	Oliver Kaas	DMSB	GER/ Schwanstett	HONDA	Honda Meyer Racing	8	2:02.659	9.902	6	48,427
31	132	Joschua Diehl	DMSB	GER/ Rehe	KTM	KTM Sarholz Racing Team	8	2:02.768	10.011	3	48,384
32	281	Raf Meuwissen	KNMV	NED/ St.Joost (L)	KTM	GPR Promo MX Team	9	2:02.800	10.043	9	48,371
33	103	Luca Pepe Menger	DMSB	GER/ Gotha	KTM	ADAC Hessen-Thüringen MX Masters Ro	8	2:03.432	10.675	7	48,124
34	776	Oliver Jacques Sczepor	DMSB	GER/ Landsberg C	KTM	Falcon Motorsports	9	2:04.777	12.020	7	47,605
35	213	Robin Lang	DMSB	GER/ Forbach	KTM	Ferrotherm /JWD	9	2:05.278	12.521	6	47,415
36	445	Timo Hermanutz	DMSB	GER/ Hildrizhause	KTM	KFV Kalteneck Holzgerlingen	8	2:08.459	15.702	8	46,240
37	437	Maurice Kiok	DMSB	GER/ Lörrach	HONDA	MX-Handel Racing Lörrach	8	2:10.216	17.459	4	45,617
38	921	Eric Valtingojer	DMSB	GER/ Trendelburg	YAMAHA	TEAM Yamaha STC Racing	7	2:11.661	18.904	6	45,116
39	394	Justin Schnur	DMSB	GER/ Lamperthein	KAWASAKI		8	2:13.292	20.535	2	44,564

Not classified (120% of the Top 3 = 2:15.990)

881	Cedric Schick	DMSB	GER/ Nersingen	YAMAHA	Motorrad Waldmann	8	2:19.938	27.181	6	42,447
-----	---------------	------	----------------	--------	-------------------	---	----------	--------	---	--------

Announcements

These results are provisional until the conclusion of any judicial and technical matters!

Weather: cloudy 15 degrees, dry track

Live Timing smartphone: WLAN: TIMEKEEPING Browser: 192.168.50.20

Official Timing www.camp-company.de / www.motorsport-events.se

Orbits

Timekeeping Steffen Kirchhof:

Clerk of the course Michael Windmüller:

Jury President Olaf Noack:

Reg. Nr MX 36/15

www.mylaps.com

Licensed to: Camp Company

Printed: 05.09.2015 13:22:17

posted at:

h



Int. 52. Gaildorfer ADAC Motocross

Klasse 2 Youngster Cup

Auf der Wacht 1,650 Km

Qualifying Group 1

05.09.2015 13:00

Qualifying (20:00 Time) started at 12:59:15

Lap	Time of Day	Lap Tm	S1 Tm	S2 Tm	Lap	Time of Day	Lap Tm	S1 Tm	S2 Tm
(921) Eric Vallingojer									
1	13:02:15.221			1:38.461					
2	13:04:30.691	2:15.470	57.866	1:17.604					
3	13:06:42.378	2:11.687	55.000	1:16.687					
4	13:13:00.301	6:17.923	4:54.855	1:23.068					
5	13:15:13.155	2:12.854	55.149	1:17.705					
6	13:17:24.816	2:11.661	54.436	1:17.225					
7	13:20:02.353	2:37.537	1:07.848	1:29.689					

(394) Justin Schnur									
1	13:02:35.879			1:35.806					
2	13:04:49.171	2:13.292	55.918	1:17.374					
3	13:07:27.648	2:38.477	1:05.098	1:33.379					
4	13:10:16.325	2:48.677	1:08.684	1:39.993					
5	13:12:32.889	2:16.564	57.787	1:18.777					
6	13:16:10.625	3:37.736	1:58.732	1:39.004					
7	13:18:28.814	2:18.189	58.357	1:19.832					
8	13:21:12.805	2:43.991	1:14.116	1:29.875					

(881) Cedric Schick									
1	13:02:44.850			1:35.317					
2	13:05:07.204	2:22.354	59.747	1:22.607					
3	13:07:29.370	2:22.166	1:00.263	1:21.903					
4	13:09:50.758	2:21.388	59.207	1:22.181					
5	13:13:12.884	3:22.126	1:54.949	1:27.177					
6	13:15:32.822	2:19.938	58.757	1:21.181					
7	13:17:57.597	2:24.775	59.986	1:24.789					
8	13:20:19.858	2:22.261	1:01.860	1:20.401					



Int. 52. Gaildorfer ADAC Motocross

Klasse 2 Youngster Cup

Auf der Wacht 1,650 Km

Qualifying Group 2

05.09.2015 13:25

Qualifying (20:00 Time) started at 13:25:22

Pos	No.	Name	FNM	Nat/Hometown	Trademark	Entrant / Team	Laps	Best Tm	Diff	In Lap	km/h
1	77	Arminas Jasikonis	DMSB	LTU/ Balen	KAWASAKI	Monster Energy Kawasaki Elf Team Pfeil	9	1:51.290		8	53,374
2	50	Cyrille Flury	FMS	SUI/ Leuzigen	KTM	Team marXparts by Motocenter Hegau	10	1:52.647	1.357	6	52,731
3	137	Luca Bruggmann	FMS	SUI/ Balzers	YAMAHA	TEAM Yamaha STC Racing	9	1:53.040	1.750	8	52,548
4	754	Nichlas Bjerregaard	DMU	DEN/ Nibe, Denm.	YAMAHA	Easy MX Yamaha Team	10	1:53.656	2.366	10	52,263
5	377	Martin Krc	ACCR	CZE/ Šternberk	KTM	SZA-STAV racing team	9	1:53.843	2.553	5	52,177
6	59	Nicholas Adams	ACU	GBR/ London	KAWASAKI	Monster Energy Kawasaki Elf Team Pfeil	9	1:54.018	2.728	6	52,097
7	882	Iker Larrañaga Olano	RFME	ESP/ Arinez	KTM	KTM Kosak Racing	10	1:54.120	2.830	10	52,050
8	278	Thomas Vermijl	FMB	BEL/ Helchteren	KTM	GPR Promo MX Team	10	1:54.160	2.870	10	52,032
9	226	Tom Koch	DMSB	GER/ Wormstedt	SUZUKI	ADAC Hessen-Thüringen MX Masters Ro	9	1:54.324	3.034	9	51,958
10	538	Michael Kratzer	OeAMTC	AUT/ Anger	KAWASAKI	Team Damianik	10	1:54.637	3.347	8	51,816
11	472	Glen Meier	DMU	DEN/ Trige	KTM	KTM Kosak Racing Team	9	1:54.972	3.682	7	51,665
12	102	Richard Sikyna	SMF	SVK/ Liesek	KTM	MX SLOVAKIA	9	1:54.994	3.704	8	51,655
13	297	Joey Rock	DMSB	GER/ Schnellendorf	KTM	Ferrotherm / JWD	8	1:55.268	3.978	8	51,532
14	315	Gianluca Ecca	DMSB	GER/ Alpen	SUZUKI	Team Castrol Power1 Suzuki Moto-Base	7	1:55.397	4.107	2	51,474
15	189	Mika Kordbarlag	DMSB	GER/ Schloß Holte	KAWASAKI	Fastseats Kawasaki	10	1:55.928	4.638	4	51,239
16	194	Bryan Engelen	FMB	BEL/ Zonhoven	KTM	Team AID	10	1:56.357	5.067	6	51,050
17	931	Marco Fleissig	DMSB	GER/ Dietenheim	KTM	KTM Kosak Racing Team	10	1:56.952	5.662	6	50,790
18	969	Emil Jepsen	DMU	DEN/ sonderborg	HONDA	KMP Honda Repsol Racing Team	10	1:57.014	5.724	4	50,763
19	435	Sam Korneliussen	DMU	DEN/ aalborg sv	TM	KK TM Factory racing	10	1:57.292	6.002	4	50,643
20	318	Enzo Steffen	FMS	SUI/Onnens	HONDA	HFour-MX Raceland Team	9	1:57.513	6.223	6	50,548
21	820	Dennis Wiemann	DMSB	GER/ Bocholt- Suc	SUZUKI	Team DIGA-Procross	9	1:57.594	6.304	4	50,513
22	23	Martin Winter	DMSB	GER/ Rehau	KTM	KTM Kosak Racing Team / ADAC Nordba	9	1:57.664	6.374	9	50,483
23	227	Vincent Gallwitz	DMSB	GER/ Rheinberg	YAMAHA	TEAM Yamaha STC Racing	9	1:58.367	7.077	6	50,183
24	828	Dorian-Gabor Schirocki	DMSB	GER/ Geisenfeld	SUZUKI	MXC.de Racing Team	9	1:58.566	7.276	6	50,099
25	204	Loris Freidig	FMS	SUI/ Sumiswald	KAWASAKI	HFour-MX Raceland	8	1:59.045	7.755	4	49,897
26	441	Phillip Eggers	DMSB	GER/ Mücke Atzer	KTM	TEAM Yamaha STC Racing	10	1:59.080	7.790	10	49,882
27	761	Jens Carlier	FMB	BEL/ Tremelo	YAMAHA	-	9	1:59.338	8.048	7	49,775
28	324	Alexander Banzirsch	OeAMTC	AUT/ Eidenberg	KAWASAKI	Team BGtech/Ernecker	10	1:59.422	8.132	9	49,740
29	60	Nico Koch	DMSB	GER/ Braunschwe	KTM	ADAC Niedersachsen/Sachsen Anhalt	9	2:00.280	8.990	7	49,385
30	491	Paul Haberland	DMSB	GER/ Großvargula	SUZUKI	stielergruppe.mx Johannes Bikes Suzuki.	10	2:00.530	9.240	7	49,282
31	360	Martin Vondrasek	ACCR	CZE/Liberec	KTM	JD191 KTM RACING	9	2:00.666	9.376	6	49,227
32	991	Mark Scheu	DMSB	GER/ Grabenstett	KTM	KTM-Mayer, MRS Racing	10	2:01.185	9.895	3	49,016
33	407	Matous Rejsek	ACCR	CZE/ Vseradice	KTM		9	2:01.666	10.376	5	48,822
34	218	Kamil Osieleniec	PZM	GER/ Lublin	KAWASAKI	MEFO Sport Racing Team	9	2:02.105	10.815	8	48,647
35	264	Jascha Berg	DMSB	GER/ Riede	SUZUKI	Team Castrol Power1 Suzuki Moto-Base	8	2:03.930	12.640	4	47,930
36	109	Christian Blessing	DMSB	GER/ Leutenbach	KTM	KTM Kosak Racing Team	9	2:05.032	13.742	9	47,508
37	212	Rosell Romero Joan De	RFME	ESP/ Sant antoni	YAMAHA	TEAM Yamaha STC Racing	8	2:08.605	17.315	3	46,188
38	424	Christoph Danz	DMSB	GER/ Groß-Zimme	KTM	ADAC Hessen-Thüringen/ MX Masters Rc	8	2:08.790	17.500	7	46,122
39	169	Mathias Weissenrieder	DMSB	GER/ Salem	SUZUKI		6	2:10.978	19.688	2	45,351
40	537	Lucas Schelling	DMSB	GER/ Frickenhaus	KTM		8	2:11.166	19.876	6	45,286

Announcements

These results are provisional until the conclusion of any judicial and technical matters!

Weather: cloudy 15 degrees, dry track

Position 1- 17 are qualified for the races!

Official Timing www.camp-company.de / www.motorsport-events.se

Orbits

Timekeeping Steffen Kirchhof:

Clerk of the course Michael Windmüller:

Jury President Olaf Noack:

Reg. Nr MX 36/15

www.mylaps.com

Licensed to: Camp Company

Printed: 05.09.2015 13:52:16

posted at:

h



Int. 52. Gaildorfer ADAC Motocross

Klasse 2 Youngster Cup

Auf der Wacht 1,650 Km

Qualifying Group 2

05.09.2015 13:25

Qualifying (20:00 Time) started at 13:25:22

Lap	Time of Day	Lap Tm	S1 Tm	S2 Tm	Lap	Time of Day	Lap Tm	S1 Tm	S2 Tm
3	13:32:32.343	2:12.509	52.118	1:20.391	2	13:29:53.094	2:07.093	53.486	1:13.607
4	13:34:31.664	1:59.321	50.774	1:08.547	3	13:31:57.338	2:04.244	52.195	1:12.049
5	13:36:58.982	2:27.318	1:02.669	1:24.649	4	13:33:59.284	2:01.946	52.262	1:09.684
6	13:38:57.548	1:58.566	50.382	1:08.184	5	13:36:03.048	2:03.764	51.308	1:12.456
7	13:42:09.030	3:11.482	1:40.358	1:31.124	6	13:38:05.742	2:02.694	51.242	1:11.452
8	13:44:07.669	1:58.639	49.870	1:08.769	7	13:40:06.272	2:00.530	50.810	1:09.720
9	13:46:54.126	2:46.457	56.726	1:49.731	8	13:42:19.792	2:13.520	58.032	1:15.488
(204) Loris Freidig					9	13:44:25.639	2:05.847	51.824	1:14.023
1	13:27:37.585			1:22.610	10	13:46:27.020	2:01.381	51.543	1:09.838
2	13:29:39.349	2:01.764	50.873	1:10.891	(360) Martin Vondrasek				
3	13:31:45.900	2:06.551	51.746	1:14.805	1	13:28:36.868			1:35.593
4	13:33:44.945	1:59.045	50.766	1:08.279	2	13:30:57.033	2:20.165	58.453	1:21.712
5	13:36:55.311	3:10.366	1:52.300	1:18.066	3	13:32:57.813	2:00.780	51.552	1:09.228
6	13:40:17.083	3:21.772	50.233	2:31.539	4	13:36:53.915	3:56.102	2:29.715	1:26.387
7	13:43:26.930	3:09.847	1:53.041	1:16.806	5	13:38:56.458	2:02.543	51.489	1:11.054
8	13:45:26.974	2:00.044	50.665	1:09.379	6	13:40:57.124	2:00.666	51.309	1:09.357
(441) Phillip Eggers					7	13:43:19.656	2:22.532	1:03.857	1:18.675
1	13:27:53.493			1:29.791	8	13:45:21.188	2:01.532	52.099	1:09.433
2	13:30:02.882	2:09.389	53.307	1:16.082	9	13:47:22.392	2:01.204	52.468	1:08.736
3	13:32:02.698	1:59.816	50.645	1:09.171	(991) Mark Scheu				
4	13:34:02.154	1:59.456	49.785	1:09.671	1	13:27:41.347			1:20.403
5	13:36:13.053	2:10.899	53.916	1:16.983	2	13:29:58.000	2:16.653	1:02.833	1:13.820
6	13:38:13.425	2:00.372	50.315	1:10.057	3	13:31:59.185	2:01.185	51.193	1:09.992
7	13:40:48.783	2:35.358	1:08.830	1:26.528	4	13:34:01.537	2:02.352	51.417	1:10.935
8	13:42:49.337	2:00.554	50.239	1:10.315	5	13:36:24.511	2:22.974	1:04.236	1:18.738
9	13:45:12.252	2:22.915	1:02.132	1:20.783	6	13:38:26.347	2:01.836	51.223	1:10.613
10	13:47:11.332	1:59.080	50.865	1:08.215	7	13:40:55.987	2:29.640	1:06.960	1:22.680
(761) Jens Carlier					8	13:42:57.783	2:01.796	51.438	1:10.358
1	13:27:21.037			1:16.672	9	13:45:20.967	2:23.184	1:05.457	1:17.727
2	13:29:29.817	2:08.780	51.743	1:17.037	10	13:47:25.894	2:04.927	53.546	1:11.381
3	13:31:32.719	2:02.902	52.743	1:10.159	(407) Matous Rejsek				
4	13:33:33.564	2:00.845	50.323	1:10.522	1	13:27:54.917			1:27.040
5	13:37:17.385	3:43.821	2:24.472	1:19.349	2	13:30:25.923	2:31.006	54.449	1:36.557
6	13:39:18.722	2:01.337	50.568	1:10.769	3	13:32:28.941	2:03.018	51.579	1:11.439
7	13:41:18.060	1:59.338	50.316	1:09.022	4	13:34:42.621	2:13.680	57.763	1:15.917
8	13:43:34.838	2:16.778	1:01.732	1:15.046	5	13:36:44.287	2:01.666	50.698	1:10.968
9	13:45:35.468	2:00.630	50.310	1:10.320	6	13:39:00.375	2:16.088	51.930	1:24.158
(324) Alexander Banzirsch					7	13:43:01.560	4:01.185	2:37.355	1:23.830
1	13:27:32.842			1:16.087	8	13:45:03.441	2:01.881	52.187	1:09.694
2	13:29:36.018	2:03.176	52.544	1:10.632	9	13:47:29.158	2:25.717	1:05.374	1:20.343
3	13:32:00.807	2:24.789	52.033	1:32.756	(218) Kamil Osieleniec				
4	13:34:01.098	2:00.291	50.508	1:09.783	1	13:27:36.013			1:26.822
5	13:36:02.524	2:01.426	51.132	1:10.294	2	13:29:38.884	2:02.871	51.553	1:11.318
6	13:38:02.999	2:00.475	50.968	1:09.507	3	13:31:41.903	2:03.019	50.705	1:12.314
7	13:41:09.672	3:06.673	1:50.193	1:16.480	4	13:34:39.417	2:57.514	1:29.316	1:28.198
8	13:43:09.756	2:00.084	51.241	1:08.843	5	13:36:41.917	2:02.500	50.585	1:11.915
9	13:45:09.178	1:59.422	50.911	1:08.511	6	13:39:53.037	3:11.120	1:52.484	1:18.636
10	13:47:09.261	2:00.083	50.753	1:09.330	7	13:41:55.438	2:02.401	51.517	1:10.884
(60) Nico Koch					8	13:43:57.543	2:02.105	50.800	1:11.305
1	13:28:30.770			1:46.712	9	13:46:00.632	2:03.089	50.936	1:12.153
2	13:30:33.920	2:03.150	52.426	1:10.724	(264) Jascha Berg				
3	13:32:36.096	2:02.176	52.173	1:10.003	1	13:27:57.072			1:28.227
4	13:35:00.090	2:23.994	1:03.746	1:20.248	2	13:30:07.993	2:10.921	55.209	1:15.712
5	13:37:01.998	2:01.908	52.799	1:09.109	3	13:32:21.434	2:13.441	53.727	1:19.714
6	13:40:40.450	3:38.452	1:45.720	1:52.732	4	13:34:25.364	2:03.930	51.473	1:12.457
7	13:42:40.730	2:00.280	50.787	1:09.493	5	13:36:38.566	2:13.202	52.492	1:20.710
8	13:44:59.862	2:19.132	59.290	1:19.842	6	13:40:27.157	3:48.591	2:26.541	1:22.050
9	13:47:02.673	2:02.811	51.228	1:11.583	7	13:42:31.167	2:04.010	51.880	1:12.130
(491) Paul Haberland					8	13:45:32.685	3:01.518	1:40.048	1:21.470
1	13:27:46.001			1:25.680	(109) Christian Blessing				



Int. 52. Gaildorfer ADAC Motocross

Klasse 2 Youngster Cup

Auf der Wacht 1,650 Km

Qualifying Group 2

05.09.2015 13:25

Qualifying (20:00 Time) started at 13:25:22

Lap	Time of Day	Lap Tm	S1 Tm	S2 Tm	Lap	Time of Day	Lap Tm	S1 Tm	S2 Tm
1	13:28:07.774			1:42.315					
2	13:30:15.492	2:07.718	53.378	1:14.340					
3	13:32:23.492	2:08.000	53.761	1:14.239					
4	13:35:43.498	3:20.006	1:16.885	2:03.121					
5	13:37:55.652	2:12.154	52.523	1:19.631					
6	13:40:05.400	2:09.748	54.024	1:15.724					
7	13:42:12.589	2:07.189	52.704	1:14.485					
8	13:44:56.977	2:44.388	1:11.212	1:33.176					
9	13:47:02.009	2:05.032	52.526	1:12.506					

(212) Rosell Romero Joan David

1	13:27:55.617			1:26.605
2	13:30:07.332	2:11.715	55.913	1:15.802
3	13:32:15.937	2:08.605	53.501	1:15.104
4	13:34:26.505	2:10.568	54.744	1:15.824
5	13:37:49.591	3:23.086	53.930	2:29.156
6	13:40:49.972	3:00.381	1:30.198	1:30.183
7	13:43:00.072	2:10.100	53.408	1:16.692
8	13:45:38.973	2:38.901	59.897	1:39.004

(424) Christoph Danz

1	13:27:50.499			1:25.154
2	13:30:29.603	2:39.104	1:18.271	1:20.833
3	13:33:18.298	2:48.695	55.423	1:53.272
4	13:37:23.569	4:05.271	2:37.118	1:28.153
5	13:39:33.483	2:09.914	54.863	1:15.051
6	13:42:27.087	2:53.604	1:33.353	1:20.251
7	13:44:35.877	2:08.790	54.661	1:14.129
8	13:46:45.006	2:09.129	54.913	1:14.216

(169) Mathias Weissenrieder

1	13:27:59.457			1:31.814
2	13:30:10.435	2:10.978	55.434	1:15.544
3	13:32:22.369	2:11.934	55.518	1:16.416
4	13:34:51.352	2:28.983	56.761	1:32.222
5	13:41:33.189	6:41.837	5:14.600	1:27.237
6	13:44:20.098	2:46.909	56.512	1:50.397

(537) Lucas Schelling

1	13:27:58.113			1:30.946
2	13:30:13.318	2:15.205	57.189	1:18.016
3	13:33:10.714	2:57.396	1:06.963	1:50.433
4	13:35:23.420	2:12.706	57.513	1:15.193
5	13:39:48.612	4:25.192	2:41.406	1:43.786
6	13:41:59.778	2:11.166	55.865	1:15.301
7	13:44:46.206	2:46.428	1:07.281	1:39.147
8	13:47:14.556	2:28.350	1:03.388	1:24.962

**ADAC MX MASTERS Int. 52. Gaildorf 05. - 06. September 2015****MX Youngster Cup****Track length: 1.650 m****Startgrid MX-Youngster Cup Last Chance**

Pos.	No.	Name	FNM	Nat./Hometown	Trademark	Entrant / Team
1	969	Jepsen, Emil	DMU	DEN/ sonderborg	HONDA	KMP Honda Repsol Racing Team
2	113	van Mechelen, Joel	KNMV	NED/ Prinsenbeek	KTM	GPR Promo MX Team
3	435	Korneliussen, Sam	DMU	DEN/ aalborg sv	TM	KK TM Factory racing
4	116	Perkhofer, Manuel	OeAMTC	AUT/ Rietz	KTM	KINI KTM Junior Pro Team
5	318	Steffen, Enzo	FMS	SUI/Onnens	HONDA	HFour-MX Raceland Team
6	899	Gehrke, Nils	DMSB	GER/ Kaltenholzhausen	SUZUKI	Team AB-Racing by Suzuki Reinecke
7	820	Wiemann, Dennis	DMSB	GER/ Bocholt- Suderwick	SUZUKI	Team DIGA-Procross
8	505	Wieckowski, Maciej	PZM	POL/ Motycz	KAWASAKI	MEFO Sport Racing Team
9	23	Winter, Martin	DMSB	GER/ Rehau	KTM	KTM Kosak Racing Team / ADAC Nordbayer
10	317	Müller, Nico	DMSB	GER/ Bruchsal	KAWASAKI	ADAC Pfalz
11	227	Gallwitz, Vincent	DMSB	GER/ Rheinberg	YAMAHA	TEAM Yamaha STC Racing
12	531	Hellrigl, Florian	OeAMTC	AUT/ Telfs	HONDA	Team Mibag Honda Schmidinger
13	828	Schirocki, Dorian-Gabor	DMSB	GER/ Geisenfeld	SUZUKI	MXC.de Racing Team
14	176	Kruszynski, Karol	PZM	POL/ ?ysomice	KTM	-
15	204	Freidig, Loris	FMS	SUI/ Sumiswald	KAWASAKI	HFour-MX Raceland
16	641	Lüscher, Stephan	FMS	SUI/ Seengen	KAWASAKI	-
17	441	Eggers, Phillip	DMSB	GER/ Mücke Atzenhain	KTM	TEAM Yamaha STC Racing
18	34	Hoffmann, Toni	DMSB	GER/ Wismar	KTM	BvZ Racing Team
19	761	Carlier, Jens	FMB	BEL/ Tremelo	YAMAHA	-
20	972	Pleyer, Maximilian	DMSB	GER/ Ober-Ramstadt	KTM	KTM Sarholz Racing Team / ADAC Hessen T
21	324	Banzirsch, Alexander	OeAMTC	AUT/ Eidenberg	KAWASAKI	Team BGtech/Ernecker
22	211	Strobel, Fabian	DMSB	GER/ Bernstadt	SUZUKI	Motorrad Waldmann
23	60	Koch, Nico	DMSB	GER/ Braunschweig	KTM	ADAC Niedersachsen/Sachsen Anhalt
24	321	Hoffmann, Felix	DMSB	GER/ Freinsheim	KTM	KTM Team Musch
25	491	Haberland, Paul	DMSB	GER/ Großvargula	SUZUKI	stielerguppe.mx Johannes Bikes Suzuki/AD/
26	503	Kaas, Oliver	DMSB	GER/ Schwanstetten	HONDA	Honda Meyer Racing
27	360	Vondrasek, Martin	ACCR	CZE/Liberec	KTM	JD191 KTM RACING
28	132	Diehl, Joschua	DMSB	GER/ Rehe	KTM	KTM Sarholz Racing Team
29	991	Scheu, Mark	DMSB	GER/ Grabenstetten	KTM	KTM-Mayer, MRS Racing
30	281	Meuwissen, Raf	KNMV	NED/ St.Joost (L)	KTM	GPR Promo MX Team
31	407	Rejsek, Matous	ACCR	CZE/ Všeradice	KTM	
32	103	Menger, Luca Pepe	DMSB	GER/ Gotha	KTM	ADAC Hessen-Thüringen MX Masters Rookie
33	218	Osieleniec, Kamil	PZM	GER/ Lublin	KAWASAKI	MEFO Sport Racing Team
34	776	Sczeponek, Oliver Jacques	DMSB	GER/ Landsberg OT Peißen	KTM	Falcon Motorsports
35	264	Berg, Jascha	DMSB	GER/ Riede	SUZUKI	Team Castrol Power1 Suzuki Moto-Base
36	213	Lang, Robin	DMSB	GER/ Forbach	KTM	Ferrotherm /JWD
37	109	Blessing, Christian	DMSB	GER/ Leutenbach	KTM	KTM Kosak Racing Team
38	445	Hermanutz, Timo	DMSB	GER/ Hildrizhausen	KTM	KFV Kalteneck Holzgerlingen
39	212	Joan David, Rosell Romero	RFME	ESP/ Sant antoni de Vilamaj	YAMAHA	TEAM Yamaha STC Racing
40	437	Kiok, Maurice	DMSB	GER/ Lörrach	HONDA	MX-Handel Racing Lörrach
Reserve						
1	424	Danz, Christoph	DMSB	GER/ Groß-Zimmern	KTM	ADAC Hessen-Thüringen/ MX Masters Rooki
2	921	Valtingojer, Eric	DMSB	GER/ Trendelburg	YAMAHA	TEAM Yamaha STC Racing

Announcements: These results are provisional until the conclusion of any judicial and technical matters

Clerk of the course Michael Windmüller:

Jury President Olaf Noack:

Timekeeping Steffen Kirchhof:

Posted at: h

Printed: 05.09.2015 13:48

Reg. Nr.: 36/15



Int. 52. Gaildorfer ADAC Motocross

Klasse 2 Youngster Cup

Auf der Wacht 1,650 Km

Last Chance Race

05.09.2015 16:00

Race (15:00 and 2 Laps) started at 16:08:12

Pos	No.	Name	FNM	Nat/Hometown	Trademark	Entrant / Team	Laps	Total Tm	Diff	Best Tm	In Lap	Points
1	113	Joel van Mechelen	KNMV	NED/ Prinsenbeek	KTM	GPR Promo MX Team	10	19:44.105		1:58.364	4	0
2	820	Dennis Wiemann	DMSB	GER/ Bocholt- Suderwick	SUZUKI	Team DIGA-Procross	10	19:46.017	1.912	1:58.008	4	0
3	116	Manuel Perkhofer	OeAMTC	AUT/ Rietz	KTM	KINI KTM Junior Pro Team	10	19:47.291	3.186	1:58.388	3	0
4	899	Nils Gehrke	DMSB	GER/ Kaltenholzhäuser	SUZUKI	Team AB-Racing by Suzuki Reine	10	19:48.475	4.370	1:57.687	4	0
5	318	Enzo Steffen	FMS	SUI/Onnens	HONDA	HFour-MX Raceland Team	10	19:48.786	4.681	1:57.714	5	0
6	204	Loris Freidig	FMS	SUI/ Sumiswald	KAWASAKI	HFour-MX Raceland	10	19:59.392	15.287	1:59.358	2	0
7	531	Florian Hellrigl	OeAMTC	AUT/ Telfs	HONDA	Team Mibag Honda Schmidinger	10	20:04.801	20.696	1:59.319	4	0
8	435	Sam Korneliussen	DMU	DEN/ aalborg sv	TM	KK TM Factory racing	10	20:05.235	21.130	1:58.938	8	0
9	176	Karol Kruszynski	PZM	POL/ ?ysomice	KTM	-	10	20:07.079	22.974	1:58.886	2	0
10	969	Emil Jepsen	DMU	DEN/ sonderborg	HONDA	KMP Honda Repsol Racing Team	10	20:25.131	41.026	2:00.129	3	0
11	972	Maximilian Pleyer	DMSB	GER/ Ober-Ramstadt	KTM	KTM Sarholz Racing Team / ADA	10	20:25.472	41.367	2:00.986	5	0
12	34	Toni Hoffmann	DMSB	GER/ Wismar	KTM	BvZ Racing Team	10	20:28.703	44.598	2:00.502	3	0
13	828	Dorian-Gabor Schirow	DMSB	GER/ Geisenfeld	SUZUKI	MXC.de Racing Team	10	20:29.368	45.263	2:02.517	7	0
14	441	Phillip Eggers	DMSB	GER/ Mücke Atzenhain	KTM	TEAM Yamaha STC Racing	10	20:29.554	45.449	2:01.462	9	0
15	227	Vincent Gallwitz	DMSB	GER/ Rheinberg	YAMAHA	TEAM Yamaha STC Racing	10	20:31.181	47.076	2:01.733	8	0
16	132	Joschua Diehl	DMSB	GER/ Rehe	KTM	KTM Sarholz Racing Team	10	20:31.496	47.391	2:01.968	3	0
17	23	Martin Winter	DMSB	GER/ Rehau	KTM	KTM Kosak Racing Team / ADAC	10	20:32.959	48.854	2:01.478	8	0
18	317	Nico Müller	DMSB	GER/ Bruchsal	KAWASAKI	ADAC Pfalz	10	20:40.206	56.101	2:03.488	2	0
19	761	Jens Carlier	FMB	BEL/ Tremelo	YAMAHA	-	10	20:41.842	57.737	2:02.272	4	0
20	503	Oliver Kaas	DMSB	GER/ Schwanstetten	HONDA	Honda Meyer Racing	10	20:44.270	1:00.165	2:01.483	2	0
21	60	Nico Koch	DMSB	GER/ Braunschweig	KTM	ADAC Niedersachsen/Sachsen Ar	10	20:44.766	1:00.661	2:02.755	3	0
22	991	Mark Scheu	DMSB	GER/ Grabenstetten	KTM	KTM-Mayer, MRS Racing	10	20:45.932	1:01.827	2:02.867	3	0
23	641	Stephan Lüscher	FMS	SUI/ Seengen	KAWASAKI	-	10	20:46.668	1:02.563	2:01.390	4	0
24	281	Raf Meuwissen	KNMV	NED/ St.Joost (L)	KTM	GPR Promo MX Team	10	20:51.912	1:07.807	2:03.078	5	0
25	360	Martin Vondrasek	ACCR	CZE/Liberec	KTM	JD191 KTM RACING	10	21:00.172	1:16.067	2:02.271	8	0
26	407	Matous Rejsek	ACCR	CZE/ Vseradice	KTM	-	10	21:02.812	1:18.707	2:01.624	4	0
27	321	Felix Hoffmann	DMSB	GER/ Freinsheim	KTM	KTM Team Musch	10	21:05.120	1:21.015	2:04.424	5	0
28	264	Jascha Berg	DMSB	GER/ Riede	SUZUKI	Team Castrol Power1 Suzuki Mot	10	21:08.957	1:24.852	2:05.305	4	0
29	324	Alexander Banzirsch	OeAMTC	AUT/ Eidenberg	KAWASAKI	Team BGtech/Ernecker	10	21:11.294	1:27.189	2:02.105	4	0
30	103	Luca Pepe Menger	DMSB	GER/ Gotha	KTM	ADAC Hessen-Thüringen MX Mas	10	21:12.748	1:28.643	2:03.413	3	0
31	776	Oliver Jacques Sczepa	DMSB	GER/ Landsberg OT Peiß	KTM	Falcon Motorsports	10	21:13.647	1:29.542	2:04.147	5	0
32	213	Robin Lang	DMSB	GER/ Forbach	KTM	Ferrotherm /JWD	10	21:23.945	1:39.840	2:06.931	4	0
33	212	Rosell Romero Joan I	RFME	ESP/ Sant antoni de Vilar	YAMAHA	TEAM Yamaha STC Racing	10	21:26.521	1:42.416	2:05.427	8	0
34	218	Kamil Osieleniec	PZM	GER/ Lublin	KAWASAKI	MEFO Sport Racing Team	10	21:34.777	1:50.672	2:05.498	4	0
35	437	Maurice Kiok	DMSB	GER/ Lörrach	HONDA	MX-Handel Racing Lörrach	9	20:50.301	1 Lap	2:12.435	5	0
36	445	Timo Hermanutz	DMSB	GER/ Hildrizhausen	KTM	KFV Kalteneck Holzgerlingen	9	20:50.893	1 Lap	2:12.633	3	0
37	211	Fabian Strobel	DMSB	GER/ Bernstadt	SUZUKI	Motorrad Waldmann	9	21:32.233	1 Lap	2:03.790	2	0

Not classified (75% = 8 Laps)

DNF	109	Christian Blessing	DMSB	GER/ Leutenbach	KTM	KTM Kosak Racing Team	5	11:01.120	DNF	2:08.150	3	0
DNF	491	Paul Haberland	DMSB	GER/ Großvargula	SUZUKI	stielergruppe.mx Johannes Bikes	2	4:09.674	DNF	2:04.686	2	0
DNF	424	Christoph Danz	DMSB	GER/ Groß-Zimmern	KTM	ADAC Hessen-Thüringen/ MX Ma	2	7:00.266	DNF	4:49.071	2	0

Announcements

These results are provisional until the conclusion of any judicial and technical matters!

These results are provisional until the conclusion of any judicial and technical matters!

Position 1- 6 are qualified for the races!

Started: 40 Classified: 37 Not classified: 3

Margin of Victory	Ø km/h	Best Lap Tm	km/h	Best Lap by
1.912	50,164	1:57.687	50,473	899 - Nils Gehrke

Official Timing www.camp-company.de / www.motorsport-events.se

Orbits

Timekeeping Steffen Kirchhof:

Clerk of the course Michael Windmüller:

www.mylaps.com

Jury President Olaf Noack:

Reg. Nr MX 36/15

Licensed to: Camp Company

Printed: 05.09.2015 16:30:28

posted at:

h



Int. 52. Gaildorfer ADAC Motocross

Klasse 2 Youngster Cup

Auf der Wacht 1,650 Km

Last Chance Race

05.09.2015 16:00

Race (15:00 and 2 Laps) started at 16:08:12

Lap	Time of Day	Lap Tm	S1 Tm	S2 Tm	Lap	Time of Day	Lap Tm	S1 Tm	S2 Tm
(34) Toni Hoffmann									
1	16:10:12.149			1:12.280	5	16:18:29.594	2:03.970	51.628	1:12.342
2	16:12:20.960	2:08.811	58.306	1:10.505	6	16:20:33.362	2:03.768	51.990	1:11.778
3	16:14:21.462	2:00.502	50.701	1:09.801	7	16:22:36.092	2:02.730	51.572	1:11.158
4	16:16:22.803	2:01.341	50.380	1:10.961	8	16:24:37.570	2:01.478	51.289	1:10.189
5	16:18:23.860	2:01.057	50.250	1:10.807	9	16:26:42.474	2:04.904	51.530	1:13.374
6	16:20:26.045	2:02.185	51.246	1:10.939	10	16:28:45.738	2:03.264	51.944	1:11.320
7	16:22:28.302	2:02.257	51.815	1:10.442	(317) Nico Müller				
8	16:24:32.707	2:04.405	52.619	1:11.786	1	16:10:11.531			1:12.661
9	16:26:36.343	2:03.636	52.172	1:11.464	2	16:12:15.019	2:03.488	52.725	1:10.763
10	16:28:41.482	2:05.139	52.842	1:12.297	3	16:14:18.590	2:03.571	51.860	1:11.711
(828) Dorian-Gabor Schirocki									
1	16:10:09.424			1:11.915	4	16:16:23.908	2:05.318	52.237	1:13.081
2	16:12:11.952	2:02.528	51.728	1:10.800	5	16:18:28.037	2:04.129	52.354	1:11.775
3	16:14:16.119	2:04.167	51.845	1:12.322	6	16:20:32.764	2:04.727	51.630	1:13.097
4	16:16:20.017	2:03.898	51.144	1:12.754	7	16:22:38.242	2:05.478	52.694	1:12.784
5	16:18:23.109	2:03.092	52.021	1:11.071	8	16:24:42.535	2:04.293	51.506	1:12.787
6	16:20:27.315	2:04.206	51.505	1:12.701	9	16:26:47.073	2:04.538	51.810	1:12.728
7	16:22:29.832	2:02.517	52.080	1:10.437	10	16:28:52.985	2:05.912	52.476	1:13.436
8	16:24:34.733	2:04.901	53.029	1:11.872	(761) Jens Carlier				
9	16:26:38.410	2:03.677	52.041	1:11.636	1	16:10:18.656			1:15.730
10	16:28:42.147	2:03.737	51.982	1:11.755	2	16:12:23.758	2:05.102	53.782	1:11.320
(441) Phillip Eggers									
1	16:10:16.121			1:14.901	3	16:14:28.566	2:04.808	51.754	1:13.054
2	16:12:19.948	2:03.827	53.622	1:10.205	4	16:16:30.838	2:02.272	51.408	1:10.864
3	16:14:22.665	2:02.717	51.196	1:11.521	5	16:18:33.939	2:03.101	51.891	1:11.210
4	16:16:24.322	2:01.657	51.361	1:10.296	6	16:20:37.123	2:03.184	51.823	1:11.361
5	16:18:28.358	2:04.036	52.247	1:11.789	7	16:22:40.043	2:02.920	52.029	1:10.891
6	16:20:33.909	2:05.551	53.211	1:12.340	8	16:24:45.440	2:05.397	53.145	1:12.252
7	16:22:36.528	2:02.619	52.744	1:09.875	9	16:26:49.989	2:04.549	53.194	1:11.355
8	16:24:38.949	2:02.421	51.189	1:11.232	10	16:28:54.621	2:04.632	53.081	1:11.551
9	16:26:40.411	2:01.462	51.454	1:10.008	(503) Oliver Kaas				
10	16:28:42.333	2:01.922	51.017	1:10.905	1	16:10:11.468			1:11.377
(227) Vincent Gallwitz									
1	16:10:14.692			1:14.192	2	16:12:12.951	2:01.483	51.989	1:09.494
2	16:12:17.386	2:02.694	51.277	1:11.417	3	16:14:16.579	2:03.628	52.102	1:11.526
3	16:14:19.738	2:02.352	50.391	1:11.961	4	16:16:21.475	2:04.896	52.558	1:12.338
4	16:16:23.292	2:03.554	50.591	1:12.963	5	16:18:26.035	2:04.560	52.689	1:11.871
5	16:18:26.663	2:03.371	50.954	1:12.417	6	16:20:32.095	2:06.060	53.261	1:12.799
6	16:20:31.539	2:04.876	53.064	1:11.812	7	16:22:38.950	2:06.855	53.476	1:13.379
7	16:22:34.509	2:02.970	51.110	1:11.860	8	16:24:45.227	2:06.277	53.079	1:13.198
8	16:24:36.242	2:01.733	50.684	1:11.049	9	16:26:51.223	2:05.996	52.151	1:13.845
9	16:26:41.855	2:05.613	52.028	1:13.585	10	16:28:57.049	2:05.826	52.869	1:12.957
10	16:28:43.960	2:02.105	50.395	1:11.710	(60) Nico Koch				
(132) Joshua Diehl									
1	16:10:05.106			1:09.770	1	16:10:15.136			1:13.514
2	16:12:10.922	2:05.816	51.473	1:14.343	2	16:12:19.522	2:04.386	53.405	1:10.981
3	16:14:12.890	2:01.968	52.172	1:09.796	3	16:14:22.277	2:02.755	51.346	1:11.409
4	16:16:18.100	2:05.210	51.829	1:13.381	4	16:16:27.071	2:04.794	52.042	1:12.752
5	16:18:21.952	2:03.852	52.981	1:10.871	5	16:18:30.683	2:03.612	52.187	1:11.425
6	16:20:24.427	2:02.475	51.685	1:10.847	6	16:20:35.562	2:04.879	52.906	1:11.973
7	16:22:28.106	2:03.679	52.832	1:10.847	7	16:22:39.745	2:04.183	51.771	1:12.412
8	16:24:33.542	2:05.436	53.099	1:12.337	8	16:24:46.029	2:06.284	52.742	1:13.542
9	16:26:37.772	2:04.230	52.641	1:11.589	9	16:26:51.901	2:05.872	53.286	1:12.586
10	16:28:44.275	2:06.503	53.569	1:12.934	10	16:28:57.545	2:05.644	52.839	1:12.805
(23) Martin Winter									
1	16:10:15.446			1:13.464	(991) Mark Scheu				
2	16:12:20.603	2:05.157	53.758	1:11.399	1	16:10:17.444			1:14.863
3	16:14:23.957	2:03.354	52.302	1:11.052	2	16:12:21.712	2:04.268	52.592	1:11.676
4	16:16:25.624	2:01.667	51.062	1:10.605	3	16:14:24.579	2:02.867	51.418	1:11.449



Int. 52. Gaildorfer ADAC Motocross

Klasse 2 Youngster Cup

Auf der Wacht 1,650 Km

Last Chance Race

05.09.2015 16:00

Race (15:00 and 2 Laps) started at 16:08:12

Lap	Time of Day	Lap Tm	S1 Tm	S2 Tm	Lap	Time of Day	Lap Tm	S1 Tm	S2 Tm
(218) Kamil Osieleniec									
1	16:10:20.493			1:15.934					
2	16:12:45.354	2:24.861	1:12.566	1:12.295					
3	16:14:51.983	2:06.629	52.404	1:14.225					
4	16:16:57.481	2:05.498	52.335	1:13.163					
5	16:19:04.968	2:07.487	54.451	1:13.036					
6	16:21:14.440	2:09.472	55.862	1:13.610					
7	16:23:23.237	2:08.797	54.938	1:13.859					
8	16:25:31.331	2:08.094	53.858	1:14.236					
9	16:27:38.159	2:06.828	53.261	1:13.567					
10	16:29:47.556	2:09.397	54.680	1:14.717					

(437) Maurice Kiok									
1	16:10:28.446			1:19.725					
2	16:12:46.098	2:17.652	58.579	1:19.073					
3	16:15:00.623	2:14.525	54.889	1:19.636					
4	16:17:17.252	2:16.629	57.305	1:19.324					
5	16:19:29.687	2:12.435	54.658	1:17.777					
6	16:21:46.858	2:17.171	57.871	1:19.300					
7	16:24:17.621	2:30.763	1:00.253	1:30.510					
8	16:26:41.269	2:23.648	59.558	1:24.090					
9	16:29:03.080	2:21.811	1:02.449	1:19.362					

(445) Timo Hermanutz									
1	16:10:25.095			1:17.931					
2	16:13:08.721	2:43.626	1:19.174	1:24.452					
3	16:15:21.354	2:12.633	54.072	1:18.561					
4	16:17:35.850	2:14.496	55.695	1:18.801					
5	16:19:51.461	2:15.611	56.740	1:18.871					
6	16:22:08.414	2:16.953	55.419	1:21.534					
7	16:24:27.108	2:18.694	56.540	1:22.154					
8	16:26:49.939	2:22.831	59.279	1:23.552					
9	16:29:03.672	2:13.733	57.707	1:16.026					

(211) Fabian Strobel									
1	16:10:12.593			1:13.229					
2	16:12:16.383	2:03.790	52.572	1:11.218					
3	16:15:35.180	3:18.797	52.674	2:26.123					
4	16:18:35.496	3:00.316	1:36.261	1:24.055					
5	16:20:47.483	2:11.987	53.999	1:17.988					
6	16:22:58.805	2:11.322	54.318	1:17.004					
7	16:25:18.832	2:20.027	57.112	1:22.915					
8	16:27:31.537	2:12.705	55.088	1:17.617					
9	16:29:45.012	2:13.475	55.032	1:18.443					

(109) Christian Blessing									
1	16:10:24.696			1:17.397					
2	16:12:36.457	2:11.761	56.127	1:15.634					
3	16:14:44.607	2:08.150	52.630	1:15.520					
4	16:16:52.848	2:08.241	52.788	1:15.453					
5	16:19:13.899	2:21.051	54.414	1:26.637					

(491) Paul Haberland									
1	16:10:17.767			1:15.561					
2	16:12:22.453	2:04.686	53.459	1:11.227					

(424) Christoph Danz									
1	16:10:23.974			1:17.431					
2	16:15:13.045	4:49.071	56.172	3:52.899					

Int. 52. Gaildorfer ADAC Motocross

Lapchart

Klasse 2 Youngster Cup

Auf der Wacht 1,650 Km

Last Chance Race

05.09.2015 16:00

Race (15:00 and 2 Laps) started at 16:08:12

Competitors	Laps										
		1	2	3	4	5	6	7	8	9	10
Karol Kruszynski (176)	1	176	176	176	113	113	113	113	113	113	113
Loris Freidig (204)	2	204	204	113	176	820	820	820	820	820	820
Joel van Mechelen (113)	3	113	113	204	820	176	116	116	116	116	116
Dennis Wiemann (820)	4	820	820	820	204	204	176	899	899	899	899
Joschua Diehl (132)	5	132	116	116	116	116	204	318	318	318	318
Maximilian Pleyer (972)	6	972	969	969	899	899	899	204	204	204	204
Emil Jepsen (969)	7	969	899	899	318	318	318	176	176	176	531
Manuel Perkhofer (116)	8	116	972	318	969	969	531	531	531	531	435
Nils Gehrke (899)	9	899	318	972	972	972	969	435	435	435	176
Dorian-Gabor Schirocki (828)	10	828	132	132	531	531	972	969	969	969	969
Enzo Steffen (318)	11	318	828	531	132	435	435	972	972	972	972
Sam Korneliussen (435)	12	435	435	828	435	132	132	132	34	34	34
Oliver Kaas (503)	13	503	503	503	828	828	34	34	132	132	828
Nico Müller (317)	14	317	531	435	503	34	828	828	828	828	441
Toni Hoffmann (34)	15	34	317	317	34	503	227	227	227	441	227
Fabian Strobel (211)	16	211	211	227	227	227	503	23	23	227	132
Florian Hellrigl (531)	17	531	227	34	317	317	317	441	441	23	23
Vincent Gallwitz (227)	18	227	60	60	441	441	23	317	317	317	317
Nico Koch (60)	19	60	441	441	23	23	441	503	503	761	761
Martin Winter (23)	20	23	23	23	60	60	60	60	761	503	503
Phillip Eggers (441)	21	441	34	991	991	991	991	761	60	60	60
Felix Hoffmann (321)	22	321	991	103	761	761	761	991	991	991	991
Alexander Banzirsch (324)	23	324	491	761	103	281	281	641	641	641	641
Mark Scheu (991)	24	991	761	321	281	321	641	281	281	281	281
Paul Haberland (491)	25	491	103	281	321	641	321	321	321	360	360
Jens Carlier (761)	26	761	321	264	641	264	264	264	360	407	407
Luca Pepe Menger (103)	27	103	281	641	264	103	103	360	407	321	321
Raf Meuwissen (281)	28	281	264	407	407	776	776	407	264	264	264
Martin Vondrasek (360)	29	360	213	213	213	213	360	103	103	103	324
Kamil Osieleniec (218)	30	218	641	776	776	360	407	776	776	324	103



ADAC MX MASTERS Int. 52. Gaildorf 05. - 06. September 2015

MX Youngster Cup

Track length: 1.650 m

Startgrid MX-Youngster Cup 1st and 2nd Heat

Pos.	No.	Name	FNM	Nat./Hometown	Trademark	Entrant / Team
1	77	Jasikonis, Arminas	DMSB	LTU/ Balen	KAWASAKI	Monster Energy Kawasaki Elf Team Pfeil
2	831	Wysocki, Tomasz	PZM	POL/ Chorzów	KTM	JD 191 KTM Racing Team
3	50	Flury, Cyrille	FMS	SUI/ Leuzigen	KTM	Team marXparts by Motocenter Hegau
4	81	Hsu, Brian	DMSB	GER/ Cremona	SUZUKI	Team Rockstar Energy Suzuki Europe
5	137	Bruggmann, Luca	FMS	SUI/ Balzers	YAMAHA	TEAM Yamaha STC Racing
6	298	Vaessen, Bas	KNMV	NED/ Swalmen	SUZUKI	Team Rockstar Energy Suzuki Europe
7	754	Bjerregaard, Nichlas	DMU	DEN/ Nibe, Denmark	YAMAHA	Easy MX Yamaha Team
8	83	Renkens, Nathan	FMB	BEL/ momalle	KTM	WZ Racing
9	377	Krc, Martin	ACCR	CZE/ Šternberk	KTM	SZA-STAV racing team
10	778	Sandner, Michael	OeAMTC	AUT/ Rainbach	HUSQVARNA	COFAIN Racing KTM
11	59	Adams, Nicholas	ACU	GBR/ London	KAWASAKI	Monster Energy Kawasaki Elf Team Pfeil
12	179	Corneth, Jaap	KNMV	NED/ Baarlo	KAWASAKI	-
13	882	Larrañaga Olano, Iker	RFME	ESP/ Arinez	KTM	KTM Kosak Racing
14	334	Gryning, Mathias	DMU	DEN/ Slagelse	SUZUKI	Kaduuz Racing
15	278	Vermijl, Thomas	FMB	BEL/ Helchteren	KTM	GPR Promo MX Team
16	94	van der Mierden, Sven	KNMV	NED/ Valkenswaard	HUSQVARNA	Husqvarna-SKS Racing NL
17	226	Koch, Tom	DMSB	GER/ Wormstedt	SUZUKI	ADAC Hessen-Thüringen MX Masters Rookie
18	378	van Heugten, Roy	KNMV	NED/ Achterveld	KAWASAKI	Team Modiform
19	538	Kratzer, Michael	OeAMTC	AUT/ Anger	KAWASAKI	Team Damianik
20	100	Büttner, Stephan	DMSB	GER/ Schkölen	YAMAHA	TEAM Yamaha STC Racing
21	472	Meier, Glen	DMU	DEN/ Trige	KTM	KTM Kosak Racing Team
22	347	Klein, Johannes	OeAMTC	AUT/ Steyr	KTM	COFAIN Racing Team / KTM Zauner
23	102	Sikyna, Richard	SMF	SVK/ Liesek	KTM	MX SLOVAKIA
24	17	Ekerold, Stefan	DMSB	GER/ Weiskirchen	KTM	Bodo Schmidt Motorsport
25	297	Rock, Joey	DMSB	GER/ Schnelldorf	KTM	Ferrotherm /JWD
26	800	Asmanov, Dmytro	FMU	UKR/ Kijev	KAWASAKI	MEFO Sport Racing Team
27	315	Ecce, Gianluca	DMSB	GER/ Alpen	SUZUKI	Team Castrol Power1 Suzuki Moto-Base
28	411	Chetnicki, Gabriel	PZM	POL/ Zebrzydowice	KTM	
29	189	Kordbarlag, Mika	DMSB	GER/ Schloß Holte- Stuken	KAWASAKI	Fastseats Kawasaki
30	126	Schittenhelm, Moritz	DMSB	GER/ Urbach	KTM	KTM Alksom Race Factory / Mefo Sport
31	194	Engelen, Bryan	FMB	BEL/ Zonhoven	KTM	Team AID
32	54	Winkle, Kevin	DMSB	GER/ Murrhardt	HUSQVARNA	MPS Racing
33	931	Fleissig, Marco	DMSB	GER/ Dietsheim	KTM	KTM Kosak Racing Team
34	184	König, Marco	DMSB	GER/ Ansbach	KTM	KTM Kosak Racing Team
35	113	van Mechelen, Joel	KNMV	NED/ Prinsenbeek	KTM	GPR Promo MX Team
36	820	Wiemann, Dennis	DMSB	GER/ Bocholt- Suderwick	SUZUKI	Team DIGA-Procross
37	116	Perkhofer, Manuel	OeAMTC	AUT/ Rietz	KTM	KINI KTM Junior Pro Team
38	899	Gehrke, Nils	DMSB	GER/ Kaltenholzhausen	SUZUKI	Team AB-Racing by Suzuki Reinecke
39	318	Steffen, Enzo	FMS	SUI/Onnens	HONDA	HFour-MX Raceland Team
40	204	Freidig, Loris	FMS	SUI/ Sumiswald	KAWASAKI	HFour-MX Raceland
Reserve						
1	531	Hellrigl, Florian	OeAMTC	AUT/ Telfs	HONDA	Team Mibag Honda Schmidinger
2	435	Korneliussen, Sam	DMU	DEN/ aalborg sv	TM	KK TM Factory racing

Announcements: These results are provisional until the conclusion of any judicial and technical matters

Clerk of the course Michael Windmüller:


Jury President Olaf Noack:

Timekeeping Steffen Kirchhof:

Posted at: h

Printed: 05.09.2015 16:28

Reg. Nr.: 36/15



Int. 52. Gaildorfer ADAC Motocross

Klasse 2 Youngster Cup

Auf der Wacht 1,650 Km

Warm Up

06.09.2015 10:25

Practice (15:00 Time) started at 10:24:28

Pos	No.	Name	FNM	Nat/Hometown	Trademark	Entrant / Team	Laps	Best Tm	Diff	In Lap	km/h
1	778	Michael Sandner	OeAMTC	AUT/ Rainbach	HUSQVARNA	COFAIN Racing KTM	7	1:58.497		7	50,128
2	831	Tomasz Wysocki	PZM	POL/ Chorzów	KTM	JD 191 KTM Racing Team	7	1:58.931	0.434	5	49,945
3	83	Nathan Renkens	FMB	BEL/ momalle	KTM	WZ Racing	7	1:59.379	0.882	6	49,757
4	298	Bas Vaessen	KNMV	NED/ Swalmen	SUZUKI	Team Rockstar Energy Suzuki Europe	8	2:00.085	1.588	6	49,465
5	538	Michael Kratzer	OeAMTC	AUT/ Anger	KAWASAKI	Team Damianik	7	2:00.526	2.029	4	49,284
6	113	Joel van Mechelen	KNMV	NED/ Prinsenbeek	KTM	GPR Promo MX Team	7	2:00.568	2.071	6	49,267
7	59	Nicholas Adams	ACU	GBR/ London	KAWASAKI	Monster Energy Kawasaki Elf Team Pfeil	7	2:00.968	2.471	7	49,104
8	137	Luca Bruggmann	FMS	SUI/ Balzers	YAMAHA	TEAM Yamaha STC Racing	6	2:00.998	2.501	6	49,092
9	378	Roy van Heugten	KNMV	NED/ Achterveld	KAWASAKI	Team Modiform	7	2:01.048	2.551	6	49,071
10	126	Moritz Schittenhelm	DMSB	GER/ Urbach	KTM	KTM Alksom Race Factory / Mefo Sport	6	2:01.175	2.678	6	49,020
11	882	Iker Larrañaga Olano	RFME	ESP/ Arinez	KTM	KTM Kosak Racing	7	2:01.293	2.796	7	48,972
12	184	Marco König	DMSB	GER/ Ansbach	KTM	KTM Kosak Racing Team	6	2:01.350	2.853	6	48,949
13	194	Bryan Engelen	FMB	BEL/ Zonhoven	KTM	Team AID	7	2:01.381	2.884	5	48,937
14	81	Brian Hsu	DMSB	GER/ Cremona	SUZUKI	Team Rockstar Energy Suzuki Europe	6	2:01.428	2.931	4	48,918
15	94	Sven van der Mierden	KNMV	NED/ Valkenswaard	HUSQVARNA	Husqvarna-SKS Racing NL	7	2:01.518	3.021	5	48,882
16	334	Mathias Gryning	DMU	DEN/ Slagelse	SUZUKI	Kaduu Racing	6	2:01.658	3.161	4	48,825
17	800	Dmytro Asmanov	FMU	UKR/ Kijev	KAWASAKI	MEFO Sport Racing Team	7	2:01.672	3.175	7	48,820
18	377	Martin Krc	ACCR	CZE/ Sternberk	KTM	SZA-STAV racing team	7	2:02.152	3.655	7	48,628
19	318	Enzo Steffen	FMS	SUI/Onnens	HONDA	HFour-MX Raceland Team	7	2:02.300	3.803	5	48,569
20	472	Glen Meier	DMU	DEN/ Trige	KTM	KTM Kosak Racing Team	7	2:02.578	4.081	3	48,459
21	754	Nichlas Bjerregaard	DMU	DEN/ Nibe, Denm.	YAMAHA	Easy MX Yamaha Team	7	2:02.600	4.103	6	48,450
22	17	Stefan Ekerold	DMSB	GER/ Weiskirchen	KTM	Bodo Schmidt Motorsport	7	2:03.177	4.680	5	48,223
23	102	Richard Sikyna	SMF	SVK/ Liesek	KTM	MX SLOVAKIA	7	2:03.270	4.773	3	48,187
24	100	Stephan Büttner	DMSB	GER/ Schkölen	YAMAHA	TEAM Yamaha STC Racing	6	2:03.423	4.926	3	48,127
25	278	Thomas Vermijl	FMB	BEL/ Helchteren	KTM	GPR Promo MX Team	7	2:03.453	4.956	7	48,115
26	116	Manuel Perkhofner	OeAMTC	AUT/ Rietz	KTM	KINI KTM Junior Pro Team	7	2:04.132	5.635	7	47,852
27	411	Gabriel Chetnicki	PZM	POL/ Zebrydowic	KTM		5	2:04.207	5.710	3	47,823
28	179	Jaap Corneth	KNMV	NED/ Baarlo	KAWASAKI	-	6	2:04.277	5.780	3	47,796
29	347	Johannes Klein	OeAMTC	AUT/ Steyr	KTM	COFAIN Racing Team / KTM Zauner	7	2:04.610	6.113	4	47,669
30	931	Marco Fleissig	DMSB	GER/ Dietenheim	KTM	KTM Kosak Racing Team	6	2:05.218	6.721	4	47,437
31	226	Tom Koch	DMSB	GER/ Wormstedt	SUZUKI	ADAC Hessen-Thüringen MX Masters Ro	7	2:06.218	7.721	6	47,061
32	50	Cyrille Flury	FMS	SUI/ Leuzigen	KTM	Team marXparts by Motocenter Hegau	7	2:06.402	7.905	6	46,993
33	899	Nils Gehrke	DMSB	GER/ Kaltenholzh	SUZUKI	Team AB-Racing by Suzuki Reinecke	7	2:06.721	8.224	6	46,875
34	435	Sam Korneliussen	DMU	DEN/ aalborg sv	TM	KK TM Factory racing	7	2:07.122	8.625	4	46,727
35	77	Arminas Jasikonis	DMSB	LTU/ Balen	KAWASAKI	Monster Energy Kawasaki Elf Team Pfeil	7	2:08.286	9.789	7	46,303
36	820	Dennis Wiemann	DMSB	GER/ Bocholt- Suc	SUZUKI	Team DIGA-Procross	5	2:09.219	10.722	3	45,968
37	189	Mika Kordbarlag	DMSB	GER/ Schloß Holte	KAWASAKI	Fastseats Kawasaki	6	2:10.169	11.672	3	45,633
38	297	Joey Rock	DMSB	GER/ Schnelldorf	KTM	Ferrotherm /JWD	6	2:11.838	13.341	2	45,055
39	204	Loris Freidig	FMS	SUI/ Sumiswald	KAWASAKI	HFour-MX Raceland	5	2:15.188	16.691	5	43,939
40	315	Gianluca Ecca	DMSB	GER/ Alpen	SUZUKI	Team Castrol Power1 Suzuki Moto-Base	6	2:19.876	21.379	2	42,466
41	54	Kevin Winkle	DMSB	GER/ Murrhardt	HUSQVARNA	MPS Racing	6	2:20.338	21.841	4	42,326

S. Willig



Int. 52. Gaildorfer ADAC Motocross

Klasse 2 Youngster Cup

Auf der Wacht 1,650 Km

Warm Up

06.09.2015 10:25

Practice (15:00 Time) started at 10:24:28

Lap	Time of Day	Lap Tm	S1 Tm	S2 Tm	Lap	Time of Day	Lap Tm	S1 Tm	S2 Tm					
(334) Mathias Gryning														
1	10:27:50.846			1:28.833	3	10:31:07.064	2:03.270	53.234	1:10.036					
2	10:30:14.869	2:24.023	1:00.176	1:23.847	4	10:33:27.420	2:20.356	1:02.705	1:17.651					
3	10:32:37.245	2:22.376	57.409	1:24.967	5	10:35:40.646	2:13.226	52.912	1:20.314					
4	10:34:38.903	2:01.658	53.049	1:08.609	6	10:38:11.507	2:30.861	59.603	1:31.258					
5	10:36:55.974	2:17.071	53.694	1:23.377	7	10:40:34.849	2:23.342	52.574	1:30.768					
6	10:39:58.786	3:02.812	1:49.227	1:13.585	(100) Stephan Büttner									
(800) Dmytro Asmanov														
1	10:27:38.642			1:24.921	1	10:27:46.941			1:32.419					
2	10:30:00.659	2:22.017	1:01.780	1:20.237	2	10:30:12.276	2:25.335	59.168	1:26.167					
3	10:32:14.955	2:14.296	56.585	1:17.711	3	10:32:15.699	2:03.423	52.746	1:10.677					
4	10:34:18.163	2:03.208	52.952	1:10.256	4	10:34:55.761	2:40.062	1:05.905	1:34.157					
5	10:37:16.119	2:57.956	59.984	1:57.972	5	10:37:51.306	2:55.545	1:25.630	1:29.915					
6	10:39:23.010	2:06.891	55.558	1:11.333	6	10:40:15.166	2:23.860	59.194	1:24.666					
7	10:41:24.682	2:01.672	52.838	1:08.834	(278) Thomas Vermijl									
(377) Martin Krc														
1	10:27:49.459			1:21.823	1	10:26:53.787			1:23.046					
2	10:29:57.776	2:08.317	54.025	1:14.292	2	10:29:01.375	2:07.588	55.262	1:12.326					
3	10:32:09.355	2:11.579	55.022	1:16.557	3	10:31:04.909	2:03.534	52.472	1:11.062					
4	10:34:30.140	2:20.785	57.267	1:23.518	4	10:33:24.341	2:19.432	1:01.971	1:17.461					
5	10:37:00.151	2:30.011	1:03.344	1:26.667	5	10:35:44.016	2:19.675	53.869	1:25.806					
6	10:39:14.809	2:14.658	59.223	1:15.435	6	10:38:00.922	2:16.906	1:02.463	1:14.443					
7	10:41:16.961	2:02.152	53.712	1:08.440	7	10:40:04.375	2:03.453	53.298	1:10.155					
(318) Enzo Steffen														
1	10:27:00.415			1:24.021	(116) Manuel Perkhofer									
2	10:29:09.492	2:09.077	56.501	1:12.576	1	10:27:13.470			1:24.914					
3	10:31:16.351	2:06.859	54.238	1:12.621	2	10:29:31.739	2:18.269	1:01.950	1:16.319					
4	10:33:31.036	2:14.685	1:00.354	1:14.331	3	10:31:40.286	2:08.547	55.088	1:13.459					
5	10:35:33.336	2:02.300	53.523	1:08.777	4	10:33:46.670	2:06.384	54.161	1:12.223					
6	10:38:20.055	2:46.719	58.115	1:48.604	5	10:35:53.085	2:06.415	54.146	1:12.269					
7	10:40:22.979	2:02.924	53.184	1:09.740	6	10:38:14.150	2:21.065	1:00.594	1:20.471					
(472) Glen Meier														
1	10:28:00.935			1:56.475	7	10:40:18.282	2:04.132	52.845	1:11.287					
2	10:30:29.221	2:28.286	57.672	1:30.614	(411) Gabriel Chetnicki									
3	10:32:31.799	2:02.578	53.684	1:08.894	1	10:27:58.845			1:25.144					
4	10:34:44.725	2:12.926	54.245	1:18.681	2	10:30:25.958	2:27.113	1:01.765	1:25.348					
5	10:36:50.426	2:05.701	53.408	1:12.293	3	10:32:30.165	2:04.207	53.580	1:10.627					
6	10:38:58.596	2:08.170	54.028	1:14.142	4	10:35:01.354	2:31.189	1:07.527	1:23.662					
7	10:41:34.117	2:35.521	53.485	1:42.036	5	10:39:41.514	4:40.160	3:15.406	1:24.754					
(754) Nicholas Bjerregaard														
1	10:27:03.008			1:23.462	(179) Jaap Corneth									
2	10:29:18.053	2:15.045	56.987	1:18.058	1	10:27:38.803			1:16.785					
3	10:31:22.497	2:04.444	53.785	1:10.659	2	10:29:48.433	2:09.630	56.323	1:13.307					
4	10:33:38.591	2:16.094	58.840	1:17.254	3	10:31:52.710	2:04.277	53.537	1:10.740					
5	10:37:04.247	3:25.656	2:05.317	1:20.339	4	10:35:49.695	3:56.985	2:35.587	1:21.398					
6	10:39:06.847	2:02.600	53.389	1:09.211	5	10:37:54.659	2:04.964	54.377	1:10.587					
7	10:41:58.828	2:51.981	1:33.845	1:18.136	6	10:39:59.346	2:04.687	52.994	1:11.693					
(17) Stefan Ekerold														
1	10:26:41.042			1:21.150	(347) Johannes Klein									
2	10:28:50.849	2:09.807	56.261	1:13.546	1	10:27:24.937			1:28.432					
3	10:31:03.841	2:12.992	54.750	1:18.242	2	10:30:02.128	2:37.191	1:01.387	1:35.804					
4	10:33:07.657	2:03.816	53.034	1:10.782	3	10:32:21.614	2:19.486	57.789	1:21.697					
5	10:35:10.834	2:03.177	52.037	1:11.140	4	10:34:26.224	2:04.610	52.674	1:11.936					
6	10:37:40.359	2:29.525	54.085	1:35.440	5	10:36:39.434	2:13.210	54.630	1:18.580					
7	10:39:45.517	2:05.158	55.893	1:09.265	6	10:38:48.807	2:09.373	53.061	1:16.312					
(102) Richard Sikyna														
1	10:26:45.941			1:22.047	7	10:41:27.717	2:38.910	1:02.452	1:36.458					
2	10:29:03.794	2:17.853	54.707	1:23.146	(931) Marco Fleissig									
(226) Tom Koch														
1	10:27:52.437			1:36.926	1	10:27:20.377			1:30.087					
(931) Marco Fleissig														
2	10:29:38.418	2:18.041	57.721	1:20.320	2	10:29:38.418	2:18.041	57.721	1:20.320					
3	10:31:45.838	2:07.420	54.825	1:12.595	3	10:31:45.838	2:07.420	54.825	1:12.595					
4	10:33:51.056	2:05.218	54.439	1:10.779	4	10:33:51.056	2:05.218	54.439	1:10.779					
5	10:37:41.950	3:50.894	2:19.168	1:31.726	5	10:37:41.950	3:50.894	2:19.168	1:31.726					
6	10:40:59.634	3:17.684	55.350	2:22.334	6	10:40:59.634	3:17.684	55.350	2:22.334					



Int. 52. Gaildorfer ADAC Motocross

Klasse 2 Youngster Cup

Auf der Wacht 1,650 Km

Warm Up

06.09.2015 10:25

Practice (15:00 Time) started at 10:24:28

Lap	Time of Day	Lap Tm	S1 Tm	S2 Tm	Lap	Time of Day	Lap Tm	S1 Tm	S2 Tm
(204) Loris Freidig									
1	10:30:07.028	2:14.591	58.776	1:15.815	1	10:27:17.629			1:29.767
2	10:32:22.917	2:15.889	1:00.251	1:15.638	2	10:29:40.558	2:22.929	58.700	1:24.229
3	10:34:32.139	2:09.222	56.182	1:13.040	3	10:32:04.617	2:24.059	59.337	1:24.722
4	10:36:40.733	2:08.594	57.341	1:11.253	4	10:38:06.597	6:01.980	4:31.840	1:30.140
5	10:38:46.951	2:06.218	55.351	1:10.867	5	10:40:21.785	2:15.188	57.692	1:17.496
6	10:40:54.369	2:07.418	56.135	1:11.283					
(50) Cyrille Flury					(315) Gianluca Ecca				
1	10:26:43.499			1:18.094	1	10:28:10.273			1:25.989
2	10:28:51.666	2:08.167	55.662	1:12.505	2	10:30:30.149	2:19.876	56.818	1:23.058
3	10:30:58.168	2:06.502	54.854	1:11.648	3	10:32:56.413	2:26.264	1:04.213	1:22.051
4	10:33:05.298	2:07.130	53.798	1:13.332	4	10:35:27.230	2:30.817	52.735	1:38.082
5	10:35:16.410	2:11.112	57.091	1:14.021	5	10:38:12.682	2:45.452	1:24.408	1:21.044
6	10:37:22.812	2:06.402	56.120	1:10.282	6	10:40:34.214	2:21.532	1:06.812	1:14.720
7	10:39:34.434	2:11.622	57.059	1:14.563					
(899) Nils Gehrke					(54) Kevin Winkle				
1	10:27:07.431			1:24.969	1	10:27:32.291			1:33.666
2	10:29:23.179	2:15.748	58.749	1:16.999	2	10:29:54.454	2:22.163	1:00.938	1:21.225
3	10:31:31.102	2:07.923	55.563	1:12.360	3	10:32:29.709	2:35.255	55.511	1:29.744
4	10:34:02.283	2:31.181	1:13.493	1:17.688	4	10:34:50.047	2:20.338	54.432	1:25.906
5	10:36:09.625	2:07.342	55.153	1:12.189	5	10:37:12.689	2:22.642	1:06.145	1:16.497
6	10:38:16.346	2:06.721	53.919	1:12.802	6	10:39:33.062	2:20.373	54.227	1:26.146
7	10:40:46.510	2:30.164	54.388	1:35.776					
(435) Sam Korneliusen									
1	10:27:05.380			1:23.447					
2	10:29:22.883	2:17.503	59.298	1:18.205					
3	10:31:34.215	2:11.332	57.658	1:13.674					
4	10:33:41.337	2:07.122	55.119	1:12.003					
5	10:36:43.256	3:01.919	1:49.511	1:12.408					
6	10:38:51.578	2:08.322	56.669	1:11.653					
7	10:41:08.190	2:16.612	1:01.715	1:14.897					
(77) Arminas Jasikonis									
1	10:27:29.906			1:36.013					
2	10:29:50.857	2:20.951	59.914	1:21.037					
3	10:32:39.913	2:49.056	57.355	1:51.701					
4	10:35:02.647	2:22.734	1:04.064	1:18.670					
5	10:37:14.198	2:11.551	59.941	1:11.610					
6	10:39:25.134	2:10.936	56.558	1:14.378					
7	10:41:33.420	2:08.286	57.131	1:11.155					
(820) Dennis Wiemann									
1	10:26:35.546			1:17.689					
2	10:28:47.679	2:12.133	55.613	1:16.520					
3	10:30:56.898	2:09.219	56.254	1:12.965					
4	10:38:28.646	7:31.748	6:18.320	1:13.428					
5	10:40:39.848	2:11.202	58.660	1:12.542					
(189) Mika Kordbarlag									
1	10:27:08.584			1:31.205					
2	10:29:26.773	2:18.189	1:00.522	1:17.667					
3	10:31:36.942	2:10.169	54.759	1:15.410					
4	10:33:48.598	2:11.656	53.615	1:18.041					
5	10:37:35.451	3:46.853	2:36.425	1:10.428					
6	10:39:54.847	2:19.396	1:04.907	1:14.489					
(297) Joey Rock									
1	10:26:33.790			1:16.928					
2	10:28:45.628	2:11.838	56.946	1:14.892					
3	10:31:05.783	2:20.155	56.800	1:23.355					
4	10:35:32.981	4:27.198	3:07.933	1:19.265					
5	10:38:24.983	2:52.002	1:20.783	1:31.219					
6	10:41:03.229	2:38.246	55.739	1:42.507					



Int. 52. Gaildorfer ADAC Motocross

Klasse 2 Youngster Cup

Auf der Wacht 1,650 Km

1. Race

06.09.2015 13:00

Race (25:00 and 2 Laps) started at 13:00:52

Pos	No.	Name	FNM	Nat/Hometown	Trademark	Entrant / Team	Laps	Total Tm	Diff	Best Tm	In Lap	Points
1	59	Nicholas Adams	ACU	GBR/ London	KAWASAKI	Monster Energy Kawasaki Elf Tea	16	30:21.822		1:51.675	14	25
2	81	Brian Hsu	DMSB	GER/ Cremona	SUZUKI	Team Rockstar Energy Suzuki Eu	16	30:23.949	2.127	1:53.101	4	22
3	83	Nathan Renkens	FMB	BEL/ momalle	KTM	WZ Racing	16	30:24.707	2.885	1:52.914	12	20
4	50	Cyrille Flury	FMS	SUI/ Leuzigen	KTM	Team marXparts by Motocenter t	16	30:37.850	16.028	1:53.662	3	18
5	77	Arminas Jasikonis	DMSB	LTU/ Balen	KAWASAKI	Monster Energy Kawasaki Elf Tea	16	30:39.580	17.758	1:53.818	11	16
6	831	Tomasz Wysocki	PZM	POL/ Chorzów	KTM	JD 191 KTM Racing Team	16	30:52.642	30.820	1:53.843	7	15
7	377	Martin Krc	ACCR	CZE/ Sternberk	KTM	SZA-STAV racing team	16	30:55.397	33.575	1:55.124	11	14
8	882	Iker Larrañaga Olanó	RFME	ESP/ Arinez	KTM	KTM Kosak Racing	16	30:55.893	34.071	1:53.906	3	13
9	298	Bas Vaessen	KNMV	NED/ Swalmen	SUZUKI	Team Rockstar Energy Suzuki Eu	16	31:02.607	40.785	1:53.734	7	12
10	278	Thomas Vermijl	FMB	BEL/ Helchteren	KTM	GPR Promo MX Team	16	31:11.275	49.453	1:55.601	3	11
11	778	Michael Sandner	OeAMTC	AUT/ Rainbach	HUSQVARNA	COFAIN Racing KTM	16	31:21.600	59.778	1:55.291	3	10
12	754	Nichlas Bjerregaard	DMU	DEN/ Nibe, Denmark	YAMAHA	Easy MX Yamaha Team	16	31:25.113	1:03.291	1:54.949	5	9
13	100	Stephan Büttner	DMSB	GER/ Schkölen	YAMAHA	TEAM Yamaha STC Racing	16	31:33.633	1:11.811	1:56.432	4	8
14	189	Mika Kordbarlag	DMSB	GER/ Schloß Holte- Stuke	KAWASAKI	Fastseats Kawasaki	16	31:38.056	1:16.234	1:56.888	11	7
15	226	Tom Koch	DMSB	GER/ Wormstedt	SUZUKI	ADAC Hessen-Thüringen MX Mas	16	31:40.178	1:18.356	1:56.769	15	6
16	94	Sven van der Mierder	KNMV	NED/ Valkenswaard	HUSQVARNA	Husqvarna-SKS Racing NL	16	31:42.891	1:21.069	1:56.475	11	5
17	179	Jaap Corneth	KNMV	NED/ Baarlo	KAWASAKI	-	16	31:43.419	1:21.597	1:56.951	16	4
18	800	Dmytro Asmanov	FMU	UKR/ Kijev	KAWASAKI	MEFO Sport Racing Team	16	31:45.778	1:23.956	1:57.018	11	3
19	102	Richard Sikyna	SMF	SVK/ Liesek	KTM	MX SLOVAKIA	16	31:48.735	1:26.913	1:57.047	7	2
20	411	Gabriel Chetnicki	PZM	POL/ Zebrydowice	KTM		16	31:49.802	1:27.980	1:56.778	16	1
21	378	Roy van Heugten	KNMV	NED/ Achterveld	KAWASAKI	Team Modiform	16	31:56.340	1:34.518	1:56.642	3	0
22	472	Glen Meier	DMU	DEN/ Trige	KTM	KTM Kosak Racing Team	16	32:01.498	1:39.676	1:56.723	10	0
23	899	Nils Gehrke	DMSB	GER/ Kaltenholzhausen	SUZUKI	Team AB-Racing by Suzuki Reine	16	32:12.739	1:50.917	1:58.405	15	0
24	194	Bryan Engelen	FMB	BEL/ Zonhoven	KTM	Team AID	16	32:17.668	1:55.846	1:58.506	5	0
25	126	Moritz Schittenhelm	DMSB	GER/ Urbach	KTM	KTM Alksom Race Factory / Mefo	15	30:26.939	1 Lap	1:58.463	5	0
26	315	Gianluca Ecca	DMSB	GER/ Alpen	SUZUKI	Team Castrol Power1 Suzuki Mot	15	30:32.274	1 Lap	1:58.736	6	0
27	116	Manuel Perkhofer	OeAMTC	AUT/ Rietz	KTM	KINI KTM Junior Pro Team	15	30:35.599	1 Lap	1:56.870	7	0
28	184	Marco König	DMSB	GER/ Ansbach	KTM	KTM Kosak Racing Team	15	30:39.285	1 Lap	1:59.367	5	0
29	204	Loris Freidig	FMS	SUI/ Sumiswald	KAWASAKI	HFour-MX Raceland	15	31:15.497	1 Lap	2:00.817	7	0
30	931	Marco Fleissig	DMSB	GER/ Dietenheim	KTM	KTM Kosak Racing Team	14	30:31.213	2 Laps	2:03.463	3	0

Not classified (75% = 12 Laps)

DNF	113	Joel van Mechelen	KNMV	NED/ Prinsenbeek	KTM	GPR Promo MX Team	13	26:52.222	DNF	1:58.213	9	0
DNF	347	Johannes Klein	OeAMTC	AUT/ Steyr	KTM	COFAIN Racing Team / KTM Zaur	11	22:40.616	DNF	1:58.291	10	0
DNF	137	Luca Bruggmann	FMS	SUI/ Balzers	YAMAHA	TEAM Yamaha STC Racing	9	17:57.020	DNF	1:54.912	3	0
DNF	538	Michael Kratzer	OeAMTC	AUT/ Anger	KAWASAKI	Team Damianik	9	18:55.613	DNF	1:58.583	4	0
DNF	334	Mathias Gryning	DMU	DEN/ Slagelse	SUZUKI	Kaduuz Racing	8	17:00.057	DNF	1:58.272	7	0
DNF	820	Dennis Wiemann	DMSB	GER/ Bocholt- Suderwick	SUZUKI	Team DIGA-Procross	7	14:18.363	DNF	2:00.865	4	0
DNF	297	Joey Rock	DMSB	GER/ Schnelldorf	KTM	Ferrotherm /JWD	6	15:57.096	DNF	2:02.633	4	0
DNF	318	Enzo Steffen	FMS	SUI/Onnens	HONDA	HFour-MX Raceland Team	2	4:09.860	DNF	2:04.744	2	0
DNF	17	Stefan Ekerold	DMSB	GER/ Weiskirchen	KTM	Bodo Schmidt Motorsport	2	4:10.711	DNF	2:15.762	2	0
DNF	54	Kevin Winkle	DMSB	GER/ Murrhardt	HUSQVARNA	MPS Racing	1	5:28.515	DNF		0	0

Announcements

These results are provisional until the conclusion of any judicial and technical matters!

Weather: cloudy 14 degrees, dry track

#50 holeshot

Live Timing smartphone: WLAN: TIMEKEEPING Browser: 192.168.50.20

Started: 40 Classified: 30 Not classified: 10

Margin of Victory	Ø km/h	Best Lap Tm	km/h	Best Lap by
2.127	52,168	1:51.675	53,190	59 - Nicholas Adams

Official Timing www.camp-company.de / www.motorsport-events.se

Orbits

Timekeeping Steffen Kirchhof:

Clerk of the course Michael Windmüller:

www.mylaps.com

Jury President Olaf Noack:

Reg. Nr MX 36/15

Licensed to: Camp Company

Printed: 06.09.2015 13:33:50

posted at:

h



Int. 52. Gaildorfer ADAC Motocross

Klasse 2 Youngster Cup

Auf der Wacht 1,650 Km

1.Race

06.09.2015 13:00

Race (25:00 and 2 Laps) started at 13:00:52

Lap	Time of Day	Lap Tm	S1 Tm	S2 Tm	Lap	Time of Day	Lap Tm	S1 Tm	S2 Tm
(820) Dennis Wiemann									
10	13:22:06.910	2:17.219	57.576	1:19.643	1	13:02:53.554			1:11.568
11	13:24:18.971	2:12.061	56.060	1:16.001	2	13:04:58.649	2:05.095	53.232	1:11.863
12	13:26:31.083	2:12.112	53.427	1:18.685	3	13:07:03.580	2:04.931	53.569	1:11.362
13	13:28:47.455	2:16.372	54.266	1:22.106	4	13:09:04.445	2:00.865	51.662	1:09.203
14	13:31:23.398	2:35.943	56.072	1:39.871	5	13:11:08.475	2:04.030	53.667	1:10.363
(113) Joel van Mechelen					6	13:13:09.597	2:01.122	52.902	1:08.220
1	13:02:55.404			1:12.527	7	13:15:10.548	2:00.951	52.703	1:08.248
2	13:04:58.858	2:03.454	52.309	1:11.145	(297) Joey Rock				
3	13:06:59.766	2:00.908	52.650	1:08.258	1	13:02:54.650			1:12.643
4	13:08:59.217	1:59.451	51.661	1:07.790	2	13:05:01.511	2:06.861	56.915	1:09.946
5	13:10:58.487	1:59.270	51.185	1:08.085	3	13:07:20.088	2:18.577	1:05.345	1:13.232
6	13:12:57.634	1:59.147	50.939	1:08.208	4	13:09:22.721	2:02.633	51.014	1:11.619
7	13:14:56.121	1:58.487	50.572	1:07.915	5	13:11:27.061	2:04.340	53.093	1:11.247
8	13:16:55.917	1:59.796	51.254	1:08.542	6	13:16:49.281	5:22.220	2:47.106	2:35.114
9	13:18:54.130	1:58.213	50.473	1:07.740	(318) Enzo Steffen				
10	13:20:52.343	1:58.213	50.620	1:07.593	1	13:02:57.301			1:13.434
11	13:22:55.668	2:03.325	55.155	1:08.170	2	13:05:02.045	2:04.744	53.242	1:11.502
12	13:25:27.433	2:31.765	51.540	1:40.225	(17) Stefan Ekerold				
13	13:27:44.407	2:16.974	1:01.866	1:15.108	1	13:02:47.134			1:09.434
(347) Johannes Klein					2	13:05:02.896	2:15.762	1:05.790	1:09.972
1	13:02:48.567			1:09.555	(54) Kevin Winkle				
2	13:04:58.065	2:09.498	59.870	1:09.628	1	13:06:20.700			4:40.197
3	13:06:57.005	1:58.940	51.556	1:07.384					
4	13:08:56.518	1:59.513	51.180	1:08.333					
5	13:10:55.379	1:58.861	50.752	1:08.109					
6	13:12:54.884	1:59.505	51.266	1:08.239					
7	13:14:54.375	1:59.491	51.442	1:08.049					
8	13:16:54.526	2:00.151	51.304	1:08.847					
9	13:18:53.092	1:58.566	50.992	1:07.574					
10	13:20:51.383	1:58.291	50.558	1:07.733					
11	13:23:32.801	2:41.418	1:22.213	1:19.205					
(137) Luca Bruggmann									
1	13:02:38.747			1:05.584					
2	13:04:35.472	1:56.725	50.069	1:06.656					
3	13:06:30.384	1:54.912	49.482	1:05.430					
4	13:08:28.015	1:57.631	50.638	1:06.993					
5	13:10:25.328	1:57.313	50.637	1:06.676					
6	13:12:22.835	1:57.507	50.213	1:07.294					
7	13:14:20.894	1:58.059	50.812	1:07.247					
8	13:16:18.577	1:57.683	50.147	1:07.536					
9	13:18:49.205	2:30.628	1:05.384	1:25.244					
(538) Michael Kratzer									
1	13:02:50.276			1:11.019					
2	13:04:50.284	2:00.008	51.861	1:08.147					
3	13:06:49.817	1:59.533	51.377	1:08.156					
4	13:08:48.400	1:58.583	50.221	1:08.362					
5	13:10:47.980	1:59.580	51.130	1:08.450					
6	13:12:50.178	2:02.198	52.882	1:09.316					
7	13:14:52.536	2:02.358	51.696	1:10.662					
8	13:16:59.702	2:07.166	52.763	1:14.403					
9	13:19:47.798	2:48.096	1:35.989	1:12.107					
(334) Mathias Gryning									
1	13:02:55.047			1:12.683					
2	13:04:57.284	2:02.237	52.791	1:09.446					
3	13:06:57.393	2:00.109	52.830	1:07.279					
4	13:08:57.584	2:00.191	52.406	1:07.785					
5	13:10:56.818	1:59.234	51.509	1:07.725					
6	13:12:56.361	1:59.543	51.935	1:07.608					
7	13:14:54.633	1:58.272	51.021	1:07.251					
8	13:17:52.242	2:57.609	52.209	2:05.400					

Int. 52. Gaildorfer ADAC Motocross

Lapchart

Klasse 2 Youngster Cup

Auf der Wacht 1,650 Km

1.Race

06.09.2015 13:00

Race (25:00 and 2 Laps) started at 13:00:52

Competitors	Laps	Laps															
		1	2	3	4	5	6	7	8	9	10	11	12	13	14	15	16
Brian Hsu (81)	1	81	81	81	81	81	81	81	81	81	81	81	81	81	81	59	59
Luca Bruggmann (137)	2	137	50	50	50	50	50	83	83	83	83	83	83	83	83	81	81
Cyrille Flury (50)	3	50	137	137	83	83	83	50	59	59	59	59	59	59	59	83	83
Martin Krc (377)	4	377	377	83	59	59	59	59	50	298	50	50	50	50	50	50	50
Nathan Renkens (83)	5	83	83	377	137	831	831	831	831	50	298	298	77	77	77	77	77
Bas Vaessen (298)	6	298	59	59	831	137	298	298	298	831	831	77	831	831	831	831	831
Nicholas Adams (59)	7	59	298	831	298	298	137	77	77	77	77	831	377	377	377	377	377
Arminas Jasikonis (77)	8	77	831	298	377	77	77	137	137	377	377	377	298	882	882	882	882
Tomasz Wysocki (831)	9	831	77	77	77	377	882	377	377	882	882	882	882	298	298	298	298
Thomas Vermijl (278)	10	278	882	882	882	882	377	278	278	278	278	278	278	278	278	278	278
Iker Larrañaga Olano (882)	11	882	278	278	278	754	278	882	882	778	778	778	778	778	778	778	778
Nichlas Bjerregaard (754)	12	754	754	754	754	278	378	378	778	100	100	100	100	754	754	754	754
Stefan Ekerold (17)	13	17	378	378	378	378	100	778	100	378	754	754	754	100	100	100	100
Roy van Heugten (378)	14	378	100	100	100	100	778	100	378	754	378	378	378	189	189	189	189
Johannes Klein (347)	15	347	538	778	778	778	754	754	754	189	189	189	189	94	226	226	226
Stephan Büttner (100)	16	100	778	538	538	538	116	116	189	102	102	94	94	226	94	94	94
Michael Kratzer (538)	17	538	226	226	226	116	102	102	102	800	94	102	226	800	800	800	179
Tom Koch (226)	18	226	116	116	116	102	189	189	800	94	800	800	800	179	179	179	800
Michael Sandner (778)	19	778	102	102	102	226	538	800	94	226	226	226	179	102	102	102	102
Dmytro Asmanov (800)	20	800	800	800	189	189	800	94	226	137	179	179	102	378	411	411	411
Manuel Perkhofer (116)	21	116	189	189	800	800	94	538	179	179	347	411	411	411	378	378	378
Richard Sikyna (102)	22	102	94	94	94	94	226	226	347	347	113	113	472	472	472	472	472
Dennis Wiemann (820)	23	820	334	347	347	347	347	179	113	113	411	472	194	194	194	899	899
Moritz Schittenhelm (126)	24	126	126	334	179	179	179	347	411	411	472	194	899	899	899	194	194
Sven van der Mierden (94)	25	94	347	179	334	334	334	334	538	472	194	899	126	126	126	126	126
Mika Kordbarlag (189)	26	189	820	113	113	113	113	113	194	194	899	315	315	315	315	315	315
Joey Rock (297)	27	297	179	126	126	126	126	411	472	126	315	126	116	116	116	116	116
Mathias Gryning (334)	28	334	113	194	194	194	411	194	126	315	126	116	184	184	184	184	184
Joel van Mechelen (113)	29	113	411	472	411	411	194	126	315	899	184	184	113	113	204	204	204
Glen Meier (472)	30	472	194	411	184	184	184	472	899	184	116	204	204	204	931		



Int. 52. Gaildorfer ADAC Motocross

Klasse 2 Youngster Cup

Auf der Wacht 1,650 Km

2.Race

06.09.2015 15:50

Race (25:00 and 2 Laps) started at 15:50:02

Pos	No.	Name	FNM	Nat/Hometown	Trademark	Entrant / Team	Laps	Total Tm	Diff	Best Tm	In Lap	Points
1	81	Brian Hsu	DMSB	GER/ Cremona	SUZUKI	Team Rockstar Energy Suzuki Eu	16	30:10.802		1:50.496	2	25
2	77	Arminas Jasikonis	DMSB	LTU/ Balen	KAWASAKI	Monster Energy Kawasaki Elf Tea	16	30:33.119	22.317	1:52.763	4	22
3	831	Tomasz Wysocki	PZM	POL/ Chorzów	KTM	JD 191 KTM Racing Team	16	30:37.321	26.519	1:54.261	5	20
4	83	Nathan Renkens	FMB	BEL/ momalle	KTM	WZ Racing	16	30:37.976	27.174	1:53.414	7	18
5	50	Cyrille Flury	FMS	SUI/ Leuzigen	KTM	Team marXparts by Motocenter t	16	30:42.831	32.029	1:53.578	7	16
6	298	Bas Vaessen	KNMV	NED/ Swalmen	SUZUKI	Team Rockstar Energy Suzuki Eu	16	30:50.476	39.674	1:54.503	15	15
7	882	Iker Larrañaga Olano	RFME	ESP/ Arinez	KTM	KTM Kosak Racing	16	30:55.567	44.765	1:54.280	6	14
8	100	Stephan Büttner	DMSB	GER/ Schkölen	YAMAHA	TEAM Yamaha STC Racing	16	31:01.419	50.617	1:54.843	16	13
9	59	Nicholas Adams	ACU	GBR/ London	KAWASAKI	Monster Energy Kawasaki Elf Tea	16	31:01.709	50.907	1:53.232	8	12
10	226	Tom Koch	DMSB	GER/ Wormstedt	SUZUKI	ADAC Hessen-Thüringen MX Mas	16	31:04.694	53.892	1:54.951	7	11
11	179	Jaap Corneth	KNMV	NED/ Baarlo	KAWASAKI	-	16	31:12.823	1:02.021	1:55.227	8	10
12	377	Martin Krc	ACCR	CZE/ Šternberk	KTM	SZA-STAV racing team	16	31:16.548	1:05.746	1:55.184	4	9
13	334	Mathias Gryning	DMU	DEN/ Slagelse	SUZUKI	Kaduuz Racing	16	31:20.885	1:10.083	1:56.017	10	8
14	778	Michael Sandner	OeAMTC	AUT/ Rainbach	HUSQVARNA	COFAIN Racing KTM	16	31:21.773	1:10.971	1:54.531	16	7
15	94	Sven van der Mierder	KNMV	NED/ Valkenswaard	HUSQVARNA	Husqvarna-SKS Racing NL	16	31:21.963	1:11.161	1:55.974	16	6
16	278	Thomas Vermijl	FMB	BEL/ Helchteren	KTM	GPR Promo MX Team	16	31:35.464	1:24.662	1:57.288	8	5
17	17	Stefan Ekerold	DMSB	GER/ Weiskirchen	KTM	Bodo Schmidt Motorsport	16	31:41.713	1:30.911	1:56.380	8	4
18	194	Bryan Engelen	FMB	BEL/ Zonhoven	KTM	Team AID	16	31:47.126	1:36.324	1:56.847	5	3
19	189	Mika Kordbarlag	DMSB	GER/ Schloß Holte- Stuke	KAWASAKI	Fastseats Kawasaki	16	31:48.568	1:37.766	1:56.611	5	2
20	411	Gabriel Chetnicki	PZM	POL/ Zebrydowice	KTM	-	16	31:52.213	1:41.411	1:56.737	9	1
21	538	Michael Kratzer	OeAMTC	AUT/ Anger	KAWASAKI	Team Damianik	16	31:53.046	1:42.244	1:57.208	9	0
22	102	Richard Sikyna	SMF	SVK/ Liesek	KTM	MX SLOVAKIA	16	31:53.564	1:42.762	1:57.033	13	0
23	318	Enzo Steffen	FMS	SUI/Onnens	HONDA	HFour-MX Raceland Team	16	31:56.765	1:45.963	1:57.480	5	0
24	472	Glen Meier	DMU	DEN/ Trige	KTM	KTM Kosak Racing Team	16	32:09.660	1:58.858	1:58.074	7	0
25	899	Nils Gehrke	DMSB	GER/ Kaltenholzhausen	SUZUKI	Team AB-Racing by Suzuki Reine	15	30:20.121	1 Lap	1:58.536	7	0
26	113	Joel van Mechelen	KNMV	NED/ Prinsenbeek	KTM	GPR Promo MX Team	15	30:25.683	1 Lap	1:58.816	13	0
27	184	Marco König	DMSB	GER/ Ansbach	KTM	KTM Kosak Racing Team	15	30:29.011	1 Lap	1:59.514	4	0
28	54	Kevin Winkle	DMSB	GER/ Murrhardt	HUSQVARNA	MPS Racing	15	30:31.399	1 Lap	1:58.725	7	0
29	820	Dennis Wiemann	DMSB	GER/ Bocholt- Suderwick	SUZUKI	Team DIGA-Procross	15	30:43.544	1 Lap	1:59.440	11	0
30	435	Sam Korneliusen	DMU	DEN/ aalborg sv	TM	KK TM Factory racing	15	30:47.680	1 Lap	2:01.058	9	0
31	378	Roy van Heugten	KNMV	NED/ Achterveld	KAWASAKI	Team Modiform	15	30:52.996	1 Lap	1:57.928	8	0
32	800	Dmytro Asmanov	FMU	UKR/ Kijev	KAWASAKI	MEFO Sport Racing Team	15	30:53.962	1 Lap	1:59.864	4	0
33	297	Joey Rock	DMSB	GER/ Schnelldorf	KTM	Ferrotherm /JWD	15	31:13.358	1 Lap	2:00.104	3	0
34	204	Loris Freidig	FMS	SUI/ Sumiswald	KAWASAKI	HFour-MX Raceland	15	31:31.419	1 Lap	2:01.138	5	0
35	931	Marco Fleissig	DMSB	GER/ Dietenheim	KTM	KTM Kosak Racing Team	15	31:56.782	1 Lap	2:03.329	4	0

Not classified (75% = 12 Laps)

DNF	347	Johannes Klein	OeAMTC	AUT/ Steyr	KTM	COFAIN Racing Team / KTM Zaur	12	24:28.077	DNF	2:00.060	8	0
DNF	137	Luca Bruggmann	FMS	SUI/ Balzers	YAMAHA	TEAM Yamaha STC Racing	10	20:27.002	DNF	1:54.743	8	0
DNF	126	Moritz Schittenhelm	DMSB	GER/ Urbach	KTM	KTM Alksom Race Factory / Mefo	9	19:18.014	DNF	2:01.362	3	0
DNF	754	Nichlas Bjerregaard	DMU	DEN/ Nibe, Denmark	YAMAHA	Easy MX Yamaha Team	7	13:55.474	DNF	1:54.336	4	0
DNF	116	Manuel Perkhof	OeAMTC	AUT/ Rietz	KTM	KINI KTM Junior Pro Team	6	13:10.412	DNF	2:00.526	5	0

Announcements

These results are provisional until the conclusion of any judicial and technical matters!

Weather: cloudy 14 degrees, dry track

Live Timing smartphone: WLAN: TIMEKEEPING Browser: 192.168.50.20

#831 holeshot

Started: 40 Classified: 35 Not classified: 5

Margin of Victory	Ø km/h	Best Lap Tm	km/h	Best Lap by
22.317	52,485	1:50.496	53,758	81 - Brian Hsu

Official Timing www.camp-company.de / www.motorsport-events.se

Orbits

Timekeeping Steffen Kirchhof:

Clerk of the course Michael Windmüller:

www.mylaps.com

Jury President Olaf Noack:

Reg. Nr MX 36/15

Licensed to: Camp Company

Printed: 06.09.2015 16:22:27

posted at:

h



Int. 52. Gaidorfer ADAC Motocross

Klasse 2 Youngster Cup

Auf der Wacht 1,650 Km

2. Race

06.09.2015 15:50

Race (25:00 and 2 Laps) started at 15:50:02

Lap	Time of Day	Lap Tm	S1 Tm	S2 Tm	Lap	Time of Day	Lap Tm	S1 Tm	S2 Tm
(81) Brian Hsu					(50) Cyrille Flury				
1	15:51:46.556			1:04.574	11	16:11:10.501	1:55.699	49.200	1:06.499
2	15:53:37.052	1:50.496	47.780	1:02.716	12	16:13:05.426	1:54.925	48.905	1:06.020
3	15:55:29.391	1:52.339	47.551	1:04.788	13	16:14:59.862	1:54.436	48.098	1:06.338
4	15:57:22.376	1:52.985	48.230	1:04.755	14	16:16:53.491	1:53.629	47.593	1:06.036
5	15:59:15.779	1:53.403	48.036	1:05.367	15	16:18:47.184	1:53.693	48.616	1:05.077
6	16:01:08.536	1:52.757	47.412	1:05.345	16	16:20:40.869	1:53.685	48.453	1:05.232
7	16:03:01.480	1:52.944	47.944	1:05.000	(77) Arminas Jasikonis				
8	16:04:53.748	1:52.268	47.818	1:04.450	1	15:51:51.299			1:06.466
9	16:06:46.771	1:53.023	47.751	1:05.272	2	15:53:45.369	1:54.070	48.715	1:05.355
10	16:08:40.124	1:53.353	47.651	1:05.702	3	15:55:38.996	1:53.627	48.396	1:05.231
11	16:10:34.011	1:53.887	48.274	1:05.613	4	15:57:31.759	1:52.763	47.714	1:05.049
12	16:12:28.858	1:54.847	48.580	1:06.267	5	15:59:24.935	1:53.176	48.770	1:04.406
13	16:14:23.988	1:55.130	48.978	1:06.152	6	16:01:18.695	1:53.760	48.340	1:05.420
14	16:16:19.322	1:55.334	49.069	1:06.265	7	16:03:13.622	1:54.927	48.641	1:06.286
15	16:18:16.842	1:57.520	50.014	1:07.506	8	16:05:07.483	1:53.861	47.868	1:05.993
16	16:20:13.695	1:56.853	48.777	1:08.076	9	16:07:01.185	1:53.702	47.920	1:05.782
(831) Tomasz Wysocki					10	16:08:55.575	1:54.390	48.206	1:06.184
1	15:51:51.299			1:06.466	11	16:10:51.497	1:55.922	48.556	1:07.366
2	15:53:45.369	1:54.070	48.715	1:05.355	12	16:12:48.196	1:56.699	49.229	1:07.470
3	15:55:38.996	1:53.627	48.396	1:05.231	13	16:14:43.225	1:55.029	48.813	1:06.216
4	15:57:31.759	1:52.763	47.714	1:05.049	14	16:16:39.366	1:56.141	48.903	1:07.238
5	15:59:24.935	1:53.176	48.770	1:04.406	15	16:18:37.884	1:58.518	50.427	1:08.091
6	16:01:18.695	1:53.760	48.340	1:05.420	16	16:20:36.012	1:58.128	49.973	1:08.155
(882) Iker Larrañaga Olano					1	15:51:54.017			1:08.506
1	15:51:54.017			1:08.506	2	15:53:50.248	1:56.231	49.109	1:07.122
2	15:53:50.248	1:56.231	49.109	1:07.122	3	15:55:45.813	1:55.565	49.241	1:06.324
3	15:55:45.813	1:55.565	49.241	1:06.324	4	15:57:43.123	1:57.310	48.947	1:08.363
4	15:57:43.123	1:57.310	48.947	1:08.363	5	15:59:39.627	1:56.504	49.262	1:07.242
5	15:59:39.627	1:56.504	49.262	1:07.242	6	16:01:34.742	1:55.115	48.891	1:06.224
6	16:01:34.742	1:55.115	48.891	1:06.224	7	16:03:30.758	1:56.016	49.635	1:06.381
7	16:03:30.758	1:56.016	49.635	1:06.381	8	16:05:26.578	1:55.820	49.377	1:06.443
8	16:05:26.578	1:55.820	49.377	1:06.443	9	16:07:21.568	1:54.990	48.793	1:06.197
9	16:07:21.568	1:54.990	48.793	1:06.197	10	16:09:16.765	1:55.197	48.820	1:06.377
10	16:09:16.765	1:55.197	48.820	1:06.377	11	16:11:11.792	1:55.027	48.534	1:06.493
11	16:11:11.792	1:55.027	48.534	1:06.493	12	16:13:08.665	1:56.873	49.322	1:07.551
12	16:13:08.665	1:56.873	49.322	1:07.551	13	16:15:04.554	1:55.889	49.211	1:06.678
13	16:15:04.554	1:55.889	49.211	1:06.678	14	16:17:01.663	1:57.109	48.887	1:08.222
14	16:17:01.663	1:57.109	48.887	1:08.222	15	16:18:56.166	1:54.503	47.942	1:06.561
15	16:18:56.166	1:54.503	47.942	1:06.561	16	16:20:53.369	1:57.203	49.197	1:08.006
16	16:20:53.369	1:57.203	49.197	1:08.006	(83) Nathan Renkens				
(831) Tomasz Wysocki					1	15:51:56.249			1:09.945
1	15:51:56.249			1:09.945	2	15:53:52.122	1:55.873	48.931	1:06.942
2	15:53:52.122	1:55.873	48.931	1:06.942	3	15:55:46.776	1:54.654	47.963	1:06.691
3	15:55:46.776	1:54.654	47.963	1:06.691	4	15:57:41.253	1:54.477	48.154	1:06.323
4	15:57:41.253	1:54.477	48.154	1:06.323	5	15:59:35.968	1:54.715	48.176	1:06.539
5	15:59:35.968	1:54.715	48.176	1:06.539	6	16:01:29.519	1:53.551	47.699	1:05.852
6	16:01:29.519	1:53.551	47.699	1:05.852	7	16:03:22.933	1:53.414	47.389	1:06.025
7	16:03:22.933	1:53.414	47.389	1:06.025	8	16:05:25.434	2:02.501	55.820	1:06.681
8	16:05:25.434	2:02.501	55.820	1:06.681	9	16:07:20.735	1:55.301	48.613	1:06.688
9	16:07:20.735	1:55.301	48.613	1:06.688	10	16:09:14.802	1:54.067	47.939	1:06.128
10	16:09:14.802	1:54.067	47.939	1:06.128	(100) Stephan Büttner				
(100) Stephan Büttner					1	15:51:58.063			1:10.442
1	15:51:58.063			1:10.442	2	15:53:55.675	1:57.612	49.591	1:08.021
2	15:53:55.675	1:57.612	49.591	1:08.021	3	15:55:52.320	1:56.645	48.850	1:07.795
3	15:55:52.320	1:56.645	48.850	1:07.795	4	15:57:48.345	1:56.025	49.290	1:06.735
4	15:57:48.345	1:56.025	49.290	1:06.735	(83) Nathan Renkens				
(83) Nathan Renkens					11	16:11:16.403	1:55.619	48.713	1:06.906
11	16:11:16.403	1:55.619	48.713	1:06.906	12	16:13:11.701	1:55.298	48.173	1:07.125
12	16:13:11.701	1:55.298	48.173	1:07.125	13	16:15:07.762	1:56.061	49.241	1:06.820
13	16:15:07.762	1:56.061	49.241	1:06.820	14	16:17:04.173	1:56.411	49.173	1:07.238
14	16:17:04.173	1:56.411	49.173	1:07.238	15	16:19:00.316	1:56.143	48.790	1:07.353
15	16:19:00.316	1:56.143	48.790	1:07.353	16	16:20:58.460	1:58.144	49.417	1:08.727
16	16:20:58.460	1:58.144	49.417	1:08.727	(83) Nathan Renkens				
(83) Nathan Renkens					13	16:15:07.762	1:56.061	49.241	1:06.820
13	16:15:07.762	1:56.061	49.241	1:06.820	14	16:17:04.173	1:56.411	49.173	1:07.238
14	16:17:04.173	1:56.411	49.173	1:07.238	15	16:19:00.316	1:56.143	48.790	1:07.353
15	16:19:00.316	1:56.143	48.790	1:07.353	16	16:20:58.460	1:58.144	49.417	1:08.727
16	16:20:58.460	1:58.144	49.417	1:08.727	(83) Nathan Renkens				

Official Timing www.camp-company.de / www.motorsport-events.se

Orbits

Timekeeping Steffen Kirchhof:

Clerk of the course Michael Windmüller:

Jury President Olaf Noack:

Reg. Nr MX 36/15

www.mylaps.com

Licensed to: Camp Company

Printed: 06.09.2015 16:26:49

posted at:

h

Page 1/6



Int. 52. Gaildorfer ADAC Motocross

Klasse 2 Youngster Cup

Auf der Wacht 1,650 Km

2. Race

06.09.2015 15:50

Race (25:00 and 2 Laps) started at 15:50:02

Lap	Time of Day	Lap Tm	S1 Tm	S2 Tm	Lap	Time of Day	Lap Tm	S1 Tm	S2 Tm
5	15:59:44.623	1:56.278	48.872	1:07.406					
6	16:01:40.668	1:56.045	48.547	1:07.498	(377) Martin Krc				
7	16:03:37.892	1:57.224	48.824	1:08.400	1	15:51:54.335			1:08.298
8	16:05:33.504	1:55.612	48.590	1:07.022	2	15:53:53.122	1:58.787	50.438	1:08.349
9	16:07:29.595	1:56.091	48.524	1:07.567	3	15:55:49.501	1:56.379	48.711	1:07.668
10	16:09:26.516	1:56.921	49.223	1:07.698	4	15:57:44.685	1:55.184	48.950	1:06.234
11	16:11:23.188	1:56.672	48.912	1:07.760	5	15:59:41.458	1:56.773	48.849	1:07.924
12	16:13:18.943	1:55.755	48.510	1:07.245	6	16:01:38.631	1:57.173	49.026	1:08.147
13	16:15:16.015	1:57.072	49.124	1:07.948	7	16:03:34.725	1:56.094	48.950	1:07.144
14	16:17:12.360	1:56.345	48.790	1:07.555	8	16:05:32.456	1:57.731	49.183	1:08.548
15	16:19:09.469	1:57.109	49.041	1:08.068	9	16:07:31.999	1:59.543	50.722	1:08.821
16	16:21:04.312	1:54.843	48.860	1:05.983	10	16:09:29.545	1:57.546	48.790	1:08.756
					11	16:11:28.390	1:58.845	50.101	1:08.744
					12	16:13:25.735	1:57.345	49.747	1:07.598
(59) Nicholas Adams					13	16:15:23.031	1:57.296	49.820	1:07.476
1	15:51:56.414			1:09.493	14	16:17:21.392	1:58.361	49.536	1:08.825
2	15:53:52.577	1:56.163	49.417	1:06.746	15	16:19:20.431	1:59.039	50.568	1:08.471
3	15:55:48.585	1:56.008	48.652	1:07.356	16	16:21:19.441	1:59.010	49.841	1:09.169
4	15:57:43.651	1:55.066	48.745	1:06.321					
5	15:59:37.793	1:54.142	48.328	1:05.814	(334) Mathias Gryning				
6	16:01:33.734	1:55.941	48.455	1:07.486	1	15:52:01.630			1:12.148
7	16:03:28.742	1:55.008	48.427	1:06.581	2	15:54:00.916	1:59.286	50.857	1:08.429
8	16:05:21.974	1:53.232	48.203	1:05.029	3	15:55:59.201	1:58.285	49.969	1:08.316
9	16:07:18.373	1:56.399	49.461	1:06.938	4	15:57:57.349	1:58.148	50.570	1:07.578
10	16:09:13.473	1:55.100	47.933	1:07.167	5	15:59:54.038	1:56.689	49.136	1:07.553
11	16:11:10.150	1:56.677	49.177	1:07.500	6	16:01:51.444	1:57.406	49.688	1:07.718
12	16:13:20.210	2:10.060	49.400	1:20.660	7	16:03:49.748	1:58.304	49.617	1:08.687
13	16:15:17.760	1:57.550	49.691	1:07.859	8	16:05:46.459	1:56.711	49.293	1:07.418
14	16:17:13.903	1:56.143	49.153	1:06.990	9	16:07:43.162	1:56.703	49.647	1:07.056
15	16:19:09.394	1:55.491	47.856	1:07.635	10	16:09:39.179	1:56.017	48.860	1:07.157
16	16:21:04.602	1:55.208	49.513	1:05.695	11	16:11:36.008	1:56.829	49.436	1:07.393
					12	16:13:32.713	1:56.705	49.250	1:07.455
(226) Tom Koch					13	16:15:30.513	1:57.800	49.562	1:08.238
1	15:51:59.422			1:10.844	14	16:17:29.512	1:58.999	50.405	1:08.594
2	15:53:57.703	1:58.281	50.734	1:07.547	15	16:19:26.665	1:57.153	49.451	1:07.702
3	15:55:56.832	1:59.129	50.237	1:08.892	16	16:21:23.778	1:57.113	50.096	1:07.017
4	15:57:52.954	1:56.122	48.824	1:07.298					
5	15:59:49.043	1:56.089	49.004	1:07.085	(778) Michael Sandner				
6	16:01:45.246	1:56.203	49.169	1:07.034	1	15:51:59.775			1:10.768
7	16:03:40.197	1:54.951	48.284	1:06.667	2	15:53:59.429	1:59.654	50.656	1:08.998
8	16:05:35.507	1:55.310	49.297	1:06.013	3	15:55:58.619	1:59.190	49.617	1:09.573
9	16:07:32.437	1:56.930	49.462	1:07.468	4	15:57:59.224	2:00.605	51.585	1:09.020
10	16:09:29.229	1:56.792	49.116	1:07.676	5	15:59:59.009	1:59.785	51.006	1:08.779
11	16:11:26.347	1:57.118	49.081	1:08.037	6	16:01:56.496	1:57.487	49.101	1:08.386
12	16:13:22.540	1:56.193	48.943	1:07.250	7	16:03:53.193	1:56.697	48.511	1:08.186
13	16:15:18.670	1:56.130	49.256	1:06.874	8	16:05:52.013	1:58.820	48.938	1:09.882
14	16:17:14.303	1:55.633	49.339	1:06.294	9	16:07:50.005	1:57.992	49.384	1:08.608
15	16:19:10.168	1:55.865	49.369	1:06.496	10	16:09:47.402	1:57.397	49.083	1:08.314
16	16:21:07.587	1:57.419	50.057	1:07.362	11	16:11:45.034	1:57.632	49.113	1:08.519
					12	16:13:41.110	1:56.076	48.737	1:07.339
(179) Jaap Corneth					13	16:15:37.896	1:56.786	49.360	1:07.426
1	15:51:59.068			1:10.984	14	16:17:34.235	1:56.339	48.671	1:07.668
2	15:53:57.357	1:58.289	50.210	1:08.079	15	16:19:30.135	1:55.900	48.792	1:07.108
3	15:55:54.982	1:57.625	49.648	1:07.977	16	16:21:24.666	1:54.531	48.187	1:06.344
4	15:57:52.130	1:57.148	48.963	1:08.185					
5	15:59:47.895	1:55.765	49.159	1:06.606	(94) Sven van der Mierden				
6	16:01:44.186	1:56.291	49.008	1:07.283	1	15:52:01.079			1:12.499
7	16:03:39.606	1:55.420	48.240	1:07.180	2	15:54:00.149	1:59.070	49.927	1:09.143
8	16:05:34.833	1:55.227	48.451	1:06.776	3	15:55:58.030	1:57.881	49.290	1:08.591
9	16:07:32.890	1:58.057	49.042	1:09.015	4	15:57:55.684	1:57.654	49.443	1:08.211
10	16:09:31.682	1:58.792	49.651	1:09.141	5	15:59:52.549	1:56.865	48.739	1:08.126
11	16:11:32.128	2:00.446	49.551	1:10.895	6	16:01:49.329	1:56.780	49.226	1:07.554
12	16:13:28.024	1:55.896	48.740	1:07.156	7	16:03:45.624	1:56.295	48.540	1:07.755
13	16:15:23.710	1:55.686	48.840	1:06.846	8	16:05:43.399	1:57.775	49.654	1:08.121
14	16:17:20.770	1:57.060	49.879	1:07.181	9	16:07:40.407	1:57.008	48.924	1:08.084
15	16:19:17.860	1:57.090	49.285	1:07.805	10	16:09:38.468	1:58.061	49.426	1:08.635
16	16:21:15.716	1:57.856	49.234	1:08.622					

S. Willig



Int. 52. Gaidorfer ADAC Motocross

Klasse 2 Youngster Cup

Auf der Wacht 1,650 Km

2.Race

06.09.2015 15:50

Race (25:00 and 2 Laps) started at 15:50:02

Lap	Time of Day	Lap Tm	S1 Tm	S2 Tm	Lap	Time of Day	Lap Tm	S1 Tm	S2 Tm
11	16:11:36.764	1:58.296	49.265	1:09.031	5	15:59:56.109	1:56.611	49.059	1:07.552
12	16:13:34.393	1:57.629	49.323	1:08.306	6	16:01:53.957	1:57.848	49.707	1:08.141
13	16:15:33.151	1:58.758	50.596	1:08.162	7	16:03:52.168	1:58.211	49.390	1:08.821
14	16:17:31.527	1:58.376	50.070	1:08.306	8	16:05:57.625	2:05.457	49.311	1:16.146
15	16:19:28.882	1:57.355	49.395	1:07.960	9	16:07:57.617	1:59.992	51.395	1:08.597
16	16:21:24.856	1:55.974	49.577	1:06.397	10	16:09:58.897	2:01.280	51.867	1:09.413
(278) Thomas Vermijl					11	16:11:57.552	1:58.655	50.360	1:08.295
1	15:51:57.423			1:10.340	12	16:13:56.464	1:58.912	50.091	1:08.821
2	15:53:56.418	1:58.995	49.324	1:09.671	13	16:15:53.924	1:57.460	49.054	1:08.406
3	15:55:57.247	2:00.829	51.212	1:09.617	14	16:17:53.311	1:59.387	49.687	1:09.700
4	15:57:54.978	1:57.731	49.437	1:08.294	15	16:19:52.242	1:58.931	49.900	1:09.031
5	15:59:53.582	1:58.604	48.711	1:09.893	16	16:21:51.461	1:59.219	50.306	1:08.913
6	16:01:50.916	1:57.334	48.865	1:08.469	(411) Gabriel Chetnicki				
7	16:03:48.767	1:57.851	48.893	1:08.958	1	15:52:08.348			1:14.013
8	16:05:46.055	1:57.288	48.643	1:08.645	2	15:54:10.406	2:02.058	51.870	1:10.188
9	16:07:43.882	1:57.827	49.181	1:08.646	3	15:56:10.785	2:00.379	51.517	1:08.862
10	16:09:41.229	1:57.347	48.865	1:08.482	4	15:58:11.591	2:00.806	50.497	1:10.309
11	16:11:38.868	1:57.639	49.459	1:08.180	5	16:00:11.129	1:59.538	50.396	1:09.142
12	16:13:38.224	1:59.356	49.874	1:09.482	6	16:02:10.596	1:59.467	50.356	1:09.111
13	16:15:36.345	1:58.121	49.756	1:08.365	7	16:04:08.802	1:58.206	49.855	1:08.351
14	16:17:36.641	2:00.296	49.171	1:11.125	8	16:06:07.549	1:58.747	49.900	1:08.847
15	16:19:36.472	1:59.831	49.871	1:09.960	9	16:08:04.286	1:56.737	49.127	1:07.610
16	16:21:38.357	2:01.885	50.149	1:11.736	10	16:10:02.090	1:57.804	49.710	1:08.094
(17) Stefan Ekerold					11	16:12:01.044	1:58.954	50.349	1:08.605
1	15:52:06.013			1:14.456	12	16:14:00.052	1:59.008	50.192	1:08.816
2	15:54:08.815	2:02.802	52.122	1:10.680	13	16:15:58.236	1:58.184	49.761	1:08.423
3	15:56:09.212	2:00.397	50.424	1:09.973	14	16:17:57.698	1:59.462	50.782	1:08.680
4	15:58:08.263	1:59.051	50.187	1:08.864	15	16:19:56.481	1:58.783	49.998	1:08.785
5	16:00:06.275	1:58.012	49.438	1:08.574	16	16:21:55.106	1:58.625	49.792	1:08.833
6	16:02:04.421	1:58.146	50.176	1:07.970	(538) Michael Kratzer				
7	16:04:01.137	1:56.716	48.711	1:08.005	1	15:52:03.474			1:13.772
8	16:05:57.517	1:56.380	48.923	1:07.457	2	15:54:05.386	2:01.912	51.787	1:10.125
9	16:07:55.496	1:57.979	49.610	1:08.369	3	15:56:06.175	2:00.789	50.699	1:10.090
10	16:09:53.105	1:57.609	49.689	1:07.920	4	15:58:05.145	1:58.970	49.830	1:09.140
11	16:11:51.030	1:57.925	49.340	1:08.585	5	16:00:05.903	2:00.758	51.013	1:09.745
12	16:13:48.066	1:57.036	49.322	1:07.714	6	16:02:07.502	2:01.599	51.002	1:10.597
13	16:15:45.388	1:57.322	49.568	1:07.754	7	16:04:07.592	2:00.090	49.650	1:10.440
14	16:17:43.643	1:58.255	50.035	1:08.220	8	16:06:06.357	1:58.765	49.246	1:09.519
15	16:19:43.162	1:59.519	50.271	1:09.248	9	16:08:03.565	1:57.208	49.421	1:07.787
16	16:21:44.606	2:01.444	50.803	1:10.641	10	16:10:01.666	1:58.101	49.342	1:08.759
(194) Bryan Engelen					11	16:12:02.111	2:00.445	49.822	1:10.623
1	15:52:02.112			1:12.372	12	16:14:01.301	1:59.190	49.840	1:09.350
2	15:54:02.825	2:00.713	51.147	1:09.566	13	16:15:59.906	1:58.605	49.168	1:09.437
3	15:56:01.604	1:58.779	49.587	1:09.192	14	16:17:58.860	1:58.954	50.026	1:08.928
4	15:58:00.489	1:58.885	50.463	1:08.422	15	16:19:57.096	1:58.236	49.796	1:08.440
5	15:59:57.336	1:56.847	48.865	1:07.982	16	16:21:55.939	1:58.843	50.572	1:08.271
6	16:01:55.447	1:58.111	49.133	1:08.978	(102) Richard Sikyna				
7	16:03:55.832	2:00.385	51.321	1:09.064	1	15:52:07.214			1:14.927
8	16:05:54.688	1:58.856	49.865	1:08.991	2	15:54:10.579	2:03.365	52.054	1:11.311
9	16:07:53.189	1:58.501	49.829	1:08.672	3	15:56:10.999	2:00.420	51.139	1:09.281
10	16:09:51.678	1:58.489	49.386	1:09.103	4	15:58:12.210	2:01.211	51.598	1:09.613
11	16:11:50.291	1:58.613	49.647	1:08.966	5	16:00:12.014	1:59.804	50.585	1:09.219
12	16:13:50.318	2:00.027	50.602	1:09.425	6	16:02:12.535	2:00.521	51.566	1:08.955
13	16:15:49.437	1:59.119	49.519	1:09.600	7	16:04:10.507	1:57.972	50.063	1:07.909
14	16:17:48.816	1:59.379	49.794	1:09.585	8	16:06:08.468	1:57.961	49.537	1:08.424
15	16:19:48.501	1:59.685	49.615	1:10.070	9	16:08:05.984	1:57.516	49.432	1:08.084
16	16:21:50.019	2:01.518	50.865	1:10.653	10	16:10:03.348	1:57.364	49.214	1:08.150
(189) Mika Kordbarlag					11	16:12:02.599	1:59.251	50.091	1:09.160
1	15:52:01.312			1:12.254	12	16:14:04.299	2:01.700	50.024	1:11.676
2	15:54:02.127	2:00.815	51.242	1:09.573	13	16:16:01.332	1:57.033	49.327	1:07.706
3	15:56:00.936	1:58.809	49.476	1:09.333	14	16:18:00.244	1:58.912	49.272	1:09.640
4	15:57:59.498	1:58.562	50.616	1:07.946	15	16:19:57.992	1:57.748	49.263	1:08.485
					16	16:21:56.457	1:58.465	49.975	1:08.490



Int. 52. Gaildorfer ADAC Motocross

Klasse 2 Youngster Cup

Auf der Wacht 1,650 Km

2.Race

06.09.2015 15:50

Race (25:00 and 2 Laps) started at 15:50:02

Lap	Time of Day	Lap Tm	S1 Tm	S2 Tm	Lap	Time of Day	Lap Tm	S1 Tm	S2 Tm
(318) Enzo Steffen									
1	15:52:03.680			1:13.181	12	16:14:28.821	2:00.096	51.240	1:08.856
2	15:54:06.692	2:03.012	53.593	1:09.419	13	16:16:27.637	1:58.816	50.546	1:08.270
3	15:56:06.628	1:59.936	51.248	1:08.688	14	16:18:28.280	2:00.643	49.884	1:10.759
4	15:58:05.475	1:58.847	50.445	1:08.402	15	16:20:28.576	2:00.296	50.233	1:10.063
5	16:00:02.955	1:57.480	49.826	1:07.654	(184) Marco König				
6	16:02:01.893	1:58.938	49.772	1:09.166	1	15:52:09.307			1:14.807
7	16:03:59.983	1:58.090	50.002	1:08.088	2	15:54:13.789	2:04.482	53.385	1:11.097
8	16:06:00.078	2:00.095	50.526	1:09.569	3	15:56:13.797	2:00.008	50.438	1:09.570
9	16:07:59.648	1:59.570	50.041	1:09.529	4	15:58:13.311	1:59.514	50.188	1:09.326
10	16:10:00.770	2:01.122	51.334	1:09.788	5	16:00:12.948	1:59.637	50.879	1:08.758
11	16:11:59.641	1:58.871	50.362	1:08.509	6	16:02:13.803	2:00.855	51.036	1:09.819
12	16:13:58.926	1:59.285	50.555	1:08.730	7	16:04:14.385	2:00.582	50.899	1:09.683
13	16:15:57.507	1:58.581	49.544	1:09.037	8	16:06:15.820	2:01.435	51.307	1:10.128
14	16:17:59.989	2:02.482	51.982	1:10.500	9	16:08:18.015	2:02.195	51.371	1:10.824
15	16:20:00.155	2:00.166	50.893	1:09.273	10	16:10:19.121	2:01.106	50.838	1:10.268
16	16:21:59.658	1:59.503	49.845	1:09.658	11	16:12:20.770	2:01.649	51.976	1:09.673
(472) Glen Meier									
1	15:52:07.915			1:15.580	12	16:14:22.289	2:01.519	51.500	1:10.019
2	15:54:11.925	2:04.010	53.271	1:10.739	13	16:16:25.863	2:03.574	51.684	1:11.890
3	15:56:12.053	2:00.128	50.931	1:09.197	14	16:18:28.810	2:02.947	50.675	1:12.272
4	15:58:12.805	2:00.752	49.856	1:10.896	15	16:20:31.904	2:03.094	52.586	1:10.508
5	16:00:14.132	2:01.327	51.819	1:09.508	(54) Kevin Winkle				
6	16:02:14.544	2:00.412	50.407	1:10.005	1	15:52:06.018			1:12.678
7	16:04:12.618	1:58.074	49.912	1:08.162	2	15:54:07.831	2:01.813	52.059	1:09.754
8	16:06:11.928	1:59.310	50.354	1:08.956	3	15:56:08.465	2:00.634	50.965	1:09.669
9	16:08:11.557	1:59.629	50.938	1:08.691	4	15:58:08.717	2:00.252	50.255	1:09.997
10	16:10:13.308	2:01.751	52.416	1:09.335	5	16:00:08.408	1:59.691	50.494	1:09.197
11	16:12:11.632	1:58.324	50.087	1:08.237	6	16:02:09.129	2:00.721	50.841	1:09.880
12	16:14:10.026	1:58.394	50.464	1:07.930	7	16:04:07.854	1:58.725	49.921	1:08.804
13	16:16:09.429	1:59.403	50.148	1:09.255	8	16:06:10.276	2:02.422	50.954	1:11.468
14	16:18:07.732	1:58.303	49.923	1:08.380	9	16:08:12.727	2:02.451	51.603	1:10.848
15	16:20:07.037	1:59.305	49.900	1:09.405	10	16:10:16.764	2:04.037	51.920	1:12.117
16	16:22:12.553	2:05.516	50.778	1:14.738	11	16:12:18.636	2:01.872	51.351	1:10.521
(899) Nils Gehrke									
1	15:52:08.021			1:15.060	12	16:14:20.842	2:02.206	51.861	1:10.345
2	15:54:09.591	2:01.570	51.514	1:10.056	13	16:16:25.260	2:04.418	52.707	1:11.711
3	15:56:09.923	2:00.332	50.783	1:10.269	14	16:18:27.799	2:02.539	51.127	1:11.412
4	15:58:10.941	2:01.018	50.749	1:10.269	15	16:20:34.292	2:06.493	52.900	1:13.593
5	16:00:11.079	2:00.138	50.623	1:09.515	(820) Dennis Wiemann				
6	16:02:11.774	2:00.695	51.815	1:08.880	1	15:52:09.270			1:15.338
7	16:04:10.310	1:58.536	50.123	1:08.413	2	15:54:17.035	2:07.765	52.462	1:15.303
8	16:06:11.118	2:00.808	52.020	1:08.788	3	15:56:19.666	2:02.631	52.735	1:09.896
9	16:08:11.069	1:59.951	50.759	1:09.192	4	15:58:21.259	2:01.593	51.031	1:10.562
10	16:10:11.159	2:00.090	50.985	1:09.105	5	16:00:21.612	2:00.353	50.684	1:09.669
11	16:12:11.830	2:00.671	49.952	1:10.719	6	16:02:24.327	2:02.715	51.535	1:11.180
12	16:14:14.397	2:02.567	52.645	1:09.922	7	16:04:27.380	2:03.053	51.268	1:11.785
13	16:16:18.161	2:03.764	51.663	1:12.101	8	16:06:28.822	2:01.442	51.311	1:10.131
14	16:18:19.210	2:01.049	52.428	1:08.621	9	16:08:31.039	2:02.217	51.021	1:11.196
15	16:20:23.014	2:03.804	50.453	1:13.351	10	16:10:34.290	2:03.251	51.258	1:11.993
(113) Joel van Mechelen									
1	15:52:05.770			1:13.138	11	16:12:33.730	1:59.440	50.841	1:08.599
2	15:54:09.154	2:03.384	52.654	1:10.730	12	16:14:34.337	2:00.607	51.729	1:08.878
3	15:56:22.129	2:12.975	1:03.166	1:09.809	13	16:16:37.316	2:02.979	51.007	1:11.972
4	15:58:22.813	2:00.684	50.940	1:09.744	14	16:18:40.281	2:02.965	53.178	1:09.787
5	16:00:22.191	1:59.378	50.689	1:08.689	15	16:20:46.437	2:06.156	53.055	1:13.101
6	16:02:21.914	1:59.723	50.720	1:09.003	(435) Sam Korneliussen				
7	16:04:29.046	2:07.132	50.855	1:16.277	1	15:52:10.419			1:14.736
8	16:06:29.637	2:00.591	50.943	1:09.648	2	15:54:16.409	2:05.990	54.078	1:11.912
9	16:08:28.528	1:58.891	50.208	1:08.683	3	15:56:20.268	2:03.859	52.585	1:11.274
10	16:10:29.123	2:00.595	51.018	1:09.577	4	15:58:24.893	2:04.625	52.512	1:12.113
11	16:12:28.725	1:59.602	50.713	1:08.889	5	16:00:26.837	2:01.944	51.241	1:10.703
					6	16:02:30.196	2:03.359	51.844	1:11.515
					7	16:04:31.823	2:01.627	50.878	1:10.749
					8	16:06:33.719	2:01.896	51.589	1:10.307
					9	16:08:34.777	2:01.058	50.973	1:10.085

Int. 52. Gaildorfer ADAC Motocross

Klasse 2 Youngster Cup

Auf der Wacht 1,650 Km

2.Race

06.09.2015 15:50

Race (25:00 and 2 Laps) started at 15:50:02

Lap	Time of Day	Lap Tm	S1 Tm	S2 Tm	Lap	Time of Day	Lap Tm	S1 Tm	S2 Tm
10	16:10:38.627	2:03.850	51.916	1:11.934	8	16:06:35.340	2:08.672	53.270	1:15.402
11	16:12:39.787	2:01.160	50.719	1:10.441	9	16:08:41.754	2:06.414	52.865	1:13.549
12	16:14:40.862	2:01.075	51.307	1:09.768	10	16:10:47.507	2:05.753	51.998	1:13.755
13	16:16:43.524	2:02.662	52.630	1:10.032	11	16:12:56.912	2:09.405	52.200	1:17.205
14	16:18:45.987	2:02.463	50.719	1:11.744	12	16:15:05.537	2:08.625	53.534	1:15.091
15	16:20:50.573	2:04.586	52.753	1:11.833	13	16:17:14.086	2:08.549	53.679	1:14.870
(378) Roy van Heugten					14	16:19:24.883	2:10.797	54.925	1:15.872
1	15:52:02.832			1:12.292	15	16:21:34.312	2:09.429	53.779	1:15.650
2	15:54:56.955	2:54.123	51.819	2:02.304	(931) Marco Fleissig				
3	15:56:57.302	2:00.347	50.696	1:09.651	1	15:52:10.521			1:15.909
4	15:58:56.771	1:59.469	50.818	1:08.651	2	15:54:15.076	2:04.555	52.732	1:11.823
5	16:00:55.902	1:59.131	50.471	1:08.660	3	15:56:18.911	2:03.835	52.674	1:11.161
6	16:02:56.128	2:00.226	50.104	1:10.122	4	15:58:22.240	2:03.329	51.513	1:11.816
7	16:04:55.381	1:59.253	50.121	1:09.132	5	16:00:26.553	2:04.313	51.752	1:12.561
8	16:06:53.309	1:57.928	49.778	1:08.150	6	16:02:32.442	2:05.889	52.204	1:13.685
9	16:08:52.321	1:59.012	50.017	1:08.995	7	16:04:36.602	2:04.160	51.912	1:12.248
10	16:10:52.529	2:00.208	50.222	1:09.986	8	16:06:43.780	2:07.178	52.717	1:14.461
11	16:12:53.397	2:00.868	50.584	1:10.284	9	16:08:49.399	2:05.619	52.582	1:13.037
12	16:14:52.902	1:59.505	50.761	1:08.744	10	16:11:00.526	2:11.127	53.344	1:17.783
13	16:16:52.613	1:59.711	50.429	1:09.282	11	16:13:13.096	2:12.570	53.368	1:19.202
14	16:18:53.726	2:01.113	52.196	1:08.917	12	16:15:27.712	2:14.616	53.048	1:21.568
15	16:20:55.889	2:02.163	51.439	1:10.724	13	16:17:42.519	2:14.807	56.301	1:18.506
(800) Dmytro Asmanov					14	16:19:51.120	2:08.601	54.208	1:14.393
1	15:52:04.506			1:13.238	15	16:21:59.675	2:08.555	52.205	1:16.350
2	15:54:38.190	2:33.684	1:20.933	1:12.751	(347) Johannes Klein				
3	15:56:39.722	2:01.532	51.498	1:10.034	1	15:52:08.895			1:14.296
4	15:58:39.586	1:59.864	51.287	1:08.577	2	15:54:12.746	2:03.851	53.091	1:10.760
5	16:00:40.554	2:00.968	51.809	1:09.159	3	15:56:16.023	2:03.277	52.309	1:10.968
6	16:02:41.797	2:01.243	51.104	1:10.139	4	15:58:18.294	2:02.271	51.094	1:11.177
7	16:04:42.152	2:00.355	50.672	1:09.683	5	16:00:19.432	2:01.138	50.881	1:10.257
8	16:06:42.461	2:00.309	50.769	1:09.540	6	16:02:20.379	2:00.947	50.582	1:10.365
9	16:08:44.194	2:01.733	51.522	1:10.211	7	16:04:22.024	2:01.645	50.340	1:11.305
10	16:10:44.986	2:00.792	51.466	1:09.326	8	16:06:22.084	2:00.060	50.089	1:09.971
11	16:12:45.804	2:00.818	50.912	1:09.906	9	16:08:22.260	2:00.176	50.700	1:09.476
12	16:14:46.791	2:00.987	51.617	1:09.370	10	16:10:23.110	2:00.850	50.618	1:10.232
13	16:16:49.165	2:02.374	51.031	1:11.343	11	16:12:24.133	2:01.023	51.301	1:09.722
14	16:18:52.408	2:03.243	51.284	1:11.959	12	16:14:30.970	2:06.837	50.375	1:16.462
15	16:20:56.855	2:04.447	54.064	1:10.383	(137) Luca Bruggmann				
(297) Joey Rock					1	15:51:58.753			1:10.655
1	15:52:02.724			1:12.546	2	15:53:56.979	1:58.226	49.722	1:08.504
2	15:54:04.604	2:01.880	51.445	1:10.435	3	15:55:53.691	1:56.712	49.547	1:07.165
3	15:56:04.708	2:00.104	50.485	1:09.619	4	15:57:50.306	1:56.615	48.991	1:07.624
4	15:58:07.486	2:02.778	50.132	1:12.646	5	15:59:45.330	1:55.024	48.219	1:06.805
5	16:00:10.397	2:02.911	52.139	1:10.772	6	16:01:41.459	1:56.129	48.685	1:07.444
6	16:02:33.421	2:23.024	51.843	1:31.181	7	16:03:37.174	1:55.715	48.507	1:07.208
7	16:04:36.948	2:03.527	52.212	1:11.315	8	16:05:31.917	1:54.743	48.113	1:06.630
8	16:06:40.417	2:03.469	51.973	1:11.496	9	16:07:30.389	1:58.472	48.576	1:09.896
9	16:08:47.051	2:06.634	53.408	1:13.226	10	16:10:29.895	2:59.506	1:05.752	1:53.754
10	16:10:51.126	2:04.075	52.605	1:11.470	(126) Moritz Schittenhelm				
11	16:12:56.330	2:05.204	53.367	1:11.837	1	15:52:04.141			1:12.904
12	16:15:00.309	2:03.979	51.757	1:12.222	2	15:54:06.126	2:01.985	51.626	1:10.359
13	16:17:04.971	2:04.662	52.857	1:11.805	3	15:56:07.488	2:01.362	50.837	1:10.525
14	16:19:12.608	2:07.637	51.105	1:16.532	4	15:58:11.159	2:03.671	51.776	1:11.895
15	16:21:16.251	2:03.643	51.731	1:11.912	5	16:00:16.573	2:05.414	53.851	1:11.563
(204) Loris Freidig					6	16:02:19.687	2:03.114	51.906	1:11.208
1	15:52:08.634			1:15.246	7	16:04:28.535	2:08.848	54.368	1:14.480
2	15:54:14.424	2:05.790	53.818	1:11.972	8	16:06:39.867	2:11.332	53.991	1:17.341
3	15:56:17.609	2:03.185	51.995	1:11.190	9	16:09:20.907	2:41.040	1:06.661	1:34.379
4	15:58:19.286	2:01.677	50.948	1:10.729	(754) Nichlas Bjerregaard				
5	16:00:20.424	2:01.138	51.474	1:09.664	1	15:51:53.402			1:07.651
6	16:02:22.741	2:02.317	51.242	1:11.075	2	15:53:49.247	1:55.845	48.871	1:06.974
7	16:04:26.668	2:03.927	51.825	1:12.102					



Int. 52. Gaildorfer ADAC Motocross

Klasse 2 Youngster Cup

Auf der Wacht 1,650 Km

2.Race

06.09.2015 15:50

Race (25:00 and 2 Laps) started at 15:50:02

Lap	Time of Day	Lap Tm	S1 Tm	S2 Tm	Lap	Time of Day	Lap Tm	S1 Tm	S2 Tm
3	15:55:45.323	1:56.076	48.836	1:07.240					
4	15:57:39.659	1:54.336	48.310	1:06.026					
5	15:59:34.702	1:55.043	48.476	1:06.567					
6	16:01:32.254	1:57.552	49.337	1:08.215					
7	16:03:58.367	2:26.113	50.063	1:36.050					

(116) Manuel Perkhofer

1	15:52:05.180			1:13.405
2	15:54:07.007	2:01.827	51.606	1:10.221
3	15:56:08.317	2:01.310	51.722	1:09.588
4	15:58:10.130	2:01.813	51.459	1:10.354
5	16:00:10.656	2:00.526	51.422	1:09.104
6	16:03:13.305	3:02.649	51.363	2:11.286

Int. 52. Gaildorfer ADAC Motocross

Lapchart

Klasse 2 Youngster Cup

Auf der Wacht 1,650 Km

2.Race

06.09.2015 15:50

Race (25:00 and 2 Laps) started at 15:50:02

Competitors	Laps	Laps															
		1	2	3	4	5	6	7	8	9	10	11	12	13	14	15	16
Brian Hsu (81)	1	81	81	81	81	81	81	81	81	81	81	81	81	81	81	81	81
Tomasz Wysocki (831)	2	831	831	831	77	77	77	77	77	77	77	77	77	77	77	77	77
Arminas Jasikonis (77)	3	77	77	77	831	831	831	831	831	831	831	831	831	831	831	831	831
Nichlas Bjerregaard (754)	4	754	754	754	754	754	83	83	50	50	50	50	50	83	83	83	83
Bas Vaessen (298)	5	298	298	298	83	83	50	50	59	59	59	59	83	50	50	50	50
Martin Krc (377)	6	377	50	83	50	50	754	59	83	83	83	83	298	298	298	298	298
Cyrille Flury (50)	7	50	83	50	298	59	59	298	298	298	298	298	882	882	882	882	882
Iker Larrañaga Olano (882)	8	882	59	59	59	298	298	882	882	882	882	882	100	100	100	59	100
Nathan Renkens (83)	9	83	377	377	377	377	882	377	137	100	100	100	59	59	59	100	59
Nicholas Adams (59)	10	59	882	882	882	882	377	137	377	137	226	226	226	226	226	226	226
Thomas Vermijl (278)	11	278	100	100	100	100	100	100	377	377	377	377	377	377	179	179	179
Stephan Büttner (100)	12	100	278	137	137	137	137	179	179	226	179	179	179	179	377	377	377
Luca Bruggmann (137)	13	137	137	179	179	179	179	226	226	179	94	334	334	334	334	334	334
Jaap Corneth (179)	14	179	179	226	226	226	226	94	94	94	334	94	94	94	94	94	778
Tom Koch (226)	15	226	226	278	278	94	94	278	278	334	278	278	278	278	778	778	94
Michael Sandner (778)	16	778	778	94	94	278	278	334	334	278	778	778	778	778	278	278	278
Sven van der Mierden (94)	17	94	94	778	334	334	334	189	778	778	194	194	17	17	17	17	17
Mika Kordbarlag (189)	18	189	334	334	778	189	189	778	194	194	17	17	194	194	194	194	194
Mathias Gryning (334)	19	334	189	189	189	194	194	194	17	17	189	189	189	189	189	189	189
Bryan Engelen (194)	20	194	194	194	194	778	778	754	189	189	318	318	318	318	411	411	411
Joey Rock (297)	21	297	297	297	538	318	318	318	318	318	538	411	411	411	538	538	538
Roy van Heugten (378)	22	378	538	538	318	538	17	17	538	538	411	538	538	538	318	102	102
Michael Kratzer (538)	23	538	126	318	297	17	538	538	411	411	102	102	102	102	102	318	318
Enzo Steffen (318)	24	318	318	126	17	54	54	54	102	102	899	472	472	472	472	472	472
Moritz Schittenhelm (126)	25	126	116	116	54	297	411	411	54	899	472	899	899	899	899	899	899
Dmytro Asmanov (800)	26	800	54	54	116	116	899	899	899	472	54	54	54	54	54	113	113
Manuel Perkhofer (116)	27	116	17	17	899	899	102	102	472	54	184	184	184	184	113	184	184
Joel van Mechelen (113)	28	113	113	899	126	411	184	472	184	184	347	347	113	113	184	54	54
Stefan Ekerold (17)	29	17	899	411	411	102	472	184	347	347	113	113	347	820	820	820	820
Kevin Winkle (54)	30	54	411	102	102	184	126	347	820	113	137	820	820	435	435	435	435

**ADAC MX MASTERS 2015 Int. 52. Gaildorf 05. - 06. September 2015****MX Youngster Cup**

Track length: 1.650 m

Eventresults Gaildorf

Pos.	No.	Name	Nat./Hometown	Trademark	Entrant / Team	Race 1		Race 2		total Points
						Points	Pos	Points	Pos	
1	81	Hsu, Brian	GER/ Cremona	SUZUKI	Team Rockstar Energy Suzuki Europe	22	2	25	1	47
2	77	Jasikonis, Arminas	LTU/ Balen	KAWASAKI	Monster Energy Kawasaki Elf Team Pfeil	16	5	22	2	38
3	83	Renkens, Nathan	BEL/ momalle	KTM	WZ Racing	20	3	18	4	38
4	59	Adams, Nicholas	GBR/ London	KAWASAKI	Monster Energy Kawasaki Elf Team Pfeil	25	1	12	9	37
5	831	Wysocki, Tomasz	POL/ Chorzów	KTM	JD 191 KTM Racing Team	15	6	20	3	35
6	50	Flury, Cyrille	SUI/ Leuzigen	KTM	Team marXparts by Motocenter Hegau	18	4	16	5	34
7	298	Vaessen, Bas	NED/ Swalmen	SUZUKI	Team Rockstar Energy Suzuki Europe	12	9	15	6	27
8	882	Larrañaga Olano, Iker	ESP/ Arinez	KTM	KTM Kosak Racing	13	8	14	7	27
9	377	Krc, Martin	CZE/ Šternberk	KTM	SZA-STAV racing team	14	7	9	12	23
10	100	Büttner, Stephan	GER/ Schkölen	YAMAHA	TEAM Yamaha STC Racing	8	13	13	8	21
11	226	Koch, Tom	GER/ Wormstedt	SUZUKI	ADAC Hessen-Thüringen MX Masters Rookie	6	15	11	10	17
12	778	Sandner, Michael	AUT/ Rainbach	HUSQVARNA	COFAIN Racing KTM	10	11	7	14	17
13	278	Vermijl, Thomas	BEL/ Helchteren	KTM	GPR Promo MX Team	11	10	5	16	16
14	179	Corneth, Jaap	NED/ Baarlo	KAWASAKI	-	4	17	10	11	14
15	94	van der Mierden, Sven	NED/ Valkenswaard	HUSQVARNA	Husqvarna-SKS Racing NL	5	16	6	15	11
16	189	Kordbarlag, Mika	GER/ Schloß Holte- Stuken	KAWASAKI	Fastseats Kawasaki	7	14	2	19	9
17	754	Bjerregaard, Nichlas	DEN/ Nibe, Denmark	YAMAHA	Easy MX Yamaha Team	9	12	0	DNF	9
18	334	Gryning, Mathias	DEN/ Slagelse	SUZUKI	Kaduuz Racing	0	DNF	8	13	8
19	17	Ekerold, Stefan	GER/ Weiskirchen	KTM	Bodo Schmidt Motorsport	0	DNF	4	17	4
20	194	Engelen, Bryan	BEL/ Zonhoven	KTM	Team AID	0	24	3	18	3
21	800	Asmanov, Dmytro	UKR/ Kijev	KAWASAKI	MEFO Sport Racing Team	3	18	0	32	3
22	411	Chetnicki, Gabriel	POL/ Zebrydowice	KTM		1	20	1	20	2
23	102	Sikyna, Richard	SVK/ Liesek	KTM	MX SLOVAKIA	2	19	0	22	2
24	538	Kratzer, Michael	AUT/ Anger	KAWASAKI	Team Damianik	0	DNF	0	21	0
25	318	Steffen, Enzo	SUI/Onnens	HONDA	HFfour-MX Raceland Team	0	DNF	0	23	0
26	472	Meier, Glen	DEN/ Trige	KTM	KTM Kosak Racing Team	0	22	0	24	0
27	899	Gehrke, Nils	GER/ Kaltenholzhausen	SUZUKI	Team AB-Racing by Suzuki Reinecke	0	23	0	25	0
28	113	van Mechelen, Joel	NED/ Prinsenbeek	KTM	GPR Promo MX Team	0	DNF	0	26	0
29	184	König, Marco	GER/ Ansbach	KTM	KTM Kosak Racing Team	0	28	0	27	0
30	54	Winkle, Kevin	GER/ Murrhardt	HUSQVARNA	MPS Racing	0	DNF	0	28	0
31	820	Wiemann, Dennis	GER/ Bochohl- Suderwick	SUZUKI	Team DIGA-Procross	0	DNF	0	29	0
32	435	Korneliussen, Sam	DEN/ aalborg sv	TM	KK TM Factory racing	0	x	0	30	0
33	378	van Heugten, Roy	NED/ Achterveld	KAWASAKI	Team Modiform	0	21	0	31	0
34	297	Rock, Joey	GER/ Schnelldorf	KTM	Ferrotherm /JWD	0	DNF	0	33	0
35	204	Freidig, Loris	SUI/ Sumiswald	KAWASAKI	HFfour-MX Raceland	0	29	0	34	0
36	931	Fleissig, Marco	GER/ Dietenheim	KTM	KTM Kosak Racing Team	0	30	0	35	0
37	126	Schittenhelm, Moritz	GER/ Urbach	KTM	KTM Alksom Race Factory / Mefo Sport	0	25	0	DNF	0
38	116	Perkhofer, Manuel	AUT/ Rietz	KTM	KINI KTM Junior Pro Team	0	27	0	DNF	0
39	347	Klein, Johannes	AUT/ Steyr	KTM	COFAIN Racing Team / KTM Zauner	0	DNF	0	DNF	0
40	137	Bruggmann, Luca	SUI/ Balzers	YAMAHA	TEAM Yamaha STC Racing	0	DNF	0	DNF	0
41	315	Ecce, Gianluca	GER/ Alpen	SUZUKI	Team Castrol Power1 Suzuki Moto-Base	0	26	0	x	0

Announcements: These results are provisional until the conclusion of any judicial and technical matters

Clerk of the course Michael Windmüller:

Jury President Olaf Noack:

Timekeeping Steffen Kirchhof:

Posted at: h

Printed: 06.09.2015 16:22

Reg. Nr.: MX 36/15