




Int. ADAC Supercross München 2014

SX2
FREE PRACTICE A
Practice (6:00 Time)

München 0,300 Km

20.12.2014 12:00



No.	Name
13	Nolan CORDENS
32	Marcus-Lee SOPER
66	Iiker LARRANAGA OLANO
126	Moritz SCHITTENHELM
151	Matthew BAYLISS
245	Kade TINKER-WALKER
474	Bryan BOILARD
712	Danny NEUBAUER
757	Bradley WARD
848	Clement BRIATTE



Int. ADAC Supercross München 2014

SX2
FREE PRACTICE B
Practice (6:00 Time)

München 0,300 Km

20.12.2014 12:08



No.	Name
14	Arnaud AUBIN
47	Bram van den Hook
137	Adrien ESCOFFIER
259	Julian LEBEAU
310	Marvin DIETERMANN
315	Gianluca ECCA
503	Oliver KAAS
773	Thomas DO
788	Max FIEBIGER
931	Theo ROPIN




Int. ADAC Supercross München 2014

SX2
FREE PRACTICE C
Practice (6:00 Time)

München 0,300 Km

20.12.2014 12:16



No.	Name
42	Richard KREIDL
55	Todd KELLETT
74	Francesco MURATORI
170	Yannis IRSUTI
173	Jonas LARSEN
226	Tom KOCH
412	Frederik Goul JENSEN
443	Niklas RATHS
531	Florian HELLRIGL



Int. ADAC Supercross München 2014

SX2

München 0,300 Km

FREE PRACTICE A

20.12.2014 12:00

Practice (6:00 Time) started at 12:00:16

Pos	No.	Name	Nat.	Bike	Entrant/Team	Laps	Best Tm	Diff	In Lap	km/h
1	126	Moritz SCHITTENHELM	GER	KTM	KTM Alskom Race Factory by Mefo Sport	8	29.436		5	36,690
2	245	Kade TINKER-WALKER	CAN	Honda	Team Honda Waldmann	11	29.749	0.313	8	36,304
3	32	Marcus-Lee SOPER	GBR	Suzuki	Twenty Suspension	9	29.946	0.510	8	36,065
4	151	Matthew BAYLISS	GBR	Honda	Team Honda Waldmann	10	30.055	0.619	6	35,934
5	66	Iker LARRANAGA OLANO	ESP	KTM	KTM-Kosak Racing	10	30.149	0.713	7	35,822
6	848	Clement BRIATTE	FRA	Kawasaki	Team Hfour - IR - MX Raceland	9	31.073	1.637	8	34,757
7	712	Danny NEUBAUER	GER	Kawasaki	REMA Ihle Racing	9	31.530	2.094	4	34,253
8	757	Bradley WARD	GBR	Kawasaki	REMA Ihle Racing	10	31.733	2.297	3	34,034
9	13	Nolan CORDENS	BEL	Suzuki	Team Suzuki Reinecke	7	32.453	3.017	6	33,279

Not classified

NS	474	Bryan BOILARD	BEL	Kawasaki	Team Hfour - IR - MX Raceland				0	-
----	-----	---------------	-----	----------	-------------------------------	--	--	--	---	---



Int. ADAC Supercross München 2014

SX2

München 0,300 Km

FREE PRACTICE A

20.12.2014 12:00

Practice (6:00 Time) started at 12:00:16

Lap	Lap Tm	Diff	Time of Day
(126) Moritz SCHITTENHELM			
1	35.656	+6.220	12:01:31.124
2	29.980	+0.544	12:02:01.104
3	47.349	+17.913	12:02:48.453
4	40.566	+11.130	12:03:29.019
5	29.436		12:03:58.455
6	47.256	+17.820	12:04:45.711
7	29.538	+0.102	12:07:29.392
8	47.846	+18.410	12:08:17.238

Lap	Lap Tm	Diff	Time of Day
(245) Kade TINKER-WALKER			
1	32.835	+3.086	12:01:14.628
2	32.264	+2.515	12:01:46.892
3	31.835	+2.086	12:02:18.727
4	32.168	+2.419	12:02:50.895
5	30.617	+0.868	12:03:21.512
6	38.429	+8.680	12:03:59.941
7	30.058	+0.309	12:04:29.999
8	29.749		12:04:59.748
9	2:07.040	+1:37.291	12:07:06.788
10	30.251	+0.502	12:07:37.039
11	30.162	+0.413	12:08:07.201

Lap	Lap Tm	Diff	Time of Day
(32) Marcus-Lee SOPER			
1	33.409	+3.463	12:01:21.728
2	46.877	+16.931	12:02:08.605
3	31.079	+1.133	12:02:39.684
4	30.365	+0.419	12:03:10.049
5	53.847	+23.901	12:04:03.896
6	43.661	+13.715	12:04:47.557
7	2:25.217	+1:55.271	12:07:12.774
8	29.946		12:07:42.720
9	42.342	+12.396	12:08:25.062

Lap	Lap Tm	Diff	Time of Day
(151) Matthew BAYLISS			
1	33.777	+3.722	12:01:34.261
2	31.553	+1.498	12:02:05.814
3	30.884	+0.829	12:02:36.698
4	30.926	+0.871	12:03:07.624
5	34.882	+4.827	12:03:42.506
6	30.055		12:04:12.561
7	49.285	+19.230	12:05:01.846
8	2:18.144	+1:48.089	12:07:19.990
9	34.600	+4.545	12:07:54.590
10	39.260	+9.205	12:08:33.850

Lap	Lap Tm	Diff	Time of Day
(66) Ilker LARRANAGA OLANO			
1	35.313	+5.164	12:01:15.440
2	34.426	+4.277	12:01:49.866
3	32.343	+2.194	12:02:22.209
4	30.774	+0.625	12:02:52.983
5	30.925	+0.776	12:03:23.908
6	32.902	+2.753	12:03:56.810
7	30.149		12:04:26.959
8	45.016	+14.867	12:05:11.975
9	36.758	+6.609	12:07:32.734
10	30.362	+0.213	12:08:03.096

Lap	Lap Tm	Diff	Time of Day
(848) Clement BRIATTE			
1	32.988	+1.915	12:01:36.289
2	50.577	+19.504	12:02:26.866
3	31.977	+0.904	12:02:58.843
4	49.325	+18.252	12:03:48.168
5	37.022	+5.949	12:04:25.190
6	32.065	+0.992	12:04:57.255

Lap	Lap Tm	Diff	Time of Day
7	2:21.644	+1:50.571	12:07:18.899
8	31.073		12:07:49.972
9	49.892	+18.819	12:08:39.864

Lap	Lap Tm	Diff	Time of Day
(712) Danny NEUBAUER			
1	35.126	+3.596	12:01:27.198
2	32.087	+0.557	12:01:59.285
3	41.851	+10.321	12:02:41.136
4	31.530		12:03:12.666
5	38.990	+7.460	12:03:51.656
6	41.823	+10.293	12:04:33.479
7	37.646	+6.116	12:05:11.125
8	2:34.176	+2:02.646	12:07:45.301
9	33.750	+2.220	12:08:19.051

Lap	Lap Tm	Diff	Time of Day
(757) Bradley WARD			
1	33.917	+2.184	12:01:18.885
2	32.774	+1.041	12:01:51.659
3	31.733		12:02:23.392
4	40.337	+8.604	12:03:03.729
5	40.229	+8.496	12:03:43.958
6	31.811	+0.078	12:04:15.769
7	47.061	+15.328	12:05:02.830
8	2:04.844	+1:33.111	12:07:07.674
9	34.762	+3.029	12:07:42.436
10	44.219	+12.486	12:08:26.655

Lap	Lap Tm	Diff	Time of Day
(13) Nolan CORDENS			
1	34.700	+2.247	12:01:24.633
2	33.424	+0.971	12:01:58.057
3	33.468	+1.015	12:02:31.525
4	32.901	+0.448	12:03:04.426
5	41.564	+9.111	12:03:45.990
6	32.453		12:04:18.443
7	32.646	+0.193	12:04:51.089



Int. ADAC Supercross München 2014

SX2

München 0,300 Km

FREE PRACTICE B

20.12.2014 12:08

Practice (6:00 Time) started at 12:09:36

Pos	No.	Name	Nat.	Bike	Entrant/Team	Laps	Best Tm	Diff	In Lap	km/h
1	773	Thomas DO	FRA	Honda	Motorrad Meyer Racing Team	9	28.431		7	37,987
2	137	Adrien ESCOFFIER	FRA	Suzuki	Suzuki Team marXparts by Motocenter Hegau	10	28.745	0.314	10	37,572
3	931	Theo ROPIN	FRA	KTM	KTM-Kosak Racing	10	28.848	0.417	8	37,438
4	14	Arnaud AUBIN	FRA	Kawasaki	Sturm Racing Team	10	29.000	0.569	5	37,241
5	259	Julian LEBEAU	FRA	Kawasaki	MONSTER ENERGY KAWASAKI ELF Team Pfeil	10	29.249	0.818	8	36,924
6	47	Bram van den Hook	NED	Kawasaki	Sturm Racing Team	8	32.091	3.660	7	33,654
7	788	Max FIEBIGER	GER	Kawasaki	Team Liqui Moly/Dennert-Racing by STC	9	32.246	3.815	9	33,493
8	503	Oliver KAAS	GER	Honda	Motorrad Meyer Racing Team	9	33.161	4.730	4	32,568
9	310	Marvin DIETERMANN	GER	KTM	KTM Sarholz Racing Team	3	33.383	4.952	3	32,352

Not classified

NS	315	Gianluca ECCA	GER	Suzuki	Team CASTROL POWER 1 MOTO-WEB				0	-
----	-----	---------------	-----	--------	-------------------------------	--	--	--	---	---



Int. ADAC Supercross München 2014

SX2

München 0,300 Km

FREE PRACTICE B

20.12.2014 12:08

Practice (6:00 Time) started at 12:09:36

Lap	Lap Tm	Diff	Time of Day
(773) Thomas DO			
1	32.696	+4.265	12:10:49.691
2	48.763	+20.332	12:11:38.454
3	31.151	+2.720	12:12:09.605
4	44.404	+15.973	12:12:54.009
5	28.576	+0.145	12:13:22.585
6	49.009	+20.578	12:14:11.594
7	28.431		12:14:40.025
8	41.572	+13.141	12:15:21.597
9	31.440	+3.009	12:15:53.037

(137) Adrien ESCOFFIER			
1	33.778	+5.033	12:10:43.880
2	31.383	+2.638	12:11:15.263
3	32.524	+3.779	12:11:47.787
4	36.267	+7.522	12:12:24.054
5	34.954	+6.209	12:12:59.008
6	30.191	+1.446	12:13:29.199
7	36.716	+7.971	12:14:05.915
8	35.434	+6.689	12:14:41.349
9	48.359	+19.614	12:15:29.708
10	28.745		12:15:58.453

(931) Theo ROPIN			
1	32.650	+3.802	12:10:32.494
2	31.635	+2.787	12:11:04.129
3	29.902	+1.054	12:11:34.031
4	29.929	+1.081	12:12:03.960
5	30.319	+1.471	12:12:34.279
6	31.412	+2.564	12:13:05.691
7	43.323	+14.475	12:13:49.014
8	28.848		12:14:17.862
9	48.654	+19.806	12:15:06.516
10	36.535	+7.687	12:15:43.051

(14) Arnaud AUBIN			
1	32.386	+3.386	12:10:31.516
2	30.714	+1.714	12:11:02.230
3	29.021	+0.021	12:11:31.251
4	49.285	+20.285	12:12:20.536
5	29.000		12:12:49.536
6	38.430	+9.430	12:13:27.966
7	33.313	+4.313	12:14:01.279
8	29.024	+0.024	12:14:30.303
9	39.452	+10.452	12:15:09.755
10	36.751	+7.751	12:15:46.506

(259) Julian LEBEAU			
1	32.022	+2.773	12:10:36.985
2	31.810	+2.561	12:11:08.795
3	35.765	+6.516	12:11:44.560
4	30.422	+1.173	12:12:14.982
5	31.518	+2.269	12:12:46.500
6	30.108	+0.859	12:13:16.608
7	46.798	+17.549	12:14:03.406
8	29.249		12:14:32.655
9	45.631	+16.382	12:15:18.286
10	29.678	+0.429	12:15:47.964

(47) Bram van den Hook			
1	37.030	+4.939	12:11:06.199
2	33.637	+1.546	12:11:39.836
3	33.243	+1.152	12:12:13.079
4	48.604	+16.513	12:13:01.683
5	32.286	+0.195	12:13:33.969

Lap	Lap Tm	Diff	Time of Day
6	46.117	+14.026	12:14:20.086
7	32.091		12:14:52.177
8	46.676	+14.585	12:15:38.853

(788) Max FIEBIGER			
1	40.535	+8.289	12:10:54.816
2	35.760	+3.514	12:11:30.576
3	35.296	+3.050	12:12:05.872
4	33.258	+1.012	12:12:39.130
5	40.649	+8.403	12:13:19.779
6	32.565	+0.319	12:13:52.344
7	51.608	+19.362	12:14:43.952
8	40.340	+8.094	12:15:24.292
9	32.246		12:15:56.538

(503) Oliver KAAS			
1	37.369	+4.208	12:10:52.458
2	34.208	+1.047	12:11:26.666
3	41.009	+7.848	12:12:07.675
4	33.161		12:12:40.836
5	42.694	+9.533	12:13:23.530
6	33.635	+0.474	12:13:57.165
7	33.834	+0.673	12:14:30.999
8	43.423	+10.262	12:15:14.422
9	37.936	+4.775	12:15:52.358

(310) Marvin DIETERMANN			
1	38.700	+5.317	12:10:45.388
2	39.156	+5.773	12:11:24.544
3	33.383		12:11:57.927

Lap	Lap Tm	Diff	Time of Day
-----	--------	------	-------------



Int. ADAC Supercross München 2014

SX2

München 0,300 Km

FREE PRACTICE C

20.12.2014 12:16

Practice (6:00 Time) started at 12:16:54

Pos	No.	Name	Nat.	Bike	Entrant/Team	Laps	Best Tm	Diff	In Lap	km/h
1	170	Yannis IRSUTI	FRA	Kawasaki	Sturm Racing Team	10	28.579		8	37,790
2	226	Tom KOCH	GER	Suzuki	stielergruppe.mx Johannes-Bikes Suzuki	10	29.677	1.098	7	36,392
3	74	Francesco MURATORI	ITA	Yamaha	Team YAMAHA Motor Deutschland AC Mo TeC by STC	10	29.799	1.220	8	36,243
4	443	Niklas RATHS	GER	Suzuki	Sturm Racing Team	7	30.261	1.682	4	35,690
5	42	Richard KREIDL	AUT	Suzuki	Suzuki Team marXparts by Motocenter Hegau	9	31.445	2.866	5	34,346
6	412	Frederik Goul JENSEN	DEN	Honda	KMP-Honda-Repsol-Racing-Team	9	31.838	3.259	6	33,922
7	531	Florian HELLRIGL	AUS	Honda	Team Liqui Moly/Dennert-Racing by STC	9	32.177	3.598	6	33,564
8	173	Jonas LARSEN	DEN	Yamaha	Team YAMAHA Motor Deutschland AC Mo TeC by STC	8	32.236	3.657	8	33,503
9	55	Todd KELLETT	GBR	Honda	KMP-Honda-Repsol-Racing-Team	10	32.301	3.722	9	33,435



Int. ADAC Supercross München 2014

SX2

München 0,300 Km

FREE PRACTICE C

20.12.2014 12:16

Practice (6:00 Time) started at 12:16:54

Lap	Lap Tm	Diff	Time of Day
(170) Yannis IRSUTI			
1	31.105	+2.526	12:17:53.236
2	29.336	+0.757	12:18:22.572
3	40.609	+12.030	12:19:03.181
4	29.035	+0.456	12:19:32.216
5	41.719	+13.140	12:20:13.935
6	29.101	+0.522	12:20:43.036
7	43.934	+15.355	12:21:26.970
8	28.579		12:21:55.549
9	40.758	+12.179	12:22:36.307
10	28.723	+0.144	12:23:05.030

(226) Tom KOCH			
1	34.291	+4.614	12:18:08.693
2	33.956	+4.279	12:18:42.649
3	31.004	+1.327	12:19:13.653
4	31.750	+2.073	12:19:45.403
5	32.079	+2.402	12:20:17.482
6	32.486	+2.809	12:20:49.968
7	29.677		12:21:19.645
8	30.455	+0.778	12:21:50.100
9	30.274	+0.597	12:22:20.374
10	40.619	+10.942	12:23:00.993

(74) Francesco MURATORI			
1	35.593	+5.794	12:18:01.528
2	31.592	+1.793	12:18:33.120
3	33.123	+3.324	12:19:06.243
4	30.041	+0.242	12:19:36.284
5	46.617	+16.818	12:20:22.901
6	30.375	+0.576	12:20:53.276
7	43.498	+13.699	12:21:36.774
8	29.799		12:22:06.573
9	42.852	+13.053	12:22:49.425
10	30.100	+0.301	12:23:19.525

(443) Niklas RATHS			
1	45.903	+15.642	12:18:19.423
2	31.250	+0.989	12:18:50.673
3	39.879	+9.618	12:19:30.552
4	30.261		12:20:00.813
5	39.877	+9.616	12:20:40.690
6	30.315	+0.054	12:21:11.005
7	42.697	+12.436	12:21:53.702

(42) Richard KREIDL			
1	33.139	+1.694	12:17:56.794
2	31.932	+0.487	12:18:28.726
3	53.985	+22.540	12:19:22.711
4	31.751	+0.306	12:19:54.462
5	31.445		12:20:25.907
6	49.724	+18.279	12:21:15.631
7	31.556	+0.111	12:21:47.187
8	31.643	+0.198	12:22:18.830
9	48.352	+16.907	12:23:07.182

(412) Frederik Goul JENSEN			
1	34.911	+3.073	12:18:12.244
2	32.896	+1.058	12:18:45.140
3	33.248	+1.410	12:19:18.388
4	32.812	+0.974	12:19:51.200
5	42.074	+10.236	12:20:33.274
6	31.838		12:21:05.112
7	39.628	+7.790	12:21:44.740
8	31.929	+0.091	12:22:16.669

Lap	Lap Tm	Diff	Time of Day
9	47.881	+16.043	12:23:04.550
(531) Florian HELLRIGL			
1	35.571	+3.394	12:18:06.620
2	33.893	+1.716	12:18:40.513
3	33.495	+1.318	12:19:14.008
4	42.701	+10.524	12:19:56.709
5	32.367	+0.190	12:20:29.076
6	32.177		12:21:01.253
7	40.821	+8.644	12:21:42.074
8	45.828	+13.651	12:22:27.902
9	36.349	+4.172	12:23:04.251

(173) Jonas LARSEN			
1	40.157	+7.921	12:18:14.647
2	34.807	+2.571	12:18:49.454
3	35.145	+2.909	12:19:24.599
4	50.093	+17.857	12:20:14.692
5	32.629	+0.393	12:20:47.321
6	51.575	+19.339	12:21:38.896
7	45.066	+12.830	12:22:23.962
8	32.236		12:22:56.198

(55) Todd KELLETT			
1	36.582	+4.281	12:18:04.584
2	32.753	+0.452	12:18:37.337
3	32.426	+0.125	12:19:09.763
4	33.855	+1.554	12:19:43.618
5	40.142	+7.841	12:20:23.760
6	32.722	+0.421	12:20:56.482
7	36.500	+4.199	12:21:32.982
8	38.633	+6.332	12:22:11.615
9	32.301		12:22:43.916
10	42.582	+10.281	12:23:26.498

Lap	Lap Tm	Diff	Time of Day
-----	--------	------	-------------



Int. ADAC Supercross München 2014

SX2

München 0,300 Km

QUALIFYING A

20.12.2014 13:12

Qualifying (6:00 Time) started at 13:13:52

Pos	No.	Name	Nat.	Bike	Entrant/Team	Laps	Best Tm	Diff	In Lap	km/h
1	151	Matthew BAYLISS	GBR	Honda	Team Honda Waldmann	8	28.313		1	38,145
2	66	Ilker LARRANAGA OLANO	ESP	KTM	KTM-Kosak Racing	10	28.467	0.154	10	37,939
3	245	Kade TINKER-WALKER	CAN	Honda	Team Honda Waldmann	11	29.005	0.692	8	37,235
4	32	Marcus-Lee SOPER	GBR	Suzuki	Twenty Suspension	9	29.269	0.956	7	36,899
5	126	Moritz SCHITTENHELM	GER	KTM	KTM Alskom Race Factory by Mefo Sport	5	29.698	1.385	3	36,366
6	757	Bradley WARD	GBR	Kawasaki	REMA Ihle Racing	10	29.945	1.632	3	36,066
7	848	Clement BRIATTE	FRA	Kawasaki	Team Hfour - IR - MX Raceland	9	30.083	1.770	3	35,901
8	712	Danny NEUBAUER	GER	Kawasaki	REMA Ihle Racing	9	30.567	2.254	9	35,332

Announcements

These results are provisional until the conclusion of any judicial and technical matters!



Int. ADAC Supercross München 2014

SX2

München 0,300 Km

QUALIFYING A

20.12.2014 13:12

Qualifying (6:00 Time) started at 13:13:52

Lap	Lap Tm	Diff	Time of Day
(151) Matthew BAYLISS			
1	28.313		13:14:58.755
2	46.573	+18.260	13:15:45.328
3	28.805	+0.492	13:16:14.133
4	51.410	+23.097	13:17:05.543
5	36.489	+8.176	13:17:42.032
6	47.649	+19.336	13:18:29.681
7	45.086	+16.773	13:19:14.767
8	49.007	+20.694	13:20:03.774

Lap	Lap Tm	Diff	Time of Day
(66) Ilker LARRANAGA OLANO			
1	29.259	+0.792	13:14:51.113
2	40.339	+11.872	13:15:31.452
3	28.782	+0.315	13:16:00.234
4	42.033	+13.566	13:16:42.267
5	28.516	+0.049	13:17:10.783
6	46.737	+18.270	13:17:57.520
7	35.728	+7.261	13:18:33.248
8	30.210	+1.743	13:19:03.458
9	43.293	+14.826	13:19:46.751
10	28.467		13:20:15.218

Lap	Lap Tm	Diff	Time of Day
(245) Kade TINKER-WALKER			
1	41.283	+12.278	13:15:06.600
2	30.306	+1.301	13:15:36.906
3	29.960	+0.955	13:16:06.866
4	29.079	+0.074	13:16:35.945
5	37.424	+8.419	13:17:13.369
6	29.049	+0.044	13:17:42.418
7	32.938	+3.933	13:18:15.356
8	29.005		13:18:44.361
9	30.909	+1.904	13:19:15.270
10	34.410	+5.405	13:19:49.680
11	29.345	+0.340	13:20:19.025

Lap	Lap Tm	Diff	Time of Day
(32) Marcus-Lee SOPER			
1	30.452	+1.183	13:14:48.756
2	51.766	+22.497	13:15:40.522
3	29.328	+0.059	13:16:09.850
4	52.039	+22.770	13:17:01.889
5	37.195	+7.926	13:17:39.084
6	39.548	+10.279	13:18:18.632
7	29.269		13:18:47.901
8	51.169	+21.900	13:19:39.070
9	40.238	+10.969	13:20:19.308

Lap	Lap Tm	Diff	Time of Day
(126) Moritz SCHITTENHELM			
1	38.219	+8.521	13:15:14.620
2	36.598	+6.900	13:15:51.218
3	29.698		13:16:20.916
4	38.632	+8.934	13:16:59.548
5	1:21.819	+52.121	13:18:21.367

Lap	Lap Tm	Diff	Time of Day
(757) Bradley WARD			
1	30.878	+0.933	13:14:50.183
2	42.565	+12.620	13:15:32.748
3	29.945		13:16:02.693
4	42.201	+12.256	13:16:44.894
5	42.225	+12.280	13:17:27.119
6	30.800	+0.855	13:17:57.919
7	43.031	+13.086	13:18:40.950
8	39.085	+9.140	13:19:20.035
9	30.040	+0.095	13:19:50.075
10	44.514	+14.569	13:20:34.589

Lap	Lap Tm	Diff	Time of Day
(848) Clement BRIATTE			
1	30.927	+0.844	13:15:10.401
2	43.860	+13.777	13:15:54.261
3	30.083		13:16:24.344
4	43.802	+13.719	13:17:08.146
5	37.889	+7.806	13:17:46.035
6	34.699	+4.616	13:18:20.734
7	38.853	+8.770	13:18:59.587
8	30.303	+0.220	13:19:29.890
9	43.382	+13.299	13:20:13.272

Lap	Lap Tm	Diff	Time of Day
(712) Danny NEUBAUER			
1	34.539	+3.972	13:15:01.508
2	31.743	+1.176	13:15:33.251
3	41.395	+10.828	13:16:14.646
4	37.610	+7.043	13:16:52.256
5	31.178	+0.611	13:17:23.434
6	42.014	+11.447	13:18:05.448
7	34.723	+4.156	13:18:40.171
8	42.492	+11.925	13:19:22.663
9	30.567		13:19:53.230

Lap	Lap Tm	Diff	Time of Day
-----	--------	------	-------------



Int. ADAC Supercross München 2014

SX2

München 0,300 Km

QUALIFYING B

20.12.2014 13:20

Qualifying (6:00 Time) started at 13:21:14

Pos	No.	Name	Nat.	Bike	Entrant/Team	Laps	Best Tm	Diff	In Lap	km/h
1	773	Thomas DO	FRA	Honda	Motorrad Meyer Racing Team	9	27.865		2	38,758
2	14	Arnaud AUBIN	FRA	Kawasaki	Sturm Racing Team	10	28.033	0.168	6	38,526
3	931	Theo ROPIN	FRA	KTM	KTM-Kosak Racing	10	28.188	0.323	1	38,314
4	137	Adrien ESCOFFIER	FRA	Suzuki	Suzuki Team marXparts by Motocenter Hegau	10	28.424	0.559	9	37,996
5	259	Julian LEBEAU	FRA	Kawasaki	MONSTER ENERGY KAWASAKI ELF Team Pfeil	6	29.398	1.533	4	36,737
6	47	Bram van den Hook	NED	Kawasaki	Sturm Racing Team	9	30.924	3.059	4	34,924
7	503	Oliver KAAS	GER	Honda	Motorrad Meyer Racing Team	9	30.945	3.080	5	34,901
8	788	Max FIEBIGER	GER	Kawasaki	Team Liqui Moly/Dennert-Racing by STC	9	31.234	3.369	6	34,578

Announcements

These results are provisional until the conclusion of any judicial and technical matters!



Int. ADAC Supercross München 2014

SX2

München 0,300 Km

QUALIFYING B

20.12.2014 13:20

Qualifying (6:00 Time) started at 13:21:14

Lap	Lap Tm	Diff	Time of Day
(773) Thomas DO			
1	46.080	+18.215	13:22:42.325
2	27.865		13:23:10.190
3	1:36.821	+1:08.956	13:24:47.011
4	37.917	+10.052	13:25:24.928
5	28.147	+0.282	13:25:53.075
6	46.673	+18.808	13:26:39.748
7	28.170	+0.305	13:27:07.918
8	43.632	+15.767	13:27:51.550
9	28.100	+0.235	13:28:19.650

Lap	Lap Tm	Diff	Time of Day
(14) Arnaud AUBIN			
1	39.120	+11.087	13:22:18.147
2	28.857	+0.824	13:22:47.004
3	1:40.716	+1:12.683	13:24:27.720
4	28.140	+0.107	13:24:55.860
5	40.888	+12.855	13:25:36.748
6	28.033		13:26:04.781
7	40.710	+12.677	13:26:45.491
8	28.316	+0.283	13:27:13.807
9	52.375	+24.342	13:28:06.182
10	28.047	+0.014	13:28:34.229

Lap	Lap Tm	Diff	Time of Day
(931) Theo ROPIN			
1	28.188		13:22:13.395
2	45.028	+16.840	13:22:58.423
3	1:26.966	+58.778	13:24:25.389
4	33.568	+5.380	13:24:58.957
5	28.311	+0.123	13:25:27.268
6	44.554	+16.366	13:26:11.822
7	39.707	+11.519	13:26:51.529
8	30.979	+2.791	13:27:22.508
9	31.108	+2.920	13:27:53.616
10	28.248	+0.060	13:28:21.864

Lap	Lap Tm	Diff	Time of Day
(137) Adrien ESCOFFIER			
1	35.113	+6.689	13:22:16.280
2	29.113	+0.689	13:22:45.393
3	1:45.293	+1:16.869	13:24:30.686
4	37.679	+9.255	13:25:08.365
5	28.742	+0.318	13:25:37.107
6	40.986	+12.562	13:26:18.093
7	28.710	+0.286	13:26:46.803
8	38.969	+10.545	13:27:25.772
9	28.424		13:27:54.196
10	47.622	+19.198	13:28:41.818

Lap	Lap Tm	Diff	Time of Day
(259) Julian LEBEAU			
1	29.745	+0.347	13:22:12.718
2	40.865	+11.467	13:22:53.583
3	4:08.663	+3:39.265	13:27:02.246
4	29.398		13:27:31.644
5	36.461	+7.063	13:28:08.105
6	29.471	+0.073	13:28:37.576

Lap	Lap Tm	Diff	Time of Day
(47) Bram van den Hook			
1	31.593	+0.669	13:22:18.787
2	42.335	+11.411	13:23:01.122
3	1:28.703	+57.779	13:24:29.825
4	30.924		13:25:00.749
5	54.318	+23.394	13:25:55.067
6	31.295	+0.371	13:26:26.362
7	44.880	+13.956	13:27:11.242
8	33.980	+3.056	13:27:45.222
9	51.794	+20.870	13:28:37.016

Lap	Lap Tm	Diff	Time of Day
(503) Oliver KAAS			
1	32.753	+1.808	13:22:30.106
2	32.880	+1.935	13:23:02.986
3	1:29.230	+58.285	13:24:32.216
4	46.272	+15.327	13:25:18.488
5	30.945		13:25:49.433
6	51.868	+20.923	13:26:41.301
7	32.091	+1.146	13:27:13.392
8	46.712	+15.767	13:28:00.104
9	31.767	+0.822	13:28:31.871

Lap	Lap Tm	Diff	Time of Day
(788) Max FIEBIGER			
1	41.847	+10.613	13:22:34.790
2	31.703	+0.469	13:23:06.493
3	1:32.578	+1:01.344	13:24:39.071
4	34.015	+2.781	13:25:13.086
5	50.832	+19.598	13:26:03.918
6	31.234		13:26:35.152
7	40.650	+9.416	13:27:15.802
8	41.455	+10.221	13:27:57.257
9	33.729	+2.495	13:28:30.986

Lap	Lap Tm	Diff	Time of Day
-----	--------	------	-------------



Int. ADAC Supercross München 2014

SX2

München 0,300 Km

QUALIFYING C

20.12.2014 13:28

Qualifying (6:00 Time) started at 13:29:43

Pos	No.	Name	Nat.	Bike	Entrant/Team	Laps	Best Tm	Diff	In Lap	km/h
1	170	Yannis IRSUTI	FRA	Kawasaki	Sturm Racing Team	10	28.020		9	38,544
2	74	Francesco MURATORI	ITA	Yamaha	Team YAMAHA Motor Deutschland AC Mo TeC by STC	9	28.648	0.628	9	37,699
3	226	Tom KOCH	GER	Suzuki	stielergruppe.mx Johannes-Bikes Suzuki	10	28.825	0.805	6	37,467
4	42	Richard KREIDL	AUT	Suzuki	Suzuki Team marXparts by Motocenter Hegau	10	30.183	2.163	10	35,782
5	443	Niklas RATHS	GER	Suzuki	Sturm Racing Team	4	30.499	2.479	2	35,411
6	412	Frederik Goul JENSEN	DEN	Honda	KMP-Honda-Repsol-Racing-Team	10	30.764	2.744	8	35,106
7	531	Florian HELLRIGL	AUS	Honda	Team Liqui Moly/Dennert-Racing by STC	9	30.958	2.938	5	34,886
8	55	Todd KELLETT	GBR	Honda	KMP-Honda-Repsol-Racing-Team	9	31.321	3.301	2	34,482
9	173	Jonas LARSEN	DEN	Yamaha	Team YAMAHA Motor Deutschland AC Mo TeC by STC	4	31.665	3.645	2	34,107

Announcements

These results are provisional until the conclusion of any judicial and technical matters!



Int. ADAC Supercross München 2014

SX2

München 0,300 Km

QUALIFYING C

20.12.2014 13:28

Qualifying (6:00 Time) started at 13:29:43

Lap	Lap Tm	Diff	Time of Day
(170) Yannis IRSUTI			
1	28.564	+0.544	13:30:35.637
2	46.540	+18.520	13:31:22.177
3	28.306	+0.286	13:31:50.483
4	51.528	+23.508	13:32:42.011
5	41.898	+13.878	13:33:23.909
6	1:54.371	+1:26.351	13:35:18.280
7	28.298	+0.278	13:35:46.578
8	42.870	+14.850	13:36:29.448
9	28.020		13:36:57.468
10	48.336	+20.316	13:37:45.804

Lap	Lap Tm	Diff	Time of Day
(74) Francesco MURATORI			
1	33.797	+5.149	13:30:48.677
2	30.024	+1.376	13:31:18.701
3	48.828	+20.180	13:32:07.529
4	29.715	+1.067	13:32:37.244
5	48.707	+20.059	13:33:25.951
6	1:42.210	+1:13.562	13:35:40.660
7	29.255	+0.607	13:36:09.915
8	39.380	+10.732	13:36:49.295
9	28.648		13:37:17.943

Lap	Lap Tm	Diff	Time of Day
(226) Tom KOCH			
1	29.326	+0.501	13:30:37.726
2	39.357	+10.532	13:31:17.083
3	29.050	+0.225	13:31:46.133
4	41.641	+12.816	13:32:27.774
5	39.706	+10.881	13:33:07.480
6	28.825		13:33:36.305
7	52.027	+23.202	13:35:42.804
8	29.037	+0.212	13:36:11.841
9	41.476	+12.651	13:36:53.317
10	38.690	+9.865	13:37:32.007

Lap	Lap Tm	Diff	Time of Day
(42) Richard KREIDL			
1	31.183	+1.000	13:30:41.384
2	30.881	+0.698	13:31:12.265
3	48.773	+18.590	13:32:01.038
4	30.858	+0.675	13:32:31.896
5	46.497	+16.314	13:33:18.393
6	31.163	+0.980	13:33:49.556
7	1:33.746	+1:03.563	13:35:23.302
8	30.405	+0.222	13:35:53.707
9	48.775	+18.592	13:36:42.482
10	30.183		13:37:12.665

Lap	Lap Tm	Diff	Time of Day
(443) Niklas RATHS			
1	52.189	+21.690	13:31:23.375
2	30.499		13:31:53.874
3	30.687	+0.188	13:32:24.561
4	39.230	+8.731	13:33:03.791

Lap	Lap Tm	Diff	Time of Day
(412) Frederik Goul JENSEN			
1	31.605	+0.841	13:30:55.427
2	31.417	+0.653	13:31:26.844
3	42.837	+12.073	13:32:09.681
4	35.640	+4.876	13:32:45.321
5	31.791	+1.027	13:33:17.112
6	31.263	+0.499	13:33:48.375
7	1:42.113	+1:11.349	13:35:30.488
8	30.764		13:36:01.252
9	38.846	+8.082	13:36:40.098
10	53.610	+22.846	13:37:33.708

Lap	Lap Tm	Diff	Time of Day
(531) Florian HELLRIGL			
1	34.466	+3.508	13:30:54.997
2	44.154	+13.196	13:31:39.151
3	31.644	+0.686	13:32:10.795
4	45.080	+14.122	13:32:55.875
5	30.958		13:33:26.833
6	1:31.184	+1:00.226	13:35:46.075
7	37.655	+6.697	13:36:23.730
8	31.991	+1.033	13:36:55.721
9	32.120	+1.162	13:37:27.841

Lap	Lap Tm	Diff	Time of Day
(55) Todd KELLETT			
1	35.104	+3.783	13:30:53.053
2	31.321		13:31:24.374
3	34.387	+3.066	13:31:58.761
4	37.786	+6.465	13:32:36.547
5	31.887	+0.566	13:33:08.434
6	38.392	+7.071	13:33:46.826
7	1:28.209	+56.888	13:35:46.245
8	31.496	+0.175	13:36:17.741
9	45.021	+13.700	13:37:02.762

Lap	Lap Tm	Diff	Time of Day
(173) Jonas LARSEN			
1	39.357	+7.692	13:31:05.728
2	31.665		13:31:37.393
3	43.868	+12.203	13:32:21.261
4	3:14.424	+2:42.759	13:35:35.685

Lap	Lap Tm	Diff	Time of Day
-----	--------	------	-------------





ADAC SX Cup 2014/15 München 19-20 December 2014

Class SX2

Tracklength: 300 m

Startgrid Qualifikation Q1

Saturday 20th of December 2014

Pos.	No.	Name	FNM	Nat./Hometown	Trademark	Entrant / Team
1	245	TINKER-WALKER, Kade		CAN	Honda	Team Honda Waldmann
2	226	KOCH, Tom		GER	Suzuki	stielergruppe.mx Johannes-Bikes Suzuki
3	137	ESCOFFIER, Adrien		FRA	Suzuki	Suzuki Team marXparts by Motocenter Hega
4	126	SCHITTENHELM, Moritz		GER	KTM	KTM Alskom Race Factory by Mefo Sport
5	443	RATHS, Niklas		GER	Suzuki	Sturm Racing Team
6	47	van den Hook, Bram		NED	Kawasaki	Sturm Racing Team
7	848	BRIATTE, Clement		FRA	Kawasaki	Team Hfour - IR - MX Raceland
8	531	HELLRIGL, Florian		AUS	Honda	Team Liqui Moly/Dennert-Racing by STC
9	788	FIEBIGER, Max		GER	Kawasaki	Team Liqui Moly/Dennert-Racing by STC
10	173	LARSEN, Jonas		DEN	Yamaha	Team YAMAHA Motor Deutschland AC Mo T

Announcements: These results are provisional until the conclusion of any judicial and technical matters

Clerk of the course Xaver Sturm:

Jury President Olaf Noack:

Timekeeping Meik Wagner:

Posted at: h

Printed: 20.12.2014 13:39

Reg. Nr SX 06/14 / FIM 297/20 / FIM Europe 21/123



ADAC SX Cup 2014/15 München 19-20 December 2014

Class SX2

Tracklength: 300 m

Startgrid Qualifikation Q2

Saturday 20th of December 2014

Pos.	No.	Name	FNM	Nat./Hometown	Trademark	Entrant / Team
1	931	ROPIN, Theo		FRA	KTM	KTM-Kosak Racing
2	32	SOPER, Marcus-Lee		GBR	Suzuki	Twenty Suspension
3	42	KREIDL, Richard		AUT	Suzuki	Suzuki Team marXparts by Motocenter Hega
4	259	LEBEAU, Julian		FRA	Kawasaki	MONSTER ENERGY KAWASAKI ELF Team
5	757	WARD, Bradley		GBR	Kawasaki	REMA Ihle Racing
6	412	JENSEN, Frederik Goul		DEN	Honda	KMP-Honda-Repsol-Racing-Team
7	503	KAAS, Oliver		GER	Honda	Motorrad Meyer Racing Team
8	712	NEUBAUER, Danny		GER	Kawasaki	REMA Ihle Racing
9	55	KELLETT, Todd		GBR	Honda	KMP-Honda-Repsol-Racing-Team

Announcements: These results are provisional until the conclusion of any judicial and technical matters

Clerk of the course Xaver Sturm:

Jury President Olaf Noack:

Timekeeping Meik Wagner:

Posted at: h

Printed: 20.12.2014 13:40

Reg. Nr SX 06/14 / FIM 297/20 / FIM Europe 21/123



Int. ADAC Supercross München 2014

SX2

München 0,300 Km

QUALI-RACE Q1

20.12.2014 14:30

Race (8 Laps) started at 14:43:31

Pos	No.	Name	Nat.	Bike	Entrant/Team	Laps	Total Tm	Diff	Best Tm	In Lap	Points
1	245	Kade TINKER-WALKER	CAN	Honda	Team Honda Waldmann	8	4:15.596		30.182	5	0
2	226	Tom KOCH	GER	Suzuki	stielergruppe.mx Johannes-Bikes Suzuki	8	4:16.223	0.627	30.112	5	0
3	137	Adrien ESCOFFIER	FRA	Suzuki	Suzuki Team marXparts by Motocenter Hegau	8	4:20.085	4.489	30.128	4	0
4	47	Bram van den Hook	NED	Kawasaki	Sturm Racing Team	8	4:37.587	21.991	32.056	2	0
5	531	Florian HELLRIGL	AUS	Honda	Team Liqui Moly/Dennert-Racing by STC	8	4:42.524	26.928	32.090	7	0
6	788	Max FIEBIGER	GER	Kawasaki	Team Liqui Moly/Dennert-Racing by STC	7	4:27.009	1 Lap	32.574	3	0
7	848	Clement BRIATTE	FRA	Kawasaki	Team Hfour - IR - MX Raceland	7	4:40.363	1 Lap	32.256	2	0
Not classified (75% = 6 Laps)											
	126	Moritz SCHITTENHELM	GER	KTM	KTM Alskom Race Factory by Mefo Sport	5	4:18.112	3 Laps	32.257	3	0

Announcements

These results are provisional until the conclusion of any judicial and technical matters!

Margin of Victory	Ø km/h	Best Lap Tm	km/h	Best Lap by
0.627	33,803	30.112	35,866	226 - Tom KOCH

Official Timing www.camp-company.de

Orbits

Timekeeping Meik Wagner:

Clerk of the course Xaver Sturm:

www.mylaps.com

Steward Olaf Noack:

Reg. Nr SX 06/14 / FIM 297/20 / FIM Europe 21/123

Licensed to: Motorsport Events

Printed: 20.12.2014 14:48:32

posted at: h



Int. ADAC Supercross München 2014

SX2

München 0,300 Km

QUALI-RACE Q1

20.12.2014 14:30

Race (8 Laps) started at 14:43:31

Lap	Lap Tm	Diff	Time of Day
(245) Kade TINKER-WALKER			
1	30.533	+0.351	14:44:12.263
2	30.548	+0.366	14:44:42.811
3	30.653	+0.471	14:45:13.464
4	30.344	+0.162	14:45:43.808
5	30.182		14:46:13.990
6	30.343	+0.161	14:46:44.333
7	30.454	+0.272	14:47:14.787
8	31.878	+1.696	14:47:46.665

(226) Tom KOCH			
1	31.631	+1.519	14:44:14.109
2	30.873	+0.761	14:44:44.982
3	30.207	+0.095	14:45:15.189
4	30.226	+0.114	14:45:45.415
5	30.112		14:46:15.527
6	30.240	+0.128	14:46:45.767
7	30.673	+0.561	14:47:16.440
8	30.852	+0.740	14:47:47.292

(137) Adrien ESCOFFIER			
1	32.565	+2.437	14:44:15.344
2	30.801	+0.673	14:44:46.145
3	30.443	+0.315	14:45:16.588
4	30.128		14:45:46.716
5	30.359	+0.231	14:46:17.075
6	30.669	+0.541	14:46:47.744
7	30.308	+0.180	14:47:18.052
8	33.102	+2.974	14:47:51.154

(47) Bram van den Hook			
1	32.877	+0.821	14:44:16.112
2	32.056		14:44:48.168
3	32.729	+0.673	14:45:20.897
4	32.778	+0.722	14:45:53.675
5	32.399	+0.343	14:46:26.074
6	33.177	+1.121	14:46:59.251
7	33.326	+1.270	14:47:32.577
8	36.079	+4.023	14:48:08.656

(531) Florian HELLRIGL			
1	35.638	+3.548	14:44:20.066
2	34.447	+2.357	14:44:54.513
3	33.690	+1.600	14:45:28.203
4	32.538	+0.448	14:46:00.741
5	33.050	+0.960	14:46:33.791
6	34.207	+2.117	14:47:07.998
7	32.090		14:47:40.088
8	33.505	+1.415	14:48:13.593

(788) Max FIEBIGER			
1	35.277	+2.703	14:44:19.308
2	34.950	+2.376	14:44:54.258
3	32.574		14:45:26.832
4	33.151	+0.577	14:45:59.983
5	33.387	+0.813	14:46:33.370
6	43.391	+10.817	14:47:16.761
7	41.317	+8.743	14:47:58.078

(848) Clement BRIATTE			
1	34.554	+2.298	14:44:17.693
2	32.256		14:44:49.949
3	34.218	+1.962	14:45:24.167
4	44.699	+12.443	14:46:08.866
5	42.000	+9.744	14:46:50.866

Lap	Lap Tm	Diff	Time of Day
6	38.806	+6.550	14:47:29.672
7	41.760	+9.504	14:48:11.432

(126) Moritz SCHITTENHELM			
1	1:49.439	+1:17.182	14:45:32.992
2	32.629	+0.372	14:46:05.621
3	32.257		14:46:37.878
4	33.995	+1.738	14:47:11.873
5	37.308	+5.051	14:47:49.181

Lap	Lap Tm	Diff	Time of Day
-----	--------	------	-------------



Int. ADAC Supercross München 2014

SX2

München 0,300 Km

QUALI-RACE Q2

20.12.2014 14:40

Race (8 Laps) started at 14:54:58

Pos	No.	Name	Nat.	Bike	Entrant/Team	Laps	Total Tm	Diff	Best Tm	In Lap	Points
1	931	Theo ROPIN	FRA	KTM	KTM-Kosak Racing	8	4:17.151		30.010	4	0
2	259	Julian LEBEAU	FRA	Kawasaki	MONSTER ENERGY KAWASAKI ELF Team Pfeil	8	4:22.971	5.820	30.695	2	0
3	757	Bradley WARD	GBR	Kawasaki	REMA Ihle Racing	8	4:29.673	12.522	31.168	7	0
4	55	Todd KELLETT	GBR	Honda	KMP-Honda-Repsol-Racing-Team	8	4:33.839	16.688	31.475	5	0
5	42	Richard KREIDL	AUT	Suzuki	Suzuki Team marXparts by Motocenter Hegau	8	4:35.448	18.297	31.658	3	0
6	412	Frederik Goul JENSEN	DEN	Honda	KMP-Honda-Repsol-Racing-Team	8	4:37.140	19.989	31.842	5	0
7	503	Oliver KAAS	GER	Honda	Motorrad Meyer Racing Team	8	4:44.580	27.429	32.533	5	0
8	712	Danny NEUBAUER	GER	Kawasaki	REMA Ihle Racing	7	4:19.534	1 Lap	33.989	1	0

Announcements

These results are provisional until the conclusion of any judicial and technical matters!

Margin of Victory	Ø km/h	Best Lap Tm	km/h	Best Lap by
5.820	33,599	30.010	35,988	931 - Theo ROPIN

Official Timing www.camp-company.de

Orbits

Timekeeping Meik Wagner:

Clerk of the course Xaver Sturm:

www.mylaps.com

Steward Olaf Noack:

Reg. Nr SX 06/14 / FIM 297/20 / FIM Europe 21/123

Licensed to: Motorsport Events

Printed: 20.12.2014 14:59:57

posted at: h



Int. ADAC Supercross München 2014

SX2

München 0,300 Km

QUALI-RACE Q2

20.12.2014 14:40

Race (8 Laps) started at 14:54:58

Lap	Lap Tm	Diff	Time of Day
(931) Theo ROPIN			
1	31.239	+1.229	14:55:41.237
2	30.110	+0.100	14:56:11.347
3	30.475	+0.465	14:56:41.822
4	30.010		14:57:11.832
5	30.104	+0.094	14:57:41.936
6	30.581	+0.571	14:58:12.517
7	31.134	+1.124	14:58:43.651
8	32.140	+2.130	14:59:15.791

(259) Julian LEBEAU			
1	32.878	+2.183	14:55:43.547
2	30.695		14:56:14.242
3	31.011	+0.316	14:56:45.253
4	31.219	+0.524	14:57:16.472
5	30.996	+0.301	14:57:47.468
6	31.045	+0.350	14:58:18.513
7	31.198	+0.503	14:58:49.711
8	31.900	+1.205	14:59:21.611

(757) Bradley WARD			
1	33.650	+2.482	14:55:44.749
2	32.948	+1.780	14:56:17.697
3	31.300	+0.132	14:56:48.997
4	31.395	+0.227	14:57:20.392
5	33.183	+2.015	14:57:53.575
6	32.030	+0.862	14:58:25.605
7	31.168		14:58:56.773
8	31.540	+0.372	14:59:28.313

(55) Todd KELLETT			
1	34.769	+3.294	14:55:45.496
2	34.356	+2.881	14:56:19.852
3	32.103	+0.628	14:56:51.955
4	31.825	+0.350	14:57:23.780
5	31.475		14:57:55.255
6	31.551	+0.076	14:58:26.806
7	32.566	+1.091	14:58:59.372
8	33.107	+1.632	14:59:32.479

(42) Richard KREIDL			
1	34.891	+3.233	14:55:46.409
2	32.780	+1.122	14:56:19.189
3	31.658		14:56:50.847
4	31.893	+0.235	14:57:22.740
5	32.777	+1.119	14:57:55.517
6	32.674	+1.016	14:58:28.191
7	32.634	+0.976	14:59:00.825
8	33.263	+1.605	14:59:34.088

(412) Frederik Goul JENSEN			
1	35.969	+4.127	14:55:48.139
2	33.263	+1.421	14:56:21.402
3	33.072	+1.230	14:56:54.474
4	32.272	+0.430	14:57:26.746
5	31.842		14:57:58.588
6	32.157	+0.315	14:58:30.745
7	32.269	+0.427	14:59:03.014
8	32.766	+0.924	14:59:35.780

(503) Oliver KAAS			
1	35.549	+3.016	14:55:47.495
2	35.262	+2.729	14:56:22.757
3	33.041	+0.508	14:56:55.798
4	33.005	+0.472	14:57:28.803

Lap	Lap Tm	Diff	Time of Day
5	32.533		14:58:01.336
6	34.664	+2.131	14:58:36.000
7	33.380	+0.847	14:59:09.380
8	33.840	+1.307	14:59:43.220

(712) Danny NEUBAUER			
1	33.989		14:55:44.340
2	36.493	+2.504	14:56:20.833
3	36.115	+2.126	14:56:56.948
4	34.159	+0.170	14:57:31.107
5	34.544	+0.555	14:58:05.651
6	35.429	+1.440	14:58:41.080
7	37.094	+3.105	14:59:18.174

Lap	Lap Tm	Diff	Time of Day
-----	--------	------	-------------



ADAC SX Cup 2014/15 München 19-20 December 2014

Class SX2

Tracklength: 300 m

Startgrid Heat 1 / Heat 2

Saturday 20th of December 2014

Pos.	No.	Name	FNM	Nat./Hometown	Trademark	Entrant / Team
1	151	BAYLISS, Matthew		GBR	Honda	Team Honda Waldmann
2	773	DO, Thomas		FRA	Honda	Motorrad Meyer Racing Team
3	170	IRSUTI, Yannis		FRA	Kawasaki	Sturm Racing Team
4	66	LARRANAGA OLANO, Ilker		ESP	KTM	KTM-Kosak Racing
5	14	AUBIN, Arnaud		FRA	Kawasaki	Sturm Racing Team
6	74	MURATORI, Francesco		ITA	Yamaha	Team YAMAHA Motor Deutschland AC Mo T
7	245	TINKER-WALKER, Kade		CAN	Honda	Team Honda Waldmann
8	931	ROPIN, Theo		FRA	KTM	KTM-Kosak Racing
9	226	KOCH, Tom		GER	Suzuki	stielergruppe.mx Johannes-Bikes Suzuki
10	259	LEBEAU, Julian		FRA	Kawasaki	MONSTER ENERGY KAWASAKI ELF Team
11	137	ESCOFFIER, Adrien		FRA	Suzuki	Suzuki Team marXparts by Motocenter Hegu
12	757	WARD, Bradley		GBR	Kawasaki	REMA Ihle Racing

Announcements: These results are provisional until the conclusion of any judicial and technical matters

Clerk of the course Xaver Sturm:

Jury President Olaf Noack:

Timekeeping Meik Wagner:

Posted at: h

Printed: 20.12.2014 14:59

Reg. Nr SX 06/14 / FIM 297/20 / FIM Europe 21/123



Int. ADAC Supercross München 2014

SX2

München 0,300 Km

RACE 1

20.12.2014 19:40

Race (10 Laps) started at 19:46:30

Pos	No.	Name	Nat.	Bike	Entrant/Team	Laps	Total Tm	Diff	Best Tm	In Lap	Points
1	773	Thomas DO	FRA	Honda	Motorrad Meyer Racing Team	10	5:04.893		28.791	1	25
2	170	Yannis IRSUTI	FRA	Kawasaki	Sturm Racing Team	10	5:10.184	5.291	29.260	5	20
3	226	Tom KOCH	GER	Suzuki	stielergruppe.mx Johannes-Bikes Suzuki	10	5:18.378	13.485	30.066	7	16
4	259	Julian LEBEAU	FRA	Kawasaki	MONSTER ENERGY KAWASAKI ELF Team Pfeil	10	5:28.624	23.731	29.737	6	13
5	151	Matthew BAYLISS	GBR	Honda	Team Honda Waldmann	10	5:30.945	26.052	30.800	5	11
6	245	Kade TINKER-WALKER	CAN	Honda	Team Honda Waldmann	10	5:31.474	26.581	30.624	6	10
7	74	Francesco MURATORI	ITA	Yamaha	Team YAMAHA Motor Deutschland AC Mo TeC by STC	10	5:32.787	27.894	30.177	5	9
8	66	Iiker LARRANAGA OLAI	ESP	KTM	KTM-Kosak Racing	10	5:34.651	29.758	30.330	7	8
9	14	Arnaud AUBIN	FRA	Kawasaki	Sturm Racing Team	9	5:05.369	1 Lap	29.601	3	7
10	757	Bradley WARD	GBR	Kawasaki	REMA Ihle Racing	9	5:08.478	1 Lap	30.686	3	6
Not classified (75% = 7 Laps)											
DNF	931	Theo ROPIN	FRA	KTM	KTM-Kosak Racing	7	4:26.167	DNF	30.096	3	0
DNF	137	Adrien ESCOFFIER	FRA	Suzuki	Suzuki Team marXparts by Motocenter Hegau	5	3:10.984	DNF	30.224	5	0

Announcements

These results are provisional until the conclusion of any judicial and technical matters!

Margin of Victory	Ø km/h	Best Lap Tm	km/h	Best Lap by
5.291	35,422	28.791	37,512	773 - Thomas DO

Official Timing www.camp-company.de

Orbits

Timekeeping Meik Wagner:

Clerk of the course Xaver Sturm:

www.mylaps.com

Steward Olaf Noack:

Reg. Nr SX 06/14 / FIM 297/20 / FIM Europe 21/123

Licensed to: Motorsport Events

Printed: 20.12.2014 19:52:41

posted at: h



Int. ADAC Supercross München 2014

SX2

München 0,300 Km

RACE 1

20.12.2014 19:40

Race (10 Laps) started at 19:46:30

Lap	Lap Tm	Diff	Time of Day
(773) Thomas DO			
1	28.791		19:47:09.529
2	29.378	+0.587	19:47:38.907
3	29.024	+0.233	19:48:07.931
4	29.018	+0.227	19:48:36.949
5	29.062	+0.271	19:49:06.011
6	29.709	+0.918	19:49:35.720
7	29.137	+0.346	19:50:04.857
8	29.100	+0.309	19:50:33.957
9	30.478	+1.687	19:51:04.435
10	30.662	+1.871	19:51:35.097

Lap	Lap Tm	Diff	Time of Day
(170) Yannis IRSUTI			
1	30.572	+1.312	19:47:11.703
2	29.394	+0.134	19:47:41.097
3	29.444	+0.184	19:48:10.541
4	29.690	+0.430	19:48:40.231
5	29.260		19:49:09.491
6	29.292	+0.032	19:49:38.783
7	29.756	+0.496	19:50:08.539
8	29.634	+0.374	19:50:38.173
9	29.459	+0.199	19:51:07.632
10	32.756	+3.496	19:51:40.388

Lap	Lap Tm	Diff	Time of Day
(226) Tom KOCH			
1	33.571	+3.505	19:47:14.998
2	30.750	+0.684	19:47:45.748
3	30.518	+0.452	19:48:16.266
4	30.278	+0.212	19:48:46.544
5	30.108	+0.042	19:49:16.652
6	30.115	+0.049	19:49:46.767
7	30.066		19:50:16.833
8	30.687	+0.621	19:50:47.520
9	30.216	+0.150	19:51:17.736
10	30.846	+0.780	19:51:48.582

Lap	Lap Tm	Diff	Time of Day
(259) Julian LEBEAU			
1	37.223	+7.486	19:47:20.128
2	32.057	+2.320	19:47:52.185
3	32.128	+2.391	19:48:24.313
4	30.086	+0.349	19:48:54.399
5	30.200	+0.463	19:49:24.599
6	29.737		19:49:54.336
7	30.345	+0.608	19:50:24.681
8	30.540	+0.803	19:50:55.221
9	31.111	+1.374	19:51:26.332
10	32.496	+2.759	19:51:58.828

Lap	Lap Tm	Diff	Time of Day
(151) Matthew BAYLISS			
1	35.510	+4.710	19:47:16.280
2	31.088	+0.288	19:47:47.368
3	31.867	+1.067	19:48:19.235
4	30.920	+0.120	19:48:50.155
5	30.800		19:49:20.955
6	30.964	+0.164	19:49:51.919
7	35.143	+4.343	19:50:27.062
8	31.732	+0.932	19:50:58.794
9	31.360	+0.560	19:51:30.154
10	30.995	+0.195	19:52:01.149

Lap	Lap Tm	Diff	Time of Day
(245) Kade TINKER-WALKER			
1	37.211	+6.587	19:47:19.139
2	32.265	+1.641	19:47:51.404
3	33.390	+2.766	19:48:24.794
4	30.952	+0.328	19:48:55.746

Lap	Lap Tm	Diff	Time of Day
5	31.108	+0.484	19:49:26.854
6	30.624		19:49:57.478
7	30.766	+0.142	19:50:28.244
8	30.948	+0.324	19:50:59.192
9	31.443	+0.819	19:51:30.635
10	31.043	+0.419	19:52:01.678

Lap	Lap Tm	Diff	Time of Day
(74) Francesco MURATORI			
1	35.108	+4.931	19:47:17.619
2	30.433	+0.256	19:47:48.052
3	30.367	+0.190	19:48:18.419
4	30.310	+0.133	19:48:48.729
5	30.177		19:49:18.906
6	30.380	+0.203	19:49:49.286
7	31.003	+0.826	19:50:20.289
8	30.195	+0.018	19:50:50.484
9	41.451	+11.274	19:51:31.935
10	31.056	+0.879	19:52:02.991

Lap	Lap Tm	Diff	Time of Day
(66) Ilker LARRANAGA OLANO			
1	32.459	+2.129	19:47:13.988
2	42.468	+12.138	19:47:56.456
3	31.420	+1.090	19:48:27.876
4	30.589	+0.259	19:48:58.465
5	30.508	+0.178	19:49:28.973
6	30.609	+0.279	19:49:59.582
7	30.330		19:50:29.912
8	31.289	+0.959	19:51:01.201
9	31.407	+1.077	19:51:32.608
10	32.247	+1.917	19:52:04.855

Lap	Lap Tm	Diff	Time of Day
(14) Arnaud AUBIN			
1	46.299	+16.698	19:47:28.330
2	30.630	+1.029	19:47:58.960
3	29.601		19:48:28.561
4	31.564	+1.963	19:49:00.125
5	30.402	+0.801	19:49:30.527
6	30.647	+1.046	19:50:01.174
7	31.284	+1.683	19:50:32.458
8	31.103	+1.502	19:51:03.561
9	32.012	+2.411	19:51:35.573

Lap	Lap Tm	Diff	Time of Day
(757) Bradley WARD			
1	35.775	+5.089	19:47:18.124
2	31.581	+0.895	19:47:49.705
3	30.686		19:48:20.391
4	31.376	+0.690	19:48:51.767
5	32.061	+1.375	19:49:23.828
6	35.045	+4.359	19:49:58.873
7	32.860	+2.174	19:50:31.733
8	32.126	+1.440	19:51:03.859
9	34.823	+4.137	19:51:38.682

Lap	Lap Tm	Diff	Time of Day
(931) Theo ROPIN			
1	36.371	+6.275	19:47:19.577
2	31.214	+1.118	19:47:50.791
3	30.096		19:48:20.887
4	36.931	+6.835	19:48:57.818
5	31.756	+1.660	19:49:29.574
6	30.934	+0.838	19:50:00.508
7	55.863	+25.767	19:50:56.371

Lap	Lap Tm	Diff	Time of Day
(137) Adrien ESCOFFIER			
1	35.889	+5.665	19:47:18.718
2	32.901	+2.677	19:47:51.619
3	47.602	+17.378	19:48:39.221



Int. ADAC Supercross München 2014

SX2

München 0,300 Km

RACE 2

20.12.2014 20:25

Race (10 Laps) started at 20:33:30

Pos	No.	Name	Nat.	Bike	Entrant/Team	Laps	Total Tm	Diff	Best Tm	In Lap	Points
1	773	Thomas DO	FRA	Honda	Motorrad Meyer Racing Team	10	5:10.726		28.963	2	25
2	170	Yannis IRSUTI	FRA	Kawasaki	Sturm Racing Team	10	5:19.875	9.149	29.618	7	20
3	931	Theo ROPIN	FRA	KTM	KTM-Kosak Racing	10	5:24.627	13.901	29.810	6	16
4	226	Tom KOCH	GER	Suzuki	stielergruppe.mx Johannes-Bikes Suzuki	10	5:26.708	15.982	30.103	10	13
5	151	Matthew BAYLISS	GBR	Honda	Team Honda Waldmann	10	5:28.908	18.182	30.358	6	11
6	66	Iker LARRANAGA OLAI	ESP	KTM	KTM-Kosak Racing	10	5:29.884	19.158	30.405	8	10
7	14	Arnaud AUBIN	FRA	Kawasaki	Sturm Racing Team	10	5:31.456	20.730	29.705	8	9
8	245	Kade TINKER-WALKER	CAN	Honda	Team Honda Waldmann	10	5:32.902	22.176	30.476	6	8
9	137	Adrien ESCOFFIER	FRA	Suzuki	Suzuki Team marXparts by Motocenter Hegau	10	5:33.408	22.682	30.544	9	7
10	259	Julian LEBEAU	FRA	Kawasaki	MONSTER ENERGY KAWASAKI ELF Team Pfeil	10	5:39.848	29.122	30.653	8	6
11	74	Francesco MURATORI	ITA	Yamaha	Team YAMAHA Motor Deutschland AC Mo TeC by STC	9	5:44.929	1 Lap	31.131	6	5
12	757	Bradley WARD	GBR	Kawasaki	REMA Ihle Racing	8	5:17.487	2 Laps	32.794	7	4

Announcements

These results are provisional until the conclusion of any judicial and technical matters!

Margin of Victory	Ø km/h	Best Lap Tm	km/h	Best Lap by
9.149	34,757	28.963	37,289	773 - Thomas DO

Official Timing www.camp-company.de

Orbits

Timekeeping Meik Wagner:

Clerk of the course Xaver Sturm:

www.mylaps.com

Steward Olaf Noack:

Reg. Nr SX 06/14 / FIM 297/20 / FIM Europe 21/123

Licensed to: Motorsport Events

Printed: 20.12.2014 20:41:17

posted at: h



Int. ADAC Supercross München 2014

SX2

München 0,300 Km

RACE 2

20.12.2014 20:25

Race (10 Laps) started at 20:33:30

Lap	Lap Tm	Diff	Time of Day
(773) Thomas DO			
1	29.547	+0.584	20:34:10.950
2	28.963		20:34:39.913
3	29.764	+0.801	20:35:09.677
4	29.048	+0.085	20:35:38.725
5	29.852	+0.889	20:36:08.577
6	29.962	+0.999	20:36:38.539
7	30.200	+1.237	20:37:08.739
8	30.189	+1.226	20:37:38.928
9	30.132	+1.169	20:38:09.060
10	32.553	+3.590	20:38:41.613

(170) Yannis IRSUTI			
1	32.152	+2.534	20:34:14.427
2	31.137	+1.519	20:34:45.564
3	32.134	+2.516	20:35:17.698
4	30.575	+0.957	20:35:48.273
5	30.300	+0.682	20:36:18.573
6	30.227	+0.609	20:36:48.800
7	29.618		20:37:18.418
8	31.063	+1.445	20:37:49.481
9	29.908	+0.290	20:38:19.389
10	31.373	+1.755	20:38:50.762

(931) Theo ROPIN			
1	32.490	+2.680	20:34:14.846
2	31.116	+1.306	20:34:45.962
3	31.045	+1.235	20:35:17.007
4	30.759	+0.949	20:35:47.766
5	30.096	+0.286	20:36:17.862
6	29.810		20:36:47.672
7	29.885	+0.075	20:37:17.557
8	35.220	+5.410	20:37:52.777
9	30.852	+1.042	20:38:23.629
10	31.885	+2.075	20:38:55.514

(226) Tom KOCH			
1	33.658	+3.555	20:34:16.845
2	32.855	+2.752	20:34:49.700
3	31.123	+1.020	20:35:20.823
4	31.088	+0.985	20:35:51.911
5	32.931	+2.828	20:36:24.842
6	30.333	+0.230	20:36:55.175
7	30.257	+0.154	20:37:25.432
8	30.387	+0.284	20:37:55.819
9	31.673	+1.570	20:38:27.492
10	30.103		20:38:57.595

(151) Matthew BAYLISS			
1	31.249	+0.891	20:34:13.291
2	31.454	+1.096	20:34:44.745
3	31.836	+1.478	20:35:16.581
4	32.095	+1.737	20:35:48.676
5	31.324	+0.966	20:36:20.000
6	30.358		20:36:50.358
7	31.704	+1.346	20:37:22.062
8	32.022	+1.664	20:37:54.084
9	33.802	+3.444	20:38:27.886
10	31.909	+1.551	20:38:59.795

(66) Ilker LARRANAGA OLANO			
1	33.169	+2.764	20:34:15.871
2	31.572	+1.167	20:34:47.443
3	31.088	+0.683	20:35:18.531
4	30.970	+0.565	20:35:49.501

5	31.785	+1.380	20:36:21.286
6	30.787	+0.382	20:36:52.073
7	31.321	+0.916	20:37:23.394
8	30.405		20:37:53.799
9	34.798	+4.393	20:38:28.597
10	32.174	+1.769	20:39:00.771

(14) Arnaud AUBIN			
1	33.751	+4.046	20:34:16.579
2	31.600	+1.895	20:34:48.179
3	31.614	+1.909	20:35:19.793
4	30.116	+0.411	20:35:49.909
5	34.360	+4.655	20:36:24.269
6	30.218	+0.513	20:36:54.487
7	30.245	+0.540	20:37:24.732
8	29.705		20:37:54.437
9	34.204	+4.499	20:38:28.641
10	33.702	+3.997	20:39:02.343

(245) Kade TINKER-WALKER			
1	36.367	+5.891	20:34:20.056
2	34.509	+4.033	20:34:54.565
3	30.678	+0.202	20:35:25.243
4	30.675	+0.199	20:35:55.918
5	31.047	+0.571	20:36:26.965
6	30.476		20:36:57.441
7	30.716	+0.240	20:37:28.157
8	30.670	+0.194	20:37:58.827
9	31.085	+0.609	20:38:29.912
10	33.877	+3.401	20:39:03.789

(137) Adrien ESCOFFIER			
1	36.015	+5.471	20:34:19.841
2	36.259	+5.715	20:34:56.100
3	30.983	+0.439	20:35:27.083
4	30.951	+0.407	20:35:58.034
5	31.356	+0.812	20:36:29.390
6	31.058	+0.514	20:37:00.448
7	30.636	+0.092	20:37:31.084
8	31.448	+0.904	20:38:02.532
9	30.544		20:38:33.076
10	31.219	+0.675	20:39:04.295

(259) Julian LEBEAU			
1	32.302	+1.649	20:34:15.384
2	33.592	+2.939	20:34:48.976
3	31.158	+0.505	20:35:20.134
4	30.685	+0.032	20:35:50.819
5	43.028	+12.375	20:36:33.847
6	30.700	+0.047	20:37:04.547
7	32.192	+1.539	20:37:36.739
8	30.653		20:38:07.392
9	31.208	+0.555	20:38:38.600
10	32.135	+1.482	20:39:10.735

(74) Francesco MURATORI			
1	35.331	+4.200	20:34:19.482
2	1:02.639	+31.508	20:35:22.121
3	32.093	+0.962	20:35:54.214
4	33.881	+2.750	20:36:28.095
5	31.349	+0.218	20:36:59.444
6	31.131		20:37:30.575
7	34.318	+3.187	20:38:04.893
8	32.592	+1.461	20:38:37.485
9	38.331	+7.200	20:39:15.816

(757) Bradley WARD			
1	34.481	+1.687	20:34:17.910
2	48.236	+15.442	20:35:06.146
3	50.858	+18.064	20:35:57.004
4	34.651	+1.857	20:36:31.655
5	33.244	+0.450	20:37:04.899
6	34.927	+2.133	20:37:39.826
7	32.794		20:38:12.620
8	35.754	+2.960	20:38:48.374



ADAC SX Cup München 19-20 December 2014

Class SX2

Tracklength: 300 m

Eventresults München

Date: Saturday 20th of December 2014

Pos.	No.	Name	Nat	Trademark	Entrant / Team	Race 1		Race 2		total
						Points	Pos	Points	Pos	Points
1	773	DO, Thomas	FRA	Honda	Motorrad Meyer Racing Team	25	1	25	1	50
2	170	IRSUTI, Yannis	FRA	Kawasaki	Sturm Racing Team	20	2	20	2	40
3	226	KOCH, Tom	GER	Suzuki	stielergruppe.mx Johannes-Bikes Suzuki	16	3	13	4	29
4	151	BAYLISS, Matthew	GBR	Honda	Team Honda Waldmann	11	5	11	5	22
5	259	LEBEAU, Julian	FRA	Kawasaki	MONSTER ENERGY KAWASAKI ELF Team Pfeil	13	4	6	10	19
6	66	LARRANAGA OLANO, Ilker	ESP	KTM	KTM-Kosak Racing	8	8	10	6	18
7	245	TINKER-WALKER, Kade	CAN	Honda	Team Honda Waldmann	10	6	8	8	18
8	931	ROPIN, Theo	FRA	KTM	KTM-Kosak Racing	0	DNF	16	3	16
9	14	AUBIN, Arnaud	FRA	Kawasaki	Sturm Racing Team	7	9	9	7	16
10	74	MURATORI, Francesco	ITA	Yamaha	Team YAMAHA Motor Deutschland AC Mo TeC by	9	7	5	11	14
11	757	WARD, Bradley	GBR	Kawasaki	REMA Ihle Racing	6	10	4	12	10
12	137	ESCOFFIER, Adrien	FRA	Suzuki	Suzuki Team marXparts by Motocenter Hegau	0	DNF	7	9	7

Announcements: These results are provisional until the conclusion of any judicial and technical matters

Clerk of the course Xaver Sturm:

Jury President Olaf Noack:

Timekeeping Meik Wagner:

Posted at: h

Printed: 20.12.2014 20:39

Reg. Nr SX 06/14 / FIM 297/20 / FIM Europe 21/123




ADAC SX Cup München 19-20 December 2014

Class SX2 **Tracklength: 300 m**
Eventresult Prinz von Nünchen **Date: 19th-20th of December 2014**

Pos.	No.	Name	Nat.	Bike	Entrant / Team	Friday		Saturday		total Points
						R1	R2	R3	R4	
1	773	DO, Thomas	FRA	Honda	Motorrad Meyer Racing Team	20	9	25	25	79
2	170	IRSUTI, Yannis	FRA	Kawasaki	Sturm Racing Team	25	7	20	20	72
3	14	AUBIN, Arnaud	FRA	Kawasaki	Sturm Racing Team	16	25	7	9	57
4	226	KOCH, Tom	GER	Suzuki	stielergruppe.mx Johannes-Bikes Suzuki	6	20	16	13	55
5	931	ROPIN, Theo	FRA	KTM	KTM-Kosak Racing	13	16	0	16	45
6	151	BAYLISS, Matthew	GBR	Honda	Team Honda Waldmann	11	11	11	11	44
7	259	LEBEAU, Julian	FRA	Kawasaki	MONSTER ENERGY KAWASAKI ELF Team Pfeil	10	10	13	6	39
8	137	ESCOFFIER, Adrien	FRA	Suzuki	Suzuki Team marXparts by Motocenter Hegau	9	13	0	7	29
9	74	MURATORI, Francesco	ITA	Yamaha	Team YAMAHA Motor Deutschland AC Mo TeC by S	7	8	9	5	29
10	245	TINKER-WALKER, Kade	CAN	Honda	Team Honda Waldmann	8	0	10	8	26
11	66	LARRANAGA OLANO, Ilker	ESP	KTM	KTM-Kosak Racing	0	0	8	10	18
12	32	SOPER, Marcus-Lee	GBR	Suzuki	Twenty Suspension	5	6	0	0	11
13	757	WARD, Bradley	GBR	Kawasaki	REMA Ihle Racing	0	0	6	4	10
14	443	RATHS, Niklas	GER	Suzuki	Sturm Racing Team	4	5	0	0	9

Announcements: These results are provisional until the conclusion of any judicial and technical matters

Clerk of the course Xaver Sturm:  Jury President Olaf Noack: _____

Timekeeping Meik Wagner: _____ Posted at: _____ h

Printed: 20.12.2014 20:43 Reg. Nr SX 06/14 / FIM 297/20 / FIM Europe 21/123



ADAC SX Cup 2014/15
Class SX2
(standings after Event 3 München)



Pos	No.	Rider / Nat. Team	Trademark	Stuttgart 15. Nov Event 1 Event 2	Chemnitz 29. Nov Event 1 Event 2	München 20. Dez Event 1 Event 2	Dortmund 10. Jan Event 1 Event 2	Points total
1	151	BAYLISS, Matthew / GBR Team Waldmann	Honda	20 25	4 10	9 13	- -	81
2	259	LEBEAU, Julien / FRA Monster Energy Kawasaki Elf Team Pfeil	Kawasaki	25 20	13 -	8 11	- -	77
3	170	IRSUTI, Yannis / FRA Sturm Racing Team	Yamaha	- -	11 25	20 20	- -	76
4	773	DO, Thomas / FRA Motorrad Meyer Racing Team	Honda	- -	20 7	13 25	- -	65
5	494	VERSLUIS, Dave / NED Castrol Power 1 Suzuki MBC	Suzuki	16 16	16 16	- -	- -	64
6	66	LARRAÑAGA, Ilker / ESP KTM-Kosak Racing	KTM	10 4	25 13	- 10	- -	62
7	137	ESCOFFIER, Adrien / FRA Suzuki Team marXparts by Motocenter Hegau	Suzuki	11 11	9 11	10 4	- -	56
8	245	TINKLER-WALKER, Kade / CAN Team Waldmann	Suzuki	13 13	6 9	4 9	- -	54
9	226	KOCH, Tom / GER stielergruppe.mx Johannes-Bikes	Suzuki	- 10	8 8	11 16	- -	53
10	443	RATHS, Niklas / GER Sturm Racing Team	Suzuki	8 6	10 20	5 -	- -	49
11	14	AUBIN, Arnaud / FRA Sturm Racing Team	Kawasaki	- -	- -	25 7	- -	32
12	32	SOPER, Marcus-Lee / GBR Team Twenty Suspension Suzuki	Suzuki	7 8	7 4	6 -	- -	32
13	74	MURATORI, Francesco / ITA Team Yamaha Motor Deutschland	Yamaha	9 9	- -	7 6	- -	31
14	931	ROPIN, Theo / FRA KTM-Kosak Racing	KTM	- -	- -	16 8	- -	24
15	126	SCHITTENHELM, Moritz / GER KTM Alskom Race Factory / Mefo Sports	KTM	4 7	- 6	- -	- -	17
16	55	KELLETT, Todd / GBR KMP-Honda-Repsol-Racing	Honda	- 5	- 5	- -	- -	10
17	712	NEUBAUER, Danny / GER REMA-Ihle Racing	Kawasaki	6 -	- -	- -	- -	6
18	757	WARD, Bradley / GBR REMA Ihle Racing	Kawasaki	- -	- -	- 5	- -	5
19	310	DIETERMANN, Marvin / GER KTM Sarholz Racing Team	KTM	- -	5 -	- -	- -	5
20	412	JENSEN, Frederik / DEN KMP-Honda-Repsol-Racing	Honda	5 -	- -	- -	- -	5