

Ostercup Kerpen 2016

Junioren ohne OK

Erftlandring Kerpen 1,107 Km

Freies Training

27.03.2016 09:30

Training (10:00 Zeit) gestartet um 9:29:50

Pos.	Nr.	Name	Nat-Wohnort	Fabrikat	Bewerber/Sponsor	Rnd.	Beste Zeit	Diff.	In Rd.	km/h
1	25	Marek Schaller	GER-Erndtebrück	Tony/IAME	RMW Motorsport	10	58.813		8	67,761
2	24	Tom Kölsch	GER-Wilnsdorf	Tony/IAME	RMW Motorsport	10	59.517	0.704	9	66,959
3	38	Henrik Schulze Frenking	GER-Nottuln	Intrepid/IAME		10	59.843	1.030	8	66,594
4	65	Levi O` Dey	GER-Jülich	Tony/ROK Jun.	KSM	10	1:00.657	1.844	6	65,701
5	37	Marcel Schminke	GER-Bad Wildungen	Tony/IAME	ADAC Hessen-Thüringen	8	1:01.513	2.700	6	64,786
6	30	Leo Stienemeier	GER-Neuss	Tony/IAME		9	1:02.237	3.424	8	64,033
7	21	Andreas Lindner	GER-Deggendorf	MadCroc/Iame		9	1:02.254	3.441	9	64,015
8	66	Konstantin Kapetanidis	GER-Bergheim	Tony/Vortex ROK		9	1:02.927	4.114	9	63,331
9	81	Jonas Wollscheid	GER-Castrop-Rauxel	Sodi/Rotax		9	1:03.551	4.738	9	62,709
10	82	David Kurth	GER-Bad Münstereifel	Zanardi/Rotax		6	1:04.260	5.447	5	62,017
11	27	Moritz Wiskirchen	GER-Euskirchen	Tony/IAME	RMW Motorsport	6	1:04.605	5.792	4	61,686
12	83	Isabell Brosselt	NED-Vaals	Tony/Rotax	RMW	6	1:05.425	6.612	5	60,912
13	85	Mika Freyaldenhoven	GER-Dahlem	Kosmos/Rotax		6	1:07.154	8.341	6	59,344
14	39	Julian Wannemacher	GER-Langen	ART/IAME	Kircher Motorsport				0	-

Ergebnisse vorbehaltlich der techn. und sportl. Nachuntersuchung!!!

Orbits

Zeitnahme: CAMP-COMPANY, Obmann: Ernst Willems, Trierweiler

Rennleiter: Dieter Bringsken, Duisburg

Aushang: _____ h _____ - Reg.Nr. K 03/2016

www.mylaps.com

Lizenziert für Camp Company

Gedruckt: 27.03.2016 09:40:53

Ostercup Kerpen 2016

Junioren ohne OK

Erftlandring Kerpen 1,107 Km

Freies Training

27.03.2016 09:30

Training (10:00 Zeit) gestartet um 9:29:50

Runde	Rundenzeit	Diff.	Tageszeit
(25) Marek Schaller			
1	1:05.988	+7.175	9:31:10.866
2	1:01.113	+2.300	9:32:11.979
3	1:01.740	+2.927	9:33:13.719
4	1:00.288	+1.475	9:34:14.007
5	59.919	+1.106	9:35:13.926
6	59.258	+0.445	9:36:13.184
7	59.290	+0.477	9:37:12.474
8	58.813		9:38:11.287
9	59.738	+0.925	9:39:11.025
10	59.237	+0.424	9:40:10.262

Runde	Rundenzeit	Diff.	Tageszeit
(24) Tom Kölsch			
1	1:06.171	+6.654	9:31:09.909
2	1:01.675	+2.158	9:32:11.584
3	1:01.995	+2.478	9:33:13.579
4	1:00.860	+1.343	9:34:14.439
5	1:00.417	+0.900	9:35:14.856
6	59.523	+0.006	9:36:14.379
7	59.835	+0.318	9:37:14.214
8	59.810	+0.293	9:38:14.024
9	59.517		9:39:13.541
10	1:00.925	+1.408	9:40:14.466

Runde	Rundenzeit	Diff.	Tageszeit
(38) Henrik Schulze Frenking			
1	1:05.510	+5.667	9:31:08.266
2	1:02.550	+2.707	9:32:10.816
3	1:04.701	+4.858	9:33:15.517
4	1:00.886	+1.043	9:34:16.403
5	1:01.020	+1.177	9:35:17.423
6	1:00.271	+0.428	9:36:17.694
7	1:00.543	+0.700	9:37:18.237
8	59.843		9:38:18.080
9	1:00.673	+0.830	9:39:18.753
10	1:00.649	+0.806	9:40:19.402

Runde	Rundenzeit	Diff.	Tageszeit
(65) Levi O'Dey			
1	1:06.959	+6.302	9:31:08.519
2	1:02.663	+2.006	9:32:11.182
3	1:01.693	+1.036	9:33:12.875
4	1:05.366	+4.709	9:34:18.241
5	1:01.525	+0.868	9:35:19.766
6	1:00.657		9:36:20.423
7	1:11.104	+10.447	9:37:31.527
8	1:02.876	+2.219	9:38:34.403
9	1:00.835	+0.178	9:39:35.238
10	1:01.436	+0.779	9:40:36.674

Runde	Rundenzeit	Diff.	Tageszeit
(37) Marcel Schminke			
1	1:04.435	+2.922	9:31:39.002
2	1:03.898	+2.385	9:32:42.900
3	1:02.533	+1.020	9:33:45.433
4	1:05.415	+3.902	9:34:50.848
5	1:03.979	+2.466	9:35:54.827
6	1:01.513		9:36:56.340
7	2:02.074	+1:00.561	9:38:58.414
8	1:02.800	+1.287	9:40:01.214

Runde	Rundenzeit	Diff.	Tageszeit
(30) Leo Stienemeier			
1	1:07.515	+5.278	9:31:12.937
2	1:03.344	+1.107	9:32:16.281
3	1:49.089	+46.852	9:34:05.370
4	1:05.508	+3.271	9:35:10.878
5	1:02.708	+0.471	9:36:13.586
6	1:13.532	+11.295	9:37:27.118

Runde	Rundenzeit	Diff.	Tageszeit
7	1:03.785	+1.548	9:38:30.903
8	1:02.237		9:39:33.140
9	1:03.373	+1.136	9:40:36.513

Runde	Rundenzeit	Diff.	Tageszeit
(21) Andreas Lindner			
1	1:11.620	+9.366	9:31:18.450
2	1:05.587	+3.333	9:32:24.037
3	1:03.416	+1.162	9:33:27.453
4	1:15.660	+13.406	9:34:43.113
5	1:03.978	+1.724	9:35:47.091
6	1:03.708	+1.454	9:36:50.799
7	1:03.310	+1.056	9:37:54.109
8	1:04.084	+1.830	9:38:58.193
9	1:02.254		9:40:00.447

Runde	Rundenzeit	Diff.	Tageszeit
(66) Konstantin Kapetanidis			
1	1:16.336	+13.409	9:31:25.748
2	1:08.581	+5.654	9:32:34.329
3	1:09.447	+6.520	9:33:43.776
4	1:06.543	+3.616	9:34:50.319
5	1:04.480	+1.553	9:35:54.799
6	1:04.248	+1.321	9:36:59.047
7	1:06.736	+3.809	9:38:05.783
8	1:05.559	+2.632	9:39:11.342
9	1:02.927		9:40:14.269

Runde	Rundenzeit	Diff.	Tageszeit
(81) Jonas Wollscheid			
1	1:13.813	+10.262	9:31:24.292
2	1:05.862	+2.311	9:32:30.154
3	1:05.683	+2.132	9:33:35.837
4	1:45.991	+42.440	9:35:21.828
5	1:04.080	+0.529	9:36:25.908
6	1:03.961	+0.410	9:37:29.869
7	1:04.423	+0.872	9:38:34.292
8	1:04.721	+1.170	9:39:39.013
9	1:03.551		9:40:42.564

Runde	Rundenzeit	Diff.	Tageszeit
(82) David Kurth			
1	1:19.404	+15.144	9:34:56.222
2	1:08.465	+4.205	9:36:04.687
3	1:06.025	+1.765	9:37:10.712
4	1:05.209	+0.949	9:38:15.921
5	1:04.260		9:39:20.181
6	1:07.556	+3.296	9:40:27.737

Runde	Rundenzeit	Diff.	Tageszeit
(27) Moritz Wiskirchen			
1	1:36.569	+31.964	9:31:43.974
2	2:09.896	+1:05.291	9:33:53.870
3	1:46.391	+41.786	9:35:40.261
4	1:04.605		9:36:44.866
5	1:05.089	+0.484	9:37:49.955
6	2:52.695	+1:48.090	9:40:42.650

Runde	Rundenzeit	Diff.	Tageszeit
(83) Isabell Brosselt			
1	1:17.017	+11.592	9:31:26.695
2	1:17.630	+12.205	9:32:44.325
3	1:08.142	+2.717	9:33:52.467
4	1:08.375	+2.950	9:35:00.842
5	1:05.425		9:36:06.267
6	1:20.624	+15.199	9:37:26.891

Runde	Rundenzeit	Diff.	Tageszeit
(85) Mika Freyaldenhoven			
1	1:15.940	+8.786	9:34:33.821
2	1:09.738	+2.584	9:35:43.559
3	1:10.312	+3.158	9:36:53.871
4	1:10.256	+3.102	9:38:04.127

Ergebnisse vorbehaltlich der techn. und sportl. Nachuntersuchung!!!

Orbits

Zeitnahme: CAMP-COMPANY, Obmann: Ernst Willems, Trierweiler

Rennleiter: Dieter Bringsken, Duisburg

Aushang: _____ h _____ - Reg.Nr. K 03/2016

www.mylaps.com

Lizenziert für Camp Company

Ostercup Kerpen 2016

Junioren ohne OK

Erftlandring Kerpen 1,107 Km

Zeittraining

27.03.2016 10:45

Qualifikation (10:00 Zeit) gestartet um 10:44:59

Pos.	Nr.	Name	Nat-Wohnort	Fabrikat	Bewerber/Sponsor	Rnd.	Beste Zeit	Diff.	In Rd.	km/h
1	25	Marek Schaller	GER-Erndtebrück	Tony/IAME	RMW Motorsport	11	57.503		10	69,304
2	24	Tom Kölsch	GER-Wilnsdorf	Tony/IAME	RMW Motorsport	10	58.316	0.813	7	68,338
3	65	Levi O` Dey	GER-Jülich	Tony/ROK Jun.	KSM	10	58.425	0.922	4	68,211
4	37	Marcel Schminke	GER-Bad Wildungen	Tony/IAME	ADAC Hessen-Thüringen	9	59.235	1.732	8	67,278
5	30	Leo Stienemeier	GER-Neuss	Tony/IAME		9	59.297	1.794	9	67,207
6	21	Andreas Lindner	GER-Deggendorf	MadCroc/Iame		10	59.326	1.823	7	67,175
7	66	Konstantin Kapetanidis	GER-Bergheim	Tony/Vortex ROK		10	59.467	1.964	9	67,015
8	64	Marcel Mayer	GER-Nüsttal	Tony/Vortex ROK	KSM	10	1:00.136	2.633	10	66,270
9	81	Jonas Wollscheid	GER-Castrop-Rauxel	Sodi/Rotax		10	1:00.399	2.896	8	65,981
10	27	Moritz Wiskirchen	GER-Euskirchen	Tony/IAME	RMW Motorsport	9	1:00.427	2.924	8	65,951
11	39	Julian Wannemacher	GER-Langen	ART/IAME	Kircher Motorsport	8	1:00.560	3.057	6	65,806
12	38	Henrik Schulze Frenking	GER-Nottuln	Intrepid/IAME		1	1:00.776	3.273	1	65,572
13	82	David Kurth	GER-Bad Münstereifel	Zanardi/Rotax		7	1:01.966	4.463	6	64,313
14	83	Isabell Brosselt	NED-Vaals	Tony/Rotax	RMW	7	1:02.342	4.839	5	63,925
15	85	Mika Freyaldenhoven	GER-Dahlem	Kosmos/Rotax		9	1:02.500	4.997	6	63,763

Ergebnisse vorbehaltlich der techn. und sportl. Nachuntersuchung!!!

Orbits

Zeitnahme: CAMP-COMPANY, Obmann: Ernst Willems, Trierweiler

Rennleiter: Dieter Bringsken, Duisburg

Aushang: _____ h _____ - Reg.Nr. K 03/2016

www.mylaps.com

Lizensiert für Camp Company

Gedruckt: 27.03.2016 10:55:53

Ostercup Kerpen 2016

Junioren ohne OK

Erftlandring Kerpen 1,107 Km

Zeittraining

27.03.2016 10:45

Qualifikation (10:00 Zeit) gestartet um 10:44:59

Runde	Rundenzeit	Diff.	Tageszeit
(25) Marek Schaller			
1	59.076	+1.573	10:46:07.936
2	57.932	+0.429	10:47:05.868
3	58.305	+0.802	10:48:04.173
4	58.021	+0.518	10:49:02.194
5	58.036	+0.533	10:50:00.230
6	57.952	+0.449	10:50:58.182
7	58.667	+1.164	10:51:56.849
8	57.715	+0.212	10:52:54.564
9	58.280	+0.777	10:53:52.844
10	57.503		10:54:50.347
11	57.772	+0.269	10:55:48.119

Runde	Rundenzeit	Diff.	Tageszeit
(24) Tom Kölsch			
1	59.567	+1.251	10:46:09.470
2	58.533	+0.217	10:47:08.003
3	58.531	+0.215	10:48:06.534
4	58.448	+0.132	10:49:04.982
5	58.384	+0.068	10:50:03.366
6	58.544	+0.228	10:51:01.910
7	58.316		10:52:00.226
8	59.098	+0.782	10:52:59.324
9	59.075	+0.759	10:53:58.399
10	59.173	+0.857	10:54:57.572

Runde	Rundenzeit	Diff.	Tageszeit
(65) Levi O'Dey			
1	59.707	+1.282	10:46:09.090
2	1:01.660	+3.235	10:47:10.750
3	58.971	+0.546	10:48:09.721
4	58.425		10:49:08.146
5	59.161	+0.736	10:50:07.307
6	58.666	+0.241	10:51:05.973
7	59.103	+0.678	10:52:05.076
8	59.808	+1.383	10:53:04.884
9	58.820	+0.395	10:54:03.704
10	1:02.978	+4.553	10:55:06.682

Runde	Rundenzeit	Diff.	Tageszeit
(37) Marcel Schminke			
1	1:00.776	+1.541	10:46:57.921
2	1:00.667	+1.432	10:47:58.588
3	59.550	+0.315	10:48:58.138
4	1:13.354	+14.119	10:50:11.492
5	1:00.091	+0.856	10:51:11.583
6	59.523	+0.288	10:52:11.106
7	59.573	+0.338	10:53:10.679
8	59.235		10:54:09.914
9	1:00.050	+0.815	10:55:09.964

Runde	Rundenzeit	Diff.	Tageszeit
(30) Leo Stienemeier			
1	1:06.662	+7.365	10:46:52.396
2	1:02.282	+2.985	10:47:54.678
3	1:02.079	+2.782	10:48:56.757
4	1:00.511	+1.214	10:49:57.268
5	1:00.614	+1.317	10:50:57.882
6	59.861	+0.564	10:51:57.743
7	1:00.860	+1.563	10:52:58.603
8	59.704	+0.407	10:53:58.307
9	59.297		10:54:57.604

Runde	Rundenzeit	Diff.	Tageszeit
(21) Andreas Lindner			
1	1:03.684	+4.358	10:46:14.157
2	1:10.642	+11.316	10:47:24.799
3	1:00.602	+1.276	10:48:25.401
4	1:00.844	+1.518	10:49:26.245
5	1:00.568	+1.242	10:50:26.813

Runde	Rundenzeit	Diff.	Tageszeit
6	59.999	+0.673	10:51:26.812
7	59.326		10:52:26.138
8	59.765	+0.439	10:53:25.903
9	59.897	+0.571	10:54:25.800
10	59.574	+0.248	10:55:25.374

Runde	Rundenzeit	Diff.	Tageszeit
(66) Konstantin Kapetanidis			
1	1:12.576	+13.109	10:46:26.175
2	1:03.796	+4.329	10:47:29.971
3	1:02.465	+2.998	10:48:32.436
4	1:01.079	+1.612	10:49:33.515
5	1:01.019	+1.552	10:50:34.534
6	1:00.082	+0.615	10:51:34.616
7	1:00.072	+0.605	10:52:34.688
8	59.660	+0.193	10:53:34.348
9	59.467		10:54:33.815
10	1:13.497	+14.030	10:55:47.312

Runde	Rundenzeit	Diff.	Tageszeit
(64) Marcel Mayer			
1	1:03.660	+3.524	10:46:19.962
2	1:01.065	+0.929	10:47:21.027
3	1:00.822	+0.686	10:48:21.849
4	1:00.858	+0.722	10:49:22.707
5	1:00.498	+0.362	10:50:23.205
6	1:00.423	+0.287	10:51:23.628
7	1:00.285	+0.149	10:52:23.913
8	1:02.926	+2.790	10:53:26.839
9	1:00.521	+0.385	10:54:27.360
10	1:00.136		10:55:27.496

Runde	Rundenzeit	Diff.	Tageszeit
(81) Jonas Wollscheid			
1	1:04.522	+4.123	10:46:21.510
2	1:02.201	+1.802	10:47:23.711
3	1:04.065	+3.666	10:48:27.776
4	1:01.615	+1.216	10:49:29.391
5	1:01.419	+1.020	10:50:30.810
6	1:01.211	+0.812	10:51:32.021
7	1:01.226	+0.827	10:52:33.247
8	1:00.399		10:53:33.646
9	1:01.562	+1.163	10:54:35.208
10	1:01.191	+0.792	10:55:36.399

Runde	Rundenzeit	Diff.	Tageszeit
(27) Moritz Wiskirchen			
1	1:23.975	+23.548	10:46:45.811
2	1:01.885	+1.458	10:47:47.696
3	1:01.561	+1.134	10:48:49.257
4	1:01.086	+0.659	10:49:50.343
5	1:02.383	+1.956	10:50:52.726
6	1:00.846	+0.419	10:51:53.572
7	1:11.586	+11.159	10:53:05.158
8	1:00.427		10:54:05.585
9	1:12.585	+12.158	10:55:18.170

Runde	Rundenzeit	Diff.	Tageszeit
(39) Julian Wannemacher			
1	1:04.441	+3.881	10:46:25.315
2	1:02.733	+2.173	10:47:28.048
3	1:06.480	+5.920	10:48:34.528
4	1:01.050	+0.490	10:49:35.578
5	1:01.090	+0.530	10:50:36.668
6	1:00.560		10:51:37.228
7	1:13.748	+13.188	10:52:50.976
8	1:00.616	+0.056	10:53:51.592

Runde	Rundenzeit	Diff.	Tageszeit
(38) Henrik Schulze Frenking			
1	1:00.776		10:46:15.460

Runde	Rundenzeit	Diff.	Tageszeit
(82) David Kurth			
1	1:32.769	+30.803	10:48:46.342
2	1:02.652	+0.686	10:49:48.994
3	1:02.178	+0.212	10:50:51.172
4	1:05.577	+3.611	10:51:56.749
5	1:02.445	+0.479	10:52:59.194
6	1:01.966		10:54:01.160
7	1:08.295	+6.329	10:55:09.455

Runde	Rundenzeit	Diff.	Tageszeit
(83) Isabell Brosselt			
1	1:05.627	+3.285	10:46:28.237
2	1:07.091	+4.749	10:47:35.328
3	1:03.028	+0.686	10:48:38.356
4	1:02.723	+0.381	10:49:41.079
5	1:02.342		10:50:43.421
6	1:02.982	+0.640	10:51:46.403
7	1:04.982	+2.640	10:52:51.385

Runde	Rundenzeit	Diff.	Tageszeit
(85) Mika Freyaldenhoven			
1	1:07.070	+4.570	10:46:27.428
2	1:06.074	+3.574	10:47:33.502
3	1:04.013	+1.513	10:48:37.515
4	1:04.113	+1.613	10:49:41.628
5	1:03.138	+0.638	10:50:44.766
6	1:02.500		10:51:47.266
7	1:07.216	+4.716	10:52:54.482
8	1:06.691	+4.191	10:54:01.173
9	1:07.165	+4.665	10:55:08.338

Ergebnisse vorbehaltlich der techn. und sportl. Nachuntersuchung!!!

Orbits

Zeitnahme: CAMP-COMPANY, Obmann: Ernst Willems, Trierweiler

Rennleiter: Dieter Bringsken, Duisburg

Aushang: _____ h _____ - Reg.Nr. K 03/2016

www.mylaps.com

Lizensiert für Camp Company

Ostercup Kerpen 2016

Junioren ohne OK

Erftlandring Kerpen 1,107 Km


Rennen 1 - R3

27.03.2016 12:15

Rennen (12 Runden)

8	85	
	15	
7	82	83
	13	
6	39	38
	11	
5	81	27
	9	
4	66	64
	7	
3	30	21
	5	
2	65	37
	3	
1	25	24
		2

POLE POSITION 1



Ergebnisse vorbehaltlich der techn. und sportl. Nachuntersuchung!!!

Orbits

Zeitnahme: CAMP-COMPANY, Obmann: Ernst Willems, Trierweiler

Rennleiter: Dieter Bringsken, Duisburg

Aushang: _____ h _____ - Reg.Nr. K 03/2016



www.mylaps.com

Lizenziert für Camp Company

Ostercup Kerpen 2016

Junioren ohne OK

Erftlandring Kerpen 1,107 Km

Rennen 1 - R3

27.03.2016 12:15

Rennen (12 Runden) gestartet um 12:18:48

Pos.	Nr.	Name	Nat.-Wohnort	Fabrikat	Bewerber/Sponsor	Rnd.	Gesamtzeit	Diff.	Beste Zeit	In Rd.	Pkt.
ROK Junioren											
1	65	Levi O` Dey	GER-Jülich	Tony/ROK Jun.	KSM	12	9:50.884		47.819	8	20
2	66	Konstantin Kapetanidis	GER-Bergheim	Tony/Vortex ROK		12	10:00.428	9.544	48.346	12	18
3	64	Marcel Mayer	GER-Nüsttal	Tony/Vortex ROK	KSM	12	10:09.069	18.185	49.289	11	16
Rotax Junioren											
1	83	Isabell Brosselt	NED-Vaals	Tony/Rotax	RMW	12	10:13.274		49.520	11	20
2	81	Jonas Wollscheid	GER-Castrop-Rauxel	Sodi/Rotax	Beule Kart Racing Team	12	10:14.340	1.066	49.456	12	18
3	85	Mika Freyaldenhoven	GER-Dahlem	Kosmos/Rotax		11	9:31.137	1 Runde	49.391	9	16
4	82	David Kurth	GER-Bad Münstereifel	Zanardi/Rotax		10	8:45.328	2 Runden	50.350	6	15
X30 Jun											
1	25	Marek Schaller	GER-Erndtebrück	Tony/IAME	RMW Motorsport	12	9:26.849		46.283	9	20
2	24	Tom Kölsch	GER-Wilnsdorf	Tony/IAME	RMW Motorsport	12	9:33.840	6.991	47.165	9	18
3	21	Andreas Lindner	GER-Deggendorf	MadCroc/Iame		12	9:46.987	20.138	47.732	10	16
4	37	Marcel Schminke	GER-Bad Wildungen	Tony/IAME	ADAC Hessen-Thüringen/RMW Motorsp	12	9:47.207	20.358	47.318	7	15
5	38	Henrik Schulze Frenking	GER-Nottuln	Intrepid/IAME		12	9:50.034	23.185	46.862	11	14
6	30	Leo Stienemeier	GER-Neuss	Tony/IAME	RMW Motorsport	12	9:58.452	31.603	47.241	7	13
Nicht Klassifiziert (75% = 9 Rnd.)											
	39	Julian Wannemacher	GER-Langen	ART/IAME	Kircher Motorsport		11.006	12 Runden		0	0
DNS	27	Moritz Wiskirchen	GER-Euskirchen	Tony/IAME	RMW Motorsport			DNS		0	0

Bemerkungen

#30,38,39: +10s - Spoiler

Vorsprung	Ø km/h	Beste Rundenzeit	km/h	Beste Runde von
6.991	84,365	46.283	86,105	25 - Marek Schaller

Ergebnisse vorbehaltlich der techn. und sportl. Nachuntersuchung!!!

Orbits

Zeitnahme: CAMP-COMPANY, Obmann: Ernst Willems, Trierweiler

Rennleiter: Dieter Bringsken, Duisburg

Aushang: _____ h _____ - Reg.Nr. K 03/2016

Lizenziert für Camp Company

Gedruckt: 27.03.2016 12:44:02

Ostercup Kerpen 2016

Junioren ohne OK

Erftlandring Kerpen 1,107 Km

Rennen 1 - R3

27.03.2016 12:15

Rennen (12 Runden) gestartet um 12:18:48

Runde	Rundenzeit	Diff.	Tageszeit
(25) Marek Schaller			
1	50.844	+4.561	12:19:39.722
2	48.700	+2.417	12:20:28.422
3	47.511	+1.228	12:21:15.933
4	47.209	+0.926	12:22:03.142
5	47.088	+0.805	12:22:50.230
6	46.728	+0.445	12:23:36.958
7	46.616	+0.333	12:24:23.574
8	46.492	+0.209	12:25:10.066
9	46.283		12:25:56.349
10	46.337	+0.054	12:26:42.686
11	46.611	+0.328	12:27:29.297
12	46.430	+0.147	12:28:15.727

Runde	Rundenzeit	Diff.	Tageszeit
(24) Tom Kölsch			
1	51.019	+3.854	12:19:40.013
2	48.635	+1.470	12:20:28.648
3	47.668	+0.503	12:21:16.316
4	47.279	+0.114	12:22:03.595
5	47.250	+0.085	12:22:50.845
6	47.423	+0.258	12:23:38.268
7	47.429	+0.264	12:24:25.697
8	47.347	+0.182	12:25:13.044
9	47.165		12:26:00.209
10	47.323	+0.158	12:26:47.532
11	47.554	+0.389	12:27:35.086
12	47.632	+0.467	12:28:22.718

Runde	Rundenzeit	Diff.	Tageszeit
(38) Henrik Schulze Frenking			
1	52.714	+5.852	12:19:42.719
2	49.982	+3.120	12:20:32.701
3	49.334	+2.472	12:21:22.035
4	48.179	+1.317	12:22:10.214
5	47.703	+0.841	12:22:57.917
6	47.309	+0.447	12:23:45.226
7	47.926	+1.064	12:24:33.152
8	47.188	+0.326	12:25:20.340
9	47.720	+0.858	12:26:08.060
10	47.124	+0.262	12:26:55.184
11	46.862		12:27:42.046
12	46.866	+0.004	12:28:28.912

Runde	Rundenzeit	Diff.	Tageszeit
(21) Andreas Lindner			
1	52.598	+4.866	12:19:41.819
2	50.121	+2.389	12:20:31.940
3	49.362	+1.630	12:21:21.302
4	49.361	+1.629	12:22:10.663
5	48.432	+0.700	12:22:59.095
6	48.431	+0.699	12:23:47.526
7	48.046	+0.314	12:24:35.572
8	47.817	+0.085	12:25:23.389
9	48.143	+0.411	12:26:11.532
10	47.732		12:26:59.264
11	47.997	+0.265	12:27:47.261
12	48.604	+0.872	12:28:35.865

Runde	Rundenzeit	Diff.	Tageszeit
(37) Marcel Schminke			
1	53.308	+5.990	12:19:42.376
2	50.590	+3.272	12:20:32.966
3	50.870	+3.552	12:21:23.836
4	49.128	+1.810	12:22:12.964
5	48.272	+0.954	12:23:01.236
6	47.455	+0.137	12:23:48.691
7	47.318		12:24:36.009
8	47.588	+0.270	12:25:23.597

Runde	Rundenzeit	Diff.	Tageszeit
9	48.201	+0.883	12:26:11.798
10	48.251	+0.933	12:27:00.049
11	47.400	+0.082	12:27:47.449
12	48.636	+1.318	12:28:36.085
(30) Leo Stienemeier			
1	52.838	+5.597	12:19:42.166
2	50.304	+3.063	12:20:32.470
3	51.215	+3.974	12:21:23.685
4	49.005	+1.764	12:22:12.690
5	48.307	+1.066	12:23:00.997
6	47.560	+0.319	12:23:48.557
7	47.241		12:24:35.798
8	48.996	+1.755	12:25:24.794
9	49.080	+1.839	12:26:13.874
10	47.710	+0.469	12:27:01.584
11	47.820	+0.579	12:27:49.404
12	47.926	+0.685	12:28:37.330

Runde	Rundenzeit	Diff.	Tageszeit
(65) Levi O' Deay			
1	52.467	+4.648	12:19:41.571
2	51.049	+3.230	12:20:32.620
3	49.087	+1.268	12:21:21.707
4	49.296	+1.477	12:22:11.003
5	48.839	+1.020	12:22:59.842
6	48.109	+0.290	12:23:47.951
7	49.320	+1.501	12:24:37.271
8	47.819		12:25:25.090
9	49.839	+2.020	12:26:14.929
10	47.925	+0.106	12:27:02.854
11	48.577	+0.758	12:27:51.431
12	48.331	+0.512	12:28:39.762

Runde	Rundenzeit	Diff.	Tageszeit
(66) Konstantin Kapetanidis			
1	55.599	+7.253	12:19:45.253
2	50.848	+2.502	12:20:36.101
3	50.033	+1.687	12:21:26.134
4	50.374	+2.028	12:22:16.508
5	49.179	+0.833	12:23:05.687
6	48.856	+0.510	12:23:54.543
7	49.190	+0.844	12:24:43.733
8	49.309	+0.963	12:25:33.042
9	50.319	+1.973	12:26:23.361
10	48.718	+0.372	12:27:12.079
11	48.881	+0.535	12:28:00.960
12	48.346		12:28:49.306

Runde	Rundenzeit	Diff.	Tageszeit
(64) Marcel Mayer			
1	56.128	+6.839	12:19:45.780
2	52.609	+3.320	12:20:38.389
3	51.286	+1.997	12:21:29.675
4	50.395	+1.106	12:22:20.070
5	50.269	+0.980	12:23:10.339
6	50.369	+1.080	12:24:00.708
7	49.767	+0.478	12:24:50.475
8	49.606	+0.317	12:25:40.081
9	49.579	+0.290	12:26:29.660
10	49.564	+0.275	12:27:19.224
11	49.289		12:28:08.513
12	49.434	+0.145	12:28:57.947

Runde	Rundenzeit	Diff.	Tageszeit
(83) Isabell Brosselt			
1	55.699	+6.179	12:19:46.301
2	52.408	+2.888	12:20:38.709
3	52.375	+2.855	12:21:31.084
4	51.086	+1.566	12:22:22.170

Runde	Rundenzeit	Diff.	Tageszeit
5	51.285	+1.765	12:23:13.455
6	49.874	+0.354	12:24:03.329
7	49.644	+0.124	12:24:52.973
8	49.953	+0.433	12:25:42.926
9	50.226	+0.706	12:26:33.152
10	49.768	+0.248	12:27:22.920
11	49.520		12:28:12.440
12	49.712	+0.192	12:29:02.152

Runde	Rundenzeit	Diff.	Tageszeit
(81) Jonas Wollscheid			
1	55.851	+6.395	12:19:45.600
2	52.593	+3.137	12:20:38.193
3	52.428	+2.972	12:21:30.621
4	51.326	+1.870	12:22:21.947
5	52.144	+2.688	12:23:14.091
6	49.989	+0.533	12:24:04.080
7	49.803	+0.347	12:24:53.883
8	50.121	+0.665	12:25:44.004
9	50.033	+0.577	12:26:34.037
10	50.025	+0.569	12:27:24.062
11	49.700	+0.244	12:28:13.762
12	49.456		12:29:03.218

Runde	Rundenzeit	Diff.	Tageszeit
(85) Mika Freyaldenhoven			
1	55.737	+6.346	12:19:46.190
2	58.976	+9.585	12:20:45.166
3	51.851	+2.460	12:21:37.017
4	51.380	+1.989	12:22:28.397
5	50.354	+0.963	12:23:18.751
6	49.644	+0.253	12:24:08.395
7	49.939	+0.548	12:24:58.334
8	49.546	+0.155	12:25:47.880
9	49.391		12:26:37.271
10	49.898	+0.507	12:27:27.169
11	52.846	+3.455	12:28:20.015

Runde	Rundenzeit	Diff.	Tageszeit
(82) David Kurth			
1	56.455	+6.105	12:19:46.615
2	58.097	+7.747	12:20:44.712
3	52.065	+1.715	12:21:36.777
4	52.079	+1.729	12:22:28.856
5	50.644	+0.294	12:23:19.500
6	50.350		12:24:09.850
7	50.588	+0.238	12:25:00.438
8	50.425	+0.075	12:25:50.863
9	52.024	+1.674	12:26:42.887
10	51.319	+0.969	12:27:34.206

Ostercup Kerpen 2016

Junioren ohne OK

Erftlandring Kerpen 1,107 Km


Rennen 2 - R8

27.03.2016 14:35

Rennen (12 Runden)

8	27	
	15	
7	82	39
	13	
6	81	85
	11	
5	64	83
	9	
4	30	66
	7	
3	38	65
	5	
2	21	37
	3	
1	25	24
		2

POLE POSITION 1



Ergebnisse vorbehaltlich der techn. und sportl. Nachuntersuchung!!!

Orbits

Zeitnahme: CAMP-COMPANY, Obmann: Ernst Willems, Trierweiler

Rennleiter: Dieter Bringsken, Duisburg

Aushang: _____ h _____ - Reg.Nr. K 03/2016



www.mylaps.com

Lizensiert für Camp Company

Ostercup Kerpen 2016

Junioren ohne OK

Erftlandring Kerpen 1,107 Km

Rennen 2 - R8

27.03.2016 14:35

Rennen (12 Runden) gestartet um 14:38:14

Pos.	Nr.	Name	Nat.-Wohnort	Fabrikat	Bewerber/Sponsor	Rnd.	Gesamtzeit	Diff.	Beste Zeit	In Rd.	Pkt.
ROK Junioren											
1	66	Konstantin Kapetanidis	GER-Bergheim	Tony/Vortex ROK		12	9:39.145		47.098	11	20
2	65	Levi O` Dey	GER-Jülich	Tony/ROK Jun.	KSM	12	9:46.004	6.859	46.635	10	18
3	64	Marcel Mayer	GER-Nüsttal	Tony/Vortex ROK	KSM	12	9:49.737	10.592	48.328	12	16
Rotax Junioren											
1	85	Mika Freyaldenhoven	GER-Dahlem	Kosmos/Rotax		12	9:57.747		48.797	12	20
2	81	Jonas Wollscheid	GER-Castrop-Rauxel	Sodi/Rotax	Beule Kart Racing Team	12	10:04.270	6.523	49.072	12	18
3	83	Isabell Brosselt	NED-Vaals	Tony/Rotax	RMW	12	10:07.985	10.238	49.090	11	16
4	82	David Kurth	GER-Bad Münstereifel	Zanardi/Rotax		11	9:43.280	1 Runde	49.550	6	15
X30 Jun											
1	25	Marek Schaller	GER-Erndtebrück	Tony/IAME	RMW Motorsport	12	9:22.312		46.305	11	20
2	38	Henrik Schulze Frenking	GER-Nottuin	Intrepid/IAME		12	9:30.204	7.892	46.121	12	18
3	21	Andreas Lindner	GER-Deggendorf	MadCroc/Iame		12	9:35.842	13.530	47.444	10	16
4	24	Tom Kölsch	GER-Wilnsdorf	Tony/IAME	RMW Motorsport	12	9:38.781	16.469	47.081	10	15
5	39	Julian Wannemacher	GER-Langen	ART/IAME	Kircher Motorsport	12	9:46.425	24.113	47.320	12	14
6	27	Moritz Wiskirchen	GER-Euskirchen	Tony/IAME	RMW Motorsport	12	10:00.457	38.145		0	13
Nicht Klassifiziert (75% = 9 Rnd.)											
37		Marcel Schminke	GER-Bad Wildungen	Tony/IAME	ADAC Hessen-Thüringen/RMW Motorsp	8	9:04.805	4 Runden	48.243	2	0
30		Leo Stienemeier	GER-Neuss	Tony/IAME	RMW Motorsport	4	6:16.633	8 Runden	49.443	2	0

Bemerkungen

#38 + 83: +3s - Korridor

#65: +10s - Spoiler

Vorsprung	Ø km/h	Beste Rundenzeit	km/h	Beste Runde von
7.892	85,046	46.121	86,407	38 - Henrik Schulze Frenking

Ergebnisse vorbehaltlich der techn. und sportl. Nachuntersuchung!!!

Orbits

Zeitnahme: CAMP-COMPANY, Obmann: Ernst Willems, Trierweiler

Rennleiter: Dieter Bringsken, Duisburg

Aushang: _____ h _____ - Reg.Nr. K 03/2016

Gedruckt: 27.03.2016 14:53:40




Lizenziert für Camp Company

Ostercup Kerpen 2016**Junioren ohne OK****Erftlandring Kerpen 1,107 Km****Rennen 2 - R8****27.03.2016 14:35****Rennen (12 Runden) gestartet um 14:38:14**

Runde	Rundenzeit	Diff.	Tageszeit
(25) Marek Schaller			
1	49.187	+2.882	14:39:03.984
2	47.656	+1.351	14:39:51.640
3	46.935	+0.630	14:40:38.575
4	46.499	+0.194	14:41:25.074
5	46.347	+0.042	14:42:11.421
6	46.603	+0.298	14:42:58.024
7	46.705	+0.400	14:43:44.729
8	46.656	+0.351	14:44:31.385
9	46.565	+0.260	14:45:17.950
10	46.328	+0.023	14:46:04.278
11	46.305		14:46:50.583
12	46.526	+0.221	14:47:37.109

(38) Henrik Schulze Frenking			
1	50.404	+4.283	14:39:05.442
2	49.224	+3.103	14:39:54.666
3	46.808	+0.687	14:40:41.474
4	47.608	+1.487	14:41:29.082
5	47.316	+1.195	14:42:16.398
6	46.264	+0.143	14:43:02.662
7	46.655	+0.534	14:43:49.317
8	46.332	+0.211	14:44:35.649
9	46.507	+0.386	14:45:22.156
10	47.160	+1.039	14:46:09.316
11	46.564	+0.443	14:46:55.880
12	46.121		14:47:42.001

(21) Andreas Lindner			
1	49.844	+2.400	14:39:04.733
2	48.266	+0.822	14:39:52.999
3	48.112	+0.668	14:40:41.111
4	47.810	+0.366	14:41:28.921
5	47.926	+0.482	14:42:16.847
6	47.651	+0.207	14:43:04.498
7	47.477	+0.033	14:43:51.975
8	47.721	+0.277	14:44:39.696
9	47.530	+0.086	14:45:27.226
10	47.444		14:46:14.670
11	47.884	+0.440	14:47:02.554
12	48.085	+0.641	14:47:50.639

(24) Tom Kölsch			
1	50.063	+2.982	14:39:04.895
2	48.308	+1.227	14:39:53.203
3	48.128	+1.047	14:40:41.331
4	48.018	+0.937	14:41:29.349
5	47.632	+0.551	14:42:16.981
6	50.916	+3.835	14:43:07.897
7	48.308	+1.227	14:43:56.205
8	47.818	+0.737	14:44:44.023
9	47.701	+0.620	14:45:31.724
10	47.081		14:46:18.805
11	47.395	+0.314	14:47:06.200
12	47.378	+0.297	14:47:53.578

(66) Konstantin Kapetanidis			
1	51.773	+4.675	14:39:07.097
2	48.840	+1.742	14:39:55.937
3	48.357	+1.259	14:40:44.294
4	47.904	+0.806	14:41:32.198
5	47.950	+0.852	14:42:20.148
6	48.458	+1.360	14:43:08.606
7	48.133	+1.035	14:43:56.739
8	47.473	+0.375	14:44:44.212

9	47.739	+0.641	14:45:31.951
10	47.471	+0.373	14:46:19.422
11	47.098		14:47:06.520
12	47.422	+0.324	14:47:53.942

(65) Levi O'Dey			
1	50.605	+3.970	14:39:05.758
2	48.803	+2.168	14:39:54.561
3	47.972	+1.337	14:40:42.533
4	47.087	+0.452	14:41:29.620
5	47.604	+0.969	14:42:17.224
6	49.879	+3.244	14:43:07.103
7	48.966	+2.331	14:43:56.069
8	47.280	+0.645	14:44:43.349
9	47.078	+0.443	14:45:30.427
10	46.635		14:46:17.062
11	46.692	+0.057	14:47:03.754
12	47.047	+0.412	14:47:50.801

(39) Julian Wannemacher			
1	53.184	+5.864	14:39:09.272
2	49.662	+2.342	14:39:58.934
3	49.157	+1.837	14:40:48.091
4	49.122	+1.802	14:41:37.213
5	48.079	+0.759	14:42:25.292
6	47.730	+0.410	14:43:13.022
7	48.494	+1.174	14:44:01.516
8	48.264	+0.944	14:44:49.780
9	48.970	+1.650	14:45:38.750
10	47.745	+0.425	14:46:26.495
11	47.407	+0.087	14:47:13.902
12	47.320		14:48:01.222

(64) Marcel Mayer			
1	52.205	+3.877	14:39:07.521
2	49.287	+0.959	14:39:56.808
3	49.225	+0.897	14:40:46.033
4	48.950	+0.622	14:41:34.983
5	48.730	+0.402	14:42:23.713
6	48.605	+0.277	14:43:12.318
7	49.491	+1.163	14:44:01.809
8	48.638	+0.310	14:44:50.447
9	48.930	+0.602	14:45:39.377
10	48.379	+0.051	14:46:27.756
11	48.450	+0.122	14:47:16.206
12	48.328		14:48:04.534

(85) Mika Freyaldenhoven			
1	53.591	+4.794	14:39:09.569
2	49.799	+1.002	14:39:59.368
3	50.135	+1.338	14:40:49.503
4	50.835	+2.038	14:41:40.338
5	49.469	+0.672	14:42:29.807
6	48.948	+0.151	14:43:18.755
7	49.070	+0.273	14:44:07.825
8	48.846	+0.049	14:44:56.671
9	48.982	+0.185	14:45:45.653
10	48.984	+0.187	14:46:34.637
11	49.110	+0.313	14:47:23.747
12	48.797		14:48:12.544

(27) Moritz Wiskirchen			
1	49.733	4:00:05.042	14:42:30.258
2	48.813	4:00:05.962	14:43:19.071
3	49.048	4:00:05.727	14:44:08.119
4	48.983	4:00:05.792	14:44:57.102

5	48.766	4:00:06.009	14:45:45.868
6	51.075	4:00:03.700	14:46:36.943
7	49.187	4:00:05.588	14:47:26.130
8	49.124	4:00:05.651	14:48:15.254

(81) Jonas Wollscheid			
1	52.455	+3.383	14:39:07.851
2	49.971	+0.899	14:39:57.822
3	49.391	+0.319	14:40:47.213
4	49.908	+0.836	14:41:37.121
5	50.135	+1.063	14:42:27.256
6	49.561	+0.489	14:43:16.817
7	49.586	+0.514	14:44:06.403
8	49.603	+0.531	14:44:56.006
9	49.502	+0.430	14:45:45.508
10	55.106	+6.034	14:46:40.614
11	49.381	+0.309	14:47:29.995
12	49.072		14:48:19.067

(83) Isabell Brosselt			
1	52.310	+3.220	14:39:07.965
2	50.372	+1.282	14:39:58.337
3	50.143	+1.053	14:40:48.480
4	51.775	+2.685	14:41:40.255
5	50.870	+1.780	14:42:31.125
6	49.467	+0.377	14:43:20.592
7	51.108	+2.018	14:44:11.700
8	50.020	+0.930	14:45:01.720
9	49.621	+0.531	14:45:51.341
10	49.900	+0.810	14:46:41.241
11	49.090		14:47:30.331
12	49.451	+0.361	14:48:19.782

(82) David Kurth			
1	52.642	+3.092	14:39:08.471
2	50.335	+0.785	14:39:58.806
3	50.570	+1.020	14:40:49.376
4	51.181	+1.631	14:41:40.557
5	50.828	+1.278	14:42:31.385
6	49.550		14:43:20.935
7	1:04.167	+14.617	14:44:25.102
8	51.124	+1.574	14:45:16.226
9	52.984	+3.434	14:46:09.210
10	50.691	+1.141	14:46:59.901
11	58.176	+8.626	14:47:58.077

(37) Marcel Schminke			
1	50.380	+2.137	14:39:05.351
2	48.243		14:39:53.594
3	1:10.498	+22.255	14:41:04.092
4	1:42.923	+54.680	14:42:47.015
5	1:03.173	+14.930	14:43:50.188
6	1:14.283	+26.040	14:45:04.471
7	59.502	+11.259	14:46:03.973
8	1:15.629	+27.386	14:47:19.602

(30) Leo Stienemeier			
1	54.819	+5.376	14:41:39.971
2	49.443		14:42:29.414
3	50.093	+0.650	14:43:19.507
4	1:11.923	+22.480	14:44:31.430

Ergebnisse vorbehaltlich der techn. und sportl. Nachuntersuchung!!!**Orbits**Zeitnahme: **CAMP-COMPANY**, Obmann: **Ernst Willems, Trierweiler**Rennleiter: **Dieter Bringsken, Duisburg**Aushang: _____ h _____ - Reg.Nr. **K 03/2016**Gedruckt: **27.03.2016 14:54:04**www.mylaps.comLizensiert für **Camp Company**

Ostercup Kerpen 2016

Junioren ohne OK

Erftlandring Kerpen 1,107 Km


Rennen 3 - R13

27.03.2016 16:10

Rennen (12 Runden)

8	30	
	15	
7	82	37
	13	
6	81	83
	11	
5	85	27
	9	
4	39	64
	7	
3	66	65
	5	
2	21	24
	3	
1	25	38
		2

POLE POSITION 1



Ergebnisse vorbehaltlich der techn. und sportl. Nachuntersuchung!!!

Orbits

Zeitnahme: CAMP-COMPANY, Obmann: Ernst Willems, Trierweiler

Rennleiter: Dieter Bringsken, Duisburg

Aushang: _____ h _____ - Reg.Nr. K 03/2016



www.mylaps.com

Lizenziert für Camp Company

Ostercup Kerpen 2016

Junioren ohne OK

Erftlandring Kerpen 1,107 Km

Rennen 3 - R13

27.03.2016 16:10

Rennen (12 Runden) gestartet um 16:10:34

Pos.	Nr.	Name	Nat-Wohnort	Fabrikat	Bewerber/Sponsor	Rnd.	Gesamtzeit	Diff.	Beste Zeit	In Rd.	Pkt.
ROK Junioren											
1	65	Levi O` Dey	GER-Jülich	Tony/ROK Jun.	KSM	12	9:43.338		46.916	11	20
2	64	Marcel Mayer	GER-Nüsttal	Tony/Vortex ROK	KSM	12	9:46.416	3.078	48.156	9	18
3	66	Konstantin Kapetanidis	GER-Bergheim	Tony/Vortex ROK		12	10:06.036	22.698	47.500	11	16
Rotax Junioren											
1	85	Mika Freyaldenhoven	GER-Dahlem	Kosmos/Rotax		12	9:49.474		48.466	5	20
2	83	Isabell Brosselt	NED-Vaals	Tony/Rotax	RMW	12	10:03.039	13.565	49.124	5	18
3	82	David Kurth	GER-Bad Münstereifel	Zanardi/Rotax		11	9:25.145	1 Runde	49.707	5	16
4	81	Jonas Wollscheid	GER-Castrop-Rauxel	Sodi/Rotax	Beule Kart Racing Team	11	9:39.407	1 Runde	48.993	9	15
X30 Jun											
1	38	Henrik Schulze-Frenking	GER-Nottuln	Intrepid/IAME		12	9:19.401		46.075	12	20
2	25	Marek Schaller	GER-Erndtebrück	Tony/IAME	RMW Motorsport	12	9:19.643	0.242	46.062	10	18
3	21	Andreas Lindner	GER-Deggendorf	MadCroc/Iame		12	9:32.876	13.475	46.907	9	16
4	24	Tom Kölsch	GER-Wilnsdorf	Tony/IAME	RMW Motorsport	12	9:33.212	13.811	47.030	9	15
5	39	Julian Wannemacher	GER-Langen	ART/IAME	Kircher Motorsport	12	9:33.972	14.571	46.782	10	14
6	30	Leo Stienemeier	GER-Neuss	Tony/IAME	RMW Motorsport	12	9:34.182	14.781	46.355	10	13
7	37	Marcel Schminke	GER-Bad Wildungen	Tony/IAME	ADAC Hessen-Thüringen/RMW Motorsp	12	9:41.396	21.995	46.920	12	12
8	27	Moritz Wiskirchen	GER-Euskirchen	Tony/IAME	RMW Motorsport	12	10:07.356	47.955	48.860	11	11

Bemerkungen

- #83: +3s - Korridor
- #81 + 65: +10s - Spoiler

Vorsprung	Ø km/h	Beste Rundenzeit	km/h	Beste Runde von
0.242	85,489	46.062	86,518	25 - Marek Schaller

Ergebnisse vorbehaltlich der techn. und sportl. Nachuntersuchung!!!

Orbits

Zeitnahme: CAMP-COMPANY, Obmann: Ernst Willems, Trierweiler

Rennleiter: Dieter Bringsken, Duisburg

Aushang: _____ h _____ - Reg.Nr. K 03/2016

Gedruckt: 27.03.2016 16:26:38




Lizenziert für Camp Company

Ostercup Kerpen 2016

Juniores ohne OK

Erftlandring Kerpen 1,107 Km

Rennen 3 - R13

27.03.2016 16:10

Rennen (12 Runden) gestartet um 16:10:34

Runde	Rundenzeit	Diff.	Tageszeit
(38) Henrik Schulze Frenking			
1	49.511	+3.436	16:11:23.915
2	47.159	+1.084	16:12:11.074
3	46.694	+0.619	16:12:57.768
4	46.577	+0.502	16:13:44.345
5	46.282	+0.207	16:14:30.627
6	46.272	+0.197	16:15:16.899
7	46.246	+0.171	16:16:03.145
8	46.203	+0.128	16:16:49.348
9	46.096	+0.021	16:17:35.444
10	46.082	+0.007	16:18:21.526
11	46.135	+0.060	16:19:07.661
12	46.075		16:19:53.736

Runde	Rundenzeit	Diff.	Tageszeit
(25) Marek Schaller			
1	49.376	+3.314	16:11:23.711
2	47.581	+1.519	16:12:11.292
3	46.722	+0.660	16:12:58.014
4	46.534	+0.472	16:13:44.548
5	46.406	+0.344	16:14:30.954
6	46.143	+0.081	16:15:17.097
7	46.259	+0.197	16:16:03.356
8	46.155	+0.093	16:16:49.511
9	46.139	+0.077	16:17:35.650
10	46.062		16:18:21.712
11	46.202	+0.140	16:19:07.914
12	46.064	+0.002	16:19:53.978

Runde	Rundenzeit	Diff.	Tageszeit
(21) Andreas Lindner			
1	50.075	+3.168	16:11:24.516
2	48.134	+1.227	16:12:12.650
3	47.720	+0.813	16:13:00.370
4	47.382	+0.475	16:13:47.752
5	47.703	+0.796	16:14:35.455
6	47.554	+0.647	16:15:23.009
7	47.796	+0.889	16:16:10.805
8	47.888	+0.981	16:16:58.693
9	46.907		16:17:45.600
10	47.236	+0.329	16:18:32.836
11	46.973	+0.066	16:19:19.809
12	47.402	+0.495	16:20:07.211

Runde	Rundenzeit	Diff.	Tageszeit
(24) Tom Kölsch			
1	50.274	+3.244	16:11:24.800
2	48.070	+1.040	16:12:12.870
3	47.823	+0.793	16:13:00.693
4	47.518	+0.488	16:13:48.211
5	48.132	+1.102	16:14:36.343
6	47.077	+0.047	16:15:23.420
7	47.438	+0.408	16:16:10.858
8	47.424	+0.394	16:16:58.282
9	47.030		16:17:45.312
10	47.174	+0.144	16:18:32.486
11	47.038	+0.008	16:19:19.524
12	48.023	+0.993	16:20:07.547

Runde	Rundenzeit	Diff.	Tageszeit
(39) Julian Wannemacher			
1	50.852	+4.070	16:11:25.647
2	48.457	+1.675	16:12:14.104
3	47.153	+0.371	16:13:01.257
4	47.132	+0.350	16:13:48.389
5	47.714	+0.932	16:14:36.103
6	47.901	+1.119	16:15:24.004
7	48.523	+1.741	16:16:12.527
8	47.080	+0.298	16:16:59.607

Runde	Rundenzeit	Diff.	Tageszeit
9	46.962	+0.180	16:17:46.569
10	46.782		16:18:33.351
11	47.050	+0.268	16:19:20.401
12	47.906	+1.124	16:20:08.307
(30) Leo Stienemeier			
1	51.718	+5.363	16:11:27.871
2	49.504	+3.149	16:12:17.375
3	47.785	+1.430	16:13:05.160
4	48.138	+1.783	16:13:53.298
5	46.881	+0.526	16:14:40.179
6	47.092	+0.737	16:15:27.271
7	46.863	+0.508	16:16:14.134
8	46.709	+0.354	16:17:00.843
9	46.431	+0.076	16:17:47.274
10	46.355		16:18:33.629
11	47.025	+0.670	16:19:20.654
12	47.863	+1.508	16:20:08.517

Runde	Rundenzeit	Diff.	Tageszeit
(37) Marcel Schminke			
1	52.771	+5.851	16:11:28.624
2	49.340	+2.420	16:12:17.964
3	47.827	+0.907	16:13:05.791
4	48.616	+1.696	16:13:54.407
5	48.373	+1.453	16:14:42.780
6	48.292	+1.372	16:15:31.072
7	48.145	+1.225	16:16:19.217
8	48.009	+1.089	16:17:07.226
9	47.452	+0.532	16:17:54.678
10	47.063	+0.143	16:18:41.741
11	47.070	+0.150	16:19:28.811
12	46.920		16:20:15.731

Runde	Rundenzeit	Diff.	Tageszeit
(65) Levi O'Dey			
1	50.734	+3.818	16:11:25.421
2	49.075	+2.159	16:12:14.496
3	47.294	+0.378	16:13:01.790
4	47.096	+0.180	16:13:48.886
5	47.858	+0.942	16:14:36.744
6	46.958	+0.042	16:15:23.702
7	47.263	+0.347	16:16:10.965
8	47.910	+0.994	16:16:58.875
9	46.961	+0.045	16:17:45.836
10	47.216	+0.300	16:18:33.052
11	46.916		16:19:19.968
12	47.705	+0.789	16:20:07.673

Runde	Rundenzeit	Diff.	Tageszeit
(64) Marcel Mayer			
1	51.507	+3.351	16:11:26.444
2	49.218	+1.062	16:12:15.662
3	48.986	+0.830	16:13:04.648
4	49.109	+0.953	16:13:53.757
5	48.525	+0.369	16:14:42.282
6	48.587	+0.431	16:15:30.869
7	48.739	+0.583	16:16:19.608
8	48.262	+0.106	16:17:07.870
9	48.156		16:17:56.026
10	48.291	+0.135	16:18:44.317
11	48.233	+0.077	16:19:32.550
12	48.201	+0.045	16:20:20.751

Runde	Rundenzeit	Diff.	Tageszeit
(85) Mika Freyaldenhoven			
1	51.571	+3.105	16:11:26.762
2	49.300	+0.834	16:12:16.062
3	48.926	+0.460	16:13:04.988
4	49.255	+0.789	16:13:54.243

Runde	Rundenzeit	Diff.	Tageszeit
5	48.466		16:14:42.709
6	49.166	+0.700	16:15:31.875
7	48.735	+0.269	16:16:20.610
8	48.628	+0.162	16:17:09.238
9	48.523	+0.057	16:17:57.761
10	48.672	+0.206	16:18:46.433
11	48.536	+0.070	16:19:34.969
12	48.840	+0.374	16:20:23.809
(83) Isabell Brosselt			
1	52.876	+3.752	16:11:28.332
2	50.324	+1.200	16:12:18.656
3	49.868	+0.744	16:13:08.524
4	49.322	+0.198	16:13:57.846
5	49.124		16:14:46.970
6	49.534	+0.410	16:15:36.504
7	49.688	+0.564	16:16:26.192
8	49.270	+0.146	16:17:15.462
9	49.413	+0.289	16:18:04.875
10	49.982	+0.858	16:18:54.857
11	49.410	+0.286	16:19:44.267
12	50.107	+0.983	16:20:34.374

Runde	Rundenzeit	Diff.	Tageszeit
(66) Konstantin Kapetanidis			
1	50.612	+3.112	16:11:25.205
2	1:01.740	+14.240	16:12:26.945
3	49.184	+1.684	16:13:16.129
4	48.702	+1.202	16:14:04.831
5	48.975	+1.475	16:14:53.806
6	48.132	+0.632	16:15:41.938
7	48.780	+1.280	16:16:30.718
8	48.205	+0.705	16:17:18.923
9	47.580	+0.080	16:18:06.503
10	47.777	+0.277	16:18:54.280
11	47.500		16:19:41.780
12	58.591	+11.091	16:20:40.371

Runde	Rundenzeit	Diff.	Tageszeit
(27) Moritz Wiskirchen			
1	52.444	+3.584	16:11:27.740
2	49.358	+0.498	16:12:17.098
3	58.241	+9.381	16:13:15.339
4	49.331	+0.471	16:14:04.670
5	49.051	+0.191	16:14:53.721
6	50.151	+1.291	16:15:43.872
7	49.136	+0.276	16:16:33.008
8	49.204	+0.344	16:17:22.212
9	49.126	+0.266	16:18:11.338
10	49.507	+0.647	16:19:00.845
11	48.860		16:19:49.705
12	51.986	+3.126	16:20:41.691

Runde	Rundenzeit	Diff.	Tageszeit
(82) David Kurth			
1	53.401	+3.694	16:11:29.145
2	50.380	+0.673	16:12:19.525
3	50.128	+0.421	16:13:09.653
4	49.920	+0.213	16:13:59.573
5	49.707		16:14:49.280
6	50.894	+1.187	16:15:40.174
7	50.445	+0.738	16:16:30.619
8	52.233	+2.526	16:17:22.852
9	51.106	+1.399	16:18:13.958
10	51.567	+1.860	16:19:05.525
11	53.955	+4.248	16:19:59.480

Runde	Rundenzeit	Diff.	Tageszeit
(81) Jonas Wollscheid			
1	52.036	+3.043	16:11:27.352

Ergebnisse vorbehaltlich der techn. und sportl. Nachuntersuchung!!!

Orbits

Zeitnahme: CAMP-COMPANY, Obmann: Ernst Willems, Trierweiler

Rennleiter: Dieter Bringsken, Duisburg

Aushang: _____ h _____ - Reg.Nr. K 03/2016

www.mylaps.com

Lizensiert für Camp Company

Gedruckt: 27.03.2016 16:28:20

Seite 1/2

Ostercup Kerpen 2016

Junioren ohne OK

Erftlandring Kerpen 1,107 Km

Rennen 3 - R13

27.03.2016 16:10

Rennen (12 Runden) gestartet um 16:10:34

Runde	Rundenzeit	Diff.	Tageszeit	Runde	Rundenzeit	Diff.	Tageszeit	Runde	Rundenzeit	Diff.	Tageszeit
2	49.327	+0.334	16:12:16.679								
3	1:06.043	+17.050	16:13:22.722								
4	49.613	+0.620	16:14:12.335								
5	49.323	+0.330	16:15:01.658								
6	49.541	+0.548	16:15:51.199								
7	49.476	+0.483	16:16:40.675								
8	49.112	+0.119	16:17:29.787								
9	48.993		16:18:18.780								
10	54.913	+5.920	16:19:13.693								
11	50.049	+1.056	16:20:03.742								

Ergebnisse vorbehaltlich der techn. und sportl. Nachuntersuchung!!!

Orbits

Zeitnahme: CAMP-COMPANY, Obmann: Ernst Willems, Trierweiler

Rennleiter: Dieter Bringsken, Duisburg

Aushang: _____ h _____ - Reg.Nr. K 03/2016



www.mylaps.com

Lizenziert für Camp Company

Ostercup Kerpen 2016

Junioren ohne OK

Erftlandring Kerpen 1,107 Km

Tageswertung

Pos.	Nr.	Nachname	Vorname	Bewerber/Sponsor	Fabrikat	R1	R2	R3	Gesamtpunktzahl
ROK Junioren									
1	65	O`Dey	Levi	KSM	Tony/ROK Jun.	20	18	20	58
2	66	Kapetanidis	Konstantin		Tony/Vortex ROK	18	20	16	54
3	64	Mayer	Marcel	KSM	Tony/Vortex ROK	16	16	18	50
Rotax Junioren									
1	85	Freyaldenhoven	Mika		Kosmos/Rotax	16	20	20	56
2	83	Brosselt	Isabell	RMW	Tony/Rotax	20	16	18	54
3	81	Wollscheid	Jonas	Beule Kart Racing Team	Sodi/Rotax	18	18	15	51
4	82	Kurth	David		Zanardi/Rotax	15	15	16	46
X30 Jun									
1	25	Schaller	Marek	RMW Motorsport	Tony/IAME	20	20	18	58
2	38	Schulze Frenking	Henrik		Intrepid/IAME	14	18	20	52
3	24	Kölsch	Tom	RMW Motorsport	Tony/IAME	18	15	15	48
4	21	Lindner	Andreas		MadCroc/Iame	16	16	16	48
5	37	Schminke	Marcel	ADAC Hessen-Thüringen/R	Tony/IAME	15	6	12	33
6	30	Stienemeier	Leo	RMW Motorsport	Tony/IAME	13	5,5	13	31,5
7	39	Wannemacher	Julian	Kircher Motorsport	ART/IAME	0	14	14	28
8	27	Wiskirchen	Moritz	RMW Motorsport	Tony/IAME	0	13	11	24

Ergebnisse vorbehaltlich der techn. und sportl. Nachuntersuchung!!!

Orbits

Zeitnahme: CAMP-COMPANY, Obmann: Ernst Willems, Trierweiler

Rennleiter: Dieter Bringsken, Duisburg

Aushang: _____ h _____ - Reg.Nr. K 03/2016



www.mylaps.com

Lizensiert für Camp Company

Gedruckt: 27.03.2016 16:29:07