

# Graf Berghe v. Trips Memorial

Junioren ohne OK

Erftlandring Kerpen 1,107 Km

1. Freies Training

22.10.2016 08:30

Training (10:00 Zeit) gestartet um 8:30:04

Pos.	Nr.	Name	Nat-Wohnort	Fabrikat	Bewerber/Sponsor	Rnd.	Beste Zeit	Diff.	In Rd.	km/h
1	1	Philipp Damhuis	GER-Haren	Kosmic/lame	Team Hemkemeyer	7	58.737		4	67,848
2	8	Tom Kölsch	GER -Wilmsdorf	Tony Kart/IAME X3i	RMW Motorsport /AMC Burbach	10	1:00.264	1.527	8	66,129
3	2	Leo Stienemeier	GER-Neuss	Tony/lame	Stienemeier	10	1:01.847	3.110	10	64,436
4	18	BEN Fricke	GER-Arnsberg	Tony/lame	RMW Motorsport	6	1:02.433	3.696	6	63,832
5	41	Dennis Peter Scott	GER -Wallenhorst	Tony Kart/Vortex R	KSM Schumacher Motorsport GmbH	6	1:02.479	3.742	4	63,785
6	3	Luca Voncken	GER-Stolberg	Mach1/lame	DS Racing	6	1:02.943	4.206	6	63,314
7	7	Leon Hess	GER-Hückelhoven	DRKart/IAME		9	1:03.622	4.885	9	62,639
8	5	Isabell Brosselt	NED-Vaals	Tony kart/lame	rmw motorsport	3	1:04.005	5.268	3	62,264
9	6	Moritz Wiskirchen	GER-Euskirchen	Tony/lame X30	RMW Motorsport	8	1:05.067	6.330	5	61,248

Ergebnisse vorbehaltlich der techn. und sportl. Nachuntersuchung !

Orbits

Zeitnahme: CAMP-COMPANY, Obmann: Ernst Willems, Trierweiler

Rennleiter: Dieter Bringsken, Duisburg

Aushang: \_\_\_\_\_ h \_\_\_\_\_ - ADAC Reg. Nr. K-07/2016



www.mylaps.com

Lizenziert für Camp Company

Gedruckt: 22.10.2016 08:41:35

# Graf Berghe v. Trips Memorial

Junioren ohne OK

Erftlandring Kerpen 1,107 Km

1. Freies Training

22.10.2016 08:30

Training (10:00 Zeit) gestartet um 8:30:04

Runde	Rundenzeit	Diff.	Tageszeit
<b>(1) Philipp Damhuis</b>			
1	1:04.300	+5.563	8:34:27.587
2	59.417	+0.680	8:35:27.004
3	59.350	+0.613	8:36:26.354
4	58.737		8:37:25.091
5	59.810	+1.073	8:38:24.901
6	59.451	+0.714	8:39:24.352
7	1:27.675	+28.938	8:40:52.027

Runde	Rundenzeit	Diff.	Tageszeit
<b>(8) Tom Kölsch</b>			
1	1:13.556	+13.292	8:31:31.731
2	1:04.245	+3.981	8:32:35.976
3	1:03.353	+3.089	8:33:39.329
4	1:01.365	+1.101	8:34:40.694
5	1:00.993	+0.729	8:35:41.687
6	1:01.389	+1.125	8:36:43.076
7	1:01.595	+1.331	8:37:44.671
8	1:00.264		8:38:44.935
9	1:00.642	+0.378	8:39:45.577
10	1:01.406	+1.142	8:40:46.983

Runde	Rundenzeit	Diff.	Tageszeit
<b>(2) Leo Stienemeier</b>			
1	1:10.877	+9.030	8:31:32.841
2	1:06.086	+4.239	8:32:38.927
3	1:04.840	+2.993	8:33:43.767
4	1:03.677	+1.830	8:34:47.444
5	1:02.291	+0.444	8:35:49.735
6	1:02.694	+0.847	8:36:52.429
7	1:02.119	+0.272	8:37:54.548
8	1:02.319	+0.472	8:38:56.867
9	1:04.161	+2.314	8:40:01.028
10	1:01.847		8:41:02.875

Runde	Rundenzeit	Diff.	Tageszeit
<b>(18) BEN Fricke</b>			
1	1:10.593	+8.160	8:35:37.891
2	1:04.713	+2.280	8:36:42.604
3	1:04.339	+1.906	8:37:46.943
4	1:03.244	+0.811	8:38:50.187
5	1:02.547	+0.114	8:39:52.734
6	1:02.433		8:40:55.167

Runde	Rundenzeit	Diff.	Tageszeit
<b>(41) Dennis Peter Scott</b>			
1	1:05.857	+3.378	8:34:10.574
2	1:05.931	+3.452	8:35:16.505
3	1:03.212	+0.733	8:36:19.717
4	1:02.479		8:37:22.196
5	1:02.631	+0.152	8:38:24.827
6	1:06.327	+3.848	8:39:31.154

Runde	Rundenzeit	Diff.	Tageszeit
<b>(3) Luca Voncken</b>			
1	1:16.558	+13.615	8:35:16.402
2	1:06.029	+3.086	8:36:22.431
3	1:06.826	+3.883	8:37:29.257
4	1:03.713	+0.770	8:38:32.970
5	1:03.711	+0.768	8:39:36.681
6	1:02.943		8:40:39.624

Runde	Rundenzeit	Diff.	Tageszeit
<b>(7) Leon Hess</b>			
1	1:11.154	+7.532	8:31:32.007
2	1:04.867	+1.245	8:32:36.874
3	1:05.901	+2.279	8:33:42.775
4	1:05.092	+1.470	8:34:47.867
5	1:57.569	+53.947	8:36:45.436
6	1:05.927	+2.305	8:37:51.363
7	1:04.966	+1.344	8:38:56.329

Runde	Rundenzeit	Diff.	Tageszeit
8	1:05.248	+1.626	8:40:01.577
9	1:03.622		8:41:05.199

Runde	Rundenzeit	Diff.	Tageszeit
<b>(5) Isabell Brosselt</b>			
1	1:07.809	+3.804	8:38:05.803
2	1:04.224	+0.219	8:39:10.027
3	1:04.005		8:40:14.032

Runde	Rundenzeit	Diff.	Tageszeit
<b>(6) Moritz Wiskirchen</b>			
1	1:08.353	+3.286	8:32:17.428
2	1:30.922	+25.855	8:33:48.350
3	1:05.211	+0.144	8:34:53.561
4	1:14.617	+9.550	8:36:08.178
5	1:05.067		8:37:13.245
6	1:08.447	+3.380	8:38:21.692
7	1:21.249	+16.182	8:39:42.941
8	1:06.156	+1.089	8:40:49.097

Runde	Rundenzeit	Diff.	Tageszeit
-------	------------	-------	-----------

Ergebnisse vorbehaltlich der techn. und sportl. Nachuntersuchung !

Orbits

Zeitnahme: CAMP-COMPANY, Obmann: Ernst Willems, Trierweiler

Rennleiter: Dieter Bringsken, Duisburg

Aushang: \_\_\_\_\_ h \_\_\_\_\_ - ADAC Reg. Nr. K-07/2016

www.mylaps.com

Lizensiert für Camp Company

Gedruckt: 22.10.2016 08:43:01

# Graf Berghe v. Trips Memorial

Junioren ohne OK

Erftlandring Kerpen 1,107 Km

2. Freies Training

22.10.2016 10:30

Training (10:00 Zeit) gestartet um 10:30:05

Pos.	Nr.	Name	Nat-Wohnort	Fabrikat	Bewerber/Sponsor	Rnd.	Beste Zeit	Diff.	In Rd.	km/h
1	1	Philipp Damhuis	GER-Haren	Kosmic/Iame	Team Hemkemeyer	9	58.857		8	67,710
2	41	Dennis Peter Scott	GER -Wallenhorst	Tony Kart/Vortex R	KSM Schumacher Motorsport GmbH	10	58.926	0.069	9	67,631
3	8	Tom Kölsch	GER -Wilmsdorf	Tony Kart/IAME X3	RMW Motorsport /AMC Burbach	10	59.145	0.288	9	67,380
4	18	BEN Fricke	GER-Arnsberg	Tony/Iame	RMW Motorsport	10	59.951	1.094	10	66,474
5	3	Luca Voncken	GER-Stolberg	Mach1/Iame	DS Racing	7	1:00.320	1.463	4	66,068
6	2	Leo Stienemeier	GER-Neuss	Tony/Iame	Stienemeier	10	1:00.477	1.620	10	65,896
7	5	Isabell Brosselt	NED-Vaals	Tony kart/Iame	rmw motorsport	10	1:01.097	2.240	9	65,227
8	6	Moritz Wiskirchen	GER-Euskirchen	Tony/Iame X30	RMW Motorsport	9	1:02.060	3.203	8	64,215
9	40	Konstantin Kapetanidis	GER-Bergheim	TONYKART/Vortex	KSM Schumacher Racing Team	9	1:02.226	3.369	8	64,044
10	42	David Kurth	GER-Bad Münstereifel	Zanardi/Vortex		8	1:02.268	3.411	6	64,001
11	7	Leon Hess	GER-Hückelhoven	DRKart/IAME		9	1:03.111	4.254	9	63,146

Ergebnisse vorbehaltlich der techn. und sportl. Nachuntersuchung !

Orbits

Zeitnahme: CAMP-COMPANY, Obmann: Ernst Willems, Trierweiler

Rennleiter: Dieter Bringsken, Duisburg

Aushang: \_\_\_\_\_ h \_\_\_\_\_ - ADAC Reg. Nr. K-07/2016

www.mylaps.com

Lizensiert für Camp Company

Gedruckt: 22.10.2016 10:41:19

# Graf Berghe v. Trips Memorial

Junioren ohne OK

Erftlandring Kerpen 1,107 Km

2. Freies Training

22.10.2016 10:30

Training (10:00 Zeit) gestartet um 10:30:05

Runde	Rundenzeit	Diff.	Tageszeit
<b>(1) Philipp Damhuis</b>			
1	1:03.383	+4.526	10:31:21.205
2	1:00.409	+1.552	10:32:21.614
3	59.232	+0.375	10:33:20.846
4	1:00.399	+1.542	10:34:21.245
5	59.063	+0.206	10:35:20.308
6	59.581	+0.724	10:36:19.889
7	59.366	+0.509	10:37:19.255
8	58.857		10:38:18.112
9	59.123	+0.266	10:39:17.235

Runde	Rundenzeit	Diff.	Tageszeit
<b>(41) Dennis Peter Scott</b>			
1	1:05.344	+6.418	10:31:22.876
2	1:01.201	+2.275	10:32:24.077
3	1:00.474	+1.548	10:33:24.551
4	1:00.170	+1.244	10:34:24.721
5	59.624	+0.698	10:35:24.345
6	58.994	+0.068	10:36:23.339
7	59.010	+0.084	10:37:22.349
8	1:00.839	+1.913	10:38:23.188
9	58.926		10:39:22.114
10	59.468	+0.542	10:40:21.582

Runde	Rundenzeit	Diff.	Tageszeit
<b>(8) Tom Kölsch</b>			
1	1:04.694	+5.549	10:31:20.847
2	1:00.287	+1.142	10:32:21.134
3	59.624	+0.479	10:33:20.758
4	1:00.313	+1.168	10:34:21.071
5	1:00.474	+1.329	10:35:21.545
6	59.918	+0.773	10:36:21.463
7	1:00.346	+1.201	10:37:21.809
8	59.994	+0.849	10:38:21.803
9	59.145		10:39:20.948
10	59.857	+0.712	10:40:20.805

Runde	Rundenzeit	Diff.	Tageszeit
<b>(18) BEN Fricke</b>			
1	1:30.669	+30.718	10:31:44.136
2	1:01.835	+1.884	10:32:45.971
3	1:00.914	+0.963	10:33:46.885
4	1:00.592	+0.641	10:34:47.477
5	1:00.964	+1.013	10:35:48.441
6	1:07.151	+7.200	10:36:55.592
7	1:01.217	+1.266	10:37:56.809
8	1:00.832	+0.881	10:38:57.641
9	1:00.186	+0.235	10:39:57.827
10	59.951		10:40:57.778

Runde	Rundenzeit	Diff.	Tageszeit
<b>(3) Luca Voncken</b>			
1	1:06.070	+5.750	10:34:08.608
2	1:01.847	+1.527	10:35:10.455
3	1:01.020	+0.700	10:36:11.475
4	1:00.320		10:37:11.795
5	1:07.203	+6.883	10:38:18.998
6	1:01.018	+0.698	10:39:20.016
7	1:01.413	+1.093	10:40:21.429

Runde	Rundenzeit	Diff.	Tageszeit
<b>(2) Leo Stienemeier</b>			
1	1:05.284	+4.807	10:31:21.963
2	1:01.932	+1.455	10:32:23.895
3	1:18.112	+17.635	10:33:42.007
4	1:01.954	+1.477	10:34:43.961
5	1:01.330	+0.853	10:35:45.291
6	1:01.911	+1.434	10:36:47.202
7	1:01.468	+0.991	10:37:48.670
8	1:01.897	+1.420	10:38:50.567

Runde	Rundenzeit	Diff.	Tageszeit
9	1:00.849	+0.372	10:39:51.416
10	1:00.477		10:40:51.893

Runde	Rundenzeit	Diff.	Tageszeit
<b>(5) Isabell Brosselt</b>			
1	1:07.181	+6.084	10:31:27.227
2	1:02.665	+1.568	10:32:29.892
3	1:02.890	+1.793	10:33:32.782
4	1:02.029	+0.932	10:34:34.811
5	1:01.742	+0.645	10:35:36.553
6	1:01.433	+0.336	10:36:37.986
7	1:05.368	+4.271	10:37:43.354
8	1:01.856	+0.759	10:38:45.210
9	1:01.097		10:39:46.307
10	1:01.262	+0.165	10:40:47.569

Runde	Rundenzeit	Diff.	Tageszeit
<b>(6) Moritz Wiskirchen</b>			
1	1:32.769	+30.709	10:31:48.165
2	1:14.902	+12.842	10:33:03.067
3	1:07.948	+5.888	10:34:11.015
4	1:03.740	+1.680	10:35:14.755
5	1:03.252	+1.192	10:36:18.007
6	1:03.379	+1.319	10:37:21.386
7	1:03.140	+1.080	10:38:24.526
8	1:02.060		10:39:26.586
9	1:09.097	+7.037	10:40:35.683

Runde	Rundenzeit	Diff.	Tageszeit
<b>(40) Konstantin Kapetanidis</b>			
1	1:11.584	+9.358	10:31:31.193
2	1:10.606	+8.380	10:32:41.799
3	1:07.120	+4.894	10:33:48.919
4	1:05.008	+2.782	10:34:53.927
5	1:03.462	+1.236	10:35:57.389
6	1:02.767	+0.541	10:37:00.156
7	1:02.391	+0.165	10:38:02.547
8	1:02.226		10:39:04.773
9	1:35.220	+32.994	10:40:39.993

Runde	Rundenzeit	Diff.	Tageszeit
<b>(42) David Kurth</b>			
1	1:05.477	+3.209	10:31:20.447
2	1:17.803	+15.535	10:32:38.250
3	1:24.103	+21.835	10:34:02.353
4	1:03.363	+1.095	10:35:05.716
5	1:22.646	+20.378	10:36:28.362
6	1:02.268		10:37:30.630
7	1:31.743	+29.475	10:39:02.373
8	1:09.878	+7.610	10:40:12.251

Runde	Rundenzeit	Diff.	Tageszeit
<b>(7) Leon Hess</b>			
1	1:14.569	+11.458	10:31:29.137
2	1:06.021	+2.910	10:32:35.158
3	1:05.392	+2.281	10:33:40.550
4	1:05.257	+2.146	10:34:45.807
5	1:04.759	+1.648	10:35:50.566
6	1:03.792	+0.681	10:36:54.358
7	1:11.988	+8.877	10:38:06.346
8	1:04.488	+1.377	10:39:10.834
9	1:03.111		10:40:13.945

Ergebnisse vorbehaltlich der techn. und sportl. Nachuntersuchung !

Orbits

Zeitnahme: CAMP-COMPANY, Obmann: Ernst Willems, Trierweiler

Rennleiter: Dieter Bringsken, Duisburg

Aushang: \_\_\_\_\_ h \_\_\_\_\_ - ADAC Reg. Nr. K-07/2016

www.mylaps.com

Lizensiert für Camp Company

# Graf Berghe v. Trips Memorial

Junioren ohne OK

Erftlandring Kerpen 1,107 Km

Zeittraining

22.10.2016 13:15

Qualifikation (10:00 Zeit) gestartet um 13:15:06

Pos.	Nr.	Name	Nat-Wohnort	Fabrikat	Bewerber/Sponsor	Rnd.	Beste Zeit	Diff.	In Rd.	km/h
1	1	Philipp Damhuis	GER-Haren	Kosmic/Iame	Team Hemkemeyer	12	49.360		11	80,737
2	18	BEN Fricke	GER-Arnsberg	Tony/Iame	RMW Motorsport	11	49.580	0.220	11	80,379
3	41	Dennis Peter Scott	GER -Wallenhorst	Tony Kart/Vortex R	KSM Schumacher Motorsport GmbH	9	50.051	0.691	9	79,623
4	8	Tom Kölsch	GER -Wilmsdorf	Tony Kart/IAME X3i	RMW Motorsport /AMC Burbach	11	50.204	0.844	10	79,380
5	3	Luca Voncken	GER-Stolberg	Mach1/Iame	DS Racing	11	50.409	1.049	10	79,057
6	5	Isabell Brosselt	NED-Vaals	Tony kart/Iame	rmw motorsport	11	51.085	1.725	10	78,011
7	6	Moritz Wiskirchen	GER-Euskirchen	Tony/Iame X30	RMW Motorsport	11	53.374	4.014	9	74,666
8	40	Konstantin Kapetanidis	GER-Bergheim	TONYKART/Vortex	KSM Schumacher Racing Team	11	53.519	4.159	7	74,463
9	42	David Kurth	GER-Bad Münstereifel	Zanardi/Vortex		9	54.140	4.780	7	73,609
10	2	Leo Stienemeier	GER-Neuss	Tony/Iame	RMW Motorsport/Spienemeier	5	54.159	4.799	4	73,583
11	7	Leon Hess	GER-Hückelhoven	DRKart/IAME		10	55.216	5.856	9	72,175

Ergebnisse vorbehaltlich der techn. und sportl. Nachuntersuchung !

Orbits

Zeitnahme: CAMP-COMPANY, Obmann: Ernst Willems, Trierweiler

Rennleiter: Dieter Bringsken, Duisburg

Aushang: \_\_\_\_\_ h \_\_\_\_\_ - ADAC Reg. Nr. K-07/2016

www.mylaps.com

Lizenziert für Camp Company

# Graf Berghe v. Trips Memorial

Junioren ohne OK

Erftlandring Kerpen 1,107 Km

Zeittraining

22.10.2016 13:15

Qualifikation (10:00 Zeit) gestartet um 13:15:06

Runde	Rundenzeit	Diff.	Tageszeit
<b>(1) Philipp Damhuis</b>			
1	1:02.505	+13.145	13:16:18.284
2	56.005	+6.645	13:17:14.289
3	54.463	+5.103	13:18:08.752
4	52.737	+3.377	13:19:01.489
5	51.305	+1.945	13:19:52.794
6	50.540	+1.180	13:20:43.334
7	50.800	+1.440	13:21:34.134
8	49.843	+0.483	13:22:23.977
9	50.330	+0.970	13:23:14.307
10	49.453	+0.093	13:24:03.760
11	49.360		13:24:53.120
12	49.567	+0.207	13:25:42.687

<b>(18) BEN Fricke</b>			
1	59.237	+9.657	13:16:29.089
2	57.889	+8.309	13:17:26.978
3	55.697	+6.117	13:18:22.675
4	54.734	+5.154	13:19:17.409
5	52.343	+2.763	13:20:09.752
6	53.865	+4.285	13:21:03.617
7	52.777	+3.197	13:21:56.394
8	50.918	+1.338	13:22:47.312
9	50.284	+0.704	13:23:37.596
10	49.792	+0.212	13:24:27.388
11	49.580		13:25:16.968

<b>(41) Dennis Peter Scott</b>			
1	1:02.290	+12.239	13:18:22.443
2	53.964	+3.913	13:19:16.407
3	53.112	+3.061	13:20:09.519
4	53.074	+3.023	13:21:02.593
5	51.297	+1.246	13:21:53.890
6	50.852	+0.801	13:22:44.742
7	50.255	+0.204	13:23:34.997
8	50.358	+0.307	13:24:25.355
9	50.051		13:25:15.406

<b>(8) Tom Kölsch</b>			
1	1:05.226	+15.022	13:16:17.918
2	57.263	+7.059	13:17:15.181
3	54.493	+4.289	13:18:09.674
4	53.196	+2.992	13:19:02.870
5	53.028	+2.824	13:19:55.898
6	52.158	+1.954	13:20:48.056
7	52.711	+2.507	13:21:40.767
8	51.456	+1.252	13:22:32.223
9	50.729	+0.525	13:23:22.952
10	50.204		13:24:13.156
11	51.934	+1.730	13:25:05.090

<b>(3) Luca Voncken</b>			
1	1:05.269	+14.860	13:16:37.333
2	59.376	+8.967	13:17:36.709
3	55.060	+4.651	13:18:31.769
4	54.938	+4.529	13:19:26.707
5	53.299	+2.890	13:20:20.006
6	51.894	+1.485	13:21:11.900
7	51.272	+0.863	13:22:03.172
8	50.670	+0.261	13:22:53.842
9	51.789	+1.380	13:23:45.631
10	50.409		13:24:36.040
11	50.789	+0.380	13:25:26.829

<b>(5) Isabell Brosselt</b>			
-----------------------------	--	--	--

Runde	Rundenzeit	Diff.	Tageszeit
1	1:02.602	+11.517	13:16:34.123
2	56.710	+5.625	13:17:30.833
3	55.129	+4.044	13:18:25.962
4	54.330	+3.245	13:19:20.292
5	54.162	+3.077	13:20:14.454
6	53.165	+2.080	13:21:07.619
7	51.917	+0.832	13:21:59.536
8	52.757	+1.672	13:22:52.293
9	51.703	+0.618	13:23:43.996
10	51.085		13:24:35.081
11	51.655	+0.570	13:25:26.736

<b>(6) Moritz Wiskirchen</b>			
1	1:01.728	+8.354	13:16:21.845
2	54.648	+1.274	13:17:16.493
3	54.533	+1.159	13:18:11.026
4	53.624	+0.250	13:19:04.650
5	54.327	+0.953	13:19:58.977
6	54.040	+0.666	13:20:53.017
7	53.591	+0.217	13:21:46.608
8	53.696	+0.322	13:22:40.304
9	53.374		13:23:33.678
10	58.960	+5.586	13:24:32.638
11	54.037	+0.663	13:25:26.675

<b>(40) Konstantin Kapetanidis</b>			
1	1:00.146	+6.627	13:16:31.028
2	55.348	+1.829	13:17:26.376
3	55.067	+1.548	13:18:21.443
4	53.995	+0.476	13:19:15.438
5	53.999	+0.480	13:20:09.437
6	55.965	+2.446	13:21:05.402
7	53.519		13:21:58.921
8	54.122	+0.603	13:22:53.043
9	55.790	+2.271	13:23:48.833
10	54.288	+0.769	13:24:43.121
11	53.551	+0.032	13:25:36.672

<b>(42) David Kurth</b>			
1	57.359	+3.219	13:16:27.789
2	55.659	+1.519	13:17:23.448
3	55.163	+1.023	13:18:18.611
4	55.127	+0.987	13:19:13.738
5	55.381	+1.241	13:20:09.119
6	54.519	+0.379	13:21:03.638
7	54.140		13:21:57.778
8	54.615	+0.475	13:22:52.393
9	55.295	+1.155	13:23:47.688

<b>(2) Leo Stienemeier</b>			
1	1:12.681	+18.522	13:16:26.229
2	57.248	+3.089	13:17:23.477
3	55.259	+1.100	13:18:18.736
4	54.159		13:19:12.895
5	1:01.364	+7.205	13:20:14.259

<b>(7) Leon Hess</b>			
1	1:08.242	+13.026	13:16:43.155
2	58.081	+2.865	13:17:41.236
3	56.958	+1.742	13:18:38.194
4	56.294	+1.078	13:19:34.488
5	55.235	+0.019	13:20:29.723
6	55.551	+0.335	13:21:25.274
7	55.264	+0.048	13:22:20.538
8	55.787	+0.571	13:23:16.325
9	55.216		13:24:11.541

Ergebnisse vorbehaltenlich der techn. und sportl. Nachuntersuchung !

Orbits

Zeitnahme: CAMP-COMPANY, Obmann: Ernst Willems, Trierweiler

Rennleiter: Dieter Bringsken, Duisburg

Aushang: \_\_\_\_\_ h \_\_\_\_\_ - ADAC Reg. Nr. K-07/2016

www.mylaps.com

Lizensiert für Camp Company



# Graf Berghe v. Trips Memorial

Junioren ohne OK

Erftlandring Kerpen 1,107 Km


Rennen 1 - R1

22.10.2016 15:00

Rennen (15 Runden)

6	7
	11
5	42
	9
4	6
	7
3	3
	5
2	41
	3
1	1
	POLE POSITION 1

2
10
40
8
5
6
8
4
18
2



Ergebnisse vorbehaltlich der techn. und sportl. Nachuntersuchung !

Orbits

Zeitnahme: CAMP-COMPANY, Obmann: Ernst Willems, Trierweiler

Rennleiter: Dieter Bringsken, Duisburg

Aushang: \_\_\_\_\_ h \_\_\_\_\_ - ADAC Reg. Nr. K-07/2016

www.mylaps.com

Lizenziert für Camp Company

# Graf Berghe v. Trips Memorial

Junioren ohne OK

Erftlandring Kerpen 1,107 Km

Rennen 1 - R1

22.10.2016 15:00

Rennen (15 Runden) gestartet um 15:02:21

Pos.	Nr.	Name	Nat-Wohnort	Fabrikat	Bewerber/Sponsor	Rnd.	Gesamtzeit	Diff.	Beste Zeit	In Rd.	Pkt.
1	1	Philipp Damhuis	GER-Haren	Kosmic/lame	Team Hemkemeyer	15	11:36.970		45.761	14	20
2	41	Dennis Peter Scott	GER -Wallenhorst	Tony Kart/Vortex ROK Ju	KSM Schumacher Motorsport GmbH	15	11:42.260	5.290	46.171	14	20
3	18	BEN Fricke	GER-Arnsberg	Tony/lame	RMW Motorsport	15	11:42.415	5.445	46.072	14	18
4	3	Luca Voncken	GER-Stolberg	Mach1/lame	DS Racing	15	11:42.745	5.775	46.161	14	16
5	8	Tom Kölsch	GER -Wilmsdorf	Tony Kart/IAME X30 Jun	RMW Motorsport /AMC Burbach	15	11:46.214	9.244	46.155	8	15
6	2	Leo Stienemeier	GER-Neuss	Tony/lame	RMW Motorsport/Spienemeier	15	11:48.369	11.399	46.472	7	14
7	5	Isabell Brosselt	NED-Vaals	Tony kart/lame	rmw motorsport	15	11:52.190	15.220	46.651	14	13
8	40	Konstantin Kapetanidis	GER-Bergheim	TONYKART/Vortex ROK Ju	KSM Schumacher Racing Team	15	11:53.630	16.660	46.615	10	18
9	7	Leon Hess	GER-Hückelhoven	DRKart/IAME		15	12:04.774	27.804	47.392	13	12
Nicht Klassifiziert (75% = 12 Rnd.)											
	6	Moritz Wiskirchen	GER-Euskirchen	Tony/lame X30	RMW Motorsport	7	5:51.485	8 Runden	47.782	7	0
	42	David Kurth	GER-Bad Münstereifel	Zanardi/Vortex			0.752	15 Runden		0	0

## Bemerkungen

#8: +3s - Korridor

Gestartet: 11 Gewertet: 9 Nicht gewertet: 2

Vorsprung	Ø km/h	Beste Rundenzeit	km/h	Beste Runde von
5.290	85,768	45.761	87,087	1 - Philipp Damhuis

Ergebnisse vorbehaltlich der techn. und sportl. Nachuntersuchung !

Orbits

Zeitnahme: CAMP-COMPANY, Obmann: Ernst Willems, Trierweiler

Rennleiter: Dieter Bringsken, Duisburg

Aushang: \_\_\_\_\_ h \_\_\_\_\_ - ADAC Reg. Nr. K-07/2016




www.mylaps.com

Lizensiert für Camp Company



# Graf Berghe v. Trips Memorial

Junioren ohne OK

Erftlandring Kerpen 1,107 Km

Rennen 1 - R1

22.10.2016 15:00

Rennen (15 Runden) gestartet um 15:02:21

Pos.	Nr.	Name	Nat.-Wohnort	Fabrikat	Bewerber/Sponsor	Rnd.	Gesamtzeit	Diff.	Beste Zeit	In Rd.	Pkt.
<b>ROK Junior</b>											
1	41	Dennis Peter Scott	GER -Wallenhorst	Tony Kart/Vortex ROK Ju	KSM Schumacher Motorsport GmbH	15	11:42.260		46.171	14	20
2	40	Konstantin Kapetanidis	GER-Bergheim	TONYKART/Vortex ROK Ju	KSM Schumacher Racing Team	15	11:53.630	11.370	46.615	10	18
Nicht Klassifiziert (75% = 12 Rnd.)											
	42	David Kurth	GER-Bad Münstereifel	Zanardi/Vortex			0.752	15 Runden		0	0
<b>X30 Junior</b>											
1	1	Philipp Damhuis	GER-Haren	Kosmic/lame	Team Hemkemeyer	15	11:36.970		45.761	14	20
2	18	BEN Fricke	GER-Arnsberg	Tony/lame	RMW Motorsport	15	11:42.415	5.445	46.072	14	18
3	3	Luca Voncken	GER-Stolberg	Mach1/lame	DS Racing	15	11:42.745	5.775	46.161	14	16
4	8	Tom Kölsch	GER -Wilmsdorf	Tony Kart/IAME X30 Jun	RMW Motorsport /AMC Burbach	15	11:46.214	9.244	46.155	8	15
5	2	Leo Stienemeier	GER-Neuss	Tony/lame	RMW Motorsport/Spienemeier	15	11:48.369	11.399	46.472	7	14
6	5	Isabell Brosselt	NED-Vaals	Tony kart/lame	rmw motorsport	15	11:52.190	15.220	46.651	14	13
7	7	Leon Hess	GER-Hückelhoven	DRKart/IAME		15	12:04.774	27.804	47.392	13	12
Nicht Klassifiziert (75% = 12 Rnd.)											
	6	Moritz Wiskirchen	GER-Euskirchen	Tony/lame X30	RMW Motorsport	7	5:51.485	8 Runden	47.782	7	0

## Bemerkungen

#8: +3s - Korridor

Gestartet: 11 Gewertet: 9 Nicht gewertet: 2

Vorsprung	Ø km/h	Beste Rundenzeit	km/h	Beste Runde von
5.290	85,768	45.761	87,087	1 - Philipp Damhuis

Ergebnisse vorbehaltlich der techn. und sportl. Nachuntersuchung !

Orbits

Zeitnahme: CAMP-COMPANY, Obmann: Ernst Willems, Trierweiler

Rennleiter: Dieter Bringsken, Duisburg

Aushang: \_\_\_\_\_ h \_\_\_\_\_ - ADAC Reg. Nr. K-07/2016

Gedruckt: 22.10.2016 15:16:07

www.mylaps.com

Lizensiert für Camp Company

# Graf Berghe v. Trips Memorial

Junioren ohne OK

Erftlandring Kerpen 1,107 Km

Rennen 1 - R1

22.10.2016 15:00

Rennen (15 Runden) gestartet um 15:02:21

Runde	Rundenzeit	Diff.	Tageszeit
<b>(1) Philipp Damhuis</b>			
1	48.639	+2.878	15:03:10.416
2	47.115	+1.354	15:03:57.531
3	46.989	+1.228	15:04:44.520
4	46.641	+0.880	15:05:31.161
5	46.525	+0.764	15:06:17.686
6	46.150	+0.389	15:07:03.836
7	46.614	+0.853	15:07:50.450
8	46.493	+0.732	15:08:36.943
9	46.015	+0.254	15:09:22.958
10	46.056	+0.295	15:10:09.014
11	45.963	+0.202	15:10:54.977
12	45.917	+0.156	15:11:40.894
13	45.881	+0.120	15:12:26.775
14	45.761		15:13:12.536
15	46.211	+0.450	15:13:58.747

Runde	Rundenzeit	Diff.	Tageszeit
<b>(41) Dennis Peter Scott</b>			
1	50.027	+3.856	15:03:11.968
2	47.627	+1.456	15:03:59.595
3	47.250	+1.079	15:04:46.845
4	46.727	+0.556	15:05:33.572
5	46.662	+0.491	15:06:20.234
6	46.291	+0.120	15:07:06.525
7	46.512	+0.341	15:07:53.037
8	46.318	+0.147	15:08:39.355
9	46.469	+0.298	15:09:25.824
10	46.362	+0.191	15:10:12.186
11	46.176	+0.005	15:10:58.362
12	46.223	+0.052	15:11:44.585
13	46.282	+0.111	15:12:30.867
14	46.171		15:13:17.038
15	46.999	+0.828	15:14:04.037

Runde	Rundenzeit	Diff.	Tageszeit
<b>(18) BEN Fricke</b>			
1	49.643	+3.571	15:03:11.450
2	47.568	+1.496	15:03:59.018
3	47.217	+1.145	15:04:46.235
4	46.812	+0.740	15:05:33.047
5	46.741	+0.669	15:06:19.788
6	46.474	+0.402	15:07:06.262
7	46.372	+0.300	15:07:52.634
8	46.461	+0.389	15:08:39.095
9	47.357	+1.285	15:09:26.452
10	46.192	+0.120	15:10:12.644
11	46.296	+0.224	15:10:58.940
12	46.084	+0.012	15:11:45.024
13	46.221	+0.149	15:12:31.245
14	46.072		15:13:17.317
15	46.875	+0.803	15:14:04.192

Runde	Rundenzeit	Diff.	Tageszeit
<b>(3) Luca Voncken</b>			
1	49.586	+3.425	15:03:11.681
2	47.675	+1.514	15:03:59.356
3	47.328	+1.167	15:04:46.684
4	46.637	+0.476	15:05:33.321
5	47.147	+0.986	15:06:20.468
6	46.530	+0.369	15:07:06.998
7	46.218	+0.057	15:07:53.216
8	46.385	+0.224	15:08:39.601
9	46.491	+0.330	15:09:26.092
10	46.209	+0.048	15:10:12.301
11	46.240	+0.079	15:10:58.541
12	46.228	+0.067	15:11:44.769
13	46.224	+0.063	15:12:30.993

Runde	Rundenzeit	Diff.	Tageszeit
14	46.161		15:13:17.154
15	47.368	+1.207	15:14:04.522
<b>(8) Tom Kölsch</b>			
1	50.633	+4.478	15:03:12.545
2	47.447	+1.292	15:03:59.992
3	47.122	+0.967	15:04:47.114
4	46.717	+0.562	15:05:33.831
5	46.842	+0.687	15:06:20.673
6	46.666	+0.511	15:07:07.339
7	46.339	+0.184	15:07:53.678
8	46.155		15:08:39.833
9	46.870	+0.715	15:09:26.703
10	46.187	+0.032	15:10:12.890
11	46.277	+0.122	15:10:59.167
12	46.352	+0.197	15:11:45.519
13	46.413	+0.258	15:12:31.932
14	46.583	+0.428	15:13:18.515
15	46.476	+0.321	15:14:04.991

Runde	Rundenzeit	Diff.	Tageszeit
<b>(2) Leo Stienemeier</b>			
1	50.808	+4.336	15:03:13.344
2	47.759	+1.287	15:04:01.103
3	47.249	+0.777	15:04:48.352
4	46.593	+0.121	15:05:34.945
5	46.893	+0.421	15:06:21.838
6	46.750	+0.278	15:07:08.588
7	46.472		15:07:55.060
8	46.696	+0.224	15:08:41.756
9	46.833	+0.361	15:09:28.589
10	47.089	+0.617	15:10:15.678
11	46.925	+0.453	15:11:02.603
12	46.739	+0.267	15:11:49.342
13	46.830	+0.358	15:12:36.172
14	46.936	+0.464	15:13:23.108
15	47.038	+0.566	15:14:10.146

Runde	Rundenzeit	Diff.	Tageszeit
<b>(5) Isabell Brosselt</b>			
1	51.721	+5.070	15:03:13.728
2	49.057	+2.406	15:04:02.785
3	47.688	+1.037	15:04:50.473
4	47.394	+0.743	15:05:37.867
5	47.273	+0.622	15:06:25.140
6	47.055	+0.404	15:07:12.195
7	46.798	+0.147	15:07:58.993
8	46.976	+0.325	15:08:45.969
9	46.897	+0.246	15:09:32.866
10	46.805	+0.154	15:10:19.671
11	46.979	+0.328	15:11:06.650
12	46.723	+0.072	15:11:53.373
13	46.951	+0.300	15:12:40.324
14	46.651		15:13:26.975
15	46.992	+0.341	15:14:13.967

Runde	Rundenzeit	Diff.	Tageszeit
<b>(40) Konstantin Kapetanidis</b>			
1	51.147	+4.532	15:03:13.569
2	49.812	+3.197	15:04:03.381
3	48.362	+1.747	15:04:51.743
4	47.849	+1.234	15:05:39.592
5	47.542	+0.927	15:06:27.134
6	47.023	+0.408	15:07:14.157
7	46.947	+0.332	15:08:01.104
8	47.219	+0.604	15:08:48.323
9	46.933	+0.318	15:09:35.256
10	46.615		15:10:21.871
11	46.631	+0.016	15:11:08.502

Runde	Rundenzeit	Diff.	Tageszeit
12	46.671	+0.056	15:11:55.173
13	46.756	+0.141	15:12:41.929
14	46.635	+0.020	15:13:28.564
15	46.843	+0.228	15:14:15.407
<b>(7) Leon Hess</b>			
1	52.175	+4.783	15:03:15.094
2	49.451	+2.059	15:04:04.545
3	48.459	+1.067	15:04:53.004
4	48.520	+1.128	15:05:41.524
5	47.861	+0.469	15:06:29.385
6	47.825	+0.433	15:07:17.210
7	47.858	+0.466	15:08:05.068
8	47.807	+0.415	15:08:52.875
9	48.063	+0.671	15:09:40.938
10	47.919	+0.527	15:10:28.857
11	47.431	+0.039	15:11:16.288
12	47.817	+0.425	15:12:04.105
13	47.392		15:12:51.497
14	47.468	+0.076	15:13:38.965
15	47.586	+0.194	15:14:26.551

Runde	Rundenzeit	Diff.	Tageszeit
<b>(6) Moritz Wiskirchen</b>			
1	58.159	+10.377	15:03:20.440
2	50.788	+3.006	15:04:11.228
3	49.370	+1.588	15:05:00.598
4	48.645	+0.863	15:05:49.243
5	48.071	+0.289	15:06:37.314
6	48.166	+0.384	15:07:25.480
7	47.782		15:08:13.262

Ergebnisse vorbehaltlich der techn. und sportl. Nachuntersuchung !

Orbits

Zeitnahme: CAMP-COMPANY, Obmann: Ernst Willems, Trierweiler

Rennleiter: Dieter Bringsken, Duisburg

Aushang: \_\_\_\_\_ h \_\_\_\_\_ - ADAC Reg. Nr. K-07/2016

www.mylaps.com

Lizensiert für Camp Company

# Graf Berghe v. Trips Memorial

Junioren ohne OK

Erftlandring Kerpen 1,107 Km


Rennen 2 - R11

23.10.2016 12:30

Rennen (15 Runden)

6	42
	11
5	7
	9
4	5
	7
3	8
	5
2	18
	3
1	1
	POLE POSITION 1

6
10
40
8
2
6
3
4
41
2



Ergebnisse vorbehaltlich der techn. und sportl. Nachuntersuchung !

Orbits

Zeitnahme: CAMP-COMPANY, Obmann: Ernst Willems, Trierweiler

Rennleiter: Dieter Bringsken, Duisburg

Aushang: \_\_\_\_\_ h \_\_\_\_\_ - ADAC Reg. Nr. K-07/2016

www.mylaps.com

Lizenziert für Camp Company

# Graf Berghe v. Trips Memorial

Junioren ohne OK

Erftlandring Kerpen 1,107 Km

Warm up

23.10.2016 10:30

Training (10:00 Zeit) gestartet um 10:30:00

Pos.	Nr.	Name	Nat-Wohnort	Fabrikat	Bewerber/Sponsor	Rnd.	Beste Zeit	Diff.	In Rd.	km/h
1	1	Philipp Damhuis	GER-Haren	Kosmic/Iame	Team Hemkemeyer	12	46.570		12	85,574
2	41	Dennis Peter Scott	GER -Wallenhorst	Tony Kart/Vortex R	KSM Schumacher Motorsport GmbH	12	47.059	0.489	10	84,685
3	18	BEN Fricke	GER-Arnsberg	Tony/Iame	RMW Motorsport	11	47.082	0.512	11	84,644
4	3	Luca Voncken	GER-Stolberg	Mach1/Iame	DS Racing	11	47.348	0.778	8	84,168
5	8	Tom Kölsch	GER -Wilmsdorf	Tony Kart/IAME X3	RMW Motorsport /AMC Burbach	12	47.658	1.088	9	83,621
6	2	Leo Stienemeier	GER-Neuss	Tony/Iame	RMW Motorsport/Spienemeier	12	47.875	1.305	10	83,242
7	6	Moritz Wiskirchen	GER-Euskirchen	Tony/Iame X30	RMW Motorsport	12	48.049	1.479	12	82,940
8	5	Isabell Brosselt	NED-Vaals	Tony kart/Iame	rmw motorsport	12	48.693	2.123	11	81,843
9	40	Konstantin Kapetanidis	GER-Bergheim	TONYKART/Vortex	KSM Schumacher Racing Team	7	48.860	2.290	7	81,564
10	7	Leon Hess	GER-Hückelhoven	DRKart/IAME		11	49.270	2.700	10	80,885
11	42	David Kurth	GER-Bad Münstereifel	Zanardi/Vortex		3	53.223	6.653	3	74,877

Ergebnisse vorbehaltlich der techn. und sportl. Nachuntersuchung !

Orbits

Zeitnahme: CAMP-COMPANY, Obmann: Ernst Willems, Trierweiler

Rennleiter: Dieter Bringsken, Duisburg

Aushang: \_\_\_\_\_ h \_\_\_\_\_ - ADAC Reg. Nr. K-07/2016

www.mylaps.com

Lizenziert für Camp Company

Gedruckt: 23.10.2016 10:40:47

# Graf Berghe v. Trips Memorial

Junioren ohne OK

Erftlandring Kerpen 1,107 Km

Warm up

23.10.2016 10:30

Training (10:00 Zeit) gestartet um 10:30:00

Runde	Rundenzeit	Diff.	Tageszeit
<b>(1) Philipp Damhuis</b>			
1	57.199	+10.629	10:31:14.279
2	50.699	+4.129	10:32:04.978
3	48.594	+2.024	10:32:53.572
4	47.984	+1.414	10:33:41.556
5	47.707	+1.137	10:34:29.263
6	47.323	+0.753	10:35:16.586
7	1:26.574	+40.004	10:36:43.160
8	48.421	+1.851	10:37:31.581
9	47.273	+0.703	10:38:18.854
10	47.855	+1.285	10:39:06.709
11	46.890	+0.320	10:39:53.599
12	46.570		10:40:40.169

Runde	Rundenzeit	Diff.	Tageszeit
<b>(41) Dennis Peter Scott</b>			
1	1:06.048	+18.989	10:31:25.731
2	51.615	+4.556	10:32:17.346
3	49.583	+2.524	10:33:06.929
4	48.517	+1.458	10:33:55.446
5	47.979	+0.920	10:34:43.425
6	47.579	+0.520	10:35:31.004
7	47.104	+0.045	10:36:18.108
8	47.544	+0.485	10:37:05.652
9	47.663	+0.604	10:37:53.315
10	47.059		10:38:40.374
11	47.351	+0.292	10:39:27.725
12	47.355	+0.296	10:40:15.080

Runde	Rundenzeit	Diff.	Tageszeit
<b>(18) BEN Fricke</b>			
1	1:07.722	+20.640	10:31:28.444
2	50.755	+3.673	10:32:19.199
3	48.516	+1.434	10:33:07.715
4	50.155	+3.073	10:33:57.870
5	47.752	+0.670	10:34:45.622
6	47.396	+0.314	10:35:33.018
7	47.140	+0.058	10:36:20.158
8	47.139	+0.057	10:37:07.297
9	47.159	+0.077	10:37:54.456
10	47.646	+0.564	10:38:42.102
11	47.082		10:39:29.184

Runde	Rundenzeit	Diff.	Tageszeit
<b>(3) Luca Voncken</b>			
1	57.065	+9.717	10:31:11.805
2	50.399	+3.051	10:32:02.204
3	48.909	+1.561	10:32:51.113
4	47.948	+0.600	10:33:39.061
5	47.770	+0.422	10:34:26.831
6	47.730	+0.382	10:35:14.561
7	47.617	+0.269	10:36:02.178
8	47.348		10:36:49.526
9	48.854	+1.506	10:37:38.380
10	1:44.122	+56.774	10:39:22.502
11	49.976	+2.628	10:40:12.478

Runde	Rundenzeit	Diff.	Tageszeit
<b>(8) Tom Kölsch</b>			
1	1:00.018	+12.360	10:31:15.306
2	53.046	+5.388	10:32:08.352
3	50.037	+2.379	10:32:58.389
4	48.981	+1.323	10:33:47.370
5	48.667	+1.009	10:34:36.037
6	48.669	+1.011	10:35:24.706
7	48.131	+0.473	10:36:12.837
8	47.947	+0.289	10:37:00.784
9	47.658		10:37:48.442
10	47.848	+0.190	10:38:36.290

Runde	Rundenzeit	Diff.	Tageszeit
11	47.715	+0.057	10:39:24.005
12	47.700	+0.042	10:40:11.705

Runde	Rundenzeit	Diff.	Tageszeit
<b>(2) Leo Stienemeier</b>			
1	59.471	+11.596	10:31:15.857
2	53.097	+5.222	10:32:08.954
3	50.212	+2.337	10:32:59.166
4	49.219	+1.344	10:33:48.385
5	49.167	+1.292	10:34:37.552
6	48.513	+0.638	10:35:26.065
7	48.785	+0.910	10:36:14.850
8	48.327	+0.452	10:37:03.177
9	48.379	+0.504	10:37:51.556
10	47.875		10:38:39.431
11	48.102	+0.227	10:39:27.533
12	48.502	+0.627	10:40:16.035

Runde	Rundenzeit	Diff.	Tageszeit
<b>(6) Moritz Wiskirchen</b>			
1	1:00.120	+12.071	10:31:15.747
2	52.835	+4.786	10:32:08.582
3	50.418	+2.369	10:32:59.000
4	51.200	+3.151	10:33:50.200
5	49.844	+1.795	10:34:40.044
6	48.471	+0.422	10:35:28.515
7	48.581	+0.532	10:36:17.096
8	48.440	+0.391	10:37:05.536
9	48.705	+0.656	10:37:54.241
10	48.899	+0.850	10:38:43.140
11	48.155	+0.106	10:39:31.295
12	48.049		10:40:19.344

Runde	Rundenzeit	Diff.	Tageszeit
<b>(5) Isabell Brosselt</b>			
1	59.430	+10.737	10:31:16.215
2	1:08.470	+19.777	10:32:24.685
3	51.878	+3.185	10:33:16.563
4	50.140	+1.447	10:34:06.703
5	49.496	+0.803	10:34:56.199
6	49.534	+0.841	10:35:45.733
7	49.064	+0.371	10:36:34.797
8	49.018	+0.325	10:37:23.815
9	49.063	+0.370	10:38:12.878
10	49.044	+0.351	10:39:01.922
11	48.693		10:39:50.615
12	49.019	+0.326	10:40:39.634

Runde	Rundenzeit	Diff.	Tageszeit
<b>(40) Konstantin Kapetanidis</b>			
1	1:05.353	+16.493	10:31:34.950
2	55.250	+6.390	10:32:30.200
3	51.242	+2.382	10:33:21.442
4	50.083	+1.223	10:34:11.525
5	49.737	+0.877	10:35:01.262
6	48.881	+0.021	10:35:50.143
7	48.860		10:36:39.003

Runde	Rundenzeit	Diff.	Tageszeit
<b>(7) Leon Hess</b>			
1	1:03.124	+13.854	10:31:25.238
2	56.309	+7.039	10:32:21.547
3	1:00.359	+11.089	10:33:21.906
4	53.913	+4.643	10:34:15.819
5	51.523	+2.253	10:35:07.342
6	51.126	+1.856	10:35:58.468
7	50.197	+0.927	10:36:48.665
8	57.772	+8.502	10:37:46.437
9	50.755	+1.485	10:38:37.192
10	49.270		10:39:26.462
11	49.459	+0.189	10:40:15.921

Runde	Rundenzeit	Diff.	Tageszeit
<b>(42) David Kurth</b>			
1	1:18.846	+25.623	10:31:32.621
2	55.428	+2.205	10:32:28.049
3	53.223		10:33:21.272

Ergebnisse vorbehaltlich der techn. und sportl. Nachuntersuchung !

Orbits

Zeitnahme: CAMP-COMPANY, Obmann: Ernst Willems, Trierweiler

Rennleiter: Dieter Bringsken, Duisburg

Aushang: \_\_\_\_\_ h \_\_\_\_\_ - ADAC Reg. Nr. K-07/2016

www.mylaps.com

Lizensiert für Camp Company

# Graf Berghe v. Trips Memorial

Junioren ohne OK

Erftlandring Kerpen 1,107 Km

Rennen 2 - R11

23.10.2016 12:30

Rennen (15 Runden) gestartet um 12:44:35

Pos.	Nr.	Name	Nat.-Wohnort	Fabrikat	Bewerber/Sponsor	Rnd.	Gesamtzeit	Diff.	Beste Zeit	In Rd.	Pkt.
1	1	Philipp Damhuis	GER-Haren	Kosmic/lame	Team Hemkemeyer	15	11:36.719		45.862	15	0
2	41	Dennis Peter Scott	GER -Wallenhorst	Tony Kart/Vortex ROK Ju	KSM Schumacher Motorsport GmbH	15	11:41.063	4.344	46.134	12	0
3	3	Luca Voncken	GER-Stolberg	Mach1/lame	DS Racing	15	11:42.016	5.297	46.039	10	0
4	18	BEN Fricke	GER-Arnsberg	Tony/lame	RMW Motorsport	15	11:42.373	5.654	45.958	15	0
5	8	Tom Kölsch	GER -Wilmsdorf	Tony Kart/IAME X30 Jun	RMW Motorsport /AMC Burbach	15	11:52.128	15.409	46.679	8	0
6	2	Leo Stienemeier	GER-Neuss	Tony/lame	RMW Motorsport/Spienemeier	15	11:52.308	15.589	46.674	11	0
7	5	Isabell Brosselt	NED-Vaals	Tony kart/lame	rmw motorsport	15	11:55.597	18.878	47.120	11	0
8	40	Konstantin Kapetanidis	GER-Bergheim	TONYKART/Vortex ROK Ju	KSM Schumacher Racing Team	15	11:58.887	22.168	46.577	15	0
9	6	Moritz Wiskirchen	GER-Euskirchen	Tony/lame X30	RMW Motorsport	15	11:59.820	23.101	46.881	14	0
10	7	Leon Hess	GER-Hückelhoven	DRKart/IAME		15	12:05.381	28.662	47.486	13	0
11	42	David Kurth	GER-Bad Münstereifel	Zanardi/Vortex		14	11:46.292	1 Runde	48.696	7	0

## Bemerkungen

Gestartet: 11 Gewertet: 11 Nicht gewertet: 0

Vorsprung	Ø km/h	Beste Rundenzeit	km/h	Beste Runde von
4.344	85,799	45.862	86,895	1 - Philipp Damhuis

Ergebnisse vorbehaltlich der techn. und sportl. Nachuntersuchung !

Orbits

Zeitnahme: CAMP-COMPANY, Obmann: Ernst Willems, Trierweiler

Rennleiter: Dieter Bringsken, Duisburg

Aushang: \_\_\_\_\_ h \_\_\_\_\_ - ADAC Reg. Nr. K-07/2016

www.mylaps.com

Lizenziert für Camp Company



# Graf Berghe v. Trips Memorial

Junioren ohne OK

Erftlandring Kerpen 1,107 Km

Rennen 2 - R11

23.10.2016 12:30

Rennen (15 Runden) gestartet um 12:44:35

Pos.	Nr.	Name	Nat-Wohnort	Fabrikat	Bewerber/Sponsor	Rnd.	Gesamtzeit	Diff.	Beste Zeit	In Rd.	Pkt.
<b>ROK Junior</b>											
1	41	Dennis Peter Scott	GER -Wallenhorst	Tony Kart/Vortex ROK Ju	KSM Schumacher Motorsport GmbH	15	11:41.063		46.134	12	0
2	40	Konstantin Kapetanidis	GER-Bergheim	TONYKART/Vortex ROK Ju	KSM Schumacher Racing Team	15	11:58.887	17.824	46.577	15	0
3	42	David Kurth	GER-Bad Münstereifel	Zanardi/Vortex		14	11:46.292	1 Runde	48.696	7	0
<b>X30 Junior</b>											
1	1	Philipp Damhuis	GER-Haren	Kosmic/Iame	Team Hemkemeyer	15	11:36.719		45.862	15	0
2	3	Luca Voncken	GER-Stolberg	Mach1/Iame	DS Racing	15	11:42.016	5.297	46.039	10	0
3	18	BEN Fricke	GER-Arnsberg	Tony/Iame	RMW Motorsport	15	11:42.373	5.654	45.958	15	0
4	8	Tom Kölsch	GER -Wilmsdorf	Tony Kart/IAME X30 Jun	RMW Motorsport /AMC Burbach	15	11:52.128	15.409	46.679	8	0
5	2	Leo Stienemeier	GER-Neuss	Tony/Iame	RMW Motorsport/Spienemeier	15	11:52.308	15.589	46.674	11	0
6	5	Isabell Brosselt	NED-Vaals	Tony kart/Iame	rmw motorsport	15	11:55.597	18.878	47.120	11	0
7	6	Moritz Wiskirchen	GER-Euskirchen	Tony/Iame X30	RMW Motorsport	15	11:59.820	23.101	46.881	14	0
8	7	Leon Hess	GER-Hückelhoven	DRKart/IAME		15	12:05.381	28.662	47.486	13	0

## Bemerkungen

Gestartet: 11 Gewertet: 11 Nicht gewertet: 0

Vorsprung	Ø km/h	Beste Rundenzeit	km/h	Beste Runde von
4.344	85,799	45.862	86,895	1 - Philipp Damhuis

Ergebnisse vorbehaltlich der techn. und sportl. Nachuntersuchung !

Orbits

Zeitnahme: CAMP-COMPANY, Obmann: Ernst Willems, Trierweiler

Rennleiter: Dieter Bringsken, Duisburg

Aushang: \_\_\_\_\_ h \_\_\_\_\_ - ADAC Reg. Nr. K-07/2016

www.mylaps.com

Lizensiert für Camp Company



# Graf Berghe v. Trips Memorial

Junioren ohne OK

Erftlandring Kerpen 1,107 Km

Rennen 2 - R11

23.10.2016 12:30

Rennen (15 Runden) gestartet um 12:44:35

Runde	Rundenzeit	Diff.	Tageszeit
<b>(1) Philipp Damhuis</b>			
1	49.005	+3.143	12:45:24.192
2	47.075	+1.213	12:46:11.267
3	46.731	+0.869	12:46:57.998
4	46.428	+0.566	12:47:44.426
5	46.414	+0.552	12:48:30.840
6	46.232	+0.370	12:49:17.072
7	46.269	+0.407	12:50:03.341
8	46.093	+0.231	12:50:49.434
9	46.045	+0.183	12:51:35.479
10	46.155	+0.293	12:52:21.634
11	45.966	+0.104	12:53:07.600
12	45.951	+0.089	12:53:53.551
13	45.877	+0.015	12:54:39.428
14	46.597	+0.735	12:55:26.025
15	45.862		12:56:11.887

Runde	Rundenzeit	Diff.	Tageszeit
<b>(41) Dennis Peter Scott</b>			
1	49.527	+3.393	12:45:24.695
2	47.456	+1.322	12:46:12.151
3	47.097	+0.963	12:46:59.248
4	47.343	+1.209	12:47:46.591
5	46.633	+0.499	12:48:33.224
6	46.683	+0.549	12:49:19.907
7	46.390	+0.256	12:50:06.297
8	46.211	+0.077	12:50:52.508
9	46.258	+0.124	12:51:38.766
10	46.283	+0.149	12:52:25.049
11	46.247	+0.113	12:53:11.296
12	46.134		12:53:57.430
13	46.305	+0.171	12:54:43.735
14	46.309	+0.175	12:55:30.044
15	46.187	+0.053	12:56:16.231

Runde	Rundenzeit	Diff.	Tageszeit
<b>(3) Luca Voncken</b>			
1	50.304	+4.265	12:45:25.643
2	48.029	+1.990	12:46:13.672
3	46.963	+0.924	12:47:00.635
4	46.696	+0.657	12:47:47.331
5	46.427	+0.388	12:48:33.758
6	46.315	+0.276	12:49:20.073
7	46.434	+0.395	12:50:06.507
8	46.178	+0.139	12:50:52.685
9	46.623	+0.584	12:51:39.308
10	46.039		12:52:25.347
11	46.154	+0.115	12:53:11.501
12	46.107	+0.068	12:53:57.608
13	47.024	+0.985	12:54:44.632
14	46.196	+0.157	12:55:30.828
15	46.356	+0.317	12:56:17.184

Runde	Rundenzeit	Diff.	Tageszeit
<b>(18) BEN Fricke</b>			
1	50.274	+4.316	12:45:26.177
2	47.951	+1.993	12:46:14.128
3	47.108	+1.150	12:47:01.236
4	46.483	+0.525	12:47:47.719
5	46.452	+0.494	12:48:34.171
6	46.431	+0.473	12:49:20.602
7	46.100	+0.142	12:50:06.702
8	46.146	+0.188	12:50:52.848
9	46.613	+0.655	12:51:39.461
10	45.997	+0.039	12:52:25.458
11	46.154	+0.196	12:53:11.612
12	46.084	+0.126	12:53:57.696
13	47.760	+1.802	12:54:45.456

Runde	Rundenzeit	Diff.	Tageszeit
14	46.127	+0.169	12:55:31.583
15	45.958		12:56:17.541

Runde	Rundenzeit	Diff.	Tageszeit
<b>(8) Tom Kölsch</b>			
1	50.158	+3.479	12:45:25.530
2	48.461	+1.782	12:46:13.991
3	47.760	+1.081	12:47:01.751
4	46.967	+0.288	12:47:48.718
5	46.827	+0.148	12:48:35.545
6	47.258	+0.579	12:49:22.803
7	47.503	+0.824	12:50:10.306
8	46.679		12:50:56.985
9	47.715	+1.036	12:51:44.700
10	47.187	+0.508	12:52:31.887
11	47.101	+0.422	12:53:18.988
12	47.156	+0.477	12:54:06.144
13	46.903	+0.224	12:54:53.047
14	47.143	+0.464	12:55:40.190
15	47.106	+0.427	12:56:27.296

Runde	Rundenzeit	Diff.	Tageszeit
<b>(2) Leo Stienemeier</b>			
1	50.530	+3.856	12:45:26.097
2	48.355	+1.681	12:46:14.452
3	47.503	+0.829	12:47:01.955
4	47.056	+0.382	12:47:49.011
5	46.725	+0.051	12:48:35.736
6	47.228	+0.554	12:49:22.964
7	47.188	+0.514	12:50:10.152
8	46.697	+0.023	12:50:56.849
9	49.632	+2.958	12:51:46.481
10	46.979	+0.305	12:52:33.460
11	46.674		12:53:20.134
12	46.794	+0.120	12:54:06.928
13	46.734	+0.060	12:54:53.662
14	46.831	+0.157	12:55:40.493
15	46.983	+0.309	12:56:27.476

Runde	Rundenzeit	Diff.	Tageszeit
<b>(5) Isabell Brosselt</b>			
1	51.044	+3.924	12:45:26.655
2	48.356	+1.236	12:46:15.011
3	47.833	+0.713	12:47:02.844
4	47.807	+0.687	12:47:50.651
5	47.512	+0.392	12:48:38.163
6	47.654	+0.534	12:49:25.817
7	47.316	+0.196	12:50:13.133
8	47.126	+0.006	12:51:00.259
9	47.314	+0.194	12:51:47.573
10	47.271	+0.151	12:52:34.844
11	47.120		12:53:21.964
12	47.162	+0.042	12:54:09.126
13	47.235	+0.115	12:54:56.361
14	47.131	+0.011	12:55:43.492
15	47.273	+0.153	12:56:30.765

Runde	Rundenzeit	Diff.	Tageszeit
<b>(40) Konstantin Kapetanidis</b>			
1	51.746	+5.169	12:45:27.568
2	49.386	+2.809	12:46:16.954
3	48.735	+2.158	12:47:05.689
4	48.273	+1.696	12:47:53.962
5	48.124	+1.547	12:48:42.086
6	47.930	+1.353	12:49:30.016
7	47.813	+1.236	12:50:17.829
8	47.224	+0.647	12:51:05.053
9	47.164	+0.587	12:51:52.217
10	47.283	+0.706	12:52:39.500
11	47.033	+0.456	12:53:26.533

Runde	Rundenzeit	Diff.	Tageszeit
12	46.829	+0.252	12:54:13.362
13	47.195	+0.618	12:55:00.557
14	46.921	+0.344	12:55:47.478
15	46.577		12:56:34.055

Runde	Rundenzeit	Diff.	Tageszeit
<b>(6) Moritz Wiskirchen</b>			
1	51.846	+4.965	12:45:27.860
2	49.479	+2.598	12:46:17.339
3	48.715	+1.834	12:47:06.054
4	48.256	+1.375	12:47:54.310
5	48.052	+1.171	12:48:42.362
6	47.762	+0.881	12:49:30.124
7	48.347	+1.466	12:50:18.471
8	47.492	+0.611	12:51:05.963
9	47.163	+0.282	12:51:53.126
10	47.015	+0.134	12:52:40.141
11	47.030	+0.149	12:53:27.171
12	47.036	+0.155	12:54:14.207
13	46.892	+0.011	12:55:01.099
14	46.881		12:55:47.980
15	47.008	+0.127	12:56:34.988

Runde	Rundenzeit	Diff.	Tageszeit
<b>(7) Leon Hess</b>			
1	51.642	+4.156	12:45:27.401
2	49.276	+1.790	12:46:16.677
3	48.808	+1.322	12:47:05.485
4	48.384	+0.898	12:47:53.869
5	48.104	+0.618	12:48:41.973
6	47.917	+0.431	12:49:29.890
7	48.316	+0.830	12:50:18.206
8	48.525	+1.039	12:51:06.731
9	47.949	+0.463	12:51:54.680
10	47.559	+0.073	12:52:42.239
11	47.663	+0.177	12:53:29.902
12	47.838	+0.352	12:54:17.740
13	47.486		12:55:05.226
14	47.625	+0.139	12:55:52.851
15	47.698	+0.212	12:56:40.549

Runde	Rundenzeit	Diff.	Tageszeit
<b>(42) David Kurth</b>			
1	51.452	+2.756	12:45:28.410
2	49.435	+0.739	12:46:17.845
3	56.940	+8.244	12:47:14.785
4	49.092	+0.396	12:48:03.877
5	48.831	+0.135	12:48:52.708
6	49.488	+0.792	12:49:42.196
7	48.696		12:50:30.892
8	49.066	+0.370	12:51:19.958
9	48.748	+0.052	12:52:08.706
10	48.861	+0.165	12:52:57.567
11	49.172	+0.476	12:53:46.739
12	49.326	+0.630	12:54:36.065
13	51.061	+2.365	12:55:27.126
14	54.334	+5.638	12:56:21.460

Ergebnisse vorbehaltlich der techn. und sportl. Nachuntersuchung !

Orbits

Zeitnahme: CAMP-COMPANY, Obmann: Ernst Willems, Trierweiler

Rennleiter: Dieter Bringsken, Duisburg

Aushang: \_\_\_\_\_ h \_\_\_\_\_ - ADAC Reg. Nr. K-07/2016

www.mylaps.com

Lizensiert für Camp Company

Gedruckt: 23.10.2016 12:57:35

# Graf Berghe v. Trips Memorial

Junioren ohne OK

Erftlandring Kerpen 1,107 Km


Rennen 3 - R18

23.10.2016 15:45

Rennen (15 Runden)

6	42
	11
5	6
	9
4	5
	7
3	8
	5
2	3
	3
1	1
	POLE POSITION 1

7
10
40
8
2
6
18
4
41
2



Ergebnisse vorbehaltlich der techn. und sportl. Nachuntersuchung !

Orbits

Zeitnahme: CAMP-COMPANY, Obmann: Ernst Willems, Trierweiler

Rennleiter: Dieter Bringsken, Duisburg

Aushang: \_\_\_\_\_ h \_\_\_\_\_ - ADAC Reg. Nr. K-07/2016

www.mylaps.com

Lizenziert für Camp Company

# Graf Berghe v. Trips Memorial

Junioren ohne OK

Erftlandring Kerpen 1,107 Km

Rennen 3 - R18

23.10.2016 15:45

Rennen (15 Runden) gestartet um 16:15:45

Pos.	Nr.	Name	Nat.-Wohnort	Fabrikat	Bewerber/Sponsor	Rnd.	Gesamtzeit	Diff.	Beste Zeit	In Rd.	Pkt.
1	41	Dennis Peter Scott	GER -Wallenhorst	Tony Kart/Vortex ROK Ju	KSM Schumacher Motorsport GmbH	15	11:40.556		46.115	14	20
2	18	BEN Fricke	GER-Arnberg	Tony/lame	RMW Motorsport	15	11:41.939	1.383	46.152	10	20
3	3	Luca Voncken	GER-Stolberg	Mach1/lame	DS Racing	15	11:42.431	1.875	46.285	13	18
4	1	Philipp Damhuis	GER-Haren	Kosmic/lame	Team Hemkemeyer	15	11:50.968	10.412	45.622	8	16
5	2	Leo Stienemeier	GER-Neuss	Tony/lame	RMW Motorsport/Spienemeier	15	11:55.541	14.985	46.764	13	15
6	8	Tom Kölsch	GER -Wilmsdorf	Tony Kart/IAME X30 Jun	RMW Motorsport /AMC Burbach	15	11:55.633	15.077	46.782	8	14
7	5	Isabell Brosselt	NED-Vaals	Tony kart/lame	rmw motorsport	15	12:02.409	21.853	46.897	8	13
8	6	Moritz Wiskirchen	GER-Euskirchen	Tony/lame X30	RMW Motorsport	15	12:05.172	24.616	47.229	13	12
9	42	David Kurth	GER-Bad Münsteriefel	Zanardi/Vortex		15	12:22.620	42.064	48.700	15	18
10	7	Leon Hess	GER-Hückelhoven	DRKart/IAME		15	12:22.859	42.303	48.140	9	11
Nicht Klassifiziert (75% = 12 Rnd.)											
	40	Konstantin Kapetanidis	GER-Bergheim	TONYKART/Vortex ROK Ju	KSM Schumacher Racing Team		0.501	15 Runden		0	0

## Bemerkungen

Gestartet: 11 Gewertet: 10 Nicht gewertet: 1  
 #18: +3s - Korridor  
 #1: +10s - Rennleiterentscheidung

Vorsprung	Ø km/h	Beste Rundenzeit	km/h	Beste Runde von
1.383	85,329	45.622	87,353	1 - Philipp Damhuis

Ergebnisse vorbehaltlich der techn. und sportl. Nachuntersuchung !

Orbits

Zeitnahme: CAMP-COMPANY, Obmann: Ernst Willems, Trierweiler

Rennleiter: Dieter Bringsken, Duisburg

Aushang: \_\_\_\_\_ h \_\_\_\_\_ - ADAC Reg. Nr. K-07/2016




www.mylaps.com

Lizenziert für Camp Company

# Graf Berghe v. Trips Memorial

Junioren ohne OK

Erftlandring Kerpen 1,107 Km

Rennen 3 - R18

23.10.2016 15:45

Rennen (15 Runden) gestartet um 16:15:45

Pos.	Nr.	Name	Nat.-Wohnort	Fabrikat	Bewerber/Sponsor	Rnd.	Gesamtzeit	Diff.	Beste Zeit	In Rd.	Pkt.
<b>ROK Junior</b>											
1	41	Dennis Peter Scott	GER -Wallenhorst	Tony Kart/Vortex ROK Ju	KSM Schumacher Motorsport GmbH	15	11:40.556		46.115	14	20
2	42	David Kurth	GER-Bad Münstereifel	Zanardi/Vortex		15	12:22.620	42.064	48.700	15	18
<b>Nicht Klassifiziert (75% = 12 Rnd.)</b>											
	40	Konstantin Kapetanidis	GER-Bergheim	TONYKART/Vortex ROK Ju	KSM Schumacher Racing Team		0.501	15 Runden		0	0
<b>X30 Junior</b>											
1	18	BEN Fricke	GER-Arnsberg	Tony/lame	RMW Motorsport	15	11:41.939		46.152	10	20
2	3	Luca Voncken	GER-Stolberg	Mach1/lame	DS Racing	15	11:42.431	0.492	46.285	13	18
3	1	Philipp Damhuis	GER-Haren	Kosmic/lame	Team Hemkemeyer	15	11:50.968	9.029	45.622	8	16
4	2	Leo Stienemeier	GER-Neuss	Tony/lame	RMW Motorsport/Spienemeier	15	11:55.541	13.602	46.764	13	15
5	8	Tom Kölsch	GER -Wilmsdorf	Tony Kart/IAME X30 Jun	RMW Motorsport /AMC Burbach	15	11:55.633	13.694	46.782	8	14
6	5	Isabell Brosselt	NED-Vaals	Tony kart/lame	rmw motorsport	15	12:02.409	20.470	46.897	8	13
7	6	Moritz Wiskirchen	GER-Euskirchen	Tony/lame X30	RMW Motorsport	15	12:05.172	23.233	47.229	13	12
8	7	Leon Hess	GER-Hückelhoven	DRKart/IAME		15	12:22.859	40.920	48.140	9	11

## Bemerkungen

Gestartet: 11 Gewertet: 10 Nicht gewertet: 1  
 #18: +3s - Korridor  
 #1: +10s - Rennleiterentscheidung

Vorsprung	Ø km/h	Beste Rundenzeit	km/h	Beste Runde von
1.383	85,329	45.622	87,353	1 - Philipp Damhuis

Ergebnisse vorbehaltlich der techn. und sportl. Nachuntersuchung !

Orbits

Zeitnahme: CAMP-COMPANY, Obmann: Ernst Willems, Trierweiler

Rennleiter: Dieter Bringsken, Duisburg

Aushang: \_\_\_\_\_ h \_\_\_\_\_ - ADAC Reg. Nr. K-07/2016




www.mylaps.com

Lizensiert für Camp Company

Gedruckt: 23.10.2016 17:26:44

# Graf Berghe v. Trips Memorial

Junioren ohne OK

Erftlandring Kerpen 1,107 Km

Rennen 3 - R18

23.10.2016 15:45

Rennen (15 Runden) gestartet um 16:15:45

Runde	Rundenzeit	Diff.	Tageszeit
<b>(41) Dennis Peter Scott</b>			
1	49.526	+3.411	16:16:35.312
2	47.336	+1.221	16:17:22.648
3	46.879	+0.764	16:18:09.527
4	46.546	+0.431	16:18:56.073
5	46.617	+0.502	16:19:42.690
6	46.618	+0.503	16:20:29.308
7	46.456	+0.341	16:21:15.764
8	46.398	+0.283	16:22:02.162
9	46.426	+0.311	16:22:48.588
10	46.513	+0.398	16:23:35.101
11	46.470	+0.355	16:24:21.571
12	46.187	+0.072	16:25:07.758
13	46.167	+0.052	16:25:53.925
14	46.115		16:26:40.040
15	46.267	+0.152	16:27:26.307

Runde	Rundenzeit	Diff.	Tageszeit
<b>(1) Philipp Damhuis</b>			
1	48.833	+3.211	16:16:34.584
2	47.300	+1.678	16:17:21.884
3	46.542	+0.920	16:18:08.426
4	46.314	+0.692	16:18:54.740
5	51.141	+5.519	16:19:45.881
6	46.080	+0.458	16:20:31.961
7	45.859	+0.237	16:21:17.820
8	45.622		16:22:03.442
9	45.861	+0.239	16:22:49.303
10	45.921	+0.299	16:23:35.224
11	46.576	+0.954	16:24:21.800
12	46.330	+0.708	16:25:08.130
13	46.070	+0.448	16:25:54.200
14	46.217	+0.595	16:26:40.417
15	46.302	+0.680	16:27:26.719

Runde	Rundenzeit	Diff.	Tageszeit
<b>(18) BEN Fricke</b>			
1	50.063	+3.911	16:16:36.410
2	47.230	+1.078	16:17:23.640
3	46.626	+0.474	16:18:10.266
4	46.467	+0.315	16:18:56.733
5	46.509	+0.357	16:19:43.242
6	46.201	+0.049	16:20:29.443
7	46.441	+0.289	16:21:15.884
8	46.408	+0.256	16:22:02.292
9	46.410	+0.258	16:22:48.702
10	46.152		16:23:34.854
11	46.837	+0.685	16:24:21.691
12	46.207	+0.055	16:25:07.898
13	46.173	+0.021	16:25:54.071
14	46.252	+0.100	16:26:40.323
15	47.367	+1.215	16:27:27.690

Runde	Rundenzeit	Diff.	Tageszeit
<b>(3) Luca Voncken</b>			
1	49.873	+3.588	16:16:35.731
2	47.574	+1.289	16:17:23.305
3	46.799	+0.514	16:18:10.104
4	46.529	+0.244	16:18:56.633
5	47.077	+0.792	16:19:43.710
6	46.771	+0.486	16:20:30.481
7	46.398	+0.113	16:21:16.879
8	46.429	+0.144	16:22:03.308
9	46.477	+0.192	16:22:49.785
10	46.623	+0.338	16:23:36.408
11	46.331	+0.046	16:24:22.739
12	46.300	+0.015	16:25:09.039
13	46.285		16:25:55.324

Runde	Rundenzeit	Diff.	Tageszeit
14	46.482	+0.197	16:26:41.806
15	46.376	+0.091	16:27:28.182
<b>(2) Leo Stienemeier</b>			
1	50.341	+3.577	16:16:36.269
2	48.513	+1.749	16:17:24.782
3	47.820	+1.056	16:18:12.602
4	47.849	+1.085	16:19:00.451
5	47.554	+0.790	16:19:48.005
6	47.245	+0.481	16:20:35.250
7	46.982	+0.218	16:21:22.232
8	47.055	+0.291	16:22:09.287
9	47.623	+0.859	16:22:56.910
10	47.514	+0.750	16:23:44.424
11	47.824	+1.060	16:24:32.248
12	47.607	+0.843	16:25:19.855
13	46.764		16:26:06.619
14	47.343	+0.579	16:26:53.962
15	47.330	+0.566	16:27:41.292

Runde	Rundenzeit	Diff.	Tageszeit
<b>(8) Tom Kölsch</b>			
1	50.745	+3.963	16:16:37.052
2	47.949	+1.167	16:17:25.001
3	47.725	+0.943	16:18:12.726
4	47.567	+0.785	16:19:00.293
5	47.644	+0.862	16:19:47.937
6	47.543	+0.761	16:20:35.480
7	47.124	+0.342	16:21:22.604
8	46.782		16:22:09.386
9	47.454	+0.672	16:22:56.840
10	47.449	+0.667	16:23:44.289
11	47.748	+0.966	16:24:32.037
12	47.682	+0.900	16:25:19.719
13	47.101	+0.319	16:26:06.820
14	47.325	+0.543	16:26:54.145
15	47.239	+0.457	16:27:41.384

Runde	Rundenzeit	Diff.	Tageszeit
<b>(5) Isabell Brosselt</b>			
1	51.275	+4.378	16:16:37.286
2	48.069	+1.172	16:17:25.355
3	47.682	+0.785	16:18:13.037
4	47.626	+0.729	16:19:00.663
5	47.680	+0.783	16:19:48.343
6	47.296	+0.399	16:20:35.639
7	47.557	+0.660	16:21:23.196
8	46.897		16:22:10.093
9	47.153	+0.256	16:22:57.246
10	47.360	+0.463	16:23:44.606
11	54.583	+7.686	16:24:39.189
12	47.533	+0.636	16:25:26.722
13	47.268	+0.371	16:26:13.990
14	47.064	+0.167	16:27:01.054
15	47.106	+0.209	16:27:48.160

Runde	Rundenzeit	Diff.	Tageszeit
<b>(6) Moritz Wiskirchen</b>			
1	51.684	+4.455	16:16:37.881
2	48.241	+1.012	16:17:26.122
3	47.866	+0.637	16:18:13.988
4	47.492	+0.263	16:19:01.480
5	51.919	+4.690	16:19:53.399
6	47.979	+0.750	16:20:41.378
7	47.564	+0.335	16:21:28.942
8	47.618	+0.389	16:22:16.560
9	47.371	+0.142	16:23:03.931
10	48.534	+1.305	16:23:52.465
11	48.529	+1.300	16:24:40.994

Runde	Rundenzeit	Diff.	Tageszeit
12	47.758	+0.529	16:25:28.752
13	47.229		16:26:15.981
14	47.413	+0.184	16:27:03.394
15	47.529	+0.300	16:27:50.923
<b>(42) David Kurth</b>			
1	51.918	+3.218	16:16:38.637
2	50.074	+1.374	16:17:28.711
3	49.394	+0.694	16:18:18.105
4	49.271	+0.571	16:19:07.376
5	49.341	+0.641	16:19:56.717
6	49.149	+0.449	16:20:45.866
7	49.533	+0.833	16:21:35.399
8	49.209	+0.509	16:22:24.608
9	49.344	+0.644	16:23:13.952
10	49.259	+0.559	16:24:03.211
11	48.964	+0.264	16:24:52.175
12	49.797	+1.097	16:25:41.972
13	48.994	+0.294	16:26:30.966
14	48.705	+0.005	16:27:19.671
15	48.700		16:28:08.371

Runde	Rundenzeit	Diff.	Tageszeit
<b>(7) Leon Hess</b>			
1	55.683	+7.543	16:16:42.309
2	50.515	+2.375	16:17:32.824
3	49.653	+1.513	16:18:22.477
4	49.140	+1.000	16:19:11.617
5	48.710	+0.570	16:20:00.327
6	49.059	+0.919	16:20:49.386
7	48.518	+0.378	16:21:37.904
8	48.600	+0.460	16:22:26.504
9	48.140		16:23:14.644
10	48.831	+0.691	16:24:03.475
11	48.947	+0.807	16:24:52.422
12	49.557	+1.417	16:25:41.979
13	49.351	+1.211	16:26:31.330
14	48.448	+0.308	16:27:19.778
15	48.832	+0.692	16:28:08.610

Ergebnisse vorbehaltlich der techn. und sportl. Nachuntersuchung !

Orbits

Zeitnahme: CAMP-COMPANY, Obmann: Ernst Willems, Trierweiler

Rennleiter: Dieter Bringsken, Duisburg

Aushang: \_\_\_\_\_ h \_\_\_\_\_ - ADAC Reg. Nr. K-07/2016

www.mylaps.com

Lizensiert für Camp Company

Gedruckt: 23.10.2016 16:28:56

# Graf Berghe v. Trips Memorial

Junioren ohne OK

Erftlandring Kerpen 1,107 Km

Tageswertung

Pos.	Nr.	Nachname	Vorname	Bewerber/Sponsor	Fabrikat	R1	R2	R3	Gesamtpunktzahl
ROK Junior									
1	41	Scott	Dennis Peter	KSM Schumacher Motorsport	Tony Kart/Vortex ROK Jur	20	20	20	60
2	40	Kapetanidis	Konstantin	KSM Schumacher Racing Team	TONYKART/Vortex ROK G	18	18	0	36
3	42	Kurth	David		Zanardi/Vortex	0	16	18	34
X30 Junior									
1	1	Damhuis	Philipp	Team Hemkemeyer	Kosmic/Iame	20	20	16	56
2	18	Fricke	BEN	RMW Motorsport	Tony/Iame	18	16	20	54
3	3	Voncken	Luca	DS Racing	Mach1/Iame	16	18	18	52
4	8	Kölsch	Tom	RMW Motorsport /AMC Bur	Tony Kart/IAME X30 Junic	15	15	14	44
5	2	Stienemeier	Leo	RMW Motorsport/Spienemer	Tony/Iame	14	14	15	43
6	5	Brosselt	Isabell	rmw motorsport	Tony kart/Iame	13	13	13	39
7	7	Hess	Leon		DRKart/IAME	12	11	11	34
8	6	Wiskirchen	Moritz	RMW Motorsport	Tony/Iame X30	0	12	12	24

Ergebnisse vorbehaltlich der techn. und sportl. Nachuntersuchung !

Orbits

Zeitnahme: CAMP-COMPANY, Obmann: Ernst Willems, Trierweiler

Rennleiter: Dieter Bringsken, Duisburg

Aushang: \_\_\_\_\_ h \_\_\_\_\_ - ADAC Reg. Nr. K-07/2016



www.mylaps.com

Lizensiert für Camp Company