

WAKC Uchtelfangen

X30

Saarlandring 0,716 Km

Freies Training

24.04.2016 09:45

Training (10:00 Zeit) gestartet um 9:45:16

Pos.	Nr.	Name	Nat-Wohnort	Fabrikat	Bewerber/Sponsor	Rnd.	Beste Zeit	Diff.	In Rd.	km/h
1	24	Dennis Menze	GER-Nachrodt-Wildingeroc	SODI	Beule Kart Racing	16	33.624		16	76,660
2	10	Tristan Gebhardt	GER-Rhede	FA Kart / IAME X30	MSC Bork / RMW Motorsport	17	34.063	0.439	17	75,672
3	17	Marcel Preuss	GER-Rockenberg	Swiss Hutless / IAM	MSC Rockenberg e.V. / ADAC Team Hesse	16	34.154	0.530	16	75,470
4	12	Tom Kleingries	GER-Dorsten	Sodi / IAME X30 Se	Hagener AC	7	34.184	0.560	7	75,404
5	6	Melisa Harwardt	GER-Hagen	Sodi / IAME Parilla	Beule Kart Racing Team	17	34.353	0.729	13	75,033
6	30	Salvatore Gangarossa	GER-Dillingen	CRG/IAME	Coppolla Racing-Team/Kartbahn Bous	16	34.528	0.904	16	74,652
7	8	Simon Cernoia	GER-Zülpich	Gillard / IAME X30	MSR Racing / Zimmer Kat.-Recycling	17	34.573	0.949	17	74,555
8	14	Stefan Krenz	GER-Mühlheim	Mad Crock / IAME	MSC Mühlheim	16	34.631	1.007	16	74,430
9	2	Marvin Bettinger	GER-Fulda	Tony / IAME X30	Alljo-Hima-Kart-Team / ADAC Hessen-Thüi	15	34.949	1.325	14	73,753
10	77	Jeremy Banasik	GER-Dorsten	OTK / X30	RMW Motorsport	15	35.027	1.403	13	73,589
11	18	Alex Schneider	GER-Bleckhausen	Mach 1 / IAME X30	AC Mayen / NSU Schneider / ADAC Mittel	3	38.490	4.866	2	66,968
12	7	Kevin Kiepke	GER-Essen	CRG / IAME X30	MSC Blau Gelb Essen / Kartsport Kiepke /	4	38.649	5.025	4	66,693

Reg-Nr.: 17/2016

Orbits

Zeitnahme Monika Riehmers:



Rennleiter Dominik Rösch:




Schiedsrichter Andreas Henke:




Gedruckt: 24.04.2016 09:56:04 Aushang:

h

WAKC Uchtelfangen

X30

Freies Training

Saarlandring 0,716 Km

24.04.2016 09:45

Training (10:00 Zeit) gestartet um 9:45:16

Table with 4 columns: Runde, Rundenzeit, Diff., Tageszeit. Includes driver (24) Dennis Menze and race results for rounds 1-16.

Table with 4 columns: Runde, Rundenzeit, Diff., Tageszeit. Includes driver (10) Tristan Gebhardt and race results for rounds 1-17.

Table with 4 columns: Runde, Rundenzeit, Diff., Tageszeit. Includes driver (17) Marcel Preuss and race results for rounds 1-16.

Table with 4 columns: Runde, Rundenzeit, Diff., Tageszeit. Includes driver (12) Tom Kleingries and race results for rounds 1-7.

Table with 4 columns: Runde, Rundenzeit, Diff., Tageszeit. Includes driver (6) Melisa Harwardt and race results for round 1.

Table with 4 columns: Runde, Rundenzeit, Diff., Tageszeit. Includes driver (30) Salvatore Gangarossa and race results for rounds 1-17.

Table with 4 columns: Runde, Rundenzeit, Diff., Tageszeit. Includes driver (8) Simon Cernoia and race results for rounds 1-16.

Table with 4 columns: Runde, Rundenzeit, Diff., Tageszeit. Includes driver (14) Stefan Krenz and race results for rounds 1-10.

Table with 4 columns: Runde, Rundenzeit, Diff., Tageszeit. Includes driver (2) Marvin Bettinger and race results for rounds 1-16.

Table with 4 columns: Runde, Rundenzeit, Diff., Tageszeit. Includes driver (77) Jeremy Banasik and race results for rounds 1-15.

Table with 4 columns: Runde, Rundenzeit, Diff., Tageszeit. Includes driver (18) Alex Schneider and race results for rounds 1-15.

Table with 4 columns: Runde, Rundenzeit, Diff., Tageszeit. Includes driver (7) Kevin Kiepke and race results for rounds 1-4.



WAKC Uchtelfangen

X30

Saarlandring 0,716 Km

Zeittraining

24.04.2016 11:15

Qualifikation (10:00 Zeit) gestartet um 11:15:50

Pos.	Nr.	Name	Nat-Wohnort	Fabrikat	Bewerber/Sponsor	Rnd.	Beste Zeit	Diff.	In Rd.	km/h
1	10	Tristan Gebhardt	GER-Rhede	FA Kart / IAME X30	MSC Bork / RMW Motorsport	14	35.705		11	72,192
2	12	Tom Kleingries	GER-Dorsten	Sodi / IAME X30 Se	Hagener AC	12	36.276	0.571	8	71,055
3	17	Marcel Preuss	GER-Rockenberg	Swiss Hutless / IAME	MSC Rockenberg e.V. / ADAC Team Hesse	10	36.519	0.814	8	70,582
4	24	Dennis Menze	GER-Nachrodt-Wildingeroc	SODI	Beule Kart Racing	8	36.711	1.006	3	70,213
5	2	Marvin Bettinger	GER-Fulda	Tony / IAME X30	Alljo-Hima-Kart-Team / ADAC Hessen-Thür	13	36.716	1.011	11	70,204
6	77	Jeremy Banasik	GER-Dorsten	OTK / X30	RMW Motorsport	13	36.776	1.071	11	70,089
7	30	Salvatore Gangarossa	GER-Dillingen	CRG/IAME	Coppolla Racing-Team/Kartbahn Bous	13	37.076	1.371	10	69,522
8	6	Melisa Harwardt	GER-Hagen	Sodi / IAME Parilla	Beule Kart Racing Team	11	37.462	1.757	9	68,806
9	18	Alex Schneider	GER-Bleckhausen	Mach 1 / IAME X30	AC Mayen / NSU Schneider / ADAC Mittel	14	37.505	1.800	10	68,727
10	8	Simon Cernoia	GER-Zülpich	Gillard / IAME X30	MSR Racing / Zimmer Kat.-Recycling	15	37.717	2.012	15	68,341
11	15	Carina Losen	GER-Betzdorf	All Kart / IAME X30		9	39.071	3.366	9	65,972
12	14	Stefan Krenz	GER-Mühlheim	Mad Crock / IAME X30	MSC Mühlheim	1	42.409	6.704	1	60,780

Bemerkungen

Ergebnis vorbehaltlich der technischen und sportlichen Nachuntersuchung

Reg-Nr.: 17/2016

Orbits

Zeitnahme Monika Riehmers:



Rennleiter Dominik Rösch:

Schiedsrichter Andreas Henke:

Gedruckt: 24.04.2016 11:26:41 Aushang: h






WAKC Uchtelfangen

X30

Saarlandring 0,716 Km

Zeittraining

24.04.2016 11:15

Qualifikation (10:00 Zeit) gestartet um 11:15:50

Runde	Rundenzeit	Diff.	Tageszeit
(10) Tristan Gebhardt			
1	43.259	+7.554	11:18:05.600
2	40.912	+5.207	11:18:46.512
3	40.249	+4.544	11:19:26.761
4	39.872	+4.167	11:20:06.633
5	38.940	+3.235	11:20:45.573
6	38.023	+2.318	11:21:23.596
7	38.646	+2.941	11:22:02.242
8	36.625	+0.920	11:22:38.867
9	36.782	+1.077	11:23:15.649
10	36.023	+0.318	11:23:51.672
11	35.705		11:24:27.377
12	35.830	+0.125	11:25:03.207
13	35.793	+0.088	11:25:39.000
14	36.291	+0.586	11:26:15.291

Runde	Rundenzeit	Diff.	Tageszeit
(12) Tom Kleingries			
1	41.973	+5.697	11:19:20.220
2	39.143	+2.867	11:19:59.363
3	38.387	+2.111	11:20:37.750
4	37.722	+1.446	11:21:15.472
5	37.773	+1.497	11:21:53.245
6	36.734	+0.458	11:22:29.979
7	36.404	+0.128	11:23:06.383
8	36.276		11:23:42.659
9	37.079	+0.803	11:24:19.738
10	36.498	+0.222	11:24:56.236
11	36.541	+0.265	11:25:32.777
12	39.027	+2.751	11:26:11.804

Runde	Rundenzeit	Diff.	Tageszeit
(17) Marcel Preuss			
1	40.883	+4.364	11:19:54.480
2	39.632	+3.113	11:20:34.112
3	39.245	+2.726	11:21:13.357
4	37.887	+1.368	11:21:51.244
5	36.854	+0.335	11:22:28.098
6	36.698	+0.179	11:23:04.796
7	36.863	+0.344	11:23:41.659
8	36.519		11:24:18.178
9	36.603	+0.084	11:24:54.781
10	36.852	+0.333	11:25:31.633

Runde	Rundenzeit	Diff.	Tageszeit
(24) Dennis Menze			
1	38.529	+1.818	11:21:11.834
2	37.417	+0.706	11:21:49.251
3	36.711		11:22:25.962
4	37.377	+0.666	11:23:03.339
5	36.868	+0.157	11:23:40.207
6	37.072	+0.361	11:24:17.279
7	36.971	+0.260	11:24:54.250
8	36.900	+0.189	11:25:31.150

Runde	Rundenzeit	Diff.	Tageszeit
(2) Marvin Bettinger			
1	43.341	+6.625	11:18:39.056
2	40.755	+4.039	11:19:19.811
3	40.814	+4.098	11:20:00.625
4	39.625	+2.909	11:20:40.250
5	38.422	+1.706	11:21:18.672
6	38.520	+1.804	11:21:57.192
7	37.296	+0.580	11:22:34.488
8	37.013	+0.297	11:23:11.501
9	36.816	+0.100	11:23:48.317
10	36.869	+0.153	11:24:25.186
11	36.716		11:25:01.902
12	36.940	+0.224	11:25:38.842

Runde	Rundenzeit	Diff.	Tageszeit
13	37.384	+0.668	11:26:16.226
(77) Jeremy Banasik			
1	44.098	+7.322	11:18:27.379
2	42.464	+5.688	11:19:09.843
3	41.771	+4.995	11:19:51.614
4	41.029	+4.253	11:20:32.643
5	40.954	+4.178	11:21:13.597
6	38.835	+2.059	11:21:52.432
7	38.633	+1.857	11:22:31.065
8	37.231	+0.455	11:23:08.296
9	37.032	+0.256	11:23:45.328
10	36.811	+0.035	11:24:22.139
11	36.776		11:24:58.915
12	36.998	+0.222	11:25:35.913
13	37.553	+0.777	11:26:13.466

Runde	Rundenzeit	Diff.	Tageszeit
(30) Salvatore Gangarossa			
1	45.421	+8.345	11:18:44.665
2	40.663	+3.587	11:19:25.328
3	40.047	+2.971	11:20:05.375
4	39.400	+2.324	11:20:44.775
5	38.449	+1.373	11:21:23.224
6	39.173	+2.097	11:22:02.397
7	37.585	+0.509	11:22:39.982
8	37.437	+0.361	11:23:17.419
9	37.401	+0.325	11:23:54.820
10	37.076		11:24:31.896
11	37.275	+0.199	11:25:09.171
12	37.373	+0.297	11:25:46.544
13	37.666	+0.590	11:26:24.210

Runde	Rundenzeit	Diff.	Tageszeit
(6) Melisa Harwardt			
1	46.961	+9.499	11:19:39.761
2	43.211	+5.749	11:20:22.972
3	40.949	+3.487	11:21:03.921
4	40.585	+3.123	11:21:44.506
5	39.442	+1.980	11:22:23.948
6	39.847	+2.385	11:23:03.795
7	38.094	+0.632	11:23:41.889
8	38.361	+0.899	11:24:20.250
9	37.462		11:24:57.712
10	37.564	+0.102	11:25:35.276
11	37.689	+0.227	11:26:12.965

Runde	Rundenzeit	Diff.	Tageszeit
(18) Alex Schneider			
1	46.317	+8.812	11:17:36.751
2	42.112	+4.607	11:18:18.863
3	41.439	+3.934	11:19:00.302
4	40.852	+3.347	11:19:41.154
5	41.009	+3.504	11:20:22.163
6	39.528	+2.023	11:21:01.691
7	39.623	+2.118	11:21:41.314
8	38.492	+0.987	11:22:19.806
9	37.901	+0.396	11:22:57.707
10	37.505		11:23:35.212
11	37.725	+0.220	11:24:12.937
12	37.656	+0.151	11:24:50.593
13	37.754	+0.249	11:25:28.347
14	37.850	+0.345	11:26:06.197

Runde	Rundenzeit	Diff.	Tageszeit
(8) Simon Cernoia			
1	45.587	+7.870	11:16:44.120
2	42.682	+4.965	11:17:26.802
3	42.034	+4.317	11:18:08.836
4	42.612	+4.895	11:18:51.448

Runde	Rundenzeit	Diff.	Tageszeit
5	40.719	+3.002	11:19:32.167
6	41.283	+3.566	11:20:13.450
7	39.366	+1.649	11:20:52.816
8	38.594	+0.877	11:21:31.410
9	38.616	+0.899	11:22:10.026
10	38.881	+1.164	11:22:48.907
11	38.734	+1.017	11:23:27.641
12	37.723	+0.006	11:24:05.364
13	37.738	+0.021	11:24:43.102
14	37.795	+0.078	11:25:20.897
15	37.717		11:25:58.614

Runde	Rundenzeit	Diff.	Tageszeit
(15) Carina Losen			
1	41.755	+2.684	11:20:49.632
2	39.841	+0.770	11:21:29.473
3	39.824	+0.753	11:22:09.297
4	39.385	+0.314	11:22:48.682
5	39.601	+0.530	11:23:28.283
6	39.706	+0.635	11:24:07.989
7	39.623	+0.552	11:24:47.612
8	39.109	+0.038	11:25:26.721
9	39.071		11:26:05.792

Runde	Rundenzeit	Diff.	Tageszeit
(14) Stefan Krenz			
1	42.409		11:21:00.989

Reg-Nr.: 17/2016

Orbits

Zeitnahme Monika Riehmers:

Rennleiter Dominik Rösch:

Schiedsrichter Andreas Henke:

Gedruckt: 24.04.2016 11:27:22 Aushang:

h

WAKC Uchtelfangen


X30 **Saarlandring 0,716 Km**
1.Lauf **24.04.2016 14:00**
Rennen (25 Runden)

14
12
8
10
6
8
77
6
24
4
12
2

15
11
18
9
30
7
2
5
17
3
10

6
5
4
3
2
1

POLE POSITION 1



Reg-Nr.: 17/2016 Orbits

Zeitnahme Monika Riehmers:  Rennleiter Dominik Rösch:

Schiedsrichter Andreas Henke:

Gedruckt: 24.04.2016 11:27:49 Aushang: h



WAKC Uchtelfangen
X30
Saarlandring 0,716 Km
1.Lauf
24.04.2016 14:00
Rennen (25 Runden) gestartet um 14:14:45

Pos.	Nr.	Ga	Name	Nat-Wohnort	Fabrikat	Bewerber/Sponsor	Rnd.	Gesamtzeit	Diff.	Beste Zeit	In Rd.	Pkt.
1	17		Marcel Preuss	GER-Rockenberg	Swiss Hutless / I	MSC Rockenberg e.V. / ADAC Team Hes	25	16:14.172		38.381	19	20
2	12		Tom Kleingries	GER-Dorsten	Sodi / IAME X30	Hagener AC	25	16:26.234	12.062	38.998	18	18
3	18		Alex Schneider	GER-Bleckhausen	Mach 1 / IAME X	AC Mayen / NSU Schneider / ADAC Mitt	25	16:26.779	12.607	38.849	23	16
4	2		Marvin Bettinger	GER-Fulda	Tony / IAME X3C	Alljo-Hima-Kart-Team / ADAC Hessen-TI	25	16:40.224	26.052	39.488	22	15
5	10		Tristan Gebhardt	GER-Rhede	FA Kart / IAME X	MSC Bork / RMW Motorsport	25	16:40.802	26.630	38.780	22	14
6	77		Jeremy Banasik	GER-Dorsten	OTK / X30	RMW Motorsport	25	16:43.595	29.423	39.177	22	13
7	30	Ja	Salvatore Gangarossa	GER-Dillingen	CRG/IAME	Coppolla Racing-Team/Kartbahn Bous	25	16:43.684	29.512	39.083	22	12
8	8		Simon Cernoia	GER-Zülpich	Gillard / IAME X	MSR Racing / Zimmer Kat.-Recycling	24	16:24.334	1 Runde	39.745	6	11
9	6		Melisa Harwardt	GER-Hagen	Sodi / IAME Pari	Beule Kart Racing Team	24	16:30.153	1 Runde	39.543	23	10
10	15		Carina Losen	GER-Betzdorf	All Kart / IAME X		24	16:38.734	1 Runde	40.450	10	9
11	14		Stefan Krenz	GER-Mühlheim	Mad Crock / IAN	MSC Mühlheim	24	16:39.627	1 Runde	40.236	20	8
Nicht Klassifiziert (75% = 18 Rnd.)												
	24		Dennis Menze	GER-Nachrodt-Wildinger	SODI	Beule Kart Racing		0.826	25 Runden		0	0

Bemerkungen

Ergebnis vorbehaltlich der technischen und sportlichen Nachuntersuchung

Gestartet: 12 Gewertet: 11 Nicht gewertet: 1

Start-Nr.: 77 + 3 sek. Zeitstrafe (Rennleiterentscheidung)

Vorsprung	Ø km/h	Beste Rundenzeit	km/h	Beste Runde von
12.062	66,148	38.381	67,158	17 - Marcel Preuss

Reg-Nr.: 17/2016
Orbits

Zeitnahme Monika Riehmers:

Rennleiter Dominik Rösch:

Schiedsrichter Andreas Henke:

Gedruckt: 24.04.2016 14:33:37

Aushang: h

WAKC Uchtelfangen

X30

Saarlandring 0,716 Km

1.Lauf

24.04.2016 14:00

Rennen (25 Runden) gestartet um 14:14:45

Runde	Rundenzeit	Diff.	Tageszeit
8	40.043	+0.298	14:20:15.353
9	39.981	+0.236	14:20:55.334
10	39.874	+0.129	14:21:35.208
11	40.286	+0.541	14:22:15.494
12	39.928	+0.183	14:22:55.422
13	39.862	+0.117	14:23:35.284
14	42.082	+2.337	14:24:17.366
15	42.585	+2.840	14:24:59.951
16	44.198	+4.453	14:25:44.149
17	41.138	+1.393	14:26:25.287
18	40.443	+0.698	14:27:05.730
19	42.375	+2.630	14:27:48.105
20	40.275	+0.530	14:28:28.380
21	40.752	+1.007	14:29:09.132
22	40.496	+0.751	14:29:49.628
23	40.463	+0.718	14:30:30.091
24	40.117	+0.372	14:31:10.208

(6) Melisa Harwardt

1	59.711	+20.168	14:15:46.415
2	42.161	+2.618	14:16:28.576
3	41.297	+1.754	14:17:09.873
4	40.986	+1.443	14:17:50.859
5	40.708	+1.165	14:18:31.567
6	40.186	+0.643	14:19:11.753
7	40.740	+1.197	14:19:52.493
8	40.174	+0.631	14:20:32.667
9	40.232	+0.689	14:21:12.899
10	39.791	+0.248	14:21:52.690
11	39.909	+0.366	14:22:32.599
12	39.794	+0.251	14:23:12.393
13	39.704	+0.161	14:23:52.097
14	41.116	+1.573	14:24:33.213
15	39.776	+0.233	14:25:12.989
16	40.536	+0.993	14:25:53.525
17	40.802	+1.259	14:26:34.327
18	42.084	+2.541	14:27:16.411
19	40.802	+1.259	14:27:57.213
20	39.573	+0.030	14:28:36.786
21	40.093	+0.550	14:29:16.879
22	39.828	+0.285	14:29:56.707
23	39.543		14:30:36.250
24	39.777	+0.234	14:31:16.027

(15) Carina Losen

1	46.350	+5.900	14:15:33.384
2	42.625	+2.175	14:16:16.009
3	41.017	+0.567	14:16:57.026
4	41.632	+1.182	14:17:38.658
5	40.707	+0.257	14:18:19.365
6	40.827	+0.377	14:19:00.192
7	40.782	+0.332	14:19:40.974
8	41.414	+0.964	14:20:22.388
9	41.060	+0.610	14:21:03.448
10	40.450		14:21:43.898
11	43.102	+2.652	14:22:27.000
12	41.453	+1.003	14:23:08.453
13	40.981	+0.531	14:23:49.434
14	40.771	+0.321	14:24:30.205
15	41.685	+1.235	14:25:11.890
16	41.328	+0.878	14:25:53.218
17	40.901	+0.451	14:26:34.119
18	42.347	+1.897	14:27:16.466
19	42.374	+1.924	14:27:58.840
20	40.758	+0.308	14:28:39.598
21	41.064	+0.614	14:29:20.662

Runde	Rundenzeit	Diff.	Tageszeit
22	40.650	+0.200	14:30:01.312
23	42.146	+1.696	14:30:43.458
24	41.150	+0.700	14:31:24.608

(14) Stefan Krenz

1	44.732	+4.496	14:15:32.032
2	42.226	+1.990	14:16:14.258
3	41.358	+1.122	14:16:55.616
4	41.345	+1.109	14:17:36.961
5	41.866	+1.630	14:18:18.827
6	40.686	+0.450	14:18:59.513
7	40.814	+0.578	14:19:40.327
8	40.542	+0.306	14:20:20.869
9	43.240	+3.004	14:21:04.109
10	40.486	+0.250	14:21:44.595
11	40.413	+0.177	14:22:25.008
12	41.127	+0.891	14:23:06.135
13	40.751	+0.515	14:23:46.886
14	40.471	+0.235	14:24:27.357
15	40.775	+0.539	14:25:08.132
16	41.743	+1.507	14:25:49.875
17	41.982	+1.746	14:26:31.857
18	40.727	+0.491	14:27:12.584
19	40.614	+0.378	14:27:53.198
20	40.236		14:28:33.434
21	43.673	+3.437	14:29:17.107
22	40.740	+0.504	14:29:57.847
23	46.682	+6.446	14:30:44.529
24	40.972	+0.736	14:31:25.501

Runde	Rundenzeit	Diff.	Tageszeit
-------	------------	-------	-----------

Reg-Nr.: 17/2016

Orbits

Zeitraum Monika Riehmers:

Rennleiter Dominik Rösch:

Schiedsrichter Andreas Henke:

Gedruckt: 24.04.2016 14:34:00 Aushang:

h

WAKC Uchtelfangen

X30

Saarlandring 0,716 Km

2.Lauf

24.04.2016 15:50


Rennen (25 Runden)

24
12
15
10
8
8
77
6
2
4
12
2

14
11
6
9
30
7
10
5
18
3
17
1


6
5
4
3
2
1

POLE POSITION



Reg-Nr.: 17/2016

Orbits

Zeitnahme Monika Riehmers: 

Rennleiter Dominik Rösch:

Schiedsrichter Andreas Henke:

Gedruckt: 24.04.2016 14:34:27 Aushang: h



WAKC Uchtelfangen
X30
Saarlandring 0,716 Km
2.Lauf
24.04.2016 15:50
Rennen (25 Runden) gestartet um 16:02:07

Pos.	Nr.	Ga	Name	Nat-Wohnort	Fabrikat	Bewerber/Sponsor	Rnd.	Gesamtzeit	Diff.	Beste Zeit	In Rd.	Pkt.
1	12		Tom Kleingries	GER-Dorsten	Sodi / IAME X30	Hagener AC	25	14:13.167		33.558	17	20
2	10		Tristan Gebhardt	GER-Rhede	FA Kart / IAME X	MSC Bork / RMW Motorsport	25	14:15.520	2.353	33.707	19	18
3	17		Marcel Preuss	GER-Rockenberg	Swiss Hutless / I	MSC Rockenberg e.V. / ADAC Team Hes	25	14:19.911	6.744	33.867	17	16
4	18		Alex Schneider	GER-Bleckhausen	Mach 1 / IAME X	AC Mayen / NSU Schneider / ADAC Mitt	25	14:26.725	13.558	33.918	22	15
5	30	Ja	Salvatore Gangarossa	GER-Dillingen	CRG/IAME	Coppolla Racing-Team/Kartbahn Bous	25	14:27.196	14.029	34.074	23	14
6	2		Marvin Bettinger	GER-Fulda	Tony / IAME X30	Alljo-Hima-Kart-Team / ADAC Hessen-Tl	25	14:29.193	16.026	34.018	20	13
7	77		Jeremy Banasik	GER-Dorsten	OTK / X30	RMW Motorsport	25	14:29.303	16.136	33.941	23	12
8	8		Simon Cernoia	GER-Zülpich	Gillard / IAME X	MSR Racing / Zimmer Kat.-Recycling	25	14:34.323	21.156	34.202	21	11
9	24		Dennis Menze	GER-Nachrodt-Wildinger	SODI	Beule Kart Racing	25	14:38.785	25.618	33.426	23	10
10	14		Stefan Krenz	GER-Mühlheim	Mad Crock / IAM	MSC Mühlheim	25	14:44.241	31.074	34.584	17	9
11	6		Melisa Harwardt	GER-Hagen	Sodi / IAME Pari	Beule Kart Racing Team	24	13:50.964	1 Runde	33.832	20	8
12	15		Carina Losen	GER-Betzdorf	All Kart / IAME X		24	14:39.282	1 Runde	35.069	11	7

Bemerkungen

Ergebnis vorbehaltlich der technischen und sportlichen Nachuntersuchung

Gestartet: 12 Gewertet: 12 Nicht gewertet: 0

Vorsprung	Ø km/h	Beste Rundenzeit	km/h	Beste Runde von
2.353	75,530	33.426	77,114	24 - Dennis Menze

Reg-Nr.: 17/2016
Orbits

Zeitnahme Monika Riehmers:

Rennleiter Dominik Rösch:

Schiedsrichter Andreas Henke:

Gedruckt: 24.04.2016 16:18:16

Aushang: h

WAKC Uchtelfangen 24.04.16
Strecke: Saarlandring
Tageswertung Klasse X30 Senior

Pos	Nr.	Vorname	Nachname	Pos Zeittraining	Punkte Rennen 1	Punkte Rennen 2	Punkte Gesamt
1	12	Tom	Kleingries	2	18	20	38
2	17	Marcel	Preuss	3	20	16	36
3	10	Tristan	Gebhardt	1	14	18	32
4	18	Alex	Schneider	9	16	15	31
5	2	Marvin	Bettinger	5	15	13	28
6	30	Salvatore	Gangarossa	7	12	14	26
7	77	Jeremy	Banasik	6	13	12	25
8	8	Simon	Cernoia	10	11	11	22
9	6	Melisa	Harwardt	8	10	8	18
10	14	Stefan	Krenz	12	8	9	17
11	15	Carina	Losen	11	9	7	16
12	24	Dennis	Menze	4	0	10	10

Ergebnis vorbehaltlich der technischen und sportlichen Nachuntersuchung!!!

Rennleiter Dominik Rösch

Zeitnahme Monika Riehmers



Schiedsrichter Andreas Henke

Aushangzeit: