

WAKC Wittgenborn

X30 Junioren

Vogelsbergring 1,038 Km

Freies Training

12.06.2016 09:30

Training (10:00 Zeit) gestartet um 9:29:51

Pos.	Nr.	Name	Nat-Wohnort	Fabrikat	Bewerber/Sponsor	Rnd.	Beste Zeit	Diff.	In Rd.	km/h
1	24	Miroslaw Kravchenko	GER-Krefeld	Mach 1 / IAME X30	DS Kartsport / ADAC Nordrhein e.V.	9	1:03.903		7	58,476
2	31	Felix Arndt	GER-Wickede	CRG / IAME X30	MSC Blau Gelb Essen / Kartsport Lehnert	8	1:03.955	0.052	4	58,429
3	66	Luka-Max Pierschke	GER-Zwingenberg	Kosmic/IAME	MSC Eberbach/ADAC Team Nordbaden	9	1:04.152	0.249	5	58,249
4	9	Louis Klinkhammer	GER-Krombach	Interpid / IAME X3	MSC Mühlheim e.V. / ADAC Hessen-Thürin	9	1:04.426	0.523	8	58,001
5	15	Pascal Wlodarczyk	GER-Bad Lauterberg	Tony / IAME X30 Ju	Fuldaer AC / Alljo-Hima-Kart-Team	9	1:04.745	0.842	6	57,716
6	6	Marek Schaller	GER-Erndtebrück	Tony / IAME	RMW Motorsport / AMC Wittgenstein Bad	8	1:05.390	1.487	5	57,146
7	8	Mika Rausch	GER-Ahlen	DR / IAME X30 Jun	RRT / Rausch-Racing-Team	8	1:05.731	1.828	8	56,850
8	28	Tom Kölsch	GER-Wilnsdorf	Tony / IAME X30 Ju	AMC Burbach / RMW Motorsport	9	1:05.819	1.916	7	56,774
9	20	Niklas Koch	GER-Riedstadt	Gillard / IAME X30	Starkenburger AMC Darmstadt e.V. / ADA	8	1:06.400	2.497	6	56,277
10	22	Louis Thorsten Kulke	GER-Bielefeld	Gillard / IAME	MSC Langenfeld	9	1:06.604	2.701	9	56,105
11	7	Marcel Schminke	GER-Bad Wildungen	Tony / IAME	MSC Wolfhagen / ADAC Hessen-Thüringer	7	1:06.729	2.826	7	56,000
12	29	Jens Schmitt	GER-Bad Münteriefel	CRG / IAME X30 Ju	CRG Holland / MSC Adenau	8	1:07.087	3.184	5	55,701
13	4	Devin Kimm	GER-Wolfhagen	Tony / IAME X30 Ju	MSC Wolfhagen / Kimm Gebäudeservice	7	1:07.146	3.243	6	55,652
14	11	Kevin Schmidt	GER-Schmallenberg	CRG / IAME X30 Ju	MSC Schmallenberg	7	1:07.751	3.848	7	55,155
15	2	Michel Boensmann	GER-Wuppertal	Gillard / IAME X30	M.S.R. Team	8	1:07.928	4.025	7	55,011
16	10	Nick Rommershausen	GER-Montabaur	CRG / IAME X30 Ju	AMC Arzbach	8	1:08.163	4.260	8	54,822
17	14	Moritz Wiskirchen	GER-Euskirchen	Tony / IAME X30	RMW Motorsport	8	1:08.288	4.385	7	54,721
18	36	Isabell Brosselt	GER-Vaals	Tony/IAME	RMW Motorsport	4	1:09.777	5.874	3	53,553

Reg-Nr.: CKA05/16

Orbits

Zeitnahme Monika Riehmers:



Rennleiter Dominik Rösch:

Schiedsrichter Andreas Henke:

Gedruckt: 12.06.2016 09:41:23 Aushang:

h






WAKC Wittgenborn

X30 Junioren

Vogelsbergring 1,038 Km

Freies Training

12.06.2016 09:30

Training (10:00 Zeit) gestartet um 9:29:51

Runde	Rundenzeit	Diff.	Tageszeit
(24) Miroslaw Kravchenko			
1	1:04.911	+1.008	9:31:34.761
2	1:05.365	+1.462	9:32:40.126
3	1:05.624	+1.721	9:33:45.750
4	1:36.708	+32.805	9:35:22.458
5	1:08.901	+4.998	9:36:31.359
6	1:04.321	+0.418	9:37:35.680
7	1:03.903		9:38:39.583
8	1:03.908	+0.005	9:39:43.491
9	1:03.925	+0.022	9:40:47.416

Runde	Rundenzeit	Diff.	Tageszeit
(31) Felix Arndt			
1	1:06.405	+2.450	9:31:45.973
2	1:06.149	+2.194	9:32:52.122
3	1:05.140	+1.185	9:33:57.262
4	1:03.955		9:35:01.217
5	1:04.174	+0.219	9:36:05.391
6	1:04.219	+0.264	9:37:09.610
7	1:04.078	+0.123	9:38:13.688
8	1:05.549	+1.594	9:39:19.237

Runde	Rundenzeit	Diff.	Tageszeit
(66) Luka-Max Pierschke			
1	1:07.417	+3.265	9:31:36.983
2	1:05.351	+1.199	9:32:42.334
3	1:04.944	+0.792	9:33:47.278
4	1:04.160	+0.008	9:34:51.438
5	1:04.152		9:35:55.590
6	1:05.077	+0.925	9:37:00.667
7	1:04.371	+0.219	9:38:05.038
8	1:07.507	+3.355	9:39:12.545
9	1:04.710	+0.558	9:40:17.255

Runde	Rundenzeit	Diff.	Tageszeit
(9) Louis Klinkhammer			
1	1:07.864	+3.438	9:31:45.585
2	1:08.368	+3.942	9:32:53.953
3	1:05.785	+1.359	9:33:59.738
4	1:06.559	+2.133	9:35:06.297
5	1:06.505	+2.079	9:36:12.802
6	1:05.183	+0.757	9:37:17.985
7	1:05.741	+1.315	9:38:23.726
8	1:04.426		9:39:28.152
9	1:05.380	+0.954	9:40:33.532

Runde	Rundenzeit	Diff.	Tageszeit
(15) Pascal Włodarczyk			
1	1:07.924	+3.179	9:31:42.163
2	1:06.744	+1.999	9:32:48.907
3	1:06.369	+1.624	9:33:55.276
4	1:06.152	+1.407	9:35:01.428
5	1:05.512	+0.767	9:36:06.940
6	1:04.745		9:37:11.685
7	1:05.523	+0.778	9:38:17.208
8	1:05.002	+0.257	9:39:22.210
9	1:04.970	+0.225	9:40:27.180

Runde	Rundenzeit	Diff.	Tageszeit
(6) Marek Schaller			
1	1:07.387	+1.997	9:31:41.281
2	1:06.272	+0.882	9:32:47.553
3	1:06.225	+0.835	9:33:53.778
4	1:54.044	+48.654	9:35:47.822
5	1:05.390		9:36:53.212
6	1:08.107	+2.717	9:38:01.319
7	1:08.414	+3.024	9:39:09.733
8	1:05.538	+0.148	9:40:15.271

Runde	Rundenzeit	Diff.	Tageszeit
(8) Mika Rausch			

Runde	Rundenzeit	Diff.	Tageszeit
1	1:09.909	+4.178	9:31:45.166
2	1:07.841	+2.110	9:32:53.007
3	1:06.487	+0.756	9:33:59.494
4	1:06.364	+0.633	9:35:05.858
5	1:06.283	+0.552	9:36:12.141
6	1:06.262	+0.531	9:37:18.403
7	1:05.789	+0.058	9:38:24.192
8	1:05.731		9:39:29.923

Runde	Rundenzeit	Diff.	Tageszeit
(28) Tom Kölsch			
1	1:10.139	+4.320	9:31:48.561
2	1:07.458	+1.639	9:32:56.019
3	1:07.225	+1.406	9:34:03.244
4	1:06.864	+1.045	9:35:10.108
5	1:06.717	+0.898	9:36:16.825
6	1:06.699	+0.880	9:37:23.524
7	1:05.819		9:38:29.343
8	1:06.848	+1.029	9:39:36.191
9	1:15.198	+9.379	9:40:51.389

Runde	Rundenzeit	Diff.	Tageszeit
(20) Niklas Koch			
1	1:08.573	+2.173	9:32:11.544
2	1:08.421	+2.021	9:33:19.965
3	1:06.442	+0.042	9:34:26.407
4	1:06.411	+0.011	9:35:32.818
5	1:06.705	+0.305	9:36:39.523
6	1:06.400		9:37:45.923
7	1:33.085	+26.685	9:39:19.008
8	1:06.862	+0.462	9:40:25.870

Runde	Rundenzeit	Diff.	Tageszeit
(22) Louis Thorsten Kulke			
1	1:11.893	+5.289	9:31:55.695
2	1:09.226	+2.622	9:33:04.921
3	1:08.530	+1.926	9:34:13.451
4	1:09.088	+2.484	9:35:22.539
5	1:06.866	+0.262	9:36:29.405
6	1:07.624	+1.020	9:37:37.029
7	1:07.378	+0.774	9:38:44.407
8	1:06.662	+0.058	9:39:51.069
9	1:06.604		9:40:57.673

Runde	Rundenzeit	Diff.	Tageszeit
(7) Marcel Schminke			
1	1:10.064	+3.335	9:33:26.918
2	1:08.204	+1.475	9:34:35.122
3	1:07.435	+0.706	9:35:42.557
4	1:07.357	+0.628	9:36:49.914
5	1:07.623	+0.894	9:37:57.537
6	1:07.801	+1.072	9:39:05.338
7	1:06.729		9:40:12.067

Runde	Rundenzeit	Diff.	Tageszeit
(29) Jens Schmitt			
1	1:10.342	+3.255	9:31:56.033
2	1:09.089	+2.002	9:33:05.122
3	1:08.985	+1.898	9:34:14.107
4	1:08.716	+1.629	9:35:22.823
5	1:07.087		9:36:29.910
6	1:07.529	+0.442	9:37:37.439
7	1:07.351	+0.264	9:38:44.790
8	1:07.126	+0.039	9:39:51.916

Runde	Rundenzeit	Diff.	Tageszeit
(4) Devin Kimm			
1	1:10.129	+2.983	9:33:02.938
2	1:11.178	+4.032	9:34:14.116
3	1:11.335	+4.189	9:35:25.451
4	1:09.139	+1.993	9:36:34.590
5	1:07.311	+0.165	9:37:41.901

Runde	Rundenzeit	Diff.	Tageszeit
6	1:07.146		9:38:49.047
7	1:07.203	+0.057	9:39:56.250

Runde	Rundenzeit	Diff.	Tageszeit
(11) Kevin Schmidt			
1	1:11.231	+3.480	9:31:58.871
2	2:17.097	+1:09.346	9:34:15.968
3	1:08.917	+1.166	9:35:24.885
4	1:08.918	+1.167	9:36:33.803
5	1:21.303	+13.552	9:37:55.106
6	1:14.190	+6.439	9:39:09.296
7	1:07.751		9:40:17.047

Runde	Rundenzeit	Diff.	Tageszeit
(2) Michel Boensmann			
1	1:20.688	+12.760	9:32:09.685
2	1:12.732	+4.804	9:33:22.417
3	1:09.398	+1.470	9:34:31.815
4	1:08.522	+0.594	9:35:40.337
5	1:07.931	+0.003	9:36:48.268
6	1:08.410	+0.482	9:37:56.678
7	1:07.928		9:39:04.606
8	1:08.282	+0.354	9:40:12.888

Runde	Rundenzeit	Diff.	Tageszeit
(10) Nick Rommershausen			
1	1:12.189	+4.026	9:31:54.403
2	1:09.820	+1.657	9:33:04.223
3	1:08.819	+0.656	9:34:13.042
4	1:11.327	+3.164	9:35:24.369
5	1:10.855	+2.692	9:36:35.224
6	1:09.257	+1.094	9:37:44.481
7	1:08.575	+0.412	9:38:53.056
8	1:08.163		9:40:01.219

Runde	Rundenzeit	Diff.	Tageszeit
(14) Moritz Wiskirchen			
1	1:28.384	+20.096	9:32:10.419
2	1:19.065	+10.777	9:33:29.484
3	1:09.366	+1.078	9:34:38.850
4	1:14.433	+6.145	9:35:53.283
5	1:08.413	+0.125	9:37:01.696
6	1:25.998	+17.710	9:38:27.694
7	1:08.288		9:39:35.982
8	1:08.421	+0.133	9:40:44.403

Runde	Rundenzeit	Diff.	Tageszeit
(36) Isabell Brosselt			
1	1:16.849	+7.072	9:32:07.046
2	1:12.297	+2.520	9:33:19.343
3	1:09.777		9:34:29.120
4	1:16.480	+6.703	9:35:45.600

Reg-Nr.: CKA05/16

Orbits

Zeitnahme Monika Riehmers:

Rennleiter Dominik Rösch:

Schiedsrichter Andreas Henke:

Gedruckt: 12.06.2016 09:41:38 Aushang:

h



WAKC Wittgenborn

X30 Junioren

Vogelsbergring 1,038 Km

Zeittraining

12.06.2016 11:00

Qualifikation (10:00 Zeit) gestartet um 11:00:01

Pos.	Nr.	Name	Nat-Wohnort	Fabrikat	Bewerber/Sponsor	Rnd.	Beste Zeit	Diff.	In Rd.	km/h
1	31	Felix Arndt	GER-Wickede	CRG / IAME X30	MSC Blau Gelb Essen / Kartsport Lehnert	9	1:03.115		2	59,206
2	24	Mirosław Kravchenko	GER-Krefeld	Mach 1 / IAME X30	DS Kartsport / ADAC Nordrhein e.V.	9	1:03.529	0.414	8	58,820
3	66	Luka-Max Pierschke	GER-Zwingenberg	Kosmic/IAME	MSC Eberbach/ADAC Team Nordbaden	9	1:03.949	0.834	3	58,434
4	6	Marek Schaller	GER-Erndtebrück	Tony / IAME	RMW Motorsport / AMC Wittgenstein Bad	7	1:04.238	1.123	2	58,171
5	20	Niklas Koch	GER-Riedstadt	Gillard / IAME X30	Starkenburger AMC Darmstadt e.V. / ADA	9	1:04.302	1.187	7	58,113
6	9	Louis Klinkhammer	GER-Krombach	Interpid / IAME X3	MSC Mühlheim e.V. / ADAC Hessen-Thürin	9	1:04.775	1.660	6	57,689
7	15	Pascal Włodarczyk	GER-Bad Lauterberg	Tony / IAME X30 Ju	Fuldaer AC / Alljo-Hima-Kart-Team	9	1:04.966	1.851	5	57,519
8	28	Tom Kölsch	GER-Wilnsdorf	Tony / IAME X30 Ju	AMC Burbach / RMW Motorsport	9	1:05.145	2.030	6	57,361
9	8	Mika Rausch	GER-Ahlen	DR / IAME X30 Jun	RRT / Rausch-Racing-Team	9	1:05.310	2.195	3	57,216
10	29	Jens Schmitt	GER-Bad Münstereifel	CRG / IAME X30 Ju	CRG Holland / MSC Adenau	9	1:05.380	2.265	7	57,155
11	7	Marcel Schminke	GER-Bad Wildungen	Tony / IAME	MSC Wolfhagen / ADAC Hessen-Thüringer	8	1:05.664	2.549	8	56,908
12	10	Nick Rommershausen	GER-Montabaur	CRG / IAME X30 Ju	AMC Arzbach	9	1:05.766	2.651	5	56,820
13	36	Isabell Brosselt	GER-Vaals	Tony/IAME	RMW Motorsport	8	1:05.979	2.864	8	56,636
14	4	Devin Kimm	GER-Wolfhagen	Tony / IAME X30 Ju	MSC Wolfhagen / Kimm Gebäudeservice	9	1:06.062	2.947	8	56,565
15	22	Louis Thorsten Kulke	GER-Bielefeld	Gillard / IAME	MSC Langenfeld	9	1:06.099	2.984	9	56,533
16	11	Kevin Schmidt	GER-Schmallenberg	CRG / IAME X30 Ju	MSC Schmallenberg	9	1:06.731	3.616	5	55,998
17	2	Michel Boensmann	GER-Wuppertal	Gillard / IAME X30	M.S.R. Team	9	1:07.032	3.917	9	55,747
18	14	Moritz Wiskirchen	GER-Euskirchen	Tony / IAME X30	RMW Motorsport	8	1:09.709	6.594	8	53,606

Bemerkungen

Ergebnis vorbehaltlich technischer Nachuntersuchung

Reg-Nr.: CKA05/16

Orbits

Zeitnahme Monika Riehmers:



Rennleiter Dominik Rösch:

Schiedsrichter Andreas Henke:

Gedruckt: 12.06.2016 11:11:34 Aushang:

h






WAKC Wittgenborn

X30 Junioren

Vogelsberggring 1,038 Km

Zeittraining

12.06.2016 11:00

Qualifikation (10:00 Zeit) gestartet um 11:00:01

Runde	Rundenzeit	Diff.	Tageszeit
(31) Felix Arndt			
1	1:04.070	+0.955	11:01:43.579
2	1:03.115		11:02:46.694
3	1:03.492	+0.377	11:03:50.186
4	1:03.650	+0.535	11:04:53.836
5	1:03.940	+0.825	11:05:57.776
6	1:03.237	+0.122	11:07:01.013
7	1:03.473	+0.358	11:08:04.486
8	1:03.385	+0.270	11:09:07.871
9	1:04.474	+1.359	11:10:12.345

Runde	Rundenzeit	Diff.	Tageszeit
(24) Miroslaw Kravchenko			
1	1:05.011	+1.482	11:01:45.747
2	1:04.060	+0.531	11:02:49.807
3	1:04.269	+0.740	11:03:54.076
4	1:03.701	+0.172	11:04:57.777
5	1:04.618	+1.089	11:06:02.395
6	1:04.621	+1.092	11:07:07.016
7	1:04.785	+1.256	11:08:11.801
8	1:03.529		11:09:15.330
9	1:04.092	+0.563	11:10:19.422

Runde	Rundenzeit	Diff.	Tageszeit
(66) Luka-Max Pierschke			
1	1:04.227	+0.278	11:01:44.412
2	1:04.272	+0.323	11:02:48.684
3	1:03.949		11:03:52.633
4	1:04.036	+0.087	11:04:56.669
5	1:04.280	+0.331	11:06:00.949
6	1:04.570	+0.621	11:07:05.519
7	1:04.295	+0.346	11:08:09.814
8	1:04.392	+0.443	11:09:14.206
9	1:04.062	+0.113	11:10:18.268

Runde	Rundenzeit	Diff.	Tageszeit
(6) Marek Schaller			
1	1:04.927	+0.689	11:04:02.338
2	1:04.238		11:05:06.576
3	1:04.323	+0.085	11:06:10.899
4	1:04.378	+0.140	11:07:15.277
5	1:04.601	+0.363	11:08:19.878
6	1:04.463	+0.225	11:09:24.341
7	1:04.549	+0.311	11:10:28.890

Runde	Rundenzeit	Diff.	Tageszeit
(20) Niklas Koch			
1	1:05.334	+1.032	11:02:12.782
2	1:05.035	+0.733	11:03:17.817
3	1:04.967	+0.665	11:04:22.784
4	1:04.811	+0.509	11:05:27.595
5	1:04.538	+0.236	11:06:32.133
6	1:05.248	+0.946	11:07:37.381
7	1:04.302		11:08:41.683
8	1:04.824	+0.522	11:09:46.507
9	1:04.403	+0.101	11:10:50.910

Runde	Rundenzeit	Diff.	Tageszeit
(9) Louis Klinkhammer			
1	1:05.804	+1.029	11:01:48.964
2	1:06.026	+1.251	11:02:54.990
3	1:05.374	+0.599	11:04:00.364
4	1:05.159	+0.384	11:05:05.523
5	1:05.678	+0.903	11:06:11.201
6	1:04.775		11:07:15.976
7	1:05.151	+0.376	11:08:21.127
8	1:05.355	+0.580	11:09:26.482
9	1:05.193	+0.418	11:10:31.675

Runde	Rundenzeit	Diff.	Tageszeit
(15) Pascal Włodarczyk			

Runde	Rundenzeit	Diff.	Tageszeit
1	1:05.663	+0.697	11:01:46.699
2	1:05.233	+0.267	11:02:51.932
3	1:06.255	+1.289	11:03:58.187
4	1:05.201	+0.235	11:05:03.388
5	1:04.966		11:06:08.354
6	1:05.113	+0.147	11:07:13.467
7	1:05.392	+0.426	11:08:18.859
8	1:05.212	+0.246	11:09:24.071
9	1:05.919	+0.953	11:10:29.990

Runde	Rundenzeit	Diff.	Tageszeit
(28) Tom Kölsch			
1	1:06.477	+1.332	11:02:05.238
2	1:06.133	+0.988	11:03:11.371
3	1:08.212	+3.067	11:04:19.583
4	1:05.997	+0.852	11:05:25.580
5	1:11.352	+6.207	11:06:36.932
6	1:05.145		11:07:42.077
7	1:09.170	+4.025	11:08:51.247
8	1:07.286	+2.141	11:09:58.533
9	1:05.183	+0.038	11:11:03.716

Runde	Rundenzeit	Diff.	Tageszeit
(8) Mika Rausch			
1	1:05.932	+0.622	11:01:49.166
2	1:06.532	+1.222	11:02:55.698
3	1:05.310		11:04:01.008
4	1:06.106	+0.796	11:05:07.114
5	1:05.803	+0.493	11:06:12.917
6	1:06.156	+0.846	11:07:19.073
7	1:05.578	+0.268	11:08:24.651
8	1:05.804	+0.494	11:09:30.455
9	1:05.726	+0.416	11:10:36.181

Runde	Rundenzeit	Diff.	Tageszeit
(29) Jens Schmitt			
1	1:06.745	+1.365	11:01:50.482
2	1:05.885	+0.505	11:02:56.367
3	1:05.775	+0.395	11:04:02.142
4	1:05.847	+0.467	11:05:07.989
5	1:06.129	+0.749	11:06:14.118
6	1:06.206	+0.826	11:07:20.324
7	1:05.380		11:08:25.704
8	1:06.171	+0.791	11:09:31.875
9	1:06.349	+0.969	11:10:38.224

Runde	Rundenzeit	Diff.	Tageszeit
(7) Marcel Schminke			
1	1:11.398	+5.734	11:02:24.784
2	1:07.112	+1.448	11:03:31.896
3	1:08.364	+2.700	11:04:40.260
4	1:06.245	+0.581	11:05:46.505
5	1:06.074	+0.410	11:06:52.579
6	1:06.200	+0.536	11:07:58.779
7	1:06.211	+0.547	11:09:04.990
8	1:05.664		11:10:10.654

Runde	Rundenzeit	Diff.	Tageszeit
(10) Nick Rommershausen			
1	1:11.723	+5.957	11:02:00.527
2	1:07.795	+2.029	11:03:08.322
3	1:06.569	+0.803	11:04:14.891
4	1:07.451	+1.685	11:05:22.342
5	1:05.766		11:06:28.108
6	1:06.952	+1.186	11:07:35.060
7	1:06.379	+0.613	11:08:41.439
8	1:18.279	+12.513	11:09:59.718
9	1:06.964	+1.198	11:11:06.682

Runde	Rundenzeit	Diff.	Tageszeit
(36) Isabell Brosselt			
1	1:14.093	+8.114	11:02:24.583

Runde	Rundenzeit	Diff.	Tageszeit
2	1:07.004	+1.025	11:03:31.587
3	1:06.553	+0.574	11:04:38.140
4	1:06.991	+1.012	11:05:45.131
5	1:06.072	+0.093	11:06:51.203
6	1:06.065	+0.086	11:07:57.268
7	1:06.240	+0.261	11:09:03.508
8	1:05.979		11:10:09.487

Runde	Rundenzeit	Diff.	Tageszeit
(4) Devin Kimm			
1	1:06.910	+0.848	11:02:03.969
2	1:06.931	+0.869	11:03:10.900
3	1:07.268	+1.206	11:04:18.168
4	1:07.239	+1.177	11:05:25.407
5	1:06.632	+0.570	11:06:32.039
6	1:07.784	+1.722	11:07:39.823
7	1:07.267	+1.205	11:08:47.090
8	1:06.062		11:09:53.152
9	1:06.465	+0.403	11:10:59.617

Runde	Rundenzeit	Diff.	Tageszeit
(22) Louis Thorsten Kulke			
1	1:07.690	+1.591	11:01:53.070
2	1:07.067	+0.968	11:03:00.137
3	1:06.335	+0.236	11:04:06.472
4	1:10.856	+4.757	11:05:17.328
5	1:06.233	+0.134	11:06:23.561
6	1:06.750	+0.651	11:07:30.311
7	1:06.272	+0.173	11:08:36.583
8	1:06.320	+0.221	11:09:42.903
9	1:06.099		11:10:49.002

Runde	Rundenzeit	Diff.	Tageszeit
(11) Kevin Schmidt			
1	1:08.260	+1.529	11:01:53.964
2	1:07.192	+0.461	11:03:01.156
3	1:07.175	+0.444	11:04:08.331
4	1:11.679	+4.948	11:05:20.010
5	1:06.731		11:06:26.741
6	1:07.413	+0.682	11:07:34.154
7	1:18.899	+12.168	11:08:53.053
8	1:07.344	+0.613	11:10:00.397
9	1:13.975	+7.244	11:11:14.372

Runde	Rundenzeit	Diff.	Tageszeit
(2) Michel Boensmann			
1	1:09.413	+2.381	11:01:56.720
2	1:08.752	+1.720	11:03:05.472
3	1:08.529	+1.497	11:04:14.001
4	1:09.057	+2.025	11:05:23.058
5	1:08.190	+1.158	11:06:31.248
6	1:08.115	+1.083	11:07:39.363
7	1:08.366	+1.334	11:08:47.729
8	1:07.549	+0.517	11:09:55.278
9	1:07.032		11:11:02.310

Runde	Rundenzeit	Diff.	Tageszeit
(14) Moritz Wiskirchen			
1	1:39.105	+29.396	11:02:24.188
2	1:16.653	+6.944	11:03:40.841
3	1:11.012	+1.303	11:04:51.853
4	1:10.939	+1.230	11:06:02.792
5	1:10.048	+0.339	11:07:12.840
6	1:15.960	+6.251	11:08:28.800
7	1:17.815	+8.106	11:09:46.615
8	1:09.709		11:10:56.324

WAKC Wittgenborn

X30 Junioren

Vogelsbergring 1,038 Km

1.Lauf

12.06.2016 13:40


Rennen (22 Runden)

14
18
11
16
4
14
10
12
29
10
28
8
9
6
6
4
24
2

2
17
22
15
36
13
7
11
8
9
15
7
20
5
66
3
31


9
8
7
6
5
4
3
2
1

POLE POSITION 1



Reg-Nr.: CKA05/16

Orbits

Zeitnahme Monika Riehmers: 

Rennleiter Dominik Rösch:

Schiedsrichter Andreas Henke:

Gedruckt: 12.06.2016 11:12:14 Aushang: h



WAKC Wittgenborn
X30 Junioren
Vogelsbergring 1,038 Km
1.Lauf
12.06.2016 13:40
Rennen (16 Runden) gestartet um 13:49:21

Pos.	Nr.	Ga	Name	Nat-Wohnort	Fabrikat	Bewerber/Sponsor	Rnd.	Gesamtzeit	Diff.	Beste Zeit	In Rd.	Pkt.
1	6		Marek Schaller	GER-Erndebrück	Tony / IAME	RMW Motorsport / AMC Wittgenstein B	16	17:01.534		1:02.992	14	20
2	66		Luka-Max Pierschke	GER-Zwingenberg	Kosmic/IAME	Team Zinner/ADAC Team Nordbaden	16	17:05.610	4.076	1:03.484	10	18
3	20		Niklas Koch	GER-Riedstadt	Gillard / IAME X	Starkenburger AMC Darmstadt e.V. / AI	16	17:07.083	5.549	1:03.461	4	16
4	31		Felix Arndt	GER-Wickede	CRG / IAME X30	MSC Blau Gelb Essen / Kartsport Lehne	16	17:12.028	10.494	1:03.320	6	15
5	9		Louis Klinkhammer	GER-Krombach	Interpid / IAME	MSC Mühlheim e.V. / ADAC Hessen-Thü	16	17:20.855	19.321	1:04.068	12	14
6	15		Pascal Wlodarczyk	GER-Bad Lauterberg	Tony / IAME X3C	Fuldaer AC / Alljo-Hima-Kart-Team	16	17:29.757	28.223	1:05.082	11	13
7	29		Jens Schmitt	GER-Bad Münstereifel	CRG / IAME X30	CRG Holland / MSC Adenau	16	17:30.433	28.899	1:04.132	13	12
8	28		Tom Kölsch	GER-Wilnsdorf	Tony / IAME X3C	AMC Burbach / RMW Motorsport	16	17:33.491	31.957	1:04.946	15	11
9	22		Louis Thorsten Kulke	GER-Bielefeld	Gillard / IAME	MSC Langenfeld	16	17:35.085	33.551	1:04.718	16	10
10	7		Marcel Schminke	GER-Bad Wildungen	Tony / IAME	MSC Wolfhagen / ADAC Hessen-Thüring	16	17:36.512	34.978	1:04.876	7	9
11	4		Devin Kimm	GER-Wolfhagen	Tony / IAME X3C	MSC Wolfhagen / Kimm Gebäudeservic	16	17:39.105	37.571	1:04.941	14	8
12	36		Isabell Brosselt	GER-Vaals	Tony/IAME	RMW Motorsport	16	17:47.098	45.564	1:04.738	13	7
13	11		Kevin Schmidt	GER-Schmallenberg	CRG / IAME X30	MSC Schmallenberg	16	17:54.093	52.559	1:06.296	5	6
14	8		Mika Rausch	GER-Ahlen	DR / IAME X30	RRT / Rausch-Racing-Team	16	17:56.632	55.098	1:05.832	10	5
15	2		Michel Boensmann	GER-Wuppertal	Gillard / IAME X	M.S.R. Team	16	18:01.373	59.839	1:05.979	15	4
16	10		Nick Rommershausen	GER-Montabaur	CRG / IAME X30	AMC Arzbach	16	18:06.691	1:05.157	1:06.436	2	3
17	14		Moritz Wiskirchen	GER-Euskirchen	Tony / IAME X3C	RMW Motorsport	15	17:47.987	1 Runde	1:07.073	13	2
Nicht Klassifiziert (75% = 12 Rnd.)												
DNS	24		Miroslaw Kravchenko	GER-Krefeld	Mach 1 / IAME	DS Kartsport / ADAC Nordrhein e.V.				DNS	0	0

Bemerkungen

Ergebnis vorbehaltlich technischer Nachuntersuchung
 Gestartet: 17 Gewertet: 17 nicht Gewertet: 0
 Start-Nr.: 31 + 10 sek. Zeitstrafe (Korridor)

Vorsprung	Ø km/h	Beste Rundenzeit	km/h	Beste Runde von
4.076	58,528	1:02.992	59,322	6 - Marek Schaller

Reg-Nr.: CKA05/16
Orbits

Zeitnahme Monika Riehmers:

Rennleiter Dominik Rösch:

Schiedsrichter Andreas Henke:

Gedruckt: 12.06.2016 14:08:27 Aushang: h

WAKC Wittgenborn

X30 Junioren

Vogelsbergring 1,038 Km

1. Lauf

12.06.2016 13:40

Rennen (16 Runden) gestartet um 13:49:21

Runde	Rundenzeit	Diff.	Tageszeit
(6) Marek Schaller			
1	1:04.998	+2.006	13:50:26.469
2	1:04.251	+1.259	13:51:30.720
3	1:03.664	+0.672	13:52:34.384
4	1:03.351	+0.359	13:53:37.735
5	1:04.114	+1.122	13:54:41.849
6	1:04.058	+1.066	13:55:45.907
7	1:03.759	+0.767	13:56:49.666
8	1:04.555	+1.563	13:57:54.221
9	1:05.411	+2.419	13:58:59.632
10	1:03.349	+0.357	14:00:02.981
11	1:03.370	+0.378	14:01:06.351
12	1:03.419	+0.427	14:02:09.770
13	1:03.141	+0.149	14:03:12.911
14	1:02.992		14:04:15.903
15	1:03.886	+0.894	14:05:19.789
16	1:03.133	+0.141	14:06:22.922

Runde	Rundenzeit	Diff.	Tageszeit
(66) Luka-Max Pierschke			
1	1:04.379	+0.895	13:50:25.877
2	1:03.848	+0.364	13:51:29.725
3	1:03.936	+0.452	13:52:33.661
4	1:03.718	+0.234	13:53:37.379
5	1:04.362	+0.878	13:54:41.741
6	1:03.543	+0.059	13:55:45.284
7	1:04.470	+0.986	13:56:49.754
8	1:04.388	+0.904	13:57:54.142
9	1:04.666	+1.182	13:58:58.808
10	1:03.484		14:00:02.292
11	1:03.880	+0.396	14:01:06.172
12	1:05.387	+1.903	14:02:11.559
13	1:03.727	+0.243	14:03:15.286
14	1:03.753	+0.269	14:04:19.039
15	1:03.597	+0.113	14:05:22.636
16	1:04.362	+0.878	14:06:26.998

Runde	Rundenzeit	Diff.	Tageszeit
(20) Niklas Koch			
1	1:06.142	+2.681	13:50:27.796
2	1:04.358	+0.897	13:51:32.154
3	1:04.224	+0.763	13:52:36.378
4	1:03.461		13:53:39.839
5	1:04.151	+0.690	13:54:43.990
6	1:04.115	+0.654	13:55:48.105
7	1:04.234	+0.773	13:56:52.339
8	1:04.292	+0.831	13:57:56.631
9	1:03.801	+0.340	13:59:00.432
10	1:03.902	+0.441	14:00:04.334
11	1:03.745	+0.284	14:01:08.079
12	1:03.904	+0.443	14:02:11.983
13	1:04.736	+1.275	14:03:16.719
14	1:03.850	+0.389	14:04:20.569
15	1:03.971	+0.510	14:05:24.540
16	1:03.931	+0.470	14:06:28.471

Runde	Rundenzeit	Diff.	Tageszeit
(31) Felix Arndt			
1	1:04.121	+0.801	13:50:25.509
2	1:03.829	+0.509	13:51:29.338
3	1:03.860	+0.540	13:52:33.198
4	1:03.738	+0.418	13:53:36.936
5	1:04.583	+1.263	13:54:41.519
6	1:03.320		13:55:44.839
7	1:03.568	+0.248	13:56:48.407
8	1:03.623	+0.303	13:57:52.030
9	1:03.906	+0.586	13:58:55.936
10	1:04.029	+0.709	13:59:59.965

Runde	Rundenzeit	Diff.	Tageszeit
11	1:03.503	+0.183	14:01:03.468
12	1:04.326	+1.006	14:02:07.794
13	1:03.427	+0.107	14:03:11.221
14	1:04.111	+0.791	14:04:15.332
15	1:04.259	+0.939	14:05:19.591
16	1:03.825	+0.505	14:06:23.416

Runde	Rundenzeit	Diff.	Tageszeit
(9) Louis Klinkhammer			
1	1:06.535	+2.467	13:50:28.208
2	1:05.478	+1.410	13:51:33.686
3	1:05.213	+1.145	13:52:38.899
4	1:05.859	+1.791	13:53:44.758
5	1:05.885	+1.817	13:54:50.643
6	1:05.286	+1.218	13:55:55.929
7	1:04.773	+0.705	13:57:00.702
8	1:04.839	+0.771	13:58:05.541
9	1:04.379	+0.311	13:59:09.920
10	1:04.352	+0.284	14:00:14.272
11	1:04.318	+0.250	14:01:18.590
12	1:04.068		14:02:22.658
13	1:04.649	+0.581	14:03:27.307
14	1:04.706	+0.638	14:04:32.013
15	1:05.611	+1.543	14:05:37.624
16	1:04.619	+0.551	14:06:42.243

Runde	Rundenzeit	Diff.	Tageszeit
(15) Pascal Wlodarczyk			
1	1:05.938	+0.856	13:50:27.710
2	1:05.528	+0.446	13:51:33.238
3	1:05.538	+0.456	13:52:38.776
4	1:05.918	+0.836	13:53:44.694
5	1:05.718	+0.636	13:54:50.412
6	1:05.403	+0.321	13:55:55.815
7	1:05.338	+0.256	13:57:01.153
8	1:05.137	+0.055	13:58:06.290
9	1:05.288	+0.206	13:59:11.578
10	1:05.901	+0.819	14:00:17.479
11	1:05.082		14:01:22.561
12	1:05.591	+0.509	14:02:28.152
13	1:05.730	+0.648	14:03:33.882
14	1:05.630	+0.548	14:04:39.512
15	1:06.011	+0.929	14:05:45.523
16	1:05.622	+0.540	14:06:51.145

Runde	Rundenzeit	Diff.	Tageszeit
(29) Jens Schmitt			
1	1:08.641	+4.509	13:50:30.848
2	1:06.682	+2.550	13:51:37.530
3	1:06.986	+2.854	13:52:44.516
4	1:06.428	+2.296	13:53:50.944
5	1:05.255	+1.123	13:54:56.199
6	1:05.462	+1.330	13:56:01.661
7	1:05.623	+1.491	13:57:07.284
8	1:04.711	+0.579	13:58:11.995
9	1:05.554	+1.422	13:59:17.549
10	1:05.237	+1.105	14:00:22.786
11	1:05.544	+1.412	14:01:28.330
12	1:04.393	+0.261	14:02:32.723
13	1:04.132		14:03:36.855
14	1:04.986	+0.854	14:04:41.841
15	1:05.148	+1.016	14:05:46.989
16	1:04.832	+0.700	14:06:51.821

Runde	Rundenzeit	Diff.	Tageszeit
(28) Tom Kölsch			
1	1:07.796	+2.850	13:50:29.761
2	1:05.951	+1.005	13:51:35.712
3	1:06.129	+1.183	13:52:41.841
4	1:05.704	+0.758	13:53:47.545

Runde	Rundenzeit	Diff.	Tageszeit
5	1:05.678	+0.732	13:54:53.223
6	1:05.954	+1.008	13:55:59.177
7	1:06.120	+1.174	13:57:05.297
8	1:05.615	+0.669	13:58:10.912
9	1:05.335	+0.389	13:59:16.247
10	1:06.139	+1.193	14:00:22.386
11	1:06.852	+1.906	14:01:29.238
12	1:05.125	+0.179	14:02:34.363
13	1:04.972	+0.026	14:03:39.335
14	1:05.462	+0.516	14:04:44.797
15	1:04.946		14:05:49.743
16	1:05.136	+0.190	14:06:54.879

Runde	Rundenzeit	Diff.	Tageszeit
(22) Louis Thorsten Kulke			
1	1:09.236	+4.518	13:50:32.220
2	1:06.680	+1.962	13:51:38.900
3	1:06.013	+1.295	13:52:44.913
4	1:06.398	+1.680	13:53:51.311
5	1:06.119	+1.401	13:54:57.430
6	1:05.709	+0.991	13:56:03.139
7	1:05.534	+0.816	13:57:08.673
8	1:05.297	+0.579	13:58:13.970
9	1:05.233	+0.515	13:59:19.203
10	1:05.516	+0.798	14:00:24.719
11	1:05.753	+1.035	14:01:30.472
12	1:05.414	+0.696	14:02:35.886
13	1:05.717	+0.999	14:03:41.603
14	1:04.893	+0.175	14:04:46.496
15	1:05.259	+0.541	14:05:51.755
16	1:04.718		14:06:56.473

Runde	Rundenzeit	Diff.	Tageszeit
(7) Marcel Schminke			
1	1:09.081	+4.205	13:50:31.630
2	1:06.320	+1.444	13:51:37.950
3	1:06.257	+1.381	13:52:44.207
4	1:05.915	+1.039	13:53:50.122
5	1:05.706	+0.830	13:54:55.828
6	1:05.650	+0.774	13:56:01.478
7	1:04.876		13:57:06.354
8	1:05.055	+0.179	13:58:11.409
9	1:05.230	+0.354	13:59:16.639
10	1:05.298	+0.422	14:00:21.937
11	1:09.975	+5.099	14:01:31.912
12	1:05.214	+0.338	14:02:37.126
13	1:05.372	+0.496	14:03:42.498
14	1:05.139	+0.263	14:04:47.637
15	1:04.981	+0.105	14:05:52.618
16	1:05.282	+0.406	14:06:57.900

Runde	Rundenzeit	Diff.	Tageszeit
(4) Devin Kimm			
1	1:10.053	+5.112	13:50:33.020
2	1:06.382	+1.441	13:51:39.402
3	1:06.665	+1.724	13:52:46.067
4	1:05.914	+0.973	13:53:51.981
5	1:05.876	+0.935	13:54:57.857
6	1:05.721	+0.780	13:56:03.578
7	1:05.632	+0.691	13:57:09.210
8	1:07.696	+2.755	13:58:16.906
9	1:06.161	+1.220	13:59:23.067
10	1:05.459	+0.518	14:00:28.526
11	1:05.601	+0.660	14:01:34.127
12	1:05.039	+0.098	14:02:39.166
13	1:05.278	+0.337	14:03:44.444
14	1:04.941		14:04:49.385
15	1:05.323	+0.382	14:05:54.708
16	1:05.785	+0.844	14:07:00.493



WAKC Wittgenborn

X30 Junioren

Vogelsbergring 1,038 Km

1.Lauf

12.06.2016 13:40

Rennen (16 Runden) gestartet um 13:49:21

Runde	Rundenzeit	Diff.	Tageszeit
(36) Isabell Brosselt			
1	1:14.373	+9.635	13:50:37.208
2	1:07.536	+2.798	13:51:44.744
3	1:07.014	+2.276	13:52:51.758
4	1:06.650	+1.912	13:53:58.408
5	1:06.604	+1.866	13:55:05.012
6	1:07.184	+2.446	13:56:12.196
7	1:06.319	+1.581	13:57:18.515
8	1:05.209	+0.471	13:58:23.724
9	1:05.459	+0.721	13:59:29.183
10	1:05.595	+0.857	14:00:34.778
11	1:06.518	+1.780	14:01:41.296
12	1:05.343	+0.605	14:02:46.639
13	1:04.738		14:03:51.377
14	1:05.781	+1.043	14:04:57.158
15	1:05.486	+0.748	14:06:02.644
16	1:05.842	+1.104	14:07:08.486

Runde	Rundenzeit	Diff.	Tageszeit
(11) Kevin Schmidt			
1	1:10.362	+4.066	13:50:33.510
2	1:06.724	+0.428	13:51:40.234
3	1:06.561	+0.265	13:52:46.795
4	1:06.661	+0.365	13:53:53.456
5	1:06.296		13:54:59.752
6	1:06.694	+0.398	13:56:06.446
7	1:06.756	+0.460	13:57:13.202
8	1:06.842	+0.546	13:58:20.044
9	1:07.424	+1.128	13:59:27.468
10	1:06.613	+0.317	14:00:34.081
11	1:07.906	+1.610	14:01:41.987
12	1:06.446	+0.150	14:02:48.433
13	1:07.057	+0.761	14:03:55.490
14	1:06.429	+0.133	14:05:01.919
15	1:07.117	+0.821	14:06:09.036
16	1:06.445	+0.149	14:07:15.481

Runde	Rundenzeit	Diff.	Tageszeit
(8) Mika Rausch			
1	1:09.018	+3.186	13:50:30.970
2	1:06.415	+0.583	13:51:37.385
3	1:06.186	+0.354	13:52:43.571
4	1:05.843	+0.011	13:53:49.414
5	1:06.105	+0.273	13:54:55.519
6	1:21.201	+15.369	13:56:16.720
7	1:05.987	+0.155	13:57:22.707
8	1:06.037	+0.205	13:58:28.744
9	1:05.846	+0.014	13:59:34.590
10	1:05.832		14:00:40.422
11	1:06.196	+0.364	14:01:46.618
12	1:06.191	+0.359	14:02:52.809
13	1:06.464	+0.632	14:03:59.273
14	1:06.213	+0.381	14:05:05.486
15	1:06.532	+0.700	14:06:12.018
16	1:06.002	+0.170	14:07:18.020

Runde	Rundenzeit	Diff.	Tageszeit
(2) Michel Boensmann			
1	1:11.024	+5.045	13:50:34.293
2	1:07.558	+1.579	13:51:41.851
3	1:07.362	+1.383	13:52:49.213
4	1:06.543	+0.564	13:53:55.756
5	1:10.475	+4.496	13:55:06.231
6	1:10.400	+4.421	13:56:16.631
7	1:07.355	+1.376	13:57:23.986
8	1:06.888	+0.909	13:58:30.874
9	1:06.677	+0.698	13:59:37.551
10	1:06.412	+0.433	14:00:43.963

Runde	Rundenzeit	Diff.	Tageszeit
11	1:07.221	+1.242	14:01:51.184
12	1:06.689	+0.710	14:02:57.873
13	1:06.349	+0.370	14:04:04.222
14	1:06.171	+0.192	14:05:10.393
15	1:05.979		14:06:16.372
16	1:06.389	+0.410	14:07:22.761

Runde	Rundenzeit	Diff.	Tageszeit
(10) Nick Rommershausen			
1	1:15.298	+8.862	13:50:37.605
2	1:06.436		13:51:44.041
3	1:07.290	+0.854	13:52:51.331
4	1:06.703	+0.267	13:53:58.034
5	1:06.470	+0.034	13:55:04.504
6	1:07.288	+0.852	13:56:11.792
7	1:07.102	+0.666	13:57:18.894
8	1:06.441	+0.005	13:58:25.335
9	1:06.685	+0.249	13:59:32.020
10	1:06.530	+0.094	14:00:38.550
11	1:13.225	+6.789	14:01:51.775
12	1:06.772	+0.336	14:02:58.547
13	1:08.019	+1.583	14:04:06.566
14	1:07.476	+1.040	14:05:14.042
15	1:07.121	+0.685	14:06:21.163
16	1:06.916	+0.480	14:07:28.079

Runde	Rundenzeit	Diff.	Tageszeit
(14) Moritz Wiskirchen			
1	1:12.103	+5.030	13:50:35.569
2	1:08.310	+1.237	13:51:43.879
3	1:08.754	+1.681	13:52:52.633
4	1:08.389	+1.316	13:54:01.022
5	1:08.352	+1.279	13:55:09.374
6	1:08.633	+1.560	13:56:18.007
7	1:08.000	+0.927	13:57:26.007
8	1:07.781	+0.708	13:58:33.788
9	1:08.011	+0.938	13:59:41.799
10	1:07.412	+0.339	14:00:49.211
11	1:08.300	+1.227	14:01:57.511
12	1:07.883	+0.810	14:03:05.394
13	1:07.073		14:04:12.467
14	1:48.660	+41.587	14:06:01.127
15	1:08.248	+1.175	14:07:09.375

Reg-Nr.: CKA05/16

Orbits

Zeitraum Monika Riehmers:

Rennleiter Dominik Rösch:

Schiedsrichter Andreas Henke:

Gedruckt: 12.06.2016 14:08:48 Aushang: h

WAKC Wittgenborn

X30 Junioren

Vogelsbergring 1,038 Km

2.Lauf

12.06.2016 15:40

Rennen (14 Runden)


24
18
10
16
8
14
36
12
7
10
28
8
15
6
31
4
66
2

14
17
2
15
11
13
4
11
22
9
29
7
9
5
20
3
6

9
8
7
6
5
4
3
2
1


POLE POSITION

1



Reg-Nr.: CKA05/16

Orbits

Zeitnahme Monika Riehmers: 

Rennleiter Dominik Rösch:

Schiedsrichter Andreas Henke:

Gedruckt: 12.06.2016 14:09:15 Aushang: h



WAKC Wittgenborn
X30 Junioren
Vogelsbergring 1,038 Km
2.Lauf
12.06.2016 15:40
Rennen (14 Runden) gestartet um 16:04:25

Pos.	Nr.	Ga	Name	Nat-Wohnort	Fabrikat	Bewerber/Sponsor	Rnd.	Gesamtzeit	Diff.	Beste Zeit	In Rd.	Pkt.
1	31		Felix Arndt	GER-Wickede	CRG / IAME X30	MSC Blau Gelb Essen / Kartsport Lehne	14	11:34.998		48.095	13	20
2	6		Marek Schaller	GER-Erdtebrück	Tony / IAME	RMW Motorsport / AMC Wittgenstein B:	14	11:35.771	0.773	47.826	14	18
3	29		Jens Schmitt	GER-Bad Münstereifel	CRG / IAME X30	CRG Holland / MSC Adenau	14	11:40.373	5.375	48.417	13	16
4	66		Luka-Max Pierschke	GER-Zwingenberg	Kosmic/IAME	Team Zinner/ADAC Team Nordbaden	14	11:42.200	7.202	48.186	14	15
5	15		Pascal Wlodarczyk	GER-Bad Lauterberg	Tony / IAME X3C	Fuldaer AC / Alljo-Hima-Kart-Team	14	11:45.436	10.438	48.368	14	14
6	28		Tom Kölsch	GER-Wilnsdorf	Tony / IAME X3C	AMC Burbach / RMW Motorsport	14	11:46.445	11.447	48.541	14	13
7	22		Louis Thorsten Kulke	GER-Bielefeld	Gillard / IAME	MSC Langenfeld	14	11:47.748	12.750	48.522	13	12
8	8		Mika Rausch	GER-Ahlen	DR / IAME X30 J	RRT / Rausch-Racing-Team	14	11:49.860	14.862	48.830	11	11
9	9		Louis Klinkhammer	GER-Krombach	Interprid / IAME	MSC Mühlheim e.V. / ADAC Hessen-Thü	14	11:51.955	16.957	48.764	11	10
10	7		Marcel Schminke	GER-Bad Wildungen	Tony / IAME	MSC Wolfhagen / ADAC Hessen-Thürinç	14	11:53.666	18.668	48.550	13	9
11	4		Devin Kimm	GER-Wolfhagen	Tony / IAME X3C	MSC Wolfhagen / Kimm Gebäudeservic	14	11:54.087	19.089	48.161	13	8
12	20		Niklas Koch	GER-Riedstadt	Gillard / IAME X:	Starkenburger AMC Darmstadt e.V. / AI	14	12:05.825	30.827	48.709	12	7
13	36		Isabell Brosselt	GER-Vaals	Tony/IAME	RMW Motorsport	13	11:37.213	1 Runde	50.796	12	6
14	14		Moritz Wiskirchen	GER-Euskirchen	Tony / IAME X3C	RMW Motorsport	13	11:53.379	1 Runde	52.020	10	5

Nicht Klassifiziert (75% = 10 Rnd.)												
	24		Miroslaw Kravchenko	GER-Krefeld	Mach 1 / IAME >	DS Kartsport / ADAC Nordrhein e.V.	7	6:31.755	7 Runden	50.117	7	0
	10		Nick Rommershausen	GER-Montabaur	CRG / IAME X30	AMC Arzbach	1	59.434	13 Runden	58.079	1	0
	2		Michel Boensmann	GER-Wuppertal	Gillard / IAME X:	M.S.R. Team		1.226	14 Runden		0	0
DNS	11		Kevin Schmidt	GER-Schmallenberg	CRG / IAME X30	MSC Schmallenberg			DNS		0	0

Bemerkungen

Ergebnis vorbehaltlich technischer Nachuntersuchung
 Gestartet: 17 Gewertet: 14 nicht Gewertet: 3

Vorsprung	Ø km/h	Beste Rundenzeit	km/h	Beste Runde von
0.773	75,274	47.826	78,133	6 - Marek Schaller

Reg-Nr.: CKA05/16
Orbits

Zeitnahme Monika Riehmers:

Rennleiter Dominik Rösch:

Schiedsrichter Andreas Henke:

Gedruckt: 12.06.2016 16:18:31 Aushang: h

WAKC Wittgenborn

X30 Junioren

Vogelsbergring 1,038 Km

2.Lauf

12.06.2016 15:40

Rennen (14 Runden) gestartet um 16:04:25

Runde	Rundenzeit	Diff.	Tageszeit
(31) Felix Arndt			
1	52.443	+4.348	16:05:18.096
2	51.289	+3.194	16:06:09.385
3	52.191	+4.096	16:07:01.576
4	50.212	+2.117	16:07:51.788
5	49.573	+1.478	16:08:41.361
6	49.484	+1.389	16:09:30.845
7	48.753	+0.658	16:10:19.598
8	48.680	+0.585	16:11:08.278
9	50.089	+1.994	16:11:58.367
10	48.489	+0.394	16:12:46.856
11	48.403	+0.308	16:13:35.259
12	48.772	+0.677	16:14:24.031
13	48.095		16:15:12.126
14	48.398	+0.303	16:16:00.524

Runde	Rundenzeit	Diff.	Tageszeit
(6) Marek Schaller			
1	55.470	+7.644	16:05:21.003
2	52.388	+4.562	16:06:13.391
3	50.930	+3.104	16:07:04.321
4	50.360	+2.534	16:07:54.681
5	49.545	+1.719	16:08:44.226
6	49.638	+1.812	16:09:33.864
7	48.641	+0.815	16:10:22.505
8	48.840	+1.014	16:11:11.345
9	48.630	+0.804	16:11:59.975
10	48.152	+0.326	16:12:48.127
11	48.183	+0.357	16:13:36.310
12	49.220	+1.394	16:14:25.530
13	47.941	+0.115	16:15:13.471
14	47.826		16:16:01.297

Runde	Rundenzeit	Diff.	Tageszeit
(29) Jens Schmitt			
1	55.854	+7.437	16:05:21.925
2	52.285	+3.868	16:06:14.210
3	50.978	+2.561	16:07:05.188
4	50.520	+2.103	16:07:55.708
5	49.729	+1.312	16:08:45.437
6	49.508	+1.091	16:09:34.945
7	49.697	+1.280	16:10:24.642
8	48.974	+0.557	16:11:13.616
9	49.097	+0.680	16:12:02.713
10	48.904	+0.487	16:12:51.617
11	48.551	+0.134	16:13:40.168
12	48.735	+0.318	16:14:28.903
13	48.417		16:15:17.320
14	48.579	+0.162	16:16:05.899

Runde	Rundenzeit	Diff.	Tageszeit
(66) Luka-Max Pierschke			
1	53.482	+5.296	16:05:19.008
2	51.488	+3.302	16:06:10.496
3	53.041	+4.855	16:07:03.537
4	51.075	+2.889	16:07:54.612
5	50.476	+2.290	16:08:45.088
6	49.769	+1.583	16:09:34.857
7	50.444	+2.258	16:10:25.301
8	49.217	+1.031	16:11:14.518
9	49.354	+1.168	16:12:03.872
10	48.969	+0.783	16:12:52.841
11	48.851	+0.665	16:13:41.692
12	48.647	+0.461	16:14:30.339
13	49.201	+1.015	16:15:19.540
14	48.186		16:16:07.726

Runde	Rundenzeit	Diff.	Tageszeit
(15) Pascal Włodarczyk			

Runde	Rundenzeit	Diff.	Tageszeit
1	54.790	+6.422	16:05:20.541
2	53.310	+4.942	16:06:13.851
3	51.167	+2.799	16:07:05.018
4	51.333	+2.965	16:07:56.351
5	50.962	+2.594	16:08:47.313
6	50.310	+1.942	16:09:37.623
7	50.991	+2.623	16:10:28.614
8	49.454	+1.086	16:11:18.068
9	49.029	+0.661	16:12:07.097
10	49.051	+0.683	16:12:56.148
11	48.656	+0.288	16:13:44.804
12	49.095	+0.727	16:14:33.899
13	48.695	+0.327	16:15:22.594
14	48.368		16:16:10.962

Runde	Rundenzeit	Diff.	Tageszeit
(28) Tom Kölsch			
1	55.534	+6.993	16:05:21.449
2	53.408	+4.867	16:06:14.857
3	50.865	+2.324	16:07:05.722
4	50.993	+2.452	16:07:56.715
5	51.227	+2.686	16:08:47.942
6	50.737	+2.196	16:09:38.679
7	50.105	+1.564	16:10:28.784
8	49.416	+0.875	16:11:18.200
9	49.169	+0.628	16:12:07.369
10	48.881	+0.340	16:12:56.250
11	49.090	+0.549	16:13:45.340
12	49.309	+0.768	16:14:34.649
13	48.781	+0.240	16:15:23.430
14	48.541		16:16:11.971

Runde	Rundenzeit	Diff.	Tageszeit
(22) Louis Thorsten Kulke			
1	55.932	+7.410	16:05:22.093
2	52.330	+3.808	16:06:14.423
3	51.151	+2.629	16:07:05.574
4	50.867	+2.345	16:07:56.441
5	50.582	+2.060	16:08:47.023
6	51.907	+3.385	16:09:38.930
7	50.743	+2.221	16:10:29.673
8	50.015	+1.493	16:11:19.688
9	49.379	+0.857	16:12:09.067
10	49.140	+0.618	16:12:58.207
11	48.767	+0.245	16:13:46.974
12	49.080	+0.558	16:14:36.054
13	48.522		16:15:24.576
14	48.698	+0.176	16:16:13.274

Runde	Rundenzeit	Diff.	Tageszeit
(8) Mika Rausch			
1	56.594	+7.764	16:05:22.876
2	52.948	+4.118	16:06:15.824
3	51.305	+2.475	16:07:07.129
4	50.425	+1.595	16:07:57.554
5	50.935	+2.105	16:08:48.489
6	50.253	+1.423	16:09:38.742
7	51.697	+2.867	16:10:30.439
8	49.608	+0.778	16:11:20.047
9	49.303	+0.473	16:12:09.350
10	49.418	+0.588	16:12:58.768
11	48.830		16:13:47.598
12	49.479	+0.649	16:14:37.077
13	48.977	+0.147	16:15:26.054
14	49.332	+0.502	16:16:15.386

Runde	Rundenzeit	Diff.	Tageszeit
(9) Louis Klinkhammer			
1	56.772	+8.008	16:05:22.661
2	52.542	+3.778	16:06:15.203

Runde	Rundenzeit	Diff.	Tageszeit
3	51.371	+2.607	16:07:06.574
4	50.486	+1.722	16:07:57.060
5	50.679	+1.915	16:08:47.739
6	50.532	+1.768	16:09:38.271
7	49.588	+0.824	16:10:27.859
8	49.463	+0.699	16:11:17.322
9	49.329	+0.565	16:12:06.651
10	49.136	+0.372	16:12:55.787
11	48.764		16:13:44.551
12	52.333	+3.569	16:14:36.884
13	48.958	+0.194	16:15:25.842
14	51.639	+2.875	16:16:17.481

Runde	Rundenzeit	Diff.	Tageszeit
(7) Marcel Schminke			
1	56.643	+8.093	16:05:22.779
2	52.660	+4.110	16:06:15.439
3	52.180	+3.630	16:07:07.619
4	51.199	+2.649	16:07:58.818
5	53.413	+4.863	16:08:52.231
6	51.223	+2.673	16:09:43.454
7	51.014	+2.464	16:10:34.468
8	50.069	+1.519	16:11:24.537
9	49.790	+1.240	16:12:14.327
10	49.458	+0.908	16:13:03.785
11	49.123	+0.573	16:13:52.908
12	48.725	+0.175	16:14:41.633
13	48.550		16:15:30.183
14	49.009	+0.459	16:16:19.192

Runde	Rundenzeit	Diff.	Tageszeit
(4) Devin Kimm			
1	58.085	+9.924	16:05:24.585
2	57.904	+9.743	16:06:22.489
3	53.109	+4.948	16:07:15.598
4	51.626	+3.465	16:08:07.224
5	50.502	+2.341	16:08:57.726
6	50.669	+2.508	16:09:48.395
7	49.480	+1.319	16:10:37.875
8	49.179	+1.018	16:11:27.054
9	49.668	+1.507	16:12:16.722
10	49.210	+1.049	16:13:05.932
11	48.624	+0.463	16:13:54.556
12	48.321	+0.160	16:14:42.877
13	48.161		16:15:31.038
14	48.575	+0.414	16:16:19.613

Runde	Rundenzeit	Diff.	Tageszeit
(20) Niklas Koch			
1	1:02.604	+13.895	16:05:28.261
2	54.428	+5.719	16:06:22.689
3	51.794	+3.085	16:07:14.483
4	58.402	+9.693	16:08:12.885
5	50.596	+1.887	16:09:03.481
6	50.626	+1.917	16:09:54.107
7	50.430	+1.721	16:10:44.537
8	49.678	+0.969	16:11:34.215
9	49.346	+0.637	16:12:23.561
10	51.320	+2.611	16:13:14.881
11	49.087	+0.378	16:14:03.968
12	48.709		16:14:52.677
13	48.973	+0.264	16:15:41.650
14	49.701	+0.992	16:16:31.351

Runde	Rundenzeit	Diff.	Tageszeit
(36) Isabell Brosselt			
1	1:04.889	+14.093	16:05:31.505
2	54.909	+4.113	16:06:26.414
3	53.727	+2.931	16:07:20.141
4	55.106	+4.310	16:08:15.247

Reg-Nr.: CKA05/16

Orbits

Zeitnahme Monika Riehmers:

Rennleiter Dominik Rösch:

Schiedsrichter Andreas Henke:

Gedruckt: 12.06.2016 16:18:54 Aushang:

h

WAKC Wittgenborn 12.06.16
Strecke: Wittgenborn
Tageswertung Klasse X30 Junior

Pos	Nr.	Vorname	Nachname	Pos Zeittraining	Punkte Rennen 1	Punkte Rennen 2	Punkte Gesamt
1	6	Marek	Schaller	4	20	18	38
2	31	Felix	Arndt	1	15	20	35
3	66	Luka-Max	Pierschke	3	18	15	33
4	29	Jens	Schmitt	10	12	16	28
5	15	Pascal	Wlodarczyk	7	13	14	27
6	9	Louis	Klinkhammer	6	14	10	24
7	28	Tom	Kölsch	8	11	13	24
8	20	Niklas	Koch	5	16	7	23
9	22	Louis Thorsten	Kulke	15	10	12	22
10	7	Marcel	Schminke	11	9	9	18
11	8	Mika	Rausch	9	5	11	16
12	4	Devin	Kimm	14	8	8	16
13	36	Isabell	Brosselt	13	7	6	13
14	14	Moritz	Wiskirchen	18	2	5	7
15	11	Kevin	Schmidt	16	6	0	6
16	2	Michel	Boensmann	17	4	0	4
17	10	Nick	Rommershausen	12	3	0	3
18	24	Miroslaw	Kravchenko	2	0	0	0

Ergebnis vorbehaltlich der technischen und sportlichen Nachuntersuchung!!!

Rennleiter Dominik Rösch

Zeitnahme Monika Riehmers



Schiedsrichter Andreas Henke

Aushangzeit: