

**WAKC-ADAC Kart Cup Rübenaach**
**X30 Junioren**
**Hunsrückring Hahn 1,377 Km**
**Freies Training**
**26.06.2016 09:15**
**Training gestartet um 9:14:46**

Pos.	Nr.	Name	Nat-Wohnort	Fabrikat	Bewerber/Sponsor	Rnd.	Beste Zeit	Diff.	In Rd.	km/h
1	6	Marek Schaller	GER-Erndtebrück	Tony / IAME	RMW Motorsport / AMC Wittgenstein Bad	8	58.599		7	84,595
2	24	Mirosław Kravchenko	GER-Krefeld	Mach 1 / IAME X30	DS Kartsport / ADAC Nordrhein e.V.	9	58.752	0.153	8	84,375
3	3	Philipp Britz	GER-Saarbrücken	Top Kart / IAME X3	PJM Motorsport / Kus e.V.	8	59.296	0.697	7	83,601
4	22	Louis Thorsten Kulke	GER-Bielefeld	Gillard / IAME	MSC Langenfeld	7	59.306	0.707	7	83,587
5	20	Niklas Koch	GER-Riedstadt	Gillard / IAME X30	Starkenburger AMC Darmstadt e.V. / ADA	7	59.381	0.782	5	83,481
6	7	Marcel Schminke	GER-Bad Wildungen	Tony / IAME	MSC Wolfhagen / ADAC Hessen-Thüringer	8	59.417	0.818	8	83,431
7	66	Luka-Max Pierschke	GER-Zwingenberg	Kosmic/IAME	Team Zinner/ADAC Team Nordbaden	8	59.421	0.822	8	83,425
8	319	Andreas Lindner	GER-Deggendorf	MAD Croc/IAME		9	59.502	0.903	8	83,311
9	313	Alexander Tauscher	GER-Mitterfels	FaKart / IAME	Lanardi Racing Team	9	59.513	0.914	9	83,296
10	79	Jonas Wagner	GER-Rochensußra	OTK / X30	Nordhäuser MSC	6	59.537	0.938	5	83,263
11	31	Felix Arndt	GER-Wickede	CRG / IAME X30	MSC Blau Gelb Essen / Kartsport Lehnert	9	59.582	0.983	7	83,200
12	5	Levi O`Dey	GER-Zülpich	Tony / IAME X30 Ju	KSM Racing	7	59.611	1.012	6	83,159
13	333	Jan Knecht	GER-Reilingen	Tony/IAME	FS Racing/Performance Sinsheim	9	59.700	1.101	5	83,035
14	371	Kilian Tabel	GER-Wasserburg	CRG / IAME	CRG TB Racing-Team	8	59.720	1.121	6	83,007
15	332	Gerrit Hartwig	GER-Kusterdingen	Tony / IAME	AC Fulda	9	59.746	1.147	6	82,971
16	307	Marcel Weber	GER-Nürtingen	Kosmic / IAME	Kartclub Kerpen / Team Zinner	8	59.818	1.219	8	82,871
17	2	Michel Boensmann	GER-Wuppertal	Gillard / IAME X30	M.S.R. Team	9	59.826	1.227	8	82,860
18	309	Felix Wischlitzki	GER-Donauwörth	Mad-Croc / IAME	RS-Motorsport	8	1:00.003	1.404	7	82,616
19	8	Mika Rausch	GER-Ahlen	DR / IAME X30 Jun	RRT / Rausch-Racing-Team	9	1:00.049	1.450	9	82,553
20	15	Pascal Wlodarczyk	GER-Bad Lauterberg	Tony / IAME X30 Ju	Fuldaer AC / Alljo-Hima-Kart-Team	7	1:00.182	1.583	6	82,370
21	315	Julian Wannemacher	GER			8	1:00.250	1.651	7	82,277
22	10	Nick Rommershausen	GER-Montabaur	CRG / IAME X30 Ju	AMC Arzbach	9	1:00.356	1.757	8	82,133
23	28	Tom Kölsch	GER-Wilnsdorf	Tony / IAME X30 Ju	AMC Burbach / RMW Motorsport	8	1:00.552	1.953	4	81,867
24	36	Isabell Brosselt	GER-Vaals	Tony/IAME	RMW Motorsport	9	1:00.571	1.972	9	81,841
25	29	Jens Schmitt	GER-Bad Münstereifel	CRG / IAME X30 Ju	CRG Holland / MSC Adenau	7	1:00.618	2.019	6	81,778
26	78	Christian Wilken	GER-Oldenburg	Exprit/Iame	IM-Racing	9	1:00.845	2.246	5	81,473
27	9	Louis Klinkhammer	GER-Krombach	Interpid / IAME X3	MSC Mühlheim e.V. / ADAC Hessen-Thürin	7	1:01.084	2.485	6	81,154
28	14	Moritz Wiskirchen	GER-Euskirchen	Tony / IAME X30	RMW Motorsport	9	1:01.099	2.500	9	81,134
29	11	Kevin Schmidt	GER-Schmallenberg	CRG / IAME X30 Ju	MSC Schmallenberg	5	1:02.507	3.908	2	79,306

**Ergebnisse vorbehaltlich der techn. und sportl. Nachuntersuchung!**
**Orbits**
**Zeitnahme: CAMP-COMPANY, Obmann: Ernst Willems, Trierweiler**
**Rennleiter: Dominik Rösch, Ingelheim**
**Aushang: \_\_\_\_\_ h \_\_\_\_\_ - ADAC Reg. Nr. 706/16**
**Gedruckt: 26.06.2016 09:31:33**

## WAKC-ADAC Kart Cup Rübenach

X30 Junioren

Hunsrückring Hahn 1,377 Km

Freies Training

26.06.2016 09:15

Training gestartet um 9:14:46

Runde Rundenzeit Diff. Tageszeit

(6) Marek Schaller

1	1:00.522	+1.923	9:16:56.860
2	1:00.222	+1.623	9:17:57.082
3	58.878	+0.279	9:18:55.960
4	58.618	+0.019	9:19:54.578
5	59.184	+0.585	9:20:53.762
6	59.041	+0.442	9:21:52.803
7	58.599		9:22:51.402
8	58.781	+0.182	9:23:50.183

(24) Miroslaw Kravchenko

1	1:01.203	+2.451	9:16:53.414
2	1:00.661	+1.909	9:17:54.075
3	1:00.067	+1.315	9:18:54.142
4	59.423	+0.671	9:19:53.565
5	59.562	+0.810	9:20:53.127
6	59.563	+0.811	9:21:52.690
7	59.259	+0.507	9:22:51.949
8	58.752		9:23:50.701
9	58.947	+0.195	9:24:49.648

(3) Philipp Britz

1	1:02.013	+2.717	9:17:20.875
2	1:01.194	+1.898	9:18:22.069
3	1:00.486	+1.190	9:19:22.555
4	1:00.685	+1.389	9:20:23.240
5	1:00.939	+1.643	9:21:24.179
6	59.759	+0.463	9:22:23.938
7	59.296		9:23:23.234
8	59.390	+0.094	9:24:22.624

(22) Louis Thorsten Kulke

1	1:01.442	+2.136	9:17:04.451
2	1:00.098	+0.792	9:18:04.549
3	59.960	+0.654	9:19:04.509
4	59.588	+0.282	9:20:04.097
5	59.792	+0.486	9:21:03.889
6	2:57.024	+1:57.718	9:24:00.913
7	59.306		9:25:00.219

(20) Niklas Koch

1	1:01.579	+2.198	9:16:56.515
2	1:00.960	+1.579	9:17:57.475
3	1:07.603	+8.222	9:19:05.078
4	59.759	+0.378	9:20:04.837
5	59.381		9:21:04.218
6	59.473	+0.092	9:22:03.691
7	2:26.095	+1:26.714	9:24:29.786

(7) Marcel Schminke

1	1:01.948	+2.531	9:17:31.628
2	1:00.608	+1.191	9:18:32.236
3	1:00.103	+0.686	9:19:32.339
4	59.949	+0.532	9:20:32.288
5	59.546	+0.129	9:21:31.834
6	1:00.238	+0.821	9:22:32.072
7	59.423	+0.006	9:23:31.495
8	59.417		9:24:30.912

(66) Luka-Max Pierschke

1	1:04.416	+4.995	9:17:25.126
2	1:03.983	+4.562	9:18:29.109
3	1:01.789	+2.368	9:19:30.898
4	1:03.387	+3.966	9:20:34.285
5	1:00.575	+1.154	9:21:34.860

Runde Rundenzeit Diff. Tageszeit

6	59.684	+0.263	9:22:34.544
7	59.430	+0.009	9:23:33.974
8	59.421		9:24:33.395

(319) Andreas Lindner

1	1:02.961	+3.459	9:17:05.557
2	1:01.606	+2.104	9:18:07.163
3	1:01.220	+1.718	9:19:08.383
4	1:00.764	+1.262	9:20:09.147
5	1:00.880	+1.378	9:21:10.027
6	59.919	+0.417	9:22:09.946
7	59.792	+0.290	9:23:09.738
8	59.502		9:24:09.240
9	1:01.895	+2.393	9:25:11.135

(313) Alexander Tauscher

1	1:02.725	+3.212	9:17:09.619
2	1:01.266	+1.753	9:18:10.885
3	1:01.796	+2.283	9:19:12.681
4	1:00.559	+1.046	9:20:13.240
5	59.973	+0.460	9:21:13.213
6	59.833	+0.320	9:22:13.046
7	59.709	+0.196	9:23:12.755
8	59.577	+0.064	9:24:12.332
9	59.513		9:25:11.845

(79) Jonas Wagner

1	1:03.302	+3.765	9:17:10.437
2	1:03.425	+3.888	9:18:13.862
3	3:31.617	+2:32.080	9:21:45.479
4	59.955	+0.418	9:22:45.434
5	59.537		9:23:44.971
6	59.969	+0.432	9:24:44.940

(31) Felix Arndt

1	1:03.284	+3.702	9:17:07.128
2	1:01.771	+2.189	9:18:08.899
3	1:00.396	+0.814	9:19:09.295
4	1:00.054	+0.472	9:20:09.349
5	1:00.331	+0.749	9:21:09.680
6	59.600	+0.018	9:22:09.280
7	59.582		9:23:08.862
8	59.767	+0.185	9:24:08.629
9	1:04.788	+5.206	9:25:13.417

(5) Levi O'Dey

1	1:00.818	+1.207	9:16:53.797
2	1:00.085	+0.474	9:17:53.882
3	1:00.541	+0.930	9:18:54.423
4	59.625	+0.014	9:19:54.048
5	1:00.131	+0.520	9:20:54.179
6	59.611		9:21:53.790
7	2:46.044	+1:46.433	9:24:39.834

(333) Jan Knecht

1	1:03.280	+3.580	9:17:16.683
2	1:01.131	+1.431	9:18:17.814
3	1:00.442	+0.742	9:19:18.256
4	1:00.598	+0.898	9:20:18.854
5	59.700		9:21:18.554
6	59.848	+0.148	9:22:18.402
7	1:01.585	+1.885	9:23:19.987
8	1:00.931	+1.231	9:24:20.918
9	1:00.930	+1.230	9:25:21.848

(371) Kilian Tabel

Runde Rundenzeit Diff. Tageszeit

1	1:02.377	+2.657	9:17:38.826
2	1:01.029	+1.309	9:18:39.855
3	1:00.468	+0.748	9:19:40.323
4	1:00.139	+0.419	9:20:40.462
5	1:00.093	+0.373	9:21:40.555
6	59.720		9:22:40.275
7	59.774	+0.054	9:23:40.049
8	1:00.225	+0.505	9:24:40.274

(332) Gerrit Hartwig

1	1:03.660	+3.914	9:17:16.313
2	1:01.420	+1.674	9:18:17.733
3	1:01.044	+1.298	9:19:18.777
4	1:00.732	+0.986	9:20:19.509
5	1:00.170	+0.424	9:21:19.679
6	59.746		9:22:19.425
7	1:00.266	+0.520	9:23:19.691
8	1:01.434	+1.688	9:24:21.125
9	1:00.981	+1.235	9:25:22.106

(307) Marcel Weber

1	1:09.419	+9.601	9:17:16.360
2	1:06.814	+6.996	9:18:23.174
3	1:04.658	+4.840	9:19:27.832
4	1:02.943	+3.125	9:20:30.775
5	1:00.332	+0.514	9:21:31.107
6	1:01.733	+1.915	9:22:32.840
7	59.946	+0.128	9:23:32.786
8	59.818		9:24:32.604

(2) Michel Boensmann

1	1:02.465	+2.639	9:17:07.677
2	1:01.564	+1.738	9:18:09.241
3	1:00.474	+0.648	9:19:09.715
4	1:00.437	+0.611	9:20:10.152
5	1:00.220	+0.394	9:21:10.372
6	1:00.140	+0.314	9:22:10.512
7	59.877	+0.051	9:23:10.389
8	59.826		9:24:10.215
9	59.924	+0.098	9:25:10.139

(309) Felix Wischitzki

1	1:02.074	+2.071	9:17:07.874
2	1:02.292	+2.289	9:18:10.166
3	1:15.817	+15.814	9:19:25.983
4	1:01.499	+1.496	9:20:27.482
5	1:00.273	+0.270	9:21:27.755
6	1:00.200	+0.197	9:22:27.955
7	1:00.003		9:23:27.958
8	1:00.563	+0.560	9:24:28.521

(8) Mika Rausch

1	1:01.372	+1.323	9:17:13.241
2	1:01.080	+1.031	9:18:14.321
3	1:01.273	+1.224	9:19:15.594
4	1:00.550	+0.501	9:20:16.144
5	1:00.387	+0.338	9:21:16.531
6	1:00.614	+0.565	9:22:17.145
7	1:00.196	+0.147	9:23:17.341
8	1:00.058	+0.009	9:24:17.399
9	1:00.049		9:25:17.448

(15) Pascal Włodarczyk

1	1:03.654	+3.472	9:17:02.743
2	1:01.551	+1.369	9:18:04.294
3	1:01.182	+1.000	9:19:05.476

Ergebnisse vorbehaltenlich der techn. und sportl. Nachuntersuchung! Orbits

Zeitnahme: CAMP-COMPANY, Obmann: Ernst Willems, Trierweiler

Rennleiter: Dominik Rösch, Ingelheim

Aushang: \_\_\_\_\_ h \_\_\_\_\_ - ADAC Reg. Nr. 706/16

Gedruckt: 26.06.2016 09:31:52



## WAKC-ADAC Kart Cup Rübénach

X30 Junioren

Hunsrückring Hahn 1,377 Km

Freies Training

26.06.2016 09:15

Training gestartet um 9:14:46

Runde	Rundenzeit	Diff.	Tageszeit
4	1:00.430	+0.248	9:20:05.906
5	1:00.349	+0.167	9:21:06.255
6	1:00.182		9:22:06.437
7	1:00.590	+0.408	9:23:07.027

(315) Julian Wannemacher

Runde	Rundenzeit	Diff.	Tageszeit
1	1:03.540	+3.290	9:17:16.793
2	1:02.622	+2.372	9:18:19.415
3	1:02.381	+2.131	9:19:21.796
4	1:02.505	+2.255	9:20:24.301
5	1:02.069	+1.819	9:21:26.370
6	1:00.769	+0.519	9:22:27.139
7	1:00.250		9:23:27.389
8	1:00.857	+0.607	9:24:28.246

(10) Nick Rommershausen

Runde	Rundenzeit	Diff.	Tageszeit
1	1:04.518	+4.162	9:17:07.469
2	1:04.140	+3.784	9:18:11.609
3	1:05.486	+5.130	9:19:17.095
4	1:01.414	+1.058	9:20:18.509
5	1:01.671	+1.315	9:21:20.180
6	1:00.999	+0.643	9:22:21.179
7	1:00.950	+0.594	9:23:22.129
8	1:00.356		9:24:22.485
9	1:00.531	+0.175	9:25:23.016

(28) Tom Kölsch

Runde	Rundenzeit	Diff.	Tageszeit
1	1:02.208	+1.656	9:17:12.904
2	1:01.052	+0.500	9:18:13.956
3	1:01.322	+0.770	9:19:15.278
4	1:00.552		9:20:15.830
5	1:00.552		9:21:16.382
6	1:01.697	+1.145	9:22:18.079
7	1:03.241	+2.689	9:23:21.320
8	2:05.826	+1:05.274	9:25:27.146

(36) Isabell Brosselt

Runde	Rundenzeit	Diff.	Tageszeit
1	1:02.727	+2.156	9:17:14.558
2	1:01.367	+0.796	9:18:15.925
3	1:01.419	+0.848	9:19:17.344
4	1:02.676	+2.105	9:20:20.020
5	1:01.040	+0.469	9:21:21.060
6	1:00.745	+0.174	9:22:21.805
7	1:01.110	+0.539	9:23:22.915
8	1:00.734	+0.163	9:24:23.649
9	1:00.571		9:25:24.220

(29) Jens Schmitt

Runde	Rundenzeit	Diff.	Tageszeit
1	1:00.855	+0.237	9:17:21.582
2	1:01.248	+0.630	9:18:22.830
3	1:00.678	+0.060	9:19:23.508
4	1:00.945	+0.327	9:20:24.453
5	1:01.327	+0.709	9:21:25.780
6	1:00.618		9:22:26.398
7	1:00.772	+0.154	9:23:27.170

(78) Christian Wilken

Runde	Rundenzeit	Diff.	Tageszeit
1	1:03.393	+2.548	9:17:10.120
2	1:01.858	+1.013	9:18:11.978
3	1:01.859	+1.014	9:19:13.837
4	1:01.505	+0.660	9:20:15.342
5	1:00.845		9:21:16.187
6	1:01.724	+0.879	9:22:17.911
7	1:01.649	+0.804	9:23:19.560
8	1:01.221	+0.376	9:24:20.781
9	1:01.758	+0.913	9:25:22.539

Runde	Rundenzeit	Diff.	Tageszeit
(9) Louis Klinkhammer			
1	1:04.023	+2.939	9:17:07.598
2	1:03.809	+2.725	9:18:11.407
3	1:02.339	+1.255	9:19:13.746
4	1:02.785	+1.701	9:20:16.531
5	2:32.483	+1:31.399	9:22:49.014
6	1:01.084		9:23:50.098
7	1:01.315	+0.231	9:24:51.413

(14) Moritz Wiskirchen

Runde	Rundenzeit	Diff.	Tageszeit
1	1:04.681	+3.582	9:17:07.005
2	1:03.813	+2.714	9:18:10.818
3	1:02.348	+1.249	9:19:13.166
4	1:01.586	+0.487	9:20:14.752
5	1:01.351	+0.252	9:21:16.103
6	1:01.525	+0.426	9:22:17.628
7	1:01.558	+0.459	9:23:19.186
8	1:01.481	+0.382	9:24:20.667
9	1:01.099		9:25:21.766

(11) Kevin Schmidt

Runde	Rundenzeit	Diff.	Tageszeit
1	1:03.593	+1.086	9:17:16.499
2	1:02.507		9:18:19.006
3	1:02.633	+0.126	9:19:21.639
4	1:03.404	+0.897	9:20:25.043
5	2:32.835	+1:30.328	9:22:57.878

Runde	Rundenzeit	Diff.	Tageszeit
-------	------------	-------	-----------

Ergebnisse vorbehaltlich der techn. und sportl. Nachuntersuchung!

Orbits

Zeitnahme: CAMP-COMPANY, Obmann: Ernst Willems, Trierweiler

Rennleiter: Dominik Rösch, Ingelheim

Aushang: \_\_\_\_\_ h \_\_\_\_\_ - ADAC Reg. Nr. 706/16

Gedruckt: 26.06.2016 09:31:52

**WAKC-ADAC Kart Cup Rübenach**
**X30 Junioren**
**Hunsrückring Hahn 1,377 Km**
**Zeittraining**
**26.06.2016 11:00**
**Qualifikation (10:00 Zeit) gestartet um 10:59:45**

Pos.	Nr.	Name	Nat-Wohnort	Fabrikat	Bewerber/Sponsor	Rnd.	Beste Zeit	Diff.	In Rd.	km/h
1	3	Philipp Britz	GER-Saarbrücken	Top Kart / IAME X3	PJM Motorsport / Kus e.V.	9	57.815		8	85,742
2	66	Luka-Max Pierschke	GER-Zwingenberg	Kosmic/IAME	Team Zinner/ADAC Team Nordbaden	8	57.850	0.035	5	85,691
3	6	Marek Schaller	GER-Erndtebrück	Tony / IAME	RMW Motorsport / AMC Wittgenstein Bad	10	58.086	0.271	5	85,342
4	7	Marcel Schminke	GER-Bad Wildungen	Tony / IAME	MSC Wolfhagen / ADAC Hessen-Thüringer	9	58.111	0.296	5	85,306
5	24	Miroslaw Kravchenko	GER-Krefeld	Mach 1 / IAME X30	DS Kartsport / ADAC Nordrhein e.V.	7	58.242	0.427	3	85,114
6	313	Alexander Tauscher	GER-Mitterfels	FaKart / IAME	Lanardi Racing Team	8	58.246	0.431	5	85,108
7	333	Jan Knecht	GER-Reilingen	Tony/IAME	FS Racing/Performance Sinsheim	9	58.267	0.452	4	85,077
8	307	Marcel Weber	GER-Nürtingen	Kosmic / IAME	Kartclub Kerpen / Team Zinner	9	58.280	0.465	7	85,058
9	5	Levi O'Dey	GER-Zülpich	Tony / IAME X30 Ju	KSM Racing	9	58.283	0.468	6	85,054
10	319	Andreas Lindner	GER-Deggendorf	MAD Croc/IAME		9	58.362	0.547	4	84,939
11	22	Louis Thorsten Kulke	GER-Bielefeld	Gillard / IAME	MSC Langenfeld	9	58.499	0.684	5	84,740
12	28	Tom Kölsch	GER-Wilnsdorf	Tony / IAME X30 Ju	AMC Burbach / RMW Motorsport	9	58.499	0.684	4	84,740
13	20	Niklas Koch	GER-Riedstadt	Gillard / IAME X30	Starkenburger AMC Darmstadt e.V. / ADA	9	58.519	0.704	5	84,711
14	309	Felix Wischlitzki	GER-Donauwörth	Mad-Croc / IAME	RS-Motorsport	8	58.554	0.739	5	84,660
15	371	Kilian Tabel	GER-Wasserburg	CRG / IAME	CRG TB Racing-Team	8	58.578	0.763	7	84,626
16	29	Jens Schmitt	GER-Bad Münstereifel	CRG / IAME X30 Ju	CRG Holland / MSC Adenau	9	58.614	0.799	9	84,574
17	332	Gerrit Hartwig	GER-Kusterdingen	Tony / IAME	AC Fulda	9	58.623	0.808	3	84,561
18	8	Mika Rausch	GER-Ahlen	DR / IAME X30 Jun	RRT / Rausch-Racing-Team	9	58.658	0.843	7	84,510
19	31	Felix Arndt	GER-Wickede	CRG / IAME X30	MSC Blau Gelb Essen / Kartsport Lehnert	9	58.659	0.844	6	84,509
20	79	Jonas Wagner	GER-Rochensußra	OTK / X30	Nordhäuser MSC	6	58.810	0.995	4	84,292
21	2	Michel Boensmann	GER-Wuppertal	Gillard / IAME X30	M.S.R. Team	9	58.886	1.071	8	84,183
22	15	Pascal Wlodarczyk	GER-Bad Lauterberg	Tony / IAME X30 Ju	Fuldaer AC / Alljo-Hima-Kart-Team	9	58.975	1.160	4	84,056
23	9	Louis Klinkhammer	GER-Krombach	Interpid / IAME X3	MSC Mühlheim e.V. / ADAC Hessen-Thürin	9	59.152	1.337	3	83,804
24	78	Christian Wilken	GER-Oldenburg	Exprit/Iame	IM-Racing	9	59.318	1.503	7	83,570
25	4	Devin Kimm	GER-Wolfhagen	Tony / IAME X30 Ju	MSC Wolfhagen / Kimm Gebäudeservice	9	59.371	1.556	6	83,495
26	315	Julian Wannemacher	GER			9	59.558	1.743	8	83,233
27	36	Isabell Brosselt	GER-Vaals	Tony/IAME	RMW Motorsport	9	59.573	1.758	3	83,212
28	10	Nick Rommershausen	GER-Montabaur	CRG / IAME X30 Ju	AMC Arzbach	9	59.692	1.877	7	83,046
29	14	Moritz Wiskirchen	GER-Euskirchen	Tony / IAME X30	RMW Motorsport	9	59.816	2.001	8	82,874
30	11	Kevin Schmidt	GER-Schmallenberg	CRG / IAME X30 Ju	MSC Schmallenberg	9	1:00.847	3.032	8	81,470

**Ergebnisse vorbehaltlich der techn. und sportl. Nachuntersuchung!**
**Orbits**
**Zeitnahme: CAMP-COMPANY, Obmann: Ernst Willems, Trierweiler**
**Rennleiter: Dominik Rösch, Ingelheim**
**Aushang: \_\_\_\_\_ h \_\_\_\_\_ - ADAC Reg. Nr. 706/16**
**Gedruckt: 26.06.2016 11:11:40**

## WAKC-ADAC Kart Cup Rübenach

X30 Junioren

Hunsrückring Hahn 1,377 Km

Zeittraining

26.06.2016 11:00

Qualifikation (10:00 Zeit) gestartet um 10:59:45

Runde	Rundenzeit	Diff.	Tageszeit
<b>(3) Philipp Britz</b>			
1	59.867	+2.052	11:01:52.946
2	58.723	+0.908	11:02:51.669
3	58.174	+0.359	11:03:49.843
4	58.674	+0.859	11:04:48.517
5	58.157	+0.342	11:05:46.674
6	57.984	+0.169	11:06:44.658
7	58.212	+0.397	11:07:42.870
8	57.815		11:08:40.685
9	57.847	+0.032	11:09:38.532

Runde	Rundenzeit	Diff.	Tageszeit
<b>(66) Luka-Max Pierschke</b>			
1	1:01.056	+3.206	11:01:57.929
2	58.470	+0.620	11:02:56.399
3	57.949	+0.099	11:03:54.348
4	57.960	+0.110	11:04:52.308
5	57.850		11:05:50.158
6	1:00.130	+2.280	11:06:50.288
7	58.179	+0.329	11:07:48.467
8	1:02.220	+4.370	11:08:50.687

Runde	Rundenzeit	Diff.	Tageszeit
<b>(6) Marek Schaller</b>			
1	58.986	+0.900	11:01:53.460
2	58.436	+0.350	11:02:51.896
3	58.128	+0.042	11:03:50.024
4	58.208	+0.122	11:04:48.232
5	58.086		11:05:46.318
6	58.126	+0.040	11:06:44.444
7	58.223	+0.137	11:07:42.667
8	58.499	+0.413	11:08:41.166
9	58.176	+0.090	11:09:39.342
10	58.896	+0.810	11:10:38.238

Runde	Rundenzeit	Diff.	Tageszeit
<b>(7) Marcel Schminke</b>			
1	1:02.447	+4.336	11:02:48.904
2	58.880	+0.769	11:03:47.784
3	58.377	+0.266	11:04:46.161
4	58.153	+0.042	11:05:44.314
5	58.111		11:06:42.425
6	58.489	+0.378	11:07:40.914
7	1:01.216	+3.105	11:08:42.130
8	58.612	+0.501	11:09:40.742
9	58.837	+0.726	11:10:39.579

Runde	Rundenzeit	Diff.	Tageszeit
<b>(24) Miroslaw Kravchenko</b>			
1	59.291	+1.049	11:01:55.966
2	58.568	+0.326	11:02:54.534
3	58.242		11:03:52.776
4	58.464	+0.222	11:04:51.240
5	58.769	+0.527	11:05:50.009
6	59.117	+0.875	11:06:49.126
7	58.664	+0.422	11:07:47.790

Runde	Rundenzeit	Diff.	Tageszeit
<b>(313) Alexander Tauscher</b>			
1	1:03.508	+5.262	11:02:45.344
2	1:02.372	+4.126	11:03:47.716
3	1:01.579	+3.333	11:04:49.295
4	58.327	+0.081	11:05:47.622
5	58.246		11:06:45.868
6	58.489	+0.243	11:07:44.357
7	58.625	+0.379	11:08:42.982
8	58.652	+0.406	11:09:41.634

Runde	Rundenzeit	Diff.	Tageszeit
<b>(333) Jan Knecht</b>			
1	1:00.413	+2.146	11:01:58.395

Runde	Rundenzeit	Diff.	Tageszeit
2	59.376	+1.109	11:02:57.771
3	58.788	+0.521	11:03:56.559
4	58.267		11:04:54.826
5	58.401	+0.134	11:05:53.227
6	58.777	+0.510	11:06:52.004
7	58.810	+0.543	11:07:50.814
8	58.806	+0.539	11:08:49.620
9	58.862	+0.595	11:09:48.482

Runde	Rundenzeit	Diff.	Tageszeit
<b>(307) Marcel Weber</b>			
1	1:00.486	+2.206	11:01:58.137
2	59.008	+0.728	11:02:57.145
3	58.558	+0.278	11:03:55.703
4	58.514	+0.234	11:04:54.217
5	58.470	+0.190	11:05:52.687
6	58.452	+0.172	11:06:51.139
7	58.280		11:07:49.419
8	58.565	+0.285	11:08:47.984
9	58.800	+0.520	11:09:46.784

Runde	Rundenzeit	Diff.	Tageszeit
<b>(5) Levi O'Dey</b>			
1	59.342	+1.059	11:02:38.656
2	58.704	+0.421	11:03:37.360
3	58.614	+0.331	11:04:35.974
4	58.497	+0.214	11:05:34.471
5	58.521	+0.238	11:06:32.992
6	58.283		11:07:31.275
7	58.463	+0.180	11:08:29.738
8	58.438	+0.155	11:09:28.176
9	59.383	+1.100	11:10:27.559

Runde	Rundenzeit	Diff.	Tageszeit
<b>(319) Andreas Lindner</b>			
1	1:01.306	+2.944	11:01:57.861
2	59.644	+1.282	11:02:57.505
3	58.681	+0.319	11:03:56.186
4	58.362		11:04:54.548
5	58.462	+0.100	11:05:53.010
6	59.431	+1.069	11:06:52.441
7	1:00.956	+2.594	11:07:53.397
8	58.727	+0.365	11:08:52.124
9	58.749	+0.387	11:09:50.873

Runde	Rundenzeit	Diff.	Tageszeit
<b>(22) Louis Thorsten Kulke</b>			
1	1:00.093	+1.594	11:02:21.215
2	1:01.873	+3.374	11:03:23.088
3	58.960	+0.461	11:04:22.048
4	58.680	+0.181	11:05:20.728
5	58.499		11:06:19.227
6	58.532	+0.033	11:07:17.759
7	58.538	+0.039	11:08:16.297
8	58.848	+0.349	11:09:15.145
9	58.610	+0.111	11:10:13.755

Runde	Rundenzeit	Diff.	Tageszeit
<b>(28) Tom Kölsch</b>			
1	1:00.315	+1.816	11:02:19.527
2	58.951	+0.452	11:03:18.478
3	58.560	+0.061	11:04:17.038
4	58.499		11:05:15.537
5	58.867	+0.368	11:06:14.404
6	58.694	+0.195	11:07:13.098
7	59.005	+0.506	11:08:12.103
8	1:02.008	+3.509	11:09:14.111
9	58.563	+0.064	11:10:12.674

Runde	Rundenzeit	Diff.	Tageszeit
<b>(20) Niklas Koch</b>			
1	59.965	+1.446	11:02:29.187

Runde	Rundenzeit	Diff.	Tageszeit
2	58.825	+0.306	11:03:28.012
3	59.414	+0.895	11:04:27.426
4	58.742	+0.223	11:05:26.168
5	58.519		11:06:24.687
6	58.865	+0.346	11:07:23.552
7	58.711	+0.192	11:08:22.263
8	58.564	+0.045	11:09:20.827
9	58.610	+0.091	11:10:19.437

Runde	Rundenzeit	Diff.	Tageszeit
<b>(309) Felix Wischlitzki</b>			
1	1:05.882	+7.328	11:02:27.341
2	59.215	+0.661	11:03:26.556
3	58.557	+0.003	11:04:25.113
4	58.875	+0.321	11:05:23.988
5	58.554		11:06:22.542
6	59.093	+0.539	11:07:21.635
7	58.584	+0.030	11:08:20.219
8	58.763	+0.209	11:09:18.982

Runde	Rundenzeit	Diff.	Tageszeit
<b>(371) Kilian Tabel</b>			
1	1:00.921	+2.343	11:03:24.888
2	59.375	+0.797	11:04:24.263
3	59.156	+0.578	11:05:23.419
4	58.976	+0.398	11:06:22.395
5	58.665	+0.087	11:07:21.060
6	58.898	+0.320	11:08:19.958
7	58.578		11:09:18.536
8	58.932	+0.354	11:10:17.468

Runde	Rundenzeit	Diff.	Tageszeit
<b>(29) Jens Schmitt</b>			
1	1:00.478	+1.864	11:02:22.937
2	59.129	+0.515	11:03:22.066
3	58.666	+0.052	11:04:20.732
4	58.634	+0.020	11:05:19.366
5	59.028	+0.414	11:06:18.394
6	58.953	+0.339	11:07:17.347
7	58.695	+0.081	11:08:16.042
8	58.823	+0.209	11:09:14.865
9	58.614		11:10:13.479

Runde	Rundenzeit	Diff.	Tageszeit
<b>(332) Gerrit Hartwig</b>			
1	1:00.380	+1.757	11:01:59.933
2	59.163	+0.540	11:02:59.096
3	58.623		11:03:57.719
4	58.720	+0.097	11:04:56.439
5	58.970	+0.347	11:05:55.409
6	58.801	+0.178	11:06:54.210
7	58.882	+0.259	11:07:53.092
8	58.701	+0.078	11:08:51.793
9	58.905	+0.282	11:09:50.698

Runde	Rundenzeit	Diff.	Tageszeit
<b>(8) Mika Rausch</b>			
1	59.976	+1.318	11:02:00.209
2	59.204	+0.546	11:02:59.413
3	58.944	+0.286	11:03:58.357
4	58.701	+0.043	11:04:57.058
5	58.933	+0.275	11:05:55.991
6	59.109	+0.451	11:06:55.100
7	58.658		11:07:53.758
8	58.671	+0.013	11:08:52.429
9	58.903	+0.245	11:09:51.332

Runde	Rundenzeit	Diff.	Tageszeit
<b>(31) Felix Arndt</b>			
1	1:02.428	+3.769	11:02:45.434
2	59.673	+1.014	11:03:45.107
3	58.976	+0.317	11:04:44.083

Ergebnisse vorbehaltlich der techn. und sportl. Nachuntersuchung!

Orbits

Zeitnahme: CAMP-COMPANY, Obmann: Ernst Willems, Trierweiler

Rennleiter: Dominik Rösch, Ingelheim

Aushang: \_\_\_\_\_ h \_\_\_\_\_ - ADAC Reg. Nr. 706/16

Gedruckt: 26.06.2016 11:12:32

## WAKC-ADAC Kart Cup Rübenaach

X30 Junioren

Hunsrückring Hahn 1,377 Km

Zeittraining

26.06.2016 11:00

Qualifikation (10:00 Zeit) gestartet um 10:59:45

Runde	Rundenzeit	Diff.	Tageszeit
4	<b>58.807</b>	+0.148	11:05:42.890
5	<b>58.689</b>	+0.030	11:06:41.579
6	<b>58.659</b>		11:07:40.238
7	<b>58.825</b>	+0.166	11:08:39.063
8	<b>59.010</b>	+0.351	11:09:38.073
9	<b>1:01.816</b>	+3.157	11:10:39.889

(79) Jonas Wagner

1	<b>59.889</b>	+1.079	11:02:01.725
2	<b>59.188</b>	+0.378	11:03:00.913
3	<b>59.041</b>	+0.231	11:03:59.954
4	<b>58.810</b>		11:04:58.764
5	<b>59.137</b>	+0.327	11:05:57.901
6	<b>59.106</b>	+0.296	11:06:57.007

(2) Michel Boensmann

1	<b>1:01.791</b>	+2.905	11:02:23.209
2	<b>59.564</b>	+0.678	11:03:22.773
3	<b>59.011</b>	+0.125	11:04:21.784
4	<b>59.278</b>	+0.392	11:05:21.062
5	<b>58.887</b>	+0.001	11:06:19.949
6	<b>59.114</b>	+0.228	11:07:19.063
7	<b>59.025</b>	+0.139	11:08:18.088
8	<b>58.886</b>		11:09:16.974
9	<b>58.967</b>	+0.081	11:10:15.941

(15) Pascal Włodarczyk

1	<b>1:01.409</b>	+2.434	11:01:58.697
2	<b>59.538</b>	+0.563	11:02:58.235
3	<b>58.998</b>	+0.023	11:03:57.233
4	<b>58.975</b>		11:04:56.208
5	<b>59.456</b>	+0.481	11:05:55.664
6	<b>59.600</b>	+0.625	11:06:55.264
7	<b>59.043</b>	+0.068	11:07:54.307
8	<b>59.159</b>	+0.184	11:08:53.466
9	<b>59.406</b>	+0.431	11:09:52.872

(9) Louis Klinkhammer

1	<b>1:06.213</b>	+7.061	11:02:10.618
2	<b>1:00.178</b>	+1.026	11:03:10.796
3	<b>59.152</b>		11:04:09.948
4	<b>59.534</b>	+0.382	11:05:09.482
5	<b>1:05.342</b>	+6.190	11:06:14.824
6	<b>59.377</b>	+0.225	11:07:14.201
7	<b>59.537</b>	+0.385	11:08:13.738
8	<b>59.233</b>	+0.081	11:09:12.971
9	<b>59.193</b>	+0.041	11:10:12.164

(78) Christian Wilken

1	<b>1:02.681</b>	+3.363	11:02:07.408
2	<b>1:00.716</b>	+1.398	11:03:08.124
3	<b>1:00.523</b>	+1.205	11:04:08.647
4	<b>1:00.130</b>	+0.812	11:05:08.777
5	<b>59.465</b>	+0.147	11:06:08.242
6	<b>59.365</b>	+0.047	11:07:07.607
7	<b>59.318</b>		11:08:06.925
8	<b>59.591</b>	+0.273	11:09:06.516
9	<b>59.581</b>	+0.263	11:10:06.097

(4) Devin Kimm

1	<b>1:01.412</b>	+2.041	11:02:14.671
2	<b>1:00.126</b>	+0.755	11:03:14.797
3	<b>59.472</b>	+0.101	11:04:14.269
4	<b>59.417</b>	+0.046	11:05:13.686
5	<b>59.432</b>	+0.061	11:06:13.118
6	<b>59.371</b>		11:07:12.489

Runde	Rundenzeit	Diff.	Tageszeit
7	<b>59.498</b>	+0.127	11:08:11.987
8	<b>1:00.123</b>	+0.752	11:09:12.110
9	<b>59.465</b>	+0.094	11:10:11.575

(315) Julian Wannemacher

1	<b>1:00.857</b>	+1.299	11:02:08.324
2	<b>1:00.617</b>	+1.059	11:03:08.941
3	<b>1:00.462</b>	+0.904	11:04:09.403
4	<b>59.908</b>	+0.350	11:05:09.311
5	<b>1:02.519</b>	+2.961	11:06:11.830
6	<b>59.920</b>	+0.362	11:07:11.750
7	<b>59.923</b>	+0.365	11:08:11.673
8	<b>59.558</b>		11:09:11.231
9	<b>59.969</b>	+0.411	11:10:11.200

(36) Isabell Brosselt

1	<b>1:01.632</b>	+2.059	11:02:24.199
2	<b>1:00.368</b>	+0.795	11:03:24.567
3	<b>59.573</b>		11:04:24.140
4	<b>1:00.732</b>	+1.159	11:05:24.872
5	<b>1:00.394</b>	+0.821	11:06:25.266
6	<b>1:00.034</b>	+0.461	11:07:25.300
7	<b>1:00.602</b>	+1.029	11:08:25.902
8	<b>1:00.545</b>	+0.972	11:09:26.447
9	<b>1:00.344</b>	+0.771	11:10:26.791

(10) Nick Rommershausen

1	<b>1:03.451</b>	+3.759	11:02:26.520
2	<b>1:00.460</b>	+0.768	11:03:26.980
3	<b>59.927</b>	+0.235	11:04:26.907
4	<b>1:00.010</b>	+0.318	11:05:26.917
5	<b>59.700</b>	+0.008	11:06:26.617
6	<b>59.735</b>	+0.043	11:07:26.352
7	<b>59.692</b>		11:08:26.044
8	<b>1:00.607</b>	+0.915	11:09:26.651
9	<b>1:02.841</b>	+3.149	11:10:29.492

(14) Moritz Wiskirchen

1	<b>1:02.673</b>	+2.857	11:02:06.991
2	<b>1:00.911</b>	+1.095	11:03:07.902
3	<b>1:00.620</b>	+0.804	11:04:08.522
4	<b>1:00.632</b>	+0.816	11:05:09.154
5	<b>1:00.224</b>	+0.408	11:06:09.378
6	<b>1:00.308</b>	+0.492	11:07:09.686
7	<b>1:00.263</b>	+0.447	11:08:09.949
8	<b>59.816</b>		11:09:09.765
9	<b>1:00.045</b>	+0.229	11:10:09.810

(11) Kevin Schmidt

1	<b>1:02.730</b>	+1.883	11:02:29.736
2	<b>1:01.057</b>	+0.210	11:03:30.793
3	<b>1:00.956</b>	+0.109	11:04:31.749
4	<b>1:01.740</b>	+0.893	11:05:33.489
5	<b>1:01.454</b>	+0.607	11:06:34.943
6	<b>1:01.017</b>	+0.170	11:07:35.960
7	<b>1:01.140</b>	+0.293	11:08:37.100
8	<b>1:00.847</b>		11:09:37.947
9	<b>1:01.346</b>	+0.499	11:10:39.293

Ergebnisse vorbehaltlich der techn. und sportl. Nachuntersuchung!

Orbits

Zeitnahme: CAMP-COMPANY, Obmann: Ernst Willems, Trierweiler

Rennleiter: Dominik Rösch, Ingelheim

Aushang: \_\_\_\_\_ h \_\_\_\_\_ - ADAC Reg. Nr. 706/16

Gedruckt: 26.06.2016 11:12:32

**WAKC-ADAC Kart Cup Rübenaach**

X30 Junioren

Hunsrückring Hahn 1,377 Km

1.Lauf

26.06.2016 14:00

Rennen (12 Runden)

14	36	10
	27	28
13	4	315
	25	26
12	9	78
	23	24
11	2	15
	21	22
10	31	79
	19	20
9	332	8
	17	18
8	371	29
	15	16
7	20	309
	13	14
6	22	28
	11	12
5	5	319
	9	10
4	333	307
	7	8
3	24	313
	5	6
2	6	7
	3	4
1	3	66
	1	2

POLE POSITION 1



Ergebnisse vorbehaltlich der techn. und sportl. Nachuntersuchung!

Orbits

Zeitnahme: CAMP-COMPANY, Obmann: Ernst Willems, Trierweiler

Rennleiter: Dominik Rösch, Ingelheim

Aushang: \_\_\_\_\_ h \_\_\_\_\_ - ADAC Reg. Nr. 706/16




**WAKC-ADAC Kart Cup Rübenach**

X30 Junioren


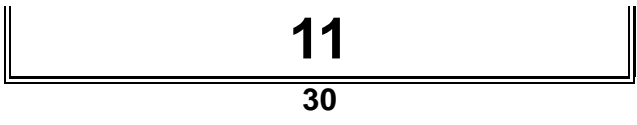
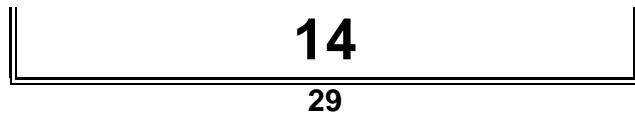
Hunsrückring Hahn 1,377 Km

1.Lauf

26.06.2016 14:00

Rennen (12 Runden)

**15**



Ergebnisse vorbehaltlich der techn. und sportl. Nachuntersuchung!

Orbits

Zeitnahme: CAMP-COMPANY, Obmann: Ernst Willems, Trierweiler

Rennleiter: Dominik Rösch, Ingelheim

Aushang: \_\_\_\_\_ h \_\_\_\_\_ - ADAC Reg. Nr. 706/16





**WAKC-ADAC Kart Cup Rübenach**
**X30 Junioren**
**Hunsrückring Hahn 1,377 Km**
**1.Lauf**
**26.06.2016 14:00**
**Rennen (12 Runden) gestartet um 14:00:42**

Pos.	Nr.	Ga	Name	Nat-Wohnort	Fabrikat	Bewerber/Sponsor	Rnd.	Gesamtzeit	Diff.	Beste Zeit	In Rd.	Pkt.
1	3		Philipp Britz	GER-Saarbrücken	Top Kart / IAME	PJM Motorsport / Küs e.V.	12	11:40.373		57.956	6	20
2	6		Marek Schaller	GER-Erdtbrück	Tony / IAME	RMW Motorsport / AMC Wittgenstein B:	12	11:46.092	5.719	58.266	5	18
3	66		Luka-Max Pierschke	GER-Zwingenberg	Kosmic/IAME	Team Zinner/ADAC Team Nordbaden	12	11:46.262	5.889	58.260	4	16
4	7		Marcel Schminke	GER-Bad Wildungen	Tony / IAME	MSC Wolfhagen / ADAC Hessen-Thüring	12	11:46.500	6.127	58.391	6	15
5	313	Ja	Alexander Tauscher	GER-Mitterfels	FaKart / IAME	Lanardi Racing Team	12	11:49.545	9.172	58.544	7	14
6	319	Ja	Andreas Lindner	GER-Deggendorf	MAD Croc/IAME		12	11:52.196	11.823	58.769	5	13
7	307	Ja	Marcel Weber	GER-Nürtingen	Kosmic / IAME	Kartclub Kerpen / Team Zinner	12	11:56.512	16.139	58.734	9	12
8	333	Ja	Jan Knecht	GER-Reilingen	Tony/IAME	FS Racing/Performance Sinsheim	12	11:58.263	17.890	59.290	5	11
9	29		Jens Schmitt	GER-Bad Münstereifel	CRG / IAME X30	CRG Holland / MSC Adenau	12	11:58.535	18.162	58.585	9	10
10	2		Michel Boensmann	GER-Wuppertal	Gillard / IAME X:	M.S.R. Team	12	11:59.409	19.036	58.952	11	9
11	371	Ja	Kilian Tabel	GER-Wasserburg	CRG / IAME	CRG TB Racing-Team	12	11:59.552	19.179	58.874	5	8
12	8		Mika Rausch	GER-Ahlen	DR / IAME X30 ↓	RRT / Rausch-Racing-Team	12	11:59.864	19.491	58.880	3	7
13	332	Ja	Gerrit Hartwig	GER-Kusterdingen	Tony / IAME	AC Fulda	12	12:00.197	19.824	59.091	12	6
14	22		Louis Thorsten Kulke	GER-Bielefeld	Gillard / IAME	MSC Langenfeld	12	12:00.385	20.012	58.825	11	5
15	15		Pascal Wlodarczyk	GER-Bad Lauterberg	Tony / IAME X3C	Fuldaer AC / Alijo-Hima-Kart-Team	12	12:00.699	20.326	58.931	11	4
16	28		Tom Kölsch	GER-Wilnsdorf	Tony / IAME X3C	AMC Burbach / RMW Motorsport	12	12:00.755	20.382	58.820	11	3
17	9		Louis Klinkhammer	GER-Krombach	Interprid / IAME	MSC Mühlheim e.V. / ADAC Hessen-Thü	12	12:04.122	23.749	59.089	4	2
18	10		Nick Rommershausen	GER-Montabaur	CRG / IAME X30	AMC Arzbach	12	12:04.333	23.960	59.135	5	1
19	309	Ja	Felix Wischlitzki	GER-Donauwörth	Mad-Croc / IAME	RS-Motorsport	12	12:10.416	30.043	58.929	5	1
20	315	Ja	Julian Wannemacher	GER			12	12:10.518	30.145	59.836	8	1
21	14		Moritz Wiskirchen	GER-Euskirchen	Tony / IAME X3C	RMW Motorsport	12	12:10.980	30.607	59.537	11	1
22	78	Ja	Christian Wilken	GER-Oldenburg	Exprit/Iame	IM-Racing	12	12:11.215	30.842	59.700	3	1
23	4		Devin Kimm	GER-Wolfhagen	Tony / IAME X3C	MSC Wolfhagen / Kimm Gebäudeservic	12	12:22.437	42.064	59.387	4	1
24	11		Kevin Schmidt	GER-Schmallenberg	CRG / IAME X30	MSC Schmallenberg	12	12:23.398	43.025	1:00.478	12	1
25	36		Isabell Brosselt	GER-Vaals	Tony/IAME	RMW Motorsport	12	12:37.387	57.014	1:00.323	3	1
Nicht Klassifiziert (75% = 9 Rnd.)												
79	Ja		Jonas Wagner	GER-Rochensußra	OTK / X30	Nordhäuser MSC	6	6:05.369	6 Runden	58.921	3	0
20			Niklas Koch	GER-Riedstadt	Gillard / IAME X:	Starkenburger AMC Darmstadt e.V. / AC	5	5:00.629	7 Runden	59.185	5	0
31			Felix Arndt	GER-Wickede	CRG / IAME X30	MSC Blau Gelb Essen / Kartsport Lehne	5	5:00.965	7 Runden	58.748	5	0
5			Levi O'Dey	GER-Zülpich	Tony / IAME X3C	KSM Racing		0.288	12 Runden		0	0
WA	24		Mirosław Kravchenko	GER-Krefeld	Mach 1 / IAME >	DS Kartsport / ADAC Nordrhein e.V.	12	11:46.016	WA	58.277	4	0

**Bemerkungen**

 Gestartet: 30 Gewertet: 25 Nicht gewertet: 5  
 #24: Nichtwertung - Untergewicht

Vorsprung	Ø km/h	Beste Rundenzeit	km/h	Beste Runde von
5.719	84,935	57.956	85,534	3 - Philipp Britz

**Ergebnisse vorbehaltlich der techn. und sportl. Nachuntersuchung!**
**Orbits**

Zeitnahme: CAMP-COMPANY, Obmann: Ernst Willems, Trierweiler

Rennleiter: Dominik Rösch, Ingelheim

Aushang: \_\_\_\_\_ h \_\_\_\_\_ - ADAC Reg. Nr. 706/16

Gedruckt: 26.06.2016 14:54:46

## WAKC-ADAC Kart Cup Rübenaach

X30 Junioren

Hunsrückring Hahn 1,377 Km

1.Lauf

26.06.2016 14:00

Rennen (12 Runden) gestartet um 14:00:42

Runde	Rundenzeit	Diff.	Tageszeit
<b>(3) Philipp Britz</b>			
1	59.870	+1.914	14:01:42.043
2	59.108	+1.152	14:02:41.151
3	58.389	+0.433	14:03:39.540
4	58.298	+0.342	14:04:37.838
5	58.147	+0.191	14:05:35.985
6	57.956		14:06:33.941
7	58.103	+0.147	14:07:32.044
8	58.029	+0.073	14:08:30.073
9	58.037	+0.081	14:09:28.110
10	58.009	+0.053	14:10:26.119
11	58.102	+0.146	14:11:24.221
12	58.325	+0.369	14:12:22.546

Runde	Rundenzeit	Diff.	Tageszeit
<b>(24) Miroslaw Kravchenko</b>			
1	59.981	+1.704	14:01:42.333
2	58.970	+0.693	14:02:41.303
3	58.536	+0.259	14:03:39.839
4	58.277		14:04:38.116
5	58.626	+0.349	14:05:36.742
6	58.496	+0.219	14:06:35.238
7	58.788	+0.511	14:07:34.026
8	58.587	+0.310	14:08:32.613
9	59.086	+0.809	14:09:31.699
10	58.700	+0.423	14:10:30.399
11	58.815	+0.538	14:11:29.214
12	58.975	+0.698	14:12:28.189

Runde	Rundenzeit	Diff.	Tageszeit
<b>(6) Marek Schaller</b>			
1	59.885	+1.619	14:01:42.152
2	59.350	+1.084	14:02:41.502
3	58.493	+0.227	14:03:39.995
4	58.338	+0.072	14:04:38.333
5	58.266		14:05:36.599
6	58.726	+0.460	14:06:35.325
7	59.134	+0.868	14:07:34.459
8	58.446	+0.180	14:08:32.905
9	58.922	+0.656	14:09:31.827
10	58.646	+0.380	14:10:30.473
11	58.814	+0.548	14:11:29.287
12	58.978	+0.712	14:12:28.265

Runde	Rundenzeit	Diff.	Tageszeit
<b>(66) Luka-Max Pierschke</b>			
1	1:00.243	+1.983	14:01:42.509
2	59.177	+0.917	14:02:41.686
3	58.502	+0.242	14:03:40.188
4	58.260		14:04:38.448
5	58.461	+0.201	14:05:36.909
6	58.643	+0.383	14:06:35.552
7	58.673	+0.413	14:07:34.225
8	58.466	+0.206	14:08:32.691
9	59.258	+0.998	14:09:31.949
10	58.750	+0.490	14:10:30.699
11	58.739	+0.479	14:11:29.438
12	58.997	+0.737	14:12:28.435

Runde	Rundenzeit	Diff.	Tageszeit
<b>(7) Marcel Schminke</b>			
1	1:01.117	+2.726	14:01:43.508
2	58.877	+0.486	14:02:42.385
3	58.546	+0.155	14:03:40.931
4	58.461	+0.070	14:04:39.392
5	58.533	+0.142	14:05:37.925
6	58.391		14:06:36.316
7	58.544	+0.153	14:07:34.860
8	58.538	+0.147	14:08:33.398

Runde	Rundenzeit	Diff.	Tageszeit
9	58.922	+0.531	14:09:32.320
10	58.701	+0.310	14:10:31.021
11	58.674	+0.283	14:11:29.695
12	58.978	+0.587	14:12:28.673

Runde	Rundenzeit	Diff.	Tageszeit
<b>(313) Alexander Tauscher</b>			
1	1:02.041	+3.497	14:01:44.551
2	59.238	+0.694	14:02:43.789
3	59.236	+0.692	14:03:43.025
4	59.168	+0.624	14:04:42.193
5	58.834	+0.290	14:05:41.027
6	58.649	+0.105	14:06:39.676
7	58.544		14:07:38.220
8	58.635	+0.091	14:08:36.855
9	58.787	+0.243	14:09:35.642
10	58.779	+0.235	14:10:34.421
11	58.627	+0.083	14:11:33.048
12	58.670	+0.126	14:12:31.718

Runde	Rundenzeit	Diff.	Tageszeit
<b>(319) Andreas Lindner</b>			
1	1:01.488	+2.719	14:01:44.161
2	59.483	+0.714	14:02:43.644
3	59.273	+0.504	14:03:42.917
4	1:00.045	+1.276	14:04:42.962
5	58.769		14:05:41.731
6	59.041	+0.272	14:06:40.772
7	58.792	+0.023	14:07:39.564
8	58.772	+0.003	14:08:38.336
9	58.962	+0.193	14:09:37.298
10	59.051	+0.282	14:10:36.349
11	58.988	+0.219	14:11:35.337
12	59.032	+0.263	14:12:34.369

Runde	Rundenzeit	Diff.	Tageszeit
<b>(307) Marcel Weber</b>			
1	1:03.531	+4.797	14:01:46.170
2	59.225	+0.491	14:02:45.395
3	59.592	+0.858	14:03:44.987
4	59.754	+1.020	14:04:44.741
5	58.870	+0.136	14:05:43.611
6	1:00.536	+1.802	14:06:44.147
7	58.931	+0.197	14:07:43.078
8	58.933	+0.199	14:08:42.011
9	58.734		14:09:40.745
10	59.851	+1.117	14:10:40.596
11	59.204	+0.470	14:11:39.800
12	58.885	+0.151	14:12:38.685

Runde	Rundenzeit	Diff.	Tageszeit
<b>(333) Jan Knecht</b>			
1	1:02.320	+3.030	14:01:44.779
2	59.596	+0.306	14:02:44.375
3	59.313	+0.023	14:03:43.688
4	59.644	+0.354	14:04:43.332
5	59.290		14:05:42.622
6	59.510	+0.220	14:06:42.132
7	59.419	+0.129	14:07:41.551
8	59.532	+0.242	14:08:41.083
9	59.546	+0.256	14:09:40.629
10	59.854	+0.564	14:10:40.483
11	1:00.166	+0.876	14:11:40.649
12	59.787	+0.497	14:12:40.436

Runde	Rundenzeit	Diff.	Tageszeit
<b>(29) Jens Schmitt</b>			
1	1:03.317	+4.732	14:01:46.751
2	59.695	+1.110	14:02:46.446
3	59.019	+0.434	14:03:45.465
4	59.782	+1.197	14:04:45.247

Runde	Rundenzeit	Diff.	Tageszeit
5	59.011	+0.426	14:05:44.258
6	1:01.419	+2.834	14:06:45.677
7	59.487	+0.902	14:07:45.164
8	58.915	+0.330	14:08:44.079
9	58.585		14:09:42.664
10	58.600	+0.015	14:10:41.264
11	59.532	+0.947	14:11:40.796
12	59.912	+1.327	14:12:40.708

Runde	Rundenzeit	Diff.	Tageszeit
<b>(2) Michel Boensmann</b>			
1	1:03.514	+4.562	14:01:47.132
2	59.571	+0.619	14:02:46.703
3	59.361	+0.409	14:03:46.064
4	59.397	+0.445	14:04:45.461
5	59.049	+0.097	14:05:44.510
6	1:01.596	+2.644	14:06:46.106
7	59.807	+0.855	14:07:45.913
8	59.244	+0.292	14:08:45.157
9	59.151	+0.199	14:09:44.308
10	59.187	+0.235	14:10:43.495
11	58.952		14:11:42.447
12	59.135	+0.183	14:12:41.582

Runde	Rundenzeit	Diff.	Tageszeit
<b>(371) Kilian Tabel</b>			
1	1:03.496	+4.622	14:01:46.568
2	59.381	+0.507	14:02:45.949
3	59.320	+0.446	14:03:45.269
4	59.789	+0.915	14:04:45.058
5	58.874		14:05:43.932
6	1:01.847	+2.973	14:06:45.779
7	1:00.344	+1.470	14:07:46.123
8	59.171	+0.297	14:08:45.294
9	59.126	+0.252	14:09:44.420
10	59.195	+0.321	14:10:43.615
11	59.092	+0.218	14:11:42.707
12	59.018	+0.144	14:12:41.725

Runde	Rundenzeit	Diff.	Tageszeit
<b>(8) Mika Rausch</b>			
1	1:04.067	+5.187	14:01:47.888
2	1:00.046	+1.166	14:02:47.934
3	58.880		14:03:46.814
4	58.973	+0.093	14:04:45.787
5	59.279	+0.399	14:05:45.066
6	1:01.321	+2.441	14:06:46.387
7	1:00.114	+1.234	14:07:46.501
8	59.236	+0.356	14:08:45.737
9	59.118	+0.238	14:09:44.855
10	59.146	+0.266	14:10:44.001
11	59.093	+0.213	14:11:43.094
12	58.943	+0.063	14:12:42.037

Runde	Rundenzeit	Diff.	Tageszeit
<b>(332) Gerrit Hartwig</b>			
1	1:04.764	+5.673	14:01:48.082
2	1:00.023	+0.932	14:02:48.105
3	59.135	+0.044	14:03:47.240
4	59.481	+0.390	14:04:46.721
5	59.128	+0.037	14:05:45.849
6	1:00.676	+1.585	14:06:46.525
7	59.815	+0.724	14:07:46.340
8	59.480	+0.389	14:08:45.820
9	59.130	+0.039	14:09:44.950
10	59.129	+0.038	14:10:44.079
11	59.200	+0.109	14:11:43.279
12	59.091		14:12:42.370

Runde	Rundenzeit	Diff.	Tageszeit
<b>(22) Louis Thorsten Kulke</b>			

Ergebnisse vorbehaltlich der techn. und sportl. Nachuntersuchung!

Orbits

Zeitnahme: CAMP-COMPANY, Obmann: Ernst Willems, Trierweiler

Rennleiter: Dominik Rösch, Ingelheim

Aushang: \_\_\_\_\_ h \_\_\_\_\_ - ADAC Reg. Nr. 706/16

Gedruckt: 26.06.2016 14:13:55

## WAKC-ADAC Kart Cup Rübenaach

X30 Junioren

Hunsrückring Hahn 1,377 Km

1.Lauf

26.06.2016 14:00

Rennen (12 Runden) gestartet um 14:00:42

Runde	Rundenzeit	Diff.	Tageszeit
1	1:07.752	+8.927	14:01:50.342
2	1:00.499	+1.674	14:02:50.841
3	59.590	+0.765	14:03:50.431
4	58.880	+0.055	14:04:49.311
5	59.361	+0.536	14:05:48.672
6	59.294	+0.469	14:06:47.966
7	59.910	+1.085	14:07:47.876
8	59.060	+0.235	14:08:46.936
9	59.080	+0.255	14:09:46.016
10	58.858	+0.033	14:10:44.874
11	58.825		14:11:43.699
12	58.859	+0.034	14:12:42.558

(15) Pascal Włodarczyk

1	1:03.259	+4.328	14:01:47.456
2	1:00.036	+1.105	14:02:47.492
3	59.674	+0.743	14:03:47.166
4	59.403	+0.472	14:04:46.569
5	59.204	+0.273	14:05:45.773
6	1:00.420	+1.489	14:06:46.193
7	1:01.197	+2.266	14:07:47.390
8	59.076	+0.145	14:08:46.466
9	59.094	+0.163	14:09:45.560
10	59.129	+0.198	14:10:44.689
11	58.931		14:11:43.620
12	59.252	+0.321	14:12:42.872

(28) Tom Kölsch

1	1:03.338	+4.518	14:01:46.252
2	59.304	+0.484	14:02:45.556
3	59.589	+0.769	14:03:45.145
4	59.713	+0.893	14:04:44.858
5	58.884	+0.064	14:05:43.742
6	1:04.162	+5.342	14:06:47.904
7	59.833	+1.013	14:07:47.737
8	58.972	+0.152	14:08:46.709
9	59.558	+0.738	14:09:46.267
10	58.933	+0.113	14:10:45.200
11	58.820		14:11:44.020
12	58.908	+0.088	14:12:42.928

(9) Louis Klinkhammer

1	1:03.706	+4.617	14:01:47.695
2	1:00.954	+1.865	14:02:48.649
3	59.261	+0.172	14:03:47.910
4	59.089		14:04:46.999
5	59.150	+0.061	14:05:46.149
6	1:01.076	+1.987	14:06:47.225
7	59.570	+0.481	14:07:46.795
8	59.296	+0.207	14:08:46.091
9	59.728	+0.639	14:09:45.819
10	1:00.304	+1.215	14:10:46.123
11	1:00.306	+1.217	14:11:46.429
12	59.866	+0.777	14:12:46.295

(10) Nick Rommershausen

1	1:03.814	+4.679	14:01:49.519
2	1:00.267	+1.132	14:02:49.786
3	59.697	+0.562	14:03:49.483
4	59.736	+0.601	14:04:49.219
5	59.135		14:05:48.354
6	1:00.691	+1.556	14:06:49.045
7	59.464	+0.329	14:07:48.509
8	59.535	+0.400	14:08:48.044
9	59.680	+0.545	14:09:47.724
10	59.915	+0.780	14:10:47.639

Runde	Rundenzeit	Diff.	Tageszeit
11	59.328	+0.193	14:11:46.967
12	59.539	+0.404	14:12:46.506

(309) Felix Wischlitzki

1	1:02.147	+3.218	14:01:45.182
2	59.887	+0.958	14:02:45.069
3	59.005	+0.076	14:03:44.074
4	1:00.005	+1.076	14:04:44.079
5	58.929		14:05:43.008
6	1:12.036	+13.107	14:06:55.044
7	59.462	+0.533	14:07:54.506
8	59.134	+0.205	14:08:53.640
9	59.542	+0.613	14:09:53.182
10	59.645	+0.716	14:10:52.827
11	59.770	+0.841	14:11:52.597
12	59.992	+1.063	14:12:52.589

(315) Julian Wannemacher

1	1:04.418	+4.582	14:01:49.946
2	1:00.411	+0.575	14:02:50.357
3	1:00.251	+0.415	14:03:50.608
4	1:00.070	+0.234	14:04:50.678
5	59.919	+0.083	14:05:50.597
6	1:01.284	+1.448	14:06:51.881
7	1:00.285	+0.449	14:07:52.166
8	59.836		14:08:52.002
9	1:00.430	+0.594	14:09:52.432
10	59.856	+0.020	14:10:52.288
11	59.895	+0.059	14:11:52.183
12	1:00.508	+0.672	14:12:52.691

(14) Moritz Wiskirchen

1	1:04.543	+5.006	14:01:49.346
2	1:00.879	+1.342	14:02:50.225
3	1:00.148	+0.611	14:03:50.373
4	1:00.216	+0.679	14:04:50.589
5	59.935	+0.398	14:05:50.524
6	1:01.168	+1.631	14:06:51.692
7	1:00.364	+0.827	14:07:52.056
8	59.793	+0.256	14:08:51.849
9	1:01.243	+1.706	14:09:53.092
10	1:00.359	+0.822	14:10:53.451
11	59.537		14:11:52.988
12	1:00.165	+0.628	14:12:53.153

(78) Christian Wilken

1	1:05.625	+5.925	14:01:50.139
2	1:01.083	+1.383	14:02:51.222
3	59.700		14:03:50.922
4	59.918	+0.218	14:04:50.840
5	59.927	+0.227	14:05:50.767
6	1:01.344	+1.644	14:06:52.111
7	1:00.354	+0.654	14:07:52.465
8	59.707	+0.007	14:08:52.172
9	1:00.414	+0.714	14:09:52.586
10	1:00.036	+0.336	14:10:52.622
11	1:00.458	+0.758	14:11:53.080
12	1:00.308	+0.608	14:12:53.388

(4) Devin Kimm

1	1:22.734	+23.347	14:02:06.960
2	59.936	+0.549	14:03:06.896
3	59.511	+0.124	14:04:06.407
4	59.387		14:05:05.794
5	59.549	+0.162	14:06:05.343
6	59.807	+0.420	14:07:05.150

Runde	Rundenzeit	Diff.	Tageszeit
7	59.693	+0.306	14:08:04.843
8	59.703	+0.316	14:09:04.546
9	59.480	+0.093	14:10:04.026
10	1:00.272	+0.885	14:11:04.298
11	1:00.853	+1.466	14:12:05.151
12	59.459	+0.072	14:13:04.610

(11) Kevin Schmidt

1	1:05.806	+5.328	14:01:51.674
2	1:01.423	+0.945	14:02:53.097
3	1:01.209	+0.731	14:03:54.306
4	1:01.207	+0.729	14:04:55.513
5	1:01.392	+0.914	14:05:56.905
6	1:01.499	+1.021	14:06:58.404
7	1:01.300	+0.822	14:07:59.704
8	1:01.064	+0.586	14:09:00.768
9	1:01.786	+1.308	14:10:02.554
10	1:01.460	+0.982	14:11:04.014
11	1:01.079	+0.601	14:12:05.093
12	1:00.478		14:13:05.571

(36) Isabell Brosselt

1	1:26.884	+26.561	14:02:11.317
2	1:00.821	+0.498	14:03:12.138
3	1:00.323		14:04:12.461
4	1:00.371	+0.048	14:05:12.832
5	1:00.350	+0.027	14:06:13.182
6	1:00.550	+0.227	14:07:13.732
7	1:00.688	+0.365	14:08:14.420
8	1:00.621	+0.298	14:09:15.041
9	1:01.734	+1.411	14:10:16.775
10	1:00.969	+0.646	14:11:17.744
11	1:01.013	+0.690	14:12:18.757
12	1:00.803	+0.480	14:13:19.560

(79) Jonas Wagner

1	1:03.443	+4.522	14:01:47.507
2	1:00.038	+1.117	14:02:47.545
3	58.921		14:03:46.466
4	59.196	+0.275	14:04:45.662
5	59.773	+0.852	14:05:45.435
6	1:02.107	+3.186	14:06:47.542

(20) Niklas Koch

1	1:02.335	+3.150	14:01:45.084
2	59.496	+0.311	14:02:44.580
3	59.285	+0.100	14:03:43.865
4	59.752	+0.567	14:04:43.617
5	59.185		14:05:42.802

(31) Felix Arndt

1	1:01.946	+3.198	14:01:45.468
2	59.846	+1.098	14:02:45.314
3	58.877	+0.129	14:03:44.191
4	1:00.199	+1.451	14:04:44.390
5	58.748		14:05:43.138

Ergebnisse vorbehaltlich der techn. und sportl. Nachuntersuchung!

Orbits

Zeitnahme: CAMP-COMPANY, Obmann: Ernst Willems, Trierweiler

Rennleiter: Dominik Rösch, Ingelheim

Aushang: \_\_\_\_\_ h \_\_\_\_\_ - ADAC Reg. Nr. 706/16

Gedruckt: 26.06.2016 14:13:55

WAKC-ADAC Kart Cup Rübenaach

X30 Junioren

Hunsrückring Hahn 1,377 Km

2.Lauf

26.06.2016 16:20

Rennen (12 Runden)

14	20	31
	27	28
13	36	79
	25	26
12	4	11
	23	24
11	14	78
	21	22
10	309	315
	19	20
9	9	10
	17	18
8	15	28
	15	16
7	332	22
	13	14
6	371	8
	11	12
5	29	2
	9	10
4	307	333
	7	8
3	313	319
	5	6
2	66	7
	3	4
1	3	6
	1	2

POLE POSITION 1



Ergebnisse vorbehaltlich der techn. und sportl. Nachuntersuchung!

Orbits

Zeitnahme: CAMP-COMPANY, Obmann: Ernst Willems, Trierweiler

Rennleiter: Dominik Rösch, Ingelheim

Aushang: \_\_\_\_\_ h \_\_\_\_\_ - ADAC Reg. Nr. 706/16



**WAKC-ADAC Kart Cup Rübenach**

X30 Junioren

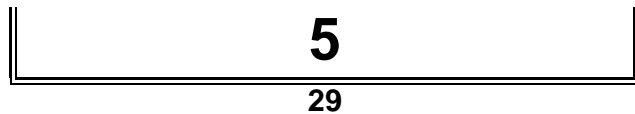
Hunsrückring Hahn 1,377 Km

2.Lauf


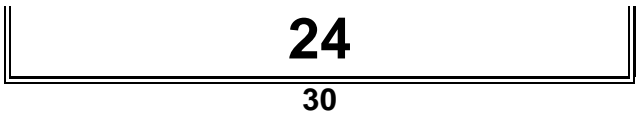
26.06.2016 16:20

Rennen (12 Runden)

**15**



**24**



Ergebnisse vorbehaltlich der techn. und sportl. Nachuntersuchung!

Orbits

Zeitnahme: CAMP-COMPANY, Obmann: Ernst Willems, Trierweiler

Rennleiter: Dominik Rösch, Ingelheim

Aushang: \_\_\_\_\_ h \_\_\_\_\_ - ADAC Reg. Nr. 706/16



**WAKC-ADAC Kart Cup Rübenach**
**X30 Junioren**
**Hunsrückring Hahn 1,377 Km**
**2.Lauf**
**26.06.2016 16:20**
**Rennen (12 Runden) gestartet um 16:17:41**

Pos.	Nr.	Ga	Name	Nat-Wohnort	Fabrikat	Bewerber/Sponsor	Rnd.	Gesamtzeit	Diff.	Beste Zeit	In Rd.	Pkt.
1	3		Philipp Britz	GER-Saarbrücken	Top Kart / IAME	PJM Motorsport / Küs e.V.	12	11:42.628		58.031	8	20
2	6		Marek Schaller	GER-Erdtbrück	Tony / IAME	RMW Motorsport / AMC Wittgenstein B:	12	11:45.101	2.473	58.059	10	18
3	307	Ja	Marcel Weber	GER-Nürtingen	Kosmic / IAME	Kartclub Kerpen / Team Zinner	12	11:46.068	3.440	58.226	10	16
4	313	Ja	Alexander Tauscher	GER-Mitterfels	FaKart / IAME	Lanardi Racing Team	12	11:46.147	3.519	58.271	10	15
5	319	Ja	Andreas Lindner	GER-Deggendorf	MAD Croc/IAME		12	11:50.657	8.029	58.863	4	14
6	2		Michel Boensmann	GER-Wuppertal	Gillard / IAME X:	M.S.R. Team	12	11:52.126	9.498	58.821	12	13
7	22		Louis Thorsten Kulke	GER-Bielefeld	Gillard / IAME	MSC Langenfeld	12	11:53.015	10.387	58.313	7	12
8	333	Ja	Jan Knecht	GER-Reilingen	Tony/IAME	FS Racing/Performance Sinsheim	12	11:53.472	10.844	58.876	7	11
9	29		Jens Schmitt	GER-Bad Münstereifel	CRG / IAME X30	CRG Holland / MSC Adenau	12	11:53.608	10.980	58.813	7	10
10	7		Marcel Schminke	GER-Bad Wildungen	Tony / IAME	MSC Wolfhagen / ADAC Hessen-Thüring	12	11:53.785	11.157	58.095	9	9
11	8		Mika Rausch	GER-Ahlen	DR / IAME X30 J	RRT / Rausch-Racing-Team	12	11:56.937	14.309	58.779	7	8
12	15		Pascal Wiodarczyk	GER-Bad Lauterberg	Tony / IAME X3C	Fuldaer AC / Alijo-Hima-Kart-Team	12	11:58.155	15.527	59.110	11	7
13	9		Louis Klinkhammer	GER-Krombach	Interprid / IAME	MSC Mühlheim e.V. / ADAC Hessen-Thü	12	11:58.435	15.807	59.031	11	6
14	5		Levi O'Dey	GER-Zülpich	Tony / IAME X3C	KSM Racing	12	11:58.514	15.886	58.350	9	5
15	28		Tom Kölsch	GER-Wilnsdorf	Tony / IAME X3C	AMC Burbach / RMW Motorsport	12	11:58.755	16.127	59.075	10	4
16	79	Ja	Jonas Wagner	GER-RochensuBra	OTK / X30	Nordhäuser MSC	12	11:58.951	16.323	58.365	10	3
17	14		Moritz Wiskirchen	GER-Euskirchen	Tony / IAME X3C	RMW Motorsport	12	12:01.641	19.013	59.227	11	2
18	31		Felix Arndt	GER-Wickede	CRG / IAME X30	MSC Blau Gelb Essen / Kartsport Lehne	12	12:01.738	19.110	58.638	9	1
19	20		Niklas Koch	GER-Riedstadt	Gillard / IAME X:	Starkenburger AMC Darmstadt e.V. / AI	12	12:04.773	22.145	58.885	5	1
20	309	Ja	Felix Wischlitzki	GER-Donauwörth	Mad-Croc / IAME	RS-Motorsport	12	12:04.952	22.324	59.177	9	1
21	78	Ja	Christian Wilken	GER-Oldenburg	Exprit/Iame	IM-Racing	12	12:05.446	22.818	59.053	5	1
22	4		Devin Kimm	GER-Wolfhagen	Tony / IAME X3C	MSC Wolfhagen / Kimm Gebäudeservic	12	12:05.597	22.969	59.052	5	1
23	315	Ja	Julian Wannemacher	GER			12	12:07.211	24.583	59.341	4	1
24	332	Ja	Gerrit Hartwig	GER-Kusterdingen	Tony / IAME	AC Fulda	12	12:11.731	29.103	58.748	12	1
25	11		Kevin Schmidt	GER-Schmallenberg	CRG / IAME X30	MSC Schmallenberg	12	12:32.434	49.806	1:01.198	6	1
26	66		Luka-Max Pierschke	GER-Zwingenberg	Kosmic/IAME	Team Zinner/ADAC Team Nordbaden	10	9:56.007	2 Runden	58.159	10	1
Nicht Klassifiziert (75% = 9 Rnd.)												
	371	Ja	Kilian Tabel	GER-Wasserburg	CRG / IAME	CRG TB Racing-Team	7	7:04.139	5 Runden	59.366	5	0
	36		Isabell Brosselt	GER-Vaals	Tony/IAME	RMW Motorsport	5	5:34.318	7 Runden	1:01.941	3	0
	10		Nick Rommershausen	GER-Montabaur	CRG / IAME X30	AMC Arzbach		1.306	12 Runden		0	0
DNS	24		Miroslaw Kravchenko	GER-Krefeld	Mach 1 / IAME X	DS Kartsport / ADAC Nordrhein e.V.			DNS		0	0

**Bemerkungen**

#332: +3s - Korridor

Gestartet: 29 Gewertet: 26 Nicht gewertet: 3

Vorsprung	Ø km/h	Beste Rundenzeit	km/h	Beste Runde von
2.473	84,663	58.031	85,423	3 - Philipp Britz

**Ergebnisse vorbehaltlich der techn. und sportl. Nachuntersuchung!**
**Orbits**

Zeitnahme: CAMP-COMPANY, Obmann: Ernst Willems, Trierweiler

Rennleiter: Dominik Rösch, Ingelheim

Aushang: \_\_\_\_\_ h \_\_\_\_\_ - ADAC Reg. Nr. 706/16

Gedruckt: 26.06.2016 16:31:01

## WAKC-ADAC Kart Cup Rübenaach

X30 Junioren

Hunsrückring Hahn 1,377 Km

2.Lauf

26.06.2016 16:20

Rennen (12 Runden) gestartet um 16:17:41

Runde	Rundenzeit	Diff.	Tageszeit
<b>(3) Philipp Britz</b>			
1	1:00.254	+2.223	16:18:42.225
2	58.992	+0.961	16:19:41.217
3	58.720	+0.689	16:20:39.937
4	58.645	+0.614	16:21:38.582
5	58.321	+0.290	16:22:36.903
6	58.294	+0.263	16:23:35.197
7	58.145	+0.114	16:24:33.342
8	58.031		16:25:31.373
9	58.295	+0.264	16:26:29.668
10	58.300	+0.269	16:27:27.968
11	58.434	+0.403	16:28:26.402
12	58.197	+0.166	16:29:24.599

Runde	Rundenzeit	Diff.	Tageszeit
<b>(6) Marek Schaller</b>			
1	1:00.645	+2.586	16:18:42.667
2	59.363	+1.304	16:19:42.030
3	58.695	+0.636	16:20:40.725
4	58.995	+0.936	16:21:39.720
5	58.440	+0.381	16:22:38.160
6	58.352	+0.293	16:23:36.512
7	58.439	+0.380	16:24:34.951
8	59.033	+0.974	16:25:33.984
9	58.314	+0.255	16:26:32.298
10	58.059		16:27:30.357
11	58.276	+0.217	16:28:28.633
12	58.439	+0.380	16:29:27.072

Runde	Rundenzeit	Diff.	Tageszeit
<b>(307) Marcel Weber</b>			
1	1:00.121	+1.895	16:18:42.422
2	59.420	+1.194	16:19:41.842
3	58.771	+0.545	16:20:40.613
4	58.767	+0.541	16:21:39.380
5	58.368	+0.142	16:22:37.748
6	58.471	+0.245	16:23:36.219
7	58.590	+0.364	16:24:34.809
8	59.278	+1.052	16:25:34.087
9	58.656	+0.430	16:26:32.743
10	58.226		16:27:30.969
11	58.519	+0.293	16:28:29.488
12	58.551	+0.325	16:29:28.039

Runde	Rundenzeit	Diff.	Tageszeit
<b>(313) Alexander Tauscher</b>			
1	1:00.179	+1.908	16:18:42.311
2	59.236	+0.965	16:19:41.547
3	58.869	+0.598	16:20:40.416
4	59.112	+0.841	16:21:39.528
5	58.332	+0.061	16:22:37.860
6	58.495	+0.224	16:23:36.355
7	58.842	+0.571	16:24:35.197
8	58.989	+0.718	16:25:34.186
9	58.642	+0.371	16:26:32.828
10	58.271		16:27:31.099
11	58.684	+0.413	16:28:29.783
12	58.335	+0.064	16:29:28.118

Runde	Rundenzeit	Diff.	Tageszeit
<b>(319) Andreas Lindner</b>			
1	1:01.149	+2.286	16:18:43.427
2	59.131	+0.268	16:19:42.558
3	58.880	+0.017	16:20:41.438
4	58.863		16:21:40.301
5	58.974	+0.111	16:22:39.275
6	58.962	+0.099	16:23:38.237
7	59.014	+0.151	16:24:37.251
8	58.995	+0.132	16:25:36.246

Runde	Rundenzeit	Diff.	Tageszeit
9	59.138	+0.275	16:26:35.384
10	59.060	+0.197	16:27:34.444
11	59.066	+0.203	16:28:33.510
12	59.118	+0.255	16:29:32.628

Runde	Rundenzeit	Diff.	Tageszeit
<b>(2) Michel Boensmann</b>			
1	1:01.745	+2.924	16:18:44.189
2	59.709	+0.888	16:19:43.898
3	59.456	+0.635	16:20:43.354
4	59.235	+0.414	16:21:42.589
5	59.144	+0.323	16:22:41.733
6	59.010	+0.189	16:23:40.743
7	58.869	+0.048	16:24:39.612
8	58.840	+0.019	16:25:38.452
9	58.992	+0.171	16:26:37.444
10	58.823	+0.002	16:27:36.267
11	59.009	+0.188	16:28:35.276
12	58.821		16:29:34.097

Runde	Rundenzeit	Diff.	Tageszeit
<b>(22) Louis Thorsten Kulke</b>			
1	1:01.612	+3.299	16:18:44.498
2	59.690	+1.377	16:19:44.188
3	1:00.363	+2.050	16:20:44.551
4	59.530	+1.217	16:21:44.081
5	59.721	+1.408	16:22:43.802
6	58.829	+0.516	16:23:42.631
7	58.313		16:24:40.944
8	58.449	+0.136	16:25:39.393
9	58.863	+0.550	16:26:38.256
10	58.779	+0.466	16:27:37.035
11	59.167	+0.854	16:28:36.202
12	58.784	+0.471	16:29:34.986

Runde	Rundenzeit	Diff.	Tageszeit
<b>(333) Jan Knecht</b>			
1	1:01.601	+2.725	16:18:43.964
2	59.767	+0.891	16:19:43.731
3	59.884	+1.008	16:20:43.615
4	59.395	+0.519	16:21:43.010
5	59.236	+0.360	16:22:42.246
6	58.900	+0.024	16:23:41.146
7	58.876		16:24:40.022
8	58.966	+0.090	16:25:38.988
9	58.914	+0.038	16:26:37.902
10	59.012	+0.136	16:27:36.914
11	59.047	+0.171	16:28:35.961
12	59.482	+0.606	16:29:35.443

Runde	Rundenzeit	Diff.	Tageszeit
<b>(29) Jens Schmitt</b>			
1	1:01.878	+3.065	16:18:44.329
2	59.700	+0.887	16:19:44.029
3	1:00.246	+1.433	16:20:44.275
4	58.966	+0.153	16:21:43.241
5	59.122	+0.309	16:22:42.363
6	58.995	+0.182	16:23:41.358
7	58.813		16:24:40.171
8	58.980	+0.167	16:25:39.151
9	58.843	+0.030	16:26:37.994
10	59.240	+0.427	16:27:37.234
11	59.041	+0.228	16:28:36.275
12	59.304	+0.491	16:29:35.579

Runde	Rundenzeit	Diff.	Tageszeit
<b>(7) Marcel Schminke</b>			
1	1:04.145	+6.050	16:18:46.334
2	59.878	+1.783	16:19:46.212
3	59.066	+0.971	16:20:45.278
4	59.575	+1.480	16:21:44.853

Runde	Rundenzeit	Diff.	Tageszeit
5	59.146	+1.051	16:22:43.999
6	59.472	+1.377	16:23:43.471
7	59.690	+1.595	16:24:43.161
8	58.928	+0.833	16:25:42.089
9	58.095		16:26:40.184
10	58.146	+0.051	16:27:38.330
11	58.641	+0.546	16:28:36.971
12	58.785	+0.690	16:29:35.756

Runde	Rundenzeit	Diff.	Tageszeit
<b>(8) Mika Rausch</b>			
1	1:03.268	+4.489	16:18:46.069
2	1:00.567	+1.788	16:19:46.636
3	59.561	+0.782	16:20:46.197
4	58.854	+0.075	16:21:45.051
5	1:00.269	+1.490	16:22:45.320
6	59.368	+0.589	16:23:44.688
7	58.779		16:24:43.467
8	59.094	+0.315	16:25:42.561
9	58.864	+0.085	16:26:41.425
10	59.057	+0.278	16:27:40.482
11	59.195	+0.416	16:28:39.677
12	59.231	+0.452	16:29:38.908

Runde	Rundenzeit	Diff.	Tageszeit
<b>(15) Pascal Włodarczyk</b>			
1	1:03.222	+4.112	16:18:45.966
2	1:00.087	+0.977	16:19:46.053
3	59.156	+0.046	16:20:45.209
4	59.573	+0.463	16:21:44.782
5	1:00.276	+1.166	16:22:45.058
6	59.875	+0.765	16:23:44.933
7	59.266	+0.156	16:24:44.199
8	59.340	+0.230	16:25:43.539
9	59.193	+0.083	16:26:42.732
10	59.144	+0.034	16:27:41.876
11	59.110		16:28:40.986
12	59.140	+0.030	16:29:40.126

Runde	Rundenzeit	Diff.	Tageszeit
<b>(9) Louis Klinkhammer</b>			
1	1:03.639	+4.608	16:18:46.482
2	1:00.042	+1.011	16:19:46.524
3	59.839	+0.808	16:20:46.363
4	59.779	+0.748	16:21:46.142
5	59.299	+0.268	16:22:45.441
6	59.562	+0.531	16:23:45.003
7	59.339	+0.308	16:24:44.342
8	59.386	+0.355	16:25:43.728
9	59.265	+0.234	16:26:42.993
10	59.054	+0.023	16:27:42.047
11	59.031		16:28:41.078
12	59.328	+0.297	16:29:40.406

Runde	Rundenzeit	Diff.	Tageszeit
<b>(5) Levi O'Dey</b>			
1	1:04.545	+6.195	16:18:48.551
2	1:00.556	+2.206	16:19:49.107
3	59.798	+1.448	16:20:48.905
4	58.978	+0.628	16:21:47.883
5	58.992	+0.642	16:22:46.875
6	59.441	+1.091	16:23:46.316
7	59.024	+0.674	16:24:45.340
8	59.512	+1.162	16:25:44.852
9	58.350		16:26:43.202
10	59.182	+0.832	16:27:42.384
11	59.051	+0.701	16:28:41.435
12	59.050	+0.700	16:29:40.485

Runde	Rundenzeit	Diff.	Tageszeit
<b>(28) Tom Kölsch</b>			

Ergebnisse vorbehaltlich der techn. und sportl. Nachuntersuchung!

Orbits

Zeitnahme: CAMP-COMPANY, Obmann: Ernst Willems, Trierweiler

Rennleiter: Dominik Rösch, Ingelheim

Aushang: \_\_\_\_\_ h \_\_\_\_\_ - ADAC Reg. Nr. 706/16

Gedruckt: 26.06.2016 16:31:23

## WAKC-ADAC Kart Cup Rübenaach

X30 Junioren

Hunsrückring Hahn 1,377 Km

2.Lauf

26.06.2016 16:20

Rennen (12 Runden) gestartet um 16:17:41

Runde	Rundenzeit	Diff.	Tageszeit
1	1:03.640	+4.565	16:18:46.657
2	1:00.121	+1.046	16:19:46.778
3	1:00.014	+0.939	16:20:46.792
4	59.456	+0.381	16:21:46.248
5	59.349	+0.274	16:22:45.597
6	59.496	+0.421	16:23:45.093
7	59.397	+0.322	16:24:44.490
8	59.411	+0.336	16:25:43.901
9	59.125	+0.050	16:26:43.026
10	59.075		16:27:42.101
11	59.100	+0.025	16:28:41.201
12	59.525	+0.450	16:29:40.726

(79) Jonas Wagner

1	1:03.936	+5.571	16:18:48.164
2	1:00.138	+1.773	16:19:48.302
3	59.663	+1.298	16:20:47.965
4	59.618	+1.253	16:21:47.583
5	59.101	+0.736	16:22:46.684
6	58.827	+0.462	16:23:45.511
7	59.774	+1.409	16:24:45.285
8	1:00.174	+1.809	16:25:45.459
9	59.129	+0.764	16:26:44.588
10	58.365		16:27:42.953
11	58.774	+0.409	16:28:41.727
12	59.195	+0.830	16:29:40.922

(14) Moritz Wiskirchen

1	1:04.523	+5.296	16:18:47.668
2	1:00.252	+1.025	16:19:47.920
3	59.804	+0.577	16:20:47.724
4	59.476	+0.249	16:21:47.200
5	59.317	+0.090	16:22:46.517
6	59.746	+0.519	16:23:46.263
7	59.665	+0.438	16:24:45.928
8	1:00.137	+0.910	16:25:46.065
9	59.374	+0.147	16:26:45.439
10	59.526	+0.299	16:27:44.965
11	59.227		16:28:44.192
12	59.420	+0.193	16:29:43.612

(31) Felix Arndt

1	1:04.676	+6.038	16:18:48.989
2	1:01.033	+2.395	16:19:50.022
3	59.109	+0.471	16:20:49.131
4	59.635	+0.997	16:21:48.766
5	59.052	+0.414	16:22:47.818
6	59.082	+0.444	16:23:46.900
7	59.381	+0.743	16:24:46.281
8	1:00.755	+2.117	16:25:47.036
9	58.638		16:26:45.674
10	59.449	+0.811	16:27:45.123
11	59.175	+0.537	16:28:44.298
12	59.411	+0.773	16:29:43.709

(20) Niklas Koch

1	1:05.662	+6.777	16:18:49.222
2	1:02.121	+3.236	16:19:51.343
3	59.330	+0.445	16:20:50.673
4	59.145	+0.260	16:21:49.818
5	58.885		16:22:48.703
6	59.331	+0.446	16:23:48.034
7	1:00.056	+1.171	16:24:48.090
8	1:00.343	+1.458	16:25:48.433
9	59.086	+0.201	16:26:47.519
10	59.936	+1.051	16:27:47.455

Runde	Rundenzeit	Diff.	Tageszeit
11	59.461	+0.576	16:28:46.916
12	59.828	+0.943	16:29:46.744

(309) Felix Wischlitzki

1	1:02.366	+3.189	16:18:45.367
2	59.512	+0.335	16:19:44.879
3	59.605	+0.428	16:20:44.484
4	59.429	+0.252	16:21:43.913
5	59.826	+0.649	16:22:43.739
6	59.647	+0.470	16:23:43.386
7	59.443	+0.266	16:24:42.829
8	1:06.144	+6.967	16:25:48.973
9	59.177		16:26:48.150
10	59.708	+0.531	16:27:47.858
11	59.290	+0.113	16:28:47.148
12	59.775	+0.598	16:29:46.923

(78) Christian Wilken

1	1:04.657	+5.604	16:18:48.463
2	1:00.571	+1.518	16:19:49.034
3	59.819	+0.766	16:20:48.853
4	59.768	+0.715	16:21:48.621
5	59.053		16:22:47.674
6	59.940	+0.887	16:23:47.614
7	1:00.159	+1.106	16:24:47.773
8	1:00.205	+1.152	16:25:47.978
9	59.349	+0.296	16:26:47.327
10	1:00.054	+1.001	16:27:47.381
11	59.141	+0.088	16:28:46.522
12	1:00.895	+1.842	16:29:47.417

(4) Devin Kimm

1	1:04.765	+5.713	16:18:48.076
2	1:00.769	+1.717	16:19:48.845
3	59.730	+0.678	16:20:48.575
4	59.937	+0.885	16:21:48.512
5	59.052		16:22:47.564
6	1:00.736	+1.684	16:23:48.300
7	1:00.087	+1.035	16:24:48.387
8	1:00.404	+1.352	16:25:48.791
9	59.154	+0.102	16:26:47.945
10	59.747	+0.695	16:27:47.692
11	59.743	+0.691	16:28:47.435
12	1:00.133	+1.081	16:29:47.568

(315) Julian Wannemacher

1	1:03.424	+4.083	16:18:47.007
2	1:00.323	+0.982	16:19:47.330
3	59.938	+0.597	16:20:47.268
4	59.341		16:21:46.609
5	59.410	+0.069	16:22:46.019
6	59.397	+0.056	16:23:45.416
7	59.791	+0.450	16:24:45.207
8	1:00.150	+0.809	16:25:45.357
9	1:00.739	+1.398	16:26:46.096
10	1:03.539	+4.198	16:27:49.635
11	59.788	+0.447	16:28:49.423
12	59.759	+0.418	16:29:49.182

(332) Gerrit Hartwig

1	1:05.090	+6.342	16:18:47.772
2	1:00.230	+1.482	16:19:48.002
3	59.832	+1.084	16:20:47.834
4	59.473	+0.725	16:21:47.307
5	59.308	+0.560	16:22:46.615
6	59.809	+1.061	16:23:46.424

Runde	Rundenzeit	Diff.	Tageszeit
7	59.588	+0.840	16:24:46.012
8	1:00.124	+1.376	16:25:46.136
9	59.400	+0.652	16:26:45.536
10	1:07.412	+8.664	16:27:52.948
11	59.006	+0.258	16:28:51.954
12	58.748		16:29:50.702

(11) Kevin Schmidt

1	1:04.899	+3.701	16:18:48.910
2	1:02.338	+1.140	16:19:51.248
3	1:07.634	+6.436	16:20:58.882
4	1:01.732	+0.534	16:22:00.614
5	1:01.792	+0.594	16:23:02.406
6	1:01.198		16:24:03.604
7	1:01.419	+0.221	16:25:05.023
8	1:01.852	+0.654	16:26:06.875
9	1:01.907	+0.709	16:27:08.782
10	1:01.991	+0.793	16:28:10.773
11	1:02.059	+0.861	16:29:12.832
12	1:01.573	+0.375	16:30:14.405

(66) Luka-Max Pierschke

1	1:03.047	+4.888	16:18:47.272
2	59.689	+1.530	16:19:46.961
3	59.633	+1.474	16:20:46.594
4	59.080	+0.921	16:21:45.674
5	59.454	+1.295	16:22:45.128
6	58.516	+0.357	16:23:43.644
7	59.288	+1.129	16:24:42.932
8	58.563	+0.404	16:25:41.495
9	58.324	+0.165	16:26:39.819
10	58.159		16:27:37.978

(371) Kilian Tabel

1	1:04.535	+5.169	16:18:47.123
2	1:01.001	+1.635	16:19:48.124
3	1:00.154	+0.788	16:20:48.278
4	59.495	+0.129	16:21:47.773
5	59.366		16:22:47.139
6	59.516	+0.150	16:23:46.655
7	59.455	+0.089	16:24:46.110

(36) Isabell Brosselt

1	1:06.122	+4.181	16:18:49.581
2	1:02.340	+0.399	16:19:51.921
3	1:01.941		16:20:53.862
4	1:02.560	+0.619	16:21:56.422
5	1:19.867	+17.926	16:23:16.289

Ergebnisse vorbehaltlich der techn. und sportl. Nachuntersuchung!

Orbits

Zeitnahme: CAMP-COMPANY, Obmann: Ernst Willems, Trierweiler

Rennleiter: Dominik Rösch, Ingelheim

Aushang: \_\_\_\_\_ h \_\_\_\_\_ - ADAC Reg. Nr. 706/16

Gedruckt: 26.06.2016 16:31:23



**WAKC-ADAC Kart Cup Rübenaach**
**X30 Junioren**
**Hunsrückring Hahn 1,377 Km**
**Tageswertung**

Pos.	Nr.	Nachname	Vorname	Bewerber/Sponsor	Fabrikat	R1	R2	Gesamtpunktzahl
1	3	Britz	Philipp	PJM Motorsport / Küs e.V.	Top Kart / IAME X30 Jun.	20	20	40
2	6	Schaller	Marek	RMW Motorsport / AMC Wittgenste	Tony / IAME	18	18	36
3	313	Tauscher	Alexander	Lanardi Racing Team	FaKart / IAME	14	15	29
4	307	Weber	Marcel	Kartclub Kerpen / Team Zinner	Kosmic / IAME	12	16	28
5	319	Lindner	Andreas		MAD Croc/IAME	13	14	27
6	7	Schminke	Marcel	MSC Wolfhagen / ADAC Hessen-Th	Tony / IAME	15	9	24
7	333	Knecht	Jan	FS Racing/Performance Sinsheim	Tony/IAME	11	11	22
8	2	Boensmann	Michel	M.S.R. Team	Gillard / IAME X30 Jun.	9	13	22
9	29	Schmitt	Jens	CRG Holland / MSC Adenau	CRG / IAME X30 Jun.	10	10	20
10	66	Pierschke	Luka-Max	Team Zinner/ADAC Team Nordbade	Kosmic/IAME	16	1	17
11	22	Kulke	Louis Thorsten	MSC Langenfeld	Gillard / IAME	5	12	17
12	8	Rausch	Mika	RRT / Rausch-Racing-Team	DR / IAME X30 Jun.	7	8	15
13	15	Wlodarczyk	Pascal	Fuldaer AC / Alljo-Hima-Kart-Team	Tony / IAME X30 Jun.	4	7	11
14	371	Tabel	Kilian	CRG TB Racing-Team	CRG / IAME	8	0	8
15	9	Klinkhammer	Louis	MSC Mühlheim e.V. / ADAC Hessen	Interpid / IAME X30 Jun.	2	6	8
16	28	Kölsch	Tom	AMC Burbach / RMW Motorsport	Tony / IAME X30 Jun.	3	4	7
17	332	Hartwig	Gerrit	AC Fulda	Tony / IAME	6	1	7
18	5	O`Dey	Levi	KSM Racing	Tony / IAME X30 Jun.	0	5	5
19	79	Wagner	Jonas	Nordhäuser MSC	OTK / X30	0	3	3
20	14	Wiskirchen	Moritz	RMW Motorsport	Tony / IAME X30	1	2	3
21	309	Wischlitzki	Felix	RS-Motorsport	Mad-Croc / IAME	1	1	2
22	4	Kimm	Devin	MSC Wolfhagen / Kimm Gebäudese	Tony / IAME X30 Jun.	1	1	2
23	78	Wilken	Christian	IM-Racing	Exprit/Iame	1	1	2
24	315	Wannemacher	Julian			1	1	2
25	11	Schmidt	Kevin	MSC Schmallenberg	CRG / IAME X30 Jun.	1	1	2
26	31	Arndt	Felix	MSC Blau Gelb Essen / Kartsport Le	CRG / IAME X30	0	1	1
27	20	Koch	Niklas	Starkenburger AMC Darmstadt e.V.	Gillard / IAME X30 Jun.	0	1	1
28	10	Rommershausen	Nick	AMC Arzbach	CRG / IAME X30 Jun.	1	0	1
29	36	Brosselt	Isabell	RMW Motorsport	Tony/IAME	1	0	1
WA	24	Kravchenko	Miroslaw	DS Kartsport / ADAC Nordrhein e.V	Mach 1 / IAME X30 Jun.	0	0	0

**Ergebnisse vorbehaltlich der techn. und sportl. Nachuntersuchung!**
**Orbits**
**Zeitnahme: CAMP-COMPANY, Obmann: Ernst Willems, Trierweiler**
**Rennleiter: Dominik Rösch, Ingelheim**
**Aushang: \_\_\_\_\_ h \_\_\_\_\_ - ADAC Reg. Nr. 706/16**
**Gedruckt: 26.06.2016 16:32:56**

