



Int. ADAC MX Masters Fürstlich Drehna

Klasse 2 Youngster Cup

Fürstlich Drehna 1,650 Km

Practice odd numbers

23.04.2016 09:00

Practice (25:00 Time) started at 9:01:28

Pos	No.	Name	FNM	Nat/Hometown	Trademark	Entrant / Team	Laps	Best Tm	Diff	In Lap	km/h
1	83	Nathan Renkens	FMB	BEL/ Sassenburg	KTM	WZ Racing	8	1:46.819		3	55,608
2	595	Cedric Grobben	FMB	BEL/ Opglabbeek	KTM	KTM Sarholz Racing Team	10	1:47.760	0.941	10	55,122
3	33	Kade Tinkler	FMI	CAN/ Medicina	KAWASAKI	Sturm Racing Team	9	1:48.171	1.352	7	54,913
4	329	Luca Nijenhuis	DMSB	NED/ heerde	KAWASAKI	Monster Energy Kawasaki Elf Team Pfeil	9	1:48.396	1.577	6	54,799
5	147	Miro Sihvonen	SML	FIN/ Vantaa	KTM	DIGA JUNIOR RACING TEAM	8	1:48.775	1.956	5	54,608
6	17	Stefan Ekerold	DMSB	GER/ Weiskirchen	HUSQVARNA	Bodo Schmidt Motorsport	10	1:48.895	2.076	6	54,548
7	977	Tomas Kohut	SMF	SVK/ Rudina	KTM	KTM Kosak Racing Team	10	1:49.315	2.496	2	54,338
8	555	Artem Guryev	MFR	RUS/ sassenburg	KTM		8	1:49.651	2.832	4	54,172
9	411	Gabriel Chetnicki	PZM	POL/ Zebrydowic	KTM		9	1:49.852	3.033	8	54,073
10	227	Vincent Gallwitz	DMSB	GER/ Rheinberg	KTM	KTM Sarholz Racing Team	9	1:49.944	3.125	2	54,028
11	317	Nico Müller	DMSB	GER/ Bruchsal	HONDA	KMP-Honda-Repsol-Racing	10	1:49.950	3.131	4	54,025
12	273	Yannick Heylen	FMB	BEL/ Zemst	KTM		9	1:50.009	3.190	8	53,996
13	377	Martin Krc	ACCR	CZE/ Šternberk	KTM	Sturm Racing Team	10	1:50.022	3.203	10	53,989
14	957	Nico Seiler	FMS	SUI/ Lütisburg	KTM	Marxparts by Motocenter Hegau	9	1:50.113	3.294	6	53,945
15	189	Mika Kordbarlag	DMSB	GER/ Schloß Holte	SUZUKI	Team DIGA Procross	10	1:50.392	3.573	5	53,808
16	251	Ignatii Lopatin	MFR	RUS/ sassenburg	KTM		8	1:50.680	3.861	3	53,668
17	435	Sam Korneliussen	DMU	DEN/ Aalborg SV	KAWASAKI	KAWASAKI DANMARK	7	1:50.949	4.130	6	53,538
18	201	Stefanos Stefanidis	DMSB	GER/ 47495	HONDA	KMP-Honda-Repsol-Racing	10	1:51.549	4.730	4	53,250
19	347	Johannes Klein	OeAMTC	AUT/ steyr	KTM	Cofain KTM Zauner	9	1:51.562	4.743	6	53,244
20	505	Maciek Wieckowski	PZM	POL/ Motyer	SUZUKI	Team DIGA-Procross	9	1:52.098	5.279	6	52,989
21	707	Rico Siebert	DMSB	GER/ Calw	KTM	KTM Kosak Racing Team	8	1:52.372	5.553	6	52,860
22	931	Marco Fleissig	DMSB	GER/ Dietenheim	KTM	KTM Kosak Racing Team	9	1:52.553	5.734	5	52,775
23	237	Marco Hummel	DMSB	GER/ 78315	HONDA	Motorrad Waldmann	10	1:53.011	6.192	5	52,561
24	297	Joey Rock	DMSB	GER/ Schnelldorf	YAMAHA	JWD Ferrotherm	9	1:53.102	6.283	3	52,519
25	239	Lion Florian	DMSB	GER/ Erding	KTM	MSC Freisinger Bär	9	1:53.267	6.448	5	52,442
26	275	Petr Polak	ACCR	CZE/ Klatovy	KTM	DIGA JUNIOR RACING TEAM	8	1:53.844	7.025	6	52,177
27	245	Mads Rasmussen	DMU	DEN/ Odder	SUZUKI		10	1:53.981	7.162	3	52,114
28	235	Adrian Panyr	DMSB	GER/ Nordhorn	KTM	MXshop-Vorrink MX Racing Team	8	1:54.289	7.470	5	51,974
29	989	Imre Varga	MAMS	HUN/ Gyor	KTM	Team HTS KTM	9	1:54.329	7.510	9	51,955
30	985	Benedikt Gödtner	DMSB	GER/ Hennef	KTM	Falcon Motorsports	10	1:54.751	7.932	6	51,764
31	531	Florian Hellrigl	OeAMTC	AUT/ Telfs	HUSQVARNA	MB Motors Racing	9	1:55.259	8.440	9	51,536
32	331	Loris Freidig	FMS	SUI/ Sumiswald	HUSQVARNA	HFour MX Raceland Team	8	1:55.527	8.708	3	51,417
33	515	Mark Kiss	MAMS	HUN/ Tolna	KTM	Team HTS KTM	8	1:56.185	9.366	4	51,125
34	107	Jakub Barczewski	PZM	POL/ 87-617	KTM		9	1:56.285	9.466	3	51,081
35	47	Jonas Oerter	DMSB	GER/ Burbach	KAWASAKI	Monster Energy Kawasaki Elf Team Pfeil	7	1:56.618	9.799	7	50,936
36	527	Ben Kobbelt	DMSB	GER/ 16341	KTM	ADAC Berlin-Brandenburg / KTM GST Be	9	1:56.902	10.083	7	50,812
37	753	Flavio Wolf	FMS	SUI/ Neudorf	YAMAHA	HFour MX Raceland Team	9	1:57.160	10.341	5	50,700
38	641	Stephan Lüscher	FMS	SUI/ Seengen	KAWASAKI	HFour MX Raceland Team	8	1:57.655	10.836	3	50,487
39	111	Niclas Flemmerer	DMSB	GER/ Berching	KTM	KTM Kosak Racing Team / ADAC Nordba	8	1:57.818	10.999	4	50,417
40	921	Mico Valtingojer	DMSB	GER/ Welver	YAMAHA	STC Racing	9	1:58.553	11.734	6	50,104
41	765	Mic Raditsch	DMSB	GER/ Euerbach	KTM	ADAC TEAM Nordbayern e.V.	8	1:58.718	11.899	4	50,035
42	79	Jaap Corneth	KNMV	NED/ Baarlo	YAMAHA		3	1:59.007	12.188	2	49,913
43	103	Luca Pepe Menger	DMSB	GER/ Gotha	KTM	ADAC Hessen-Thüringen e.V	7	1:59.425	12.606	4	49,738

Official Timing www.camp-company.de / www.motorsport-events.se

Orbits

Timekeeping Steffen Kirchhof:

Clerk of the course Christoph Kunze:

Jury President Olaf Noack:

Reg. Nr MX 31/16

www.mylaps.com

Licensed to: Camp Company

Printed: 23.04.2016 09:30:46

posted at: h

Page 1/2



Int. ADAC MX Masters Fürstlich Drehna

Klasse 2 Youngster Cup

Fürstlich Drehna 1,650 Km

Practice odd numbers

23.04.2016 09:00

Practice (25:00 Time) started at 9:01:28

Pos	No.	Name	FNM	Nat/Hometown	Trademark	Entrant / Team	Laps	Best Tm	Diff	In Lap	km/h
44	181	Fabian Bittel	DMSB	GER/ 90768	SUZUKI	Dennert Racing / MJ Sport / ADAC Nordl	8	2:02.461	15.642	4	48,505



Int. ADAC MX Masters Fürstlich Drehna

Klasse 2 Youngster Cup

Fürstlich Drehna 1,650 Km

Practice odd numbers

23.04.2016 09:00

Practice (25:00 Time) started at 9:01:28

Lap	Time of Day	Lap Tm	S1 Tm	S2 Tm	Lap	Time of Day	Lap Tm	S1 Tm	S2 Tm
(83) Nathan Renkens					(977) Tomas Kohut				
1	9:09:39.422	2:21.067	1:01.219	1:19.848	1	9:08:49.063	1:58.259	55.343	1:02.916
2	9:11:45.374	2:05.952	55.472	1:10.480	2	9:10:38.378	1:49.315	50.976	58.339
3	9:13:32.193	1:46.819	50.134	56.685	3	9:12:27.871	1:49.493	50.781	58.712
4	9:18:06.889	4:34.696	3:31.266	1:03.430	4	9:15:40.833	3:12.962	2:01.550	1:11.412
5	9:19:54.353	1:47.464	50.746	56.718	5	9:17:43.614	2:02.781	51.176	1:11.605
6	9:23:15.788	3:21.435	2:17.762	1:03.673	6	9:19:34.634	1:51.020	51.498	59.522
7	9:25:04.342	1:48.554	51.371	57.183	7	9:22:16.483	2:41.849	1:32.560	1:09.289
8	9:27:23.632	2:19.290	1:11.355	1:07.935	8	9:24:19.378	2:02.895	52.764	1:10.131
(595) Cedric Grobбен					9	9:26:10.593	1:51.215	51.872	59.343
1	9:09:37.382	2:13.757	58.942	1:14.815	10	9:30:11.042	4:00.449	2:45.529	1:14.920
2	9:11:29.795	1:52.413	53.403	59.010	(555) Artem Guryev				
3	9:13:43.458	2:13.663	52.011	1:21.652	1	9:10:08.253	2:08.493	1:01.120	1:07.373
4	9:15:31.365	1:47.907	50.602	57.305	2	9:12:09.731	2:01.478	57.247	1:04.231
5	9:17:34.533	2:03.168	53.932	1:09.236	3	9:14:09.800	2:00.069	58.747	1:01.322
6	9:20:12.926	2:38.393	1:08.789	1:29.604	4	9:15:59.451	1:49.651	51.779	57.872
7	9:22:00.729	1:47.803	50.960	56.843	5	9:18:16.829	2:17.378	1:06.205	1:11.173
8	9:23:50.058	1:49.329	51.241	58.088	6	9:23:18.162	5:01.333	3:56.364	1:04.969
9	9:25:50.748	2:00.690	58.645	1:02.045	7	9:25:19.145	2:00.983	55.040	1:05.943
10	9:27:38.508	1:47.760	50.997	56.763	8	9:27:15.004	1:55.859	51.412	1:04.447
(33) Kade Tinkler					(411) Gabriel Chetnicki				
1	9:08:52.201	2:01.897	1:00.601	1:01.296	1	9:09:16.822	2:09.908	1:02.652	1:07.256
2	9:10:41.271	1:49.070	51.864	57.206	2	9:11:24.057	2:07.235	58.961	1:08.274
3	9:12:46.168	2:04.897	1:05.273	59.624	3	9:13:16.836	1:52.779	53.561	59.218
4	9:14:35.777	1:49.609	51.238	58.371	4	9:15:42.674	2:25.838	1:07.295	1:18.543
5	9:16:23.975	1:48.198	51.263	56.935	5	9:17:45.565	2:02.891	51.926	1:10.965
6	9:20:31.881	4:07.906	2:58.936	1:08.970	6	9:19:35.601	1:50.036	51.961	58.075
7	9:22:20.052	1:48.171	51.277	56.894	7	9:21:57.284	2:21.683	1:08.986	1:12.697
8	9:24:37.170	2:17.118	1:09.866	1:07.252	8	9:23:47.136	1:49.852	51.287	58.565
9	9:27:09.938	2:32.768	1:15.265	1:17.503	9	9:27:41.704	3:54.568	2:37.885	1:16.683
(329) Luca Nijenhuis					(227) Vincent Gallwitz				
1	9:08:59.116	2:08.408	1:01.729	1:06.679	1	9:08:50.568	1:58.884	56.209	1:02.675
2	9:10:57.210	1:58.094	55.083	1:03.011	2	9:10:40.512	1:49.944	51.657	58.287
3	9:12:54.249	1:57.039	54.813	1:02.226	3	9:12:31.879	1:51.367	52.817	58.550
4	9:14:44.529	1:50.280	51.236	59.044	4	9:14:22.002	1:50.123	52.108	58.015
5	9:16:56.662	2:12.133	59.488	1:12.645	5	9:17:59.058	3:37.056	2:23.888	1:13.168
6	9:18:45.058	1:48.396	50.801	57.595	6	9:19:53.804	1:54.746	53.102	1:01.644
7	9:20:34.670	1:49.612	51.097	58.515	7	9:21:45.628	1:51.824	52.950	58.874
8	9:25:00.316	4:25.646	2:59.810	1:25.836	8	9:25:13.500	3:27.872	2:19.234	1:08.638
9	9:26:50.568	1:50.252	51.510	58.742	9	9:27:09.010	1:55.510	54.110	1:01.400
(147) Miro Sihvonen					(317) Nico Müller				
1	9:08:45.926	1:58.017	55.002	1:03.015	1	9:09:01.130	2:07.762	1:01.001	1:06.761
2	9:10:43.607	1:57.681	52.433	1:05.248	2	9:10:58.283	1:57.153	54.766	1:02.387
3	9:12:47.271	2:03.664	1:00.804	1:02.860	3	9:12:58.676	2:00.393	57.110	1:03.283
4	9:17:27.788	4:40.517	3:36.461	1:04.056	4	9:14:48.626	1:49.950	51.962	57.988
5	9:19:16.563	1:48.775	51.332	57.443	5	9:17:02.855	2:14.229	58.193	1:16.036
6	9:21:33.766	2:17.203	1:07.609	1:09.594	6	9:18:53.020	1:50.165	52.187	57.978
7	9:23:22.856	1:49.090	51.659	57.431	7	9:21:06.286	2:13.266	1:04.599	1:08.667
8	9:27:18.108	3:55.252	2:44.870	1:10.382	8	9:23:22.683	2:16.397	1:05.044	1:11.353
(17) Stefan Ekerold					9	9:25:15.733	1:53.050	52.663	1:00.387
1	9:09:09.245	2:01.198	57.803	1:03.395	10	9:28:55.300	3:39.567	2:30.681	1:08.886
2	9:11:03.220	1:53.975	53.984	59.991	(273) Yannick Heylen				
3	9:12:54.461	1:51.241	52.233	59.008	1	9:09:43.814	2:10.203	1:01.302	1:08.901
4	9:14:44.748	1:50.287	52.913	57.374	2	9:12:02.110	2:18.296	55.388	1:22.908
5	9:16:34.529	1:49.781	51.657	58.124	3	9:14:20.656	2:18.546	1:09.958	1:08.588
6	9:18:23.424	1:48.895	50.983	57.912	4	9:17:49.868	3:29.212	2:19.066	1:10.146
7	9:20:24.837	2:01.413	54.651	1:06.762	5	9:19:39.931	1:50.063	51.212	58.851
8	9:24:07.171	3:42.334	2:40.546	1:01.788	6	9:21:31.845	1:51.914	52.235	59.679
9	9:26:02.386	1:55.215	54.285	1:00.930	7	9:23:45.480	2:13.635	1:05.391	1:08.244
10	9:27:53.137	1:50.751	52.223	58.528	8	9:25:35.489	1:50.009	51.265	58.744



Int. ADAC MX Masters Fürstlich Drehna

Klasse 2 Youngster Cup

Fürstlich Drehna 1,650 Km

Practice odd numbers

23.04.2016 09:00

Practice (25:00 Time) started at 9:01:28

Lap	Time of Day	Lap Tm	S1 Tm	S2 Tm	Lap	Time of Day	Lap Tm	S1 Tm	S2 Tm
9	9:27:47.517	2:12.028	59.443	1:12.585	10	9:28:09.284	1:54.538	53.385	1:01.153
(377) Martin Krc					(347) Johannes Klein				
1	9:09:13.773	2:16.712	1:04.016	1:12.696	1	9:09:03.900	2:11.340	1:01.412	1:09.928
2	9:11:47.998	2:34.225	1:32.131	1:02.094	2	9:11:16.134	2:12.234	1:00.789	1:11.445
3	9:13:45.619	1:57.621	57.735	59.886	3	9:13:31.800	2:15.666	1:10.124	1:05.542
4	9:15:35.997	1:50.378	51.903	58.475	4	9:15:27.074	1:55.274	53.786	1:01.488
5	9:17:44.381	2:08.384	57.572	1:10.812	5	9:18:34.959	3:07.885	2:04.393	1:03.492
6	9:19:34.953	1:50.572	51.944	58.628	6	9:20:26.521	1:51.562	52.367	59.195
7	9:21:40.597	2:05.644	59.629	1:06.015	7	9:23:31.463	3:04.942	1:51.554	1:13.388
8	9:23:31.292	1:50.695	52.274	58.421	8	9:25:34.894	2:03.431	58.028	1:05.403
9	9:25:44.251	2:12.959	1:01.912	1:11.047	9	9:27:27.427	1:52.533	53.060	59.473
10	9:27:34.273	1:50.022	51.837	58.185	(505) Maciek Wieckowski				
(957) Nico Seiler					1	9:09:25.061	2:12.527	1:02.279	1:10.248
1	9:09:11.910	2:10.992	1:01.349	1:09.643	2	9:11:20.873	1:55.812	53.823	1:01.989
2	9:11:12.973	2:01.063	59.228	1:01.835	3	9:13:23.199	2:02.326	55.849	1:06.477
3	9:13:11.265	1:58.292	55.918	1:02.374	4	9:16:16.085	2:52.886	54.127	1:58.759
4	9:15:13.477	2:02.212	1:01.094	1:01.118	5	9:19:13.398	2:57.313	1:56.004	1:01.309
5	9:17:31.952	2:18.475	1:19.656	58.819	6	9:21:05.496	1:52.098	52.437	59.661
6	9:19:22.065	1:50.113	51.589	58.524	7	9:22:58.000	1:52.504	53.505	58.999
7	9:22:40.436	3:18.371	2:14.423	1:03.948	8	9:25:08.524	2:10.524	1:03.071	1:07.453
8	9:24:38.171	1:57.735	54.711	1:03.024	9	9:27:15.977	2:07.453	54.714	1:12.739
9	9:28:25.378	3:47.207	2:39.018	1:08.189	(707) Rico Siebert				
(189) Mika Kordbarlag					1	9:09:02.881	2:06.363	1:00.052	1:06.311
1	9:09:22.073	2:11.198	1:02.563	1:08.635	2	9:10:59.534	1:56.653	53.930	1:02.723
2	9:11:15.657	1:53.584	53.936	59.648	3	9:12:54.875	1:55.341	53.992	1:01.349
3	9:13:14.151	1:58.494	56.707	1:01.787	4	9:14:50.542	1:55.667	54.068	1:01.599
4	9:15:07.673	1:53.522	54.368	59.154	5	9:19:57.005	5:06.463	4:04.511	1:01.952
5	9:16:58.065	1:50.392	52.356	58.036	6	9:21:49.377	1:52.372	53.093	59.279
6	9:18:56.689	1:58.624	55.616	1:03.008	7	9:24:00.288	2:10.911	1:03.903	1:07.008
7	9:20:55.431	1:58.742	56.481	1:02.261	8	9:27:11.089	3:10.801	2:06.377	1:04.424
8	9:22:55.553	2:00.122	56.772	1:03.350	(931) Marco Fleissig				
9	9:24:46.874	1:51.321	53.096	58.225	1	9:09:30.974	2:32.417	1:05.857	1:26.560
10	9:28:20.086	3:33.212	2:31.392	1:01.820	2	9:11:26.147	1:55.173	53.661	1:01.512
(251) Ignatii Lopatin					3	9:13:20.575	1:54.428	53.986	1:00.442
1	9:09:58.325	2:13.793	58.154	1:15.639	4	9:15:14.939	1:54.364	53.885	1:00.479
2	9:12:04.401	2:06.076	1:00.117	1:05.959	5	9:17:07.492	1:52.553	53.314	59.239
3	9:13:55.081	1:50.680	51.914	58.766	6	9:22:17.860	5:10.368	4:01.321	1:09.047
4	9:18:07.969	4:12.888	3:09.258	1:03.630	7	9:24:10.659	1:52.799	52.939	59.860
5	9:19:59.452	1:51.483	52.165	59.318	8	9:26:15.352	2:04.693	1:02.675	1:02.018
6	9:22:06.055	2:06.603	1:00.167	1:06.436	9	9:28:31.550	2:16.198	54.909	1:21.289
7	9:24:13.416	2:07.361	58.871	1:08.490	(237) Marco Hummel				
8	9:26:08.711	1:55.295	53.302	1:01.993	1	9:09:15.089	2:09.987	1:01.867	1:08.120
(435) Sam Korneliusen					2	9:11:25.343	2:10.254	58.932	1:11.322
1	9:09:11.129	2:18.213	1:06.267	1:11.946	3	9:13:21.687	1:56.344	55.639	1:00.705
2	9:11:09.116	1:57.987	55.700	1:02.287	4	9:15:18.083	1:56.396	55.401	1:00.995
3	9:13:04.046	1:54.930	55.103	59.827	5	9:17:11.094	1:53.011	54.039	58.972
4	9:14:57.102	1:53.056	54.452	58.604	6	9:19:06.655	1:55.561	52.680	1:02.881
5	9:16:50.864	1:53.762	54.042	59.720	7	9:21:48.515	2:41.860	1:41.697	1:00.163
6	9:18:41.813	1:50.949	52.223	58.726	8	9:23:42.119	1:53.604	53.506	1:00.098
7	9:27:45.801	9:03.988	7:52.132	1:11.856	9	9:26:03.615	2:21.496	1:17.677	1:03.819
(201) Stefanos Stefanidis					10	9:27:56.945	1:53.330	53.492	59.838
1	9:09:13.285	2:05.984	59.576	1:06.408	(297) Joey Rock				
2	9:11:19.786	2:06.501	55.424	1:11.077	1	9:09:42.405	2:38.033	1:12.380	1:25.653
3	9:13:29.394	2:09.608	1:03.552	1:06.056	2	9:11:36.809	1:54.404	53.607	1:00.797
4	9:15:20.943	1:51.549	52.496	59.053	3	9:13:29.911	1:53.102	53.215	59.887
5	9:17:37.664	2:16.721	59.245	1:17.476	4	9:15:47.126	2:17.215	1:05.922	1:11.293
6	9:19:48.753	2:11.089	53.204	1:17.885	5	9:17:52.911	2:05.785	54.985	1:10.800
7	9:21:42.993	1:54.240	53.294	1:00.946	6	9:19:47.015	1:54.104	53.517	1:00.587
8	9:24:05.448	2:22.455	1:05.098	1:17.357	7	9:24:08.991	4:21.976	3:07.729	1:14.247
9	9:26:14.746	2:09.298	58.297	1:11.001	8	9:26:03.653	1:54.662	53.669	1:00.993



Int. ADAC MX Masters Fürstlich Drehna

Klasse 2 Youngster Cup

Fürstlich Drehna 1,650 Km

Practice odd numbers

23.04.2016 09:00

Practice (25:00 Time) started at 9:01:28

Lap	Time of Day	Lap Tm	S1 Tm	S2 Tm	Lap	Time of Day	Lap Tm	S1 Tm	S2 Tm
9	9:28:22.780	2:19.127	1:10.204	1:08.923	10	9:27:30.368	2:15.505	1:05.268	1:10.237
(239) Lion Florian					(531) Florian Hellrigl				
1	9:09:18.426	2:18.630	1:09.021	1:09.609	1	9:09:13.375	2:14.066	1:06.812	1:07.254
2	9:11:20.499	2:02.073	56.571	1:05.502	2	9:11:52.733	2:39.358	1:37.280	1:02.078
3	9:13:15.596	1:55.097	54.237	1:00.860	3	9:13:49.376	1:56.643	55.601	1:01.042
4	9:15:19.406	2:03.810	1:00.666	1:03.144	4	9:15:48.851	1:59.475	53.931	1:05.544
5	9:17:12.673	1:53.267	53.875	59.392	5	9:19:44.474	3:55.623	2:48.216	1:07.407
6	9:19:20.122	2:07.449	1:02.650	1:04.799	6	9:21:55.740	2:11.266	1:03.835	1:07.431
7	9:21:15.143	1:55.021	54.263	1:00.758	7	9:24:02.207	2:06.467	54.841	1:11.626
8	9:24:51.197	3:36.054	2:28.170	1:07.884	8	9:26:17.945	2:15.738	1:08.579	1:07.159
9	9:26:59.950	2:08.753	1:03.206	1:05.547	9	9:28:13.204	1:55.259	54.163	1:01.096
(275) Petr Polak					(331) Loris Freidig				
1	9:09:26.153	2:28.679	1:08.838	1:19.841	1	9:09:08.870	2:06.903	1:00.709	1:06.194
2	9:11:22.147	1:55.994	54.099	1:01.895	2	9:11:08.063	1:59.193	56.157	1:03.036
3	9:14:41.005	3:18.858	2:10.826	1:08.032	3	9:13:03.590	1:55.527	54.754	1:00.773
4	9:16:35.337	1:54.332	53.641	1:00.691	4	9:15:16.200	2:12.610	59.922	1:12.688
5	9:20:18.628	3:43.291	2:32.316	1:10.975	5	9:17:12.254	1:56.054	54.490	1:01.564
6	9:22:12.472	1:53.844	52.713	1:01.131	6	9:21:35.168	4:22.914	3:15.310	1:07.604
7	9:24:24.368	2:11.896	54.233	1:17.663	7	9:23:56.601	2:21.433	1:00.898	1:20.535
8	9:26:32.916	2:08.548	58.758	1:09.790	8	9:27:02.990	3:06.389	2:03.250	1:03.139
(245) Mads Rasmussen					(515) Mark Kiss				
1	9:09:06.664	2:10.829	1:01.552	1:09.277	1	9:09:04.670	2:09.766	1:01.254	1:08.512
2	9:11:07.371	2:00.707	57.540	1:03.167	2	9:11:08.664	2:03.994	59.173	1:04.821
3	9:13:01.352	1:53.981	53.475	1:00.506	3	9:13:09.869	2:01.205	56.906	1:04.299
4	9:14:55.544	1:54.192	53.890	1:00.302	4	9:15:06.054	1:56.185	55.016	1:01.169
5	9:16:49.977	1:54.433	52.909	1:01.524	5	9:19:27.075	4:21.021	3:12.275	1:08.746
6	9:18:44.276	1:54.299	54.843	59.456	6	9:21:24.195	1:57.120	55.269	1:01.851
7	9:20:54.107	2:09.831	1:02.027	1:07.804	7	9:23:21.229	1:57.034	54.788	1:02.246
8	9:24:02.866	3:08.759	2:00.509	1:08.250	8	9:28:52.166	5:30.937	4:21.910	1:09.027
9	9:26:16.238	2:13.372	1:03.742	1:09.630	(107) Jakub Barczewski				
10	9:28:12.269	1:56.031	54.999	1:01.032	1	9:09:04.578	2:08.348	1:02.265	1:06.083
(235) Adrian Panyr					2	9:11:04.841	2:00.263	57.192	1:03.071
1	9:09:52.410	2:06.378	59.117	1:07.261	3	9:13:01.126	1:56.285	54.475	1:01.810
2	9:11:49.416	1:57.006	54.485	1:02.521	4	9:15:01.345	2:00.219	57.147	1:03.072
3	9:13:51.615	2:02.199	54.043	1:08.156	5	9:16:57.906	1:56.561	54.239	1:02.322
4	9:18:26.715	4:35.100	3:14.992	1:20.108	6	9:19:01.312	2:03.406	59.433	1:03.973
5	9:20:21.004	1:54.289	53.296	1:00.993	7	9:21:08.038	2:06.726	55.515	1:11.211
6	9:22:38.630	2:17.626	1:00.685	1:16.941	8	9:24:53.553	3:45.515	2:33.614	1:11.901
7	9:25:00.370	2:21.740	1:08.831	1:12.909	9	9:26:56.119	2:02.566	59.717	1:02.849
8	9:27:11.271	2:10.901	54.889	1:16.012	(47) Jonas Oerter				
(989) Imre Varga					1	9:09:14.439	2:13.898	1:03.260	1:10.638
1	9:09:10.396	2:15.668	1:05.204	1:10.464	2	9:11:15.380	2:00.941	57.359	1:03.582
2	9:11:10.812	2:00.416	57.245	1:03.171	3	9:13:26.319	2:10.939	1:04.232	1:06.707
3	9:13:13.175	2:02.363	59.212	1:03.151	4	9:16:59.989	3:33.670	2:21.629	1:12.041
4	9:15:14.831	2:01.656	57.350	1:04.306	5	9:19:01.851	2:01.862	58.625	1:03.237
5	9:17:16.246	2:01.415	58.511	1:02.904	6	9:24:39.810	5:37.959	4:28.198	1:09.761
6	9:19:11.483	1:55.237	54.412	1:00.825	7	9:26:36.428	1:56.618	55.209	1:01.409
7	9:22:56.957	3:45.474	2:41.672	1:03.802	(527) Ben Kobbelt				
8	9:24:55.718	1:58.761	55.548	1:03.213	1	9:09:09.367	2:12.623	1:03.505	1:09.118
9	9:26:50.047	1:54.329	53.936	1:00.393	2	9:11:10.104	2:00.737	56.623	1:04.114
(985) Benedikt Gödtner					3	9:13:10.519	2:00.415	56.394	1:04.021
1	9:09:12.655	2:13.915	1:04.331	1:09.584	4	9:15:10.251	1:59.732	56.263	1:03.469
2	9:11:12.367	1:59.712	56.752	1:02.960	5	9:17:10.254	2:00.003	56.858	1:03.145
3	9:13:18.858	2:06.491	58.555	1:07.936	6	9:20:50.482	3:40.228	2:38.916	1:01.312
4	9:15:14.437	1:55.579	54.602	1:00.977	7	9:22:47.384	1:56.902	54.753	1:02.149
5	9:17:20.274	2:05.837	1:01.047	1:04.790	8	9:24:45.878	1:58.494	56.072	1:02.422
6	9:19:15.025	1:54.751	54.016	1:00.735	9	9:26:53.043	2:07.165	1:01.162	1:06.003
7	9:21:17.881	2:02.856	1:00.568	1:02.288	(753) Flavio Wolf				
8	9:23:19.897	2:02.016	57.312	1:04.704	1	9:09:06.726	2:08.259	1:02.082	1:06.177
9	9:25:14.863	1:54.966	54.393	1:00.573					



Int. ADAC MX Masters Fürstlich Drehna

Klasse 2 Youngster Cup

Fürstlich Drehna 1,650 Km

Practice odd numbers

23.04.2016 09:00

Practice (25:00 Time) started at 9:01:28

Lap	Time of Day	Lap Tm	S1 Tm	S2 Tm	Lap	Time of Day	Lap Tm	S1 Tm	S2 Tm
2	9:11:05.434	1:58.708	55.909	1:02.799	2	9:11:32.016	2:08.217	1:00.645	1:07.572
3	9:13:03.269	1:57.835	55.742	1:02.093	3	9:14:32.205	3:00.189	1:56.548	1:03.641
4	9:15:04.610	2:01.341	59.110	1:02.231	4	9:16:34.666	2:02.461	58.296	1:04.165
5	9:17:01.770	1:57.160	55.048	1:02.112	5	9:20:16.548	3:41.882	2:32.261	1:09.621
6	9:20:36.016	3:34.246	2:28.592	1:05.654	6	9:22:28.669	2:12.121	1:01.801	1:10.320
7	9:22:33.857	1:57.841	55.966	1:01.875	7	9:24:49.746	2:21.077	1:04.008	1:17.069
8	9:24:31.166	1:57.309	54.930	1:02.379	8	9:28:30.595	3:40.849	2:30.437	1:10.412
9	9:26:41.285	2:10.119	1:01.994	1:08.125					

(641) Stephan Lüscher

1	9:09:15.581	2:15.104	1:04.727	1:10.377
2	9:11:17.500	2:01.919	57.428	1:04.491
3	9:13:15.155	1:57.655	55.383	1:02.272
4	9:15:16.704	2:01.549	1:00.040	1:01.509
5	9:17:54.281	2:37.577	59.991	1:22.536
6	9:20:22.373	2:28.092	1:13.608	1:14.484
7	9:24:42.386	4:20.013	3:13.695	1:06.318
8	9:26:42.421	2:00.035	58.278	1:01.757

(111) Niclas Flemmerer

1	9:09:22.014	2:20.066	1:08.676	1:11.390
2	9:11:53.418	2:31.404	1:26.997	1:04.407
3	9:14:16.920	2:23.502	57.286	1:26.216
4	9:16:14.738	1:57.818	55.504	1:02.314
5	9:18:14.431	1:59.693	55.851	1:03.842
6	9:22:42.824	4:28.393	3:23.388	1:05.005
7	9:24:43.622	2:00.798	56.271	1:04.527
8	9:26:44.472	2:00.850	57.823	1:03.027

(921) Eric Valtingoer

1	9:09:02.403	2:08.072	1:00.833	1:07.239
2	9:11:07.163	2:04.760	57.254	1:07.506
3	9:13:08.579	2:01.416	57.601	1:03.815
4	9:15:13.036	2:04.457	59.213	1:05.244
5	9:19:37.008	4:23.972	3:19.034	1:04.938
6	9:21:35.561	1:58.553	56.119	1:02.434
7	9:23:52.403	2:16.842	58.839	1:18.003
8	9:26:06.413	2:14.010	1:03.190	1:10.820
9	9:28:20.853	2:14.440	1:04.370	1:10.070

(765) Mico Raditsch

1	9:09:00.618	2:07.032	59.613	1:07.419
2	9:11:01.613	2:00.995	58.148	1:02.847
3	9:13:00.386	1:58.773	55.992	1:02.781
4	9:14:59.104	1:58.718	54.681	1:04.037
5	9:16:58.950	1:59.846	54.814	1:05.032
6	9:19:05.176	2:06.226	1:01.437	1:04.789
7	9:21:09.205	2:04.029	57.241	1:06.788
8	9:27:49.932	6:40.727	5:36.712	1:04.015

(79) Jaap Corneth

1	9:09:48.606	2:15.172	59.815	1:15.357
2	9:11:47.613	1:59.007	54.724	1:04.283
3	9:15:54.191	4:06.578	2:34.917	1:31.661

(103) Luca Pepe Menger

1	9:09:33.599	2:18.128	1:12.598	1:05.530
2	9:11:36.659	2:03.060	56.531	1:06.529
3	9:15:32.167	3:55.508	2:50.275	1:05.233
4	9:17:31.592	1:59.425	56.038	1:03.387
5	9:19:46.090	2:14.498	56.893	1:17.605
6	9:24:01.163	4:15.073	3:09.265	1:05.808
7	9:26:02.058	2:00.895	56.808	1:04.087

(181) Fabian Bittel

1	9:09:23.799	2:20.921	1:08.262	1:12.659
---	-------------	----------	----------	----------



Int. ADAC MX Masters Fürstlich Drehna

Klasse 2 Youngster Cup

Fürstlich Drehna 1,650 Km

Practice even numbers

23.04.2016 09:30

Practice (25:00 Time) started at 9:32:19

Pos	No.	Name	FNM	Nat/Hometown	Trademark	Entrant / Team	Laps	Best Tm	Diff	In Lap	km/h
1	298	Bas Vaessen	KNMV	NED/ Swalmen	SUZUKI	Team Suzuki World MX2	11	1:48.770		7	54,611
2	754	Nichlas Bjerregaard	DMU	DEN/ NIRO	YAMAHA	Sturm Racing Team	10	1:49.151	0.381	7	54,420
3	610	Mads Sjolholm	DMU	DEN/ Gråsten	YAMAHA	CLASSIC Oil / SHR Motorsports	8	1:49.156	0.386	2	54,418
4	472	Glen Meier	DMU	DEN/ Trige	KTM	KTM Kosak Racing Team	8	1:49.789	1.019	4	54,104
5	820	Dennis Wiemann	DMSB	GER/ 46399	HUSQVARNA		9	1:50.074	1.304	4	53,964
6	26	Tom Koch	DMSB	GER/ Wormstedt	SUZUKI	stielergruppe.mx Johannes Bikes Suzuki	10	1:50.939	2.169	4	53,543
7	766	Michael Sandner	OeAMTC	AUT/ Rainbach im	KTM	COFAIN Racing Team	9	1:51.239	2.469	8	53,399
8	102	Richard Sikyna	SMF	SVK/ Liesek	KTM	MX Slovakia racing	9	1:51.357	2.587	4	53,342
9	710	Dovydas Karka	LMSF	LTU/ Balen	KTM		9	1:51.479	2.709	3	53,284
10	100	Stephan Büttner	DMSB	GER/ Schkölen	Kawasaki	Monster Energy Kawasaki Elf Team Pfeil	9	1:51.504	2.734	4	53,272
11	216	Alexander Pölzleithner	OeAMTC	AUT/ Wolkersdorf	KAWASAKI	Kawasaki Team Damianik	10	1:52.054	3.284	4	53,010
12	60	Nico Koch	DMSB	GER/ Braunschwe	KTM	ADAC Niedersachsen/Sachsen-Anhalt e.V.	9	1:52.109	3.339	7	52,984
13	284	Simon Jost	SMF	SVK/ Popudinske I	KAWASAKI	Monster Energy Kawasaki Elf Team Pfeil	10	1:52.239	3.469	6	52,923
14	770	Jan Jakobson	EMF	EST/ Vaabina	KAWASAKI	Monster Energy Kawasaki Elf Team Pfeil	9	1:52.411	3.641	9	52,842
15	184	Marco König	DMSB	GER/ Ansbach	KTM	KTM Kosak Racing Team	8	1:52.819	4.049	6	52,651
16	50	Cyrille Flury	FMS	SUI/ Leuzingen	SUZUKI	Team DIGA-Procross	9	1:52.838	4.068	7	52,642
17	278	Thomas Vermijl	FMB	BEL/ Helchteren	KAWASAKI	HNR-GPR Promo MX Team	10	1:52.895	4.125	8	52,615
18	324	Alexander Banzirsch	OeAMTC	AUT/ Eidenberg	KAWASAKI	Team BG-Tech/Ernecker	10	1:53.260	4.490	10	52,446
19	4	Marcel Stauffer	OeAMTC	AUT/ Nussdorf	KTM	Kini KTM Junior Pro Team by Mefo Sport	9	1:53.343	4.573	8	52,407
20	104	Jeremy Sydow	DMSB	GER/ Chemnitz	KTM	Falcon Motorsports	9	1:53.506	4.736	8	52,332
21	166	Nico Jucker	FMS	SUI/ 8493	KTM	KTM Kosak Racing Team	8	1:53.682	4.912	8	52,251
22	16	Bradley Cox	MSA	RSA/ alken	KTM	KTM Diga Junior Racing Team	9	1:53.721	4.951	9	52,233
23	154	Dani de Vries	KNMV	NED/ Roden	YAMAHA	STC Racing	10	1:53.932	5.162	9	52,136
24	88	Dusan Drdaj	ACCR	CZE/ Praha 9	YAMAHA		8	1:54.156	5.386	8	52,034
25	772	Jarni Kooij	FMB	BEL/ Westerlo	KTM	KTM Sarholz Racing Team	9	1:54.158	5.388	4	52,033
26	398	Leon Ast	DMSB	GER/ Blankenburg	YAMAHA	ADAC Hessen-Thüringen MX Masters Ro	9	1:54.428	5.658	6	51,910
27	972	Maximilian Pleyer	DMSB	GER/ Ober-Ramst	KTM	ADAC Hessen-Thüringen MX Masters Ro	9	1:54.432	5.662	6	51,909
28	412	Pit Rickert	DMSB	GER/ Werl	KTM		10	1:54.469	5.699	6	51,892
29	898	Elias Stapel	DMSB	GER/ Kettenacker	KTM	Hell's .de	8	1:54.616	5.846	5	51,825
30	116	Manuel Perkhofer	OeAMTC	AUT/ Rietz	KTM	Kini KTM Junior Pro Team by Mefo Sport	9	1:55.117	6.347	8	51,600
31	218	Kamil Osieleniec	PZM	POL/ Lublin	SUZUKI	Team DIGA-Procross	9	1:55.196	6.426	2	51,564
32	774	Eric Schwella	DMSB	GER/ Felixsee	SUZUKI	Team Castrol Power1 Suzuki Moto-Base	8	1:55.571	6.801	4	51,397
33	264	Jascha Berg	DMSB	GER/ Riede - Feld	HUSQVARNA	Team Rockstar Kiedrowski Racing	9	1:55.603	6.833	8	51,383
34	998	Nico Adler	DMSB	GER/ Ebersbach	KTM	ADAC Sachsen e.V.	8	1:56.378	7.608	4	51,041
35	508	Dominik Malecki	PZM	POL/ Lublin	KAWASAKI	MEFO Sport Racing Team	8	1:56.599	7.829	4	50,944
36	776	Oliver Jacques Sczepor	DMSB	GER/ Landsberg C	KTM	Falcon Motorsports	9	1:56.780	8.010	4	50,865
37	54	Kevin Winkle	DMSB	GER/ Murrhardt	HUSQVARNA	MPS Husqvarna Racing	10	1:57.093	8.323	7	50,729
38	828	Dorian-Gabor Schirocki	DMSB	GER/ Geisenfeld	YAMAHA	Motorrad-Meyer-Racing-Team	8	1:57.642	8.872	7	50,492
39	440	Marnique Appelt	DMSB	GER/ Woltersdorf	KTM	MTA-Motorsport	9	2:00.218	11.448	4	49,410
40	946	Tom Oster	DMSB	GER/ Hillscheid	KAWASAKI	Monster Energy Kawasaki Elf Team Pfeil	9	2:00.615	11.845	5	49,248
41	818	Markus Rammel	OeAMTC	AUT/ Seitenstette	YAMAHA	MSC Imbach MX Racing Team by MEFO	9	2:01.893	13.123	7	48,731
42	170	Tom Schilcher	OeAMTC	AUT/ Hartkirchen	HUSQVARNA		7	2:02.478	13.708	6	48,499
43	558	Kevin Mager	DMSB	GER/ Norwestuck	KTM		6	2:06.397	17.627	2	46,995

Announcements

#124 without transponder

Timekeeping Steffen Kirchhof:


Clerk of the course Christoph Kunze:

Jury President Olaf Noack:

Reg. Nr MX 31/16

www.mylaps.com

Licensed to: Camp Company



Int. ADAC MX Masters Fürstlich Drehna

Klasse 2 Youngster Cup

Fürstlich Drehna 1,650 Km

Practice even numbers

23.04.2016 09:30

Practice (25:00 Time) started at 9:32:19

Pos	No.	Name	FNM	Nat/Hometown	Trademark	Entrant / Team	Laps	Best Tm	Diff	In Lap	km/h
44	446	Tim Scharf	DMSB	GER/ Nürnberg	KTM	1.AMC Zirndorf	7	2:10.235	21.465	7	45,610
45	124	Jakub Teresak	ACCR	CZE/ Chomutov	KTM					0	-

Announcements

#124 without transponder



Int. ADAC MX Masters Fürstlich Drehna

Klasse 2 Youngster Cup

Fürstlich Drehna 1,650 Km

Practice even numbers

23.04.2016 09:30

Practice (25:00 Time) started at 9:32:19

Lap	Time of Day	Lap Tm	S1 Tm	S2 Tm	Lap	Time of Day	Lap Tm	S1 Tm	S2 Tm
(298) Bas Vaessen					(766) Michael Sandner				
1	9:39:37.480	2:00.208	58.018	1:02.190	1	9:39:54.980	2:10.822	1:04.562	1:06.260
2	9:41:28.926	1:51.446	52.977	58.469	2	9:42:05.612	2:10.632	1:05.169	1:05.463
3	9:43:28.583	1:59.657	53.831	1:05.826	3	9:43:59.281	1:53.669	53.663	1:00.006
4	9:45:17.586	1:49.003	51.312	57.691	4	9:45:52.202	1:52.921	53.028	59.893
5	9:47:07.188	1:49.602	51.230	58.372	5	9:48:12.345	2:20.143	1:07.170	1:12.973
6	9:49:30.903	2:23.715	1:02.616	1:21.099	6	9:50:14.617	2:02.272	52.708	1:09.564
7	9:51:19.673	1:48.770	51.455	57.315	7	9:54:46.167	4:31.550	2:44.163	1:47.387
8	9:53:08.847	1:49.174	51.763	57.411	8	9:56:37.406	1:51.239	52.592	58.647
9	9:55:18.112	2:09.265	1:05.711	1:03.554	9	9:59:09.843	2:32.437	1:09.449	1:22.988
10	9:57:11.000	1:52.888	51.204	1:01.684					
11	9:59:00.429	1:49.429	51.470	57.959					
(754) Nichlas Bjerregaard					(102) Richard Sikyna				
1	9:40:20.181	2:04.221	57.081	1:07.140	1	9:39:38.907	2:00.436	58.131	1:02.305
2	9:42:18.845	1:58.664	55.637	1:03.027	2	9:41:31.121	1:52.214	52.855	59.359
3	9:44:18.844	1:59.999	54.329	1:05.670	3	9:43:37.935	2:06.814	1:01.492	1:05.322
4	9:46:29.373	2:10.529	1:06.409	1:04.120	4	9:45:29.292	1:51.357	51.951	59.406
5	9:48:19.707	1:50.334	52.502	57.832	5	9:49:00.436	3:31.144	2:20.188	1:10.956
6	9:50:23.389	2:03.682	53.342	1:10.340	6	9:50:52.205	1:51.769	52.099	59.670
7	9:52:12.540	1:49.151	51.339	57.812	7	9:53:05.960	2:13.755	1:07.477	1:06.278
8	9:54:02.677	1:50.137	50.892	59.245	8	9:54:57.611	1:51.651	51.901	59.750
9	9:56:09.560	2:06.883	1:01.452	1:05.431	9	9:59:34.666	4:37.055	3:16.456	1:20.599
10	9:57:59.337	1:49.777	52.319	57.458					
(610) Mads Sjöholm					(710) Dovydas Karka				
1	9:39:30.738	1:57.226	55.633	1:01.593	1	9:39:42.871	2:03.808	59.371	1:04.437
2	9:41:19.894	1:49.156	50.930	58.226	2	9:41:37.841	1:54.970	55.102	59.868
3	9:43:13.557	1:53.663	51.907	1:01.756	3	9:43:29.320	1:51.479	52.395	59.084
4	9:45:18.408	2:04.851	59.238	1:05.613	4	9:45:48.637	2:19.317	1:07.322	1:11.995
5	9:47:17.206	1:58.798	54.872	1:03.926	5	9:47:40.599	1:51.962	52.773	59.189
6	9:53:22.718	6:05.512	5:00.442	1:05.070	6	9:51:13.506	3:32.907	2:29.768	1:03.139
7	9:55:20.977	1:58.259	55.652	1:02.607	7	9:53:15.541	2:02.035	56.193	1:05.842
8	9:57:28.368	2:07.391	1:00.246	1:07.145	8	9:55:19.457	2:03.916	53.435	1:10.481
					9	9:57:30.025	2:10.568	1:05.737	1:04.831
(472) Glen Meier					(100) Stephan Büttner				
1	9:40:30.371	2:37.436	1:06.946	1:30.490	1	9:40:02.271	2:19.454	1:07.263	1:12.191
2	9:42:22.699	1:52.328	52.704	59.624	2	9:42:07.650	2:05.379	59.585	1:05.794
3	9:44:33.386	2:10.687	55.893	1:14.794	3	9:44:17.324	2:09.674	1:02.257	1:07.417
4	9:46:23.175	1:49.789	52.094	57.695	4	9:46:08.828	1:51.504	52.316	59.188
5	9:48:14.991	1:51.816	53.129	58.687	5	9:48:05.244	1:56.416	53.041	1:03.375
6	9:52:42.243	4:27.252	3:23.004	1:04.248	6	9:50:01.038	1:55.794	53.305	1:02.489
7	9:54:33.347	1:51.104	53.279	57.825	7	9:52:10.838	2:09.800	1:05.343	1:04.457
8	9:56:25.535	1:52.188	53.108	59.080	8	9:54:05.070	1:54.232	52.640	1:01.592
					9	9:57:47.685	3:42.615	2:30.470	1:12.145
(820) Dennis Wiemann					(216) Alexander Pölzleithner				
1	9:40:47.543	2:23.287	1:20.548	1:02.739	1	9:39:34.685	1:59.897	56.926	1:02.971
2	9:42:38.678	1:51.135	52.498	58.637	2	9:41:27.411	1:52.726	52.683	1:00.043
3	9:44:49.112	2:10.434	55.962	1:14.472	3	9:43:21.808	1:54.397	53.727	1:00.670
4	9:46:39.186	1:50.074	51.565	58.509	4	9:45:13.862	1:52.054	52.660	59.394
5	9:49:26.894	2:47.708	1:47.520	1:00.188	5	9:47:26.058	2:12.196	1:00.591	1:11.605
6	9:51:18.110	1:51.216	52.878	58.338	6	9:49:37.540	2:11.482	1:08.044	1:03.438
7	9:53:34.224	2:16.114	1:11.045	1:05.069	7	9:51:31.177	1:53.637	53.653	59.984
8	9:55:25.877	1:51.653	52.778	58.875	8	9:53:50.715	2:19.538	1:02.627	1:16.911
9	9:57:55.421	2:29.544	1:07.457	1:22.087	9	9:56:18.372	2:27.657	1:26.877	1:00.780
					10	9:58:11.785	1:53.413	53.226	1:00.187
(26) Tom Koch					(60) Nico Koch				
1	9:40:07.182	2:18.536	1:07.520	1:11.016	1	9:40:14.744	2:13.278	1:03.036	1:10.242
2	9:42:13.314	2:06.132	59.264	1:06.868	2	9:42:41.358	2:26.614	57.864	1:28.750
3	9:44:43.032	2:29.718	1:24.455	1:05.263	3	9:44:34.696	1:53.338	53.649	59.689
4	9:46:33.971	1:50.939	52.518	58.421	4	9:46:46.315	2:11.619	1:02.196	1:09.423
5	9:48:26.693	1:52.722	53.284	59.438	5	9:48:38.959	1:52.644	53.387	59.257
6	9:50:45.200	2:18.507	1:09.075	1:09.432	6	9:52:24.118	3:45.159	2:34.745	1:10.414
7	9:52:37.496	1:52.296	53.302	58.994					
8	9:54:47.292	2:09.796	1:01.932	1:07.864					

Timekeeping Steffen Kirchhof:

Clerk of the course Christoph Kunze:

Jury President Olaf Noack:

Reg. Nr MX 31/16

www.mylaps.com

Licensed to: Camp Company



Int. ADAC MX Masters Fürstlich Drehna

Klasse 2 Youngster Cup

Fürstlich Drehna 1,650 Km

Practice even numbers

23.04.2016 09:30

Practice (25:00 Time) started at 9:32:19

Lap	Time of Day	Lap Tm	S1 Tm	S2 Tm
7	9:54:16.227	1:52.109	52.944	59.165
8	9:56:42.430	2:26.203	1:04.348	1:21.855
9	9:58:49.011	2:06.581	59.501	1:07.080

(284) Simon Jost

1	9:39:43.550	2:04.533	1:00.338	1:04.195
2	9:41:53.344	2:09.794	55.008	1:14.786
3	9:43:52.444	1:59.100	57.820	1:01.280
4	9:45:47.149	1:54.705	54.015	1:00.690
5	9:47:51.052	2:03.903	1:01.056	1:02.847
6	9:49:43.291	1:52.239	53.164	59.075
7	9:51:57.357	2:14.066	1:04.244	1:09.822
8	9:55:04.292	3:06.935	1:57.452	1:09.483
9	9:57:06.326	2:02.034	53.422	1:08.612
10	9:58:59.778	1:53.452	53.522	59.930

(770) Jan Jakobson

1	9:40:04.844	2:17.220	1:05.728	1:11.492
2	9:42:08.839	2:03.995	58.028	1:05.967
3	9:44:04.332	1:55.493	54.769	1:00.724
4	9:46:15.981	2:11.649	1:02.921	1:08.728
5	9:48:38.265	2:22.284	1:08.490	1:13.794
6	9:50:33.163	1:54.898	53.788	1:01.110
7	9:52:27.924	1:54.761	54.638	1:00.123
8	9:56:23.374	3:55.450	2:49.337	1:06.113
9	9:58:15.785	1:52.411	53.364	59.047

(184) Marco König

1	9:40:17.886	2:18.347	1:01.983	1:16.364
2	9:42:25.678	2:07.792	1:01.586	1:06.206
3	9:44:39.017	2:13.339	1:01.953	1:11.386
4	9:46:33.238	1:54.221	53.707	1:00.514
5	9:48:45.530	2:12.292	1:01.062	1:11.230
6	9:50:38.349	1:52.819	53.144	59.675
7	9:57:13.931	6:35.582	5:15.824	1:19.758
8	9:59:32.936	2:19.005	1:05.168	1:13.837

(50) Cyrille Flury

1	9:40:03.559	2:05.901	59.544	1:06.357
2	9:42:00.190	1:56.631	55.273	1:01.358
3	9:43:55.901	1:55.711	55.381	1:00.330
4	9:45:50.532	1:54.631	54.395	1:00.236
5	9:47:45.736	1:55.204	55.072	1:00.132
6	9:49:46.616	2:00.880	58.453	1:02.427
7	9:51:39.454	1:52.838	53.540	59.298
8	9:55:38.024	3:58.570	2:58.157	1:00.413
9	9:57:31.261	1:53.237	52.946	1:00.291

(278) Thomas Vermijl

1	9:40:26.088	2:06.887	1:00.291	1:06.596
2	9:42:35.367	2:09.279	54.088	1:15.191
3	9:44:29.349	1:53.982	53.147	1:00.835
4	9:46:31.140	2:01.791	59.830	1:01.961
5	9:48:24.319	1:53.179	53.946	59.233
6	9:50:17.544	1:53.225	53.351	59.874
7	9:52:31.525	2:13.981	1:08.321	1:05.660
8	9:54:24.420	1:52.895	53.053	59.842
9	9:56:18.895	1:54.475	53.710	1:00.765
10	9:58:46.978	2:28.083	1:08.549	1:19.534

(324) Alexander Banzirsch

1	9:39:50.401	2:06.482	59.392	1:07.090
2	9:41:49.545	1:59.144	56.596	1:02.548
3	9:43:43.352	1:53.807	53.366	1:00.441
4	9:45:42.033	1:58.681	56.054	1:02.627
5	9:47:48.357	2:06.324	58.193	1:08.131

Lap	Time of Day	Lap Tm	S1 Tm	S2 Tm
6	9:49:41.839	1:53.482	53.496	59.986
7	9:52:04.294	2:22.455	59.706	1:22.749
8	9:54:01.135	1:56.841	52.948	1:03.893
9	9:55:56.871	1:55.736	54.427	1:01.309
10	9:57:50.131	1:53.260	52.825	1:00.435

(4) Marcel Stauffer

1	9:40:00.437	2:14.161	1:06.123	1:08.038
2	9:41:59.517	1:59.080	57.703	1:01.377
3	9:43:54.444	1:54.927	54.762	1:00.165
4	9:47:53.897	3:59.453	2:57.199	1:02.254
5	9:50:04.385	2:10.488	1:10.203	1:00.285
6	9:52:02.523	1:58.138	56.320	1:01.818
7	9:53:57.355	1:54.832	52.979	1:01.853
8	9:55:50.698	1:53.343	53.701	59.642
9	9:57:45.658	1:54.960	53.451	1:01.509

(104) Jeremy Sydow

1	9:39:52.367	2:10.055	1:04.222	1:05.833
2	9:41:52.016	1:59.649	57.021	1:02.628
3	9:43:49.736	1:57.720	54.656	1:03.064
4	9:45:44.337	1:54.601	53.829	1:00.772
5	9:47:57.594	2:13.257	1:06.042	1:07.215
6	9:49:52.333	1:54.739	54.628	1:00.111
7	9:54:37.005	4:44.672	3:38.520	1:06.152
8	9:56:30.511	1:53.506	53.697	59.809
9	9:58:41.007	2:10.496	1:05.291	1:05.205

(166) Nico Jucker

1	9:39:58.678	2:09.088	1:02.251	1:06.837
2	9:42:02.971	2:04.293	56.953	1:07.340
3	9:44:03.581	2:00.610	55.778	1:04.832
4	9:46:09.121	2:05.540	56.227	1:09.313
5	9:48:25.695	2:16.574	1:10.461	1:06.113
6	9:50:19.382	1:53.687	53.039	1:00.648
7	9:54:08.274	3:48.892	2:36.068	1:12.824
8	9:56:01.956	1:53.682	53.584	1:00.098

(16) Bradley Cox

1	9:40:22.892	2:15.673	1:01.119	1:14.554
2	9:42:37.062	2:14.170	1:01.478	1:12.692
3	9:44:31.496	1:54.434	53.767	1:00.667
4	9:46:26.313	1:54.817	54.801	1:00.016
5	9:48:48.151	2:21.838	1:10.973	1:10.865
6	9:50:54.664	2:06.513	55.770	1:10.743
7	9:52:49.151	1:54.487	54.395	1:00.092
8	9:56:20.891	3:31.740	2:14.671	1:17.069
9	9:58:14.612	1:53.721	53.827	59.894

(154) Dani de Vries

1	9:40:17.347	2:15.792	1:04.555	1:11.237
2	9:42:20.475	2:03.128	56.366	1:06.762
3	9:44:20.775	2:00.300	55.945	1:04.355
4	9:46:18.964	1:58.189	55.977	1:02.212
5	9:48:17.931	1:58.967	55.647	1:03.320
6	9:50:21.485	2:03.554	56.634	1:06.920
7	9:52:29.476	2:07.991	1:01.067	1:06.924
8	9:54:40.761	2:11.285	57.895	1:13.390
9	9:56:34.693	1:53.932	54.311	59.621
10	9:58:52.468	2:17.775	1:09.533	1:08.242

(88) Dusan Drdaj

1	9:40:20.613	2:10.377	1:01.083	1:09.294
2	9:42:24.211	2:03.598	57.519	1:06.079
3	9:44:24.189	1:59.978	56.433	1:03.545
4	9:46:21.555	1:57.366	55.525	1:01.841

Steffen Kirchhof



Int. ADAC MX Masters Fürstlich Drehna

Klasse 2 Youngster Cup

Fürstlich Drehna 1,650 Km

Practice even numbers

23.04.2016 09:30

Practice (25:00 Time) started at 9:32:19

Lap	Time of Day	Lap Tm	S1 Tm	S2 Tm	Lap	Time of Day	Lap Tm	S1 Tm	S2 Tm
5	9:50:16.098	3:54.543	2:46.939	1:07.604	6	9:51:51.122	1:55.712	54.340	1:01.372
6	9:52:11.982	1:55.884	54.353	1:01.531	7	9:54:11.686	2:20.564	1:02.882	1:17.682
7	9:55:24.901	3:12.919	2:06.382	1:06.537	8	9:56:06.803	1:55.117	53.764	1:01.353
8	9:57:19.057	1:54.156	53.538	1:00.618	9	9:59:24.694	3:17.891	2:06.082	1:11.809

(772) Jarni Kooij

1	9:39:55.422	2:10.229	1:02.559	1:07.670
2	9:41:52.402	1:56.980	54.602	1:02.378
3	9:43:57.386	2:04.984	57.099	1:07.885
4	9:45:51.544	1:54.158	54.268	59.890
5	9:48:00.355	2:08.811	1:01.328	1:07.483
6	9:51:55.925	3:55.570	2:52.984	1:02.586
7	9:53:51.116	1:55.191	54.066	1:01.125
8	9:56:10.250	2:19.134	1:00.537	1:18.597
9	9:58:05.266	1:55.016	53.965	1:01.051

(218) Kamil Osieleniec

1	9:39:41.202	2:05.009	59.990	1:05.019
2	9:41:36.398	1:55.196	54.194	1:01.002
3	9:44:56.464	3:20.066	2:11.583	1:08.483
4	9:47:08.867	2:12.403	53.488	1:18.915
5	9:49:06.542	1:57.675	54.410	1:03.265
6	9:51:02.411	1:55.869	54.197	1:01.672
7	9:54:31.700	3:29.289	2:20.674	1:08.615
8	9:56:36.801	2:05.101	57.541	1:07.560
9	9:58:32.321	1:55.520	54.422	1:01.098

(398) Leon Ast

1	9:40:12.888	2:09.792	1:00.417	1:09.375
2	9:42:09.991	1:57.103	54.885	1:02.218
3	9:44:43.654	2:33.663	54.808	1:38.855
4	9:46:38.709	1:55.055	54.394	1:00.661
5	9:50:11.251	3:32.542	2:30.447	1:02.095
6	9:52:05.679	1:54.428	53.827	1:00.601
7	9:54:17.970	2:12.291	1:05.534	1:06.757
8	9:56:12.615	1:54.645	54.109	1:00.536
9	10:00:50.509	4:37.894	3:27.195	1:10.699

(774) Eric Schwella

1	9:39:57.646	2:10.570	1:03.887	1:06.683
2	9:41:57.617	1:59.971	57.634	1:02.337
3	9:43:53.447	1:55.830	54.573	1:01.257
4	9:45:49.018	1:55.571	54.444	1:01.127
5	9:49:08.715	3:19.697	2:11.722	1:07.975
6	9:51:34.921	2:26.206	1:12.662	1:13.544
7	9:55:27.680	3:52.759	2:38.056	1:14.703
8	9:57:26.323	1:58.643	55.061	1:03.582

(972) Maximilian Pleyer

1	9:41:09.410	2:04.225	59.261	1:04.964
2	9:43:07.816	1:58.406	55.844	1:02.662
3	9:45:11.363	2:03.547	56.998	1:06.549
4	9:47:13.487	2:02.124	57.999	1:04.125
5	9:50:50.094	3:36.607	2:35.089	1:01.518
6	9:52:44.526	1:54.432	54.081	1:00.351
7	9:55:07.782	2:23.256	1:15.053	1:08.203
8	9:57:15.652	2:07.870	59.444	1:08.426
9	9:59:22.257	2:06.605	59.629	1:06.976

(264) Jascha Berg

1	9:39:48.629	2:05.890	59.741	1:06.149
2	9:41:45.258	1:56.629	55.551	1:01.078
3	9:43:48.240	2:02.982	1:00.255	1:02.727
4	9:45:46.376	1:58.136	57.294	1:00.842
5	9:49:15.088	3:28.712	2:26.458	1:02.254
6	9:51:15.694	2:00.606	57.176	1:03.430
7	9:53:17.494	2:01.800	57.731	1:04.069
8	9:55:13.097	1:55.603	54.826	1:00.777
9	9:57:24.325	2:11.228	1:02.211	1:09.017

(412) Pit Rickert

1	9:39:46.414	2:07.900	1:02.354	1:05.546
2	9:41:46.986	2:00.572	56.960	1:03.612
3	9:43:46.004	1:59.018	57.200	1:01.818
4	9:45:43.328	1:57.324	54.411	1:02.913
5	9:47:44.043	2:00.715	57.476	1:03.239
6	9:49:38.512	1:54.469	53.816	1:00.653
7	9:51:42.866	2:04.354	1:00.252	1:04.102
8	9:53:38.543	1:55.677	53.921	1:01.756
9	9:55:43.884	2:05.341	1:00.542	1:04.799
10	9:57:39.244	1:55.360	54.873	1:00.487

(998) Nico Adler

1	9:40:18.974	2:10.260	1:01.434	1:08.826
2	9:42:15.662	1:56.688	54.953	1:01.735
3	9:44:27.317	2:11.655	1:05.463	1:06.192
4	9:46:23.695	1:56.378	55.172	1:01.206
5	9:50:03.329	3:39.634	2:32.503	1:07.131
6	9:52:01.229	1:57.900	56.326	1:01.574
7	9:53:59.008	1:57.779	55.273	1:02.506
8	9:57:44.379	3:45.371	2:41.645	1:03.726

(898) Elias Stapel

1	9:39:45.138	2:07.640	1:01.303	1:06.337
2	9:42:06.025	2:20.887	1:11.731	1:09.156
3	9:44:03.389	1:57.364	55.535	1:01.829
4	9:47:21.755	3:18.366	2:11.802	1:06.564
5	9:49:16.371	1:54.616	54.189	1:00.427
6	9:51:24.321	2:07.950	58.529	1:09.421
7	9:54:09.888	2:45.567	53.959	1:51.608
8	9:58:11.150	4:01.262	2:57.153	1:04.109

(508) Dominik Malecki

1	9:39:56.405	2:12.206	1:05.446	1:06.760
2	9:41:53.343	1:56.938	54.857	1:02.081
3	9:45:10.186	3:16.843	2:12.578	1:04.265
4	9:47:06.785	1:56.599	54.439	1:02.160
5	9:49:03.721	1:56.936	55.127	1:01.809
6	9:53:59.287	4:55.566	3:44.438	1:11.128
7	9:55:57.281	1:57.994	55.054	1:02.940
8	9:58:24.745	2:27.464	1:11.927	1:15.537

(116) Manuel Perkhofner

1	9:40:03.195	2:13.383	1:04.402	1:08.981
2	9:42:11.641	2:08.446	1:01.671	1:06.775
3	9:44:09.602	1:57.961	55.413	1:02.548
4	9:46:06.240	1:56.638	54.296	1:02.342
5	9:49:55.410	3:49.170	2:30.582	1:18.588

(776) Oliver Jacques Sczeponek

1	9:39:44.815	2:09.220	59.124	1:10.096
2	9:41:43.775	1:58.960	56.247	1:02.713
3	9:43:40.646	1:56.871	55.740	1:01.131
4	9:45:37.426	1:56.780	55.588	1:01.192
5	9:47:59.143	2:21.717	1:09.737	1:11.980
6	9:50:02.061	2:02.918	56.530	1:06.388
7	9:52:34.385	2:32.324	1:21.709	1:10.615
8	9:55:22.446	2:48.061	1:36.601	1:11.460

Official Timing www.camp-company.de / www.motorsport-events.se

Orbits

Timekeeping Steffen Kirchhof:

Clerk of the course Christoph Kunze:

Jury President Olaf Noack:

Reg. Nr MX 31/16

www.mylaps.com

Licensed to: Camp Company

Printed: 23.04.2016 10:01:56

posted at:

h



Int. ADAC MX Masters Fürstlich Drehna

Klasse 2 Youngster Cup

Fürstlich Drehna 1,650 Km

Practice even numbers

23.04.2016 09:30

Practice (25:00 Time) started at 9:32:19

Lap	Time of Day	Lap Tm	S1 Tm	S2 Tm
9	9:57:21.757	1:59.311	56.848	1:02.463

(54) Kevin Winkle				
Lap	Time of Day	Lap Tm	S1 Tm	S2 Tm
1	9:40:09.407	2:17.982	1:06.839	1:11.143
2	9:42:15.927	2:06.520	58.072	1:08.448
3	9:44:19.044	2:03.117	55.469	1:07.648
4	9:46:20.731	2:01.687	55.845	1:05.842
5	9:48:34.880	2:14.149	1:09.099	1:05.050
6	9:50:40.878	2:05.998	54.542	1:11.456
7	9:52:37.971	1:57.093	54.647	1:02.446
8	9:54:54.338	2:16.367	1:05.412	1:10.955
9	9:56:51.827	1:57.489	55.042	1:02.447
10	10:00:14.350	3:22.523	2:12.843	1:09.680

(828) Dorian-Gabor Schirocki				
Lap	Time of Day	Lap Tm	S1 Tm	S2 Tm
1	9:40:25.287	2:10.048	1:01.379	1:08.669
2	9:42:30.097	2:04.810	1:00.845	1:03.965
3	9:44:29.301	1:59.204	55.234	1:03.970
4	9:47:00.053	2:30.752	1:13.293	1:17.459
5	9:49:24.993	2:24.940	1:01.317	1:23.623
6	9:51:48.560	2:23.567	59.978	1:23.589
7	9:53:46.202	1:57.642	54.851	1:02.791
8	9:59:44.366	5:58.164	4:46.918	1:11.246

(440) Marnique Appelt				
Lap	Time of Day	Lap Tm	S1 Tm	S2 Tm
1	9:39:47.151	2:05.474	59.703	1:05.771
2	9:41:50.703	2:03.552	58.171	1:05.381
3	9:43:51.692	2:00.989	56.490	1:04.499
4	9:45:51.910	2:00.218	56.019	1:04.199
5	9:47:52.846	2:00.936	57.036	1:03.900
6	9:49:54.216	2:01.370	56.380	1:04.990
7	9:53:58.189	4:03.973	2:57.451	1:06.522
8	9:55:59.848	2:01.659	56.317	1:05.342
9	9:58:03.978	2:04.130	1:00.563	1:03.567

(946) Tom Oster				
Lap	Time of Day	Lap Tm	S1 Tm	S2 Tm
1	9:40:11.195	2:24.976	1:12.229	1:12.747
2	9:42:29.291	2:18.096	1:08.186	1:09.910
3	9:44:40.553	2:11.262	1:03.501	1:07.761
4	9:46:49.846	2:09.293	1:04.040	1:05.253
5	9:48:50.461	2:00.615	57.311	1:03.304
6	9:52:19.496	3:29.035	2:18.446	1:10.589
7	9:54:20.697	2:01.201	56.811	1:04.390
8	9:56:43.451	2:22.754	1:06.505	1:16.249
9	9:58:55.497	2:12.046	1:01.849	1:10.197

(818) Markus Rammel				
Lap	Time of Day	Lap Tm	S1 Tm	S2 Tm
1	9:40:07.971	2:19.692	1:05.606	1:14.086
2	9:42:23.319	2:15.348	1:02.524	1:12.824
3	9:44:37.847	2:14.528	1:02.577	1:11.951
4	9:46:54.023	2:16.176	1:06.053	1:10.123
5	9:48:57.511	2:03.488	58.764	1:04.724
6	9:52:14.076	3:16.565	2:05.596	1:10.969
7	9:54:15.969	2:01.893	59.774	1:02.119
8	9:56:33.315	2:17.346	1:01.158	1:16.188
9	9:59:02.720	2:29.405	1:08.612	1:20.793

(170) Tom Schilcher				
Lap	Time of Day	Lap Tm	S1 Tm	S2 Tm
1	9:39:53.890	2:10.767	1:02.000	1:08.767
2	9:42:02.201	2:08.311	1:00.973	1:07.338
3	9:44:15.317	2:13.116	58.187	1:14.929
4	9:46:36.993	2:21.676	1:07.771	1:13.905
5	9:49:59.534	3:22.541	2:17.070	1:05.471
6	9:52:02.012	2:02.478	57.041	1:05.437
7	9:58:30.416	6:28.404	5:16.107	1:12.297

(558) Kevin Mager				
Lap	Time of Day	Lap Tm	S1 Tm	S2 Tm
1	9:40:40.814	2:57.050	1:48.791	1:08.259
2	9:42:47.211	2:06.397	1:00.490	1:05.907
3	9:47:10.494	4:23.283	3:14.790	1:08.493
4	9:49:20.995	2:10.501	1:00.627	1:09.874
5	9:55:37.879	6:16.884	5:09.101	1:07.783
6	9:57:51.343	2:13.464	1:01.875	1:11.589

(446) Tim Scharf				
Lap	Time of Day	Lap Tm	S1 Tm	S2 Tm
1	9:40:48.375	2:27.016	1:04.683	1:22.333
2	9:43:54.524	3:06.149	1:01.586	2:04.563
3	9:46:11.736	2:17.212	1:03.465	1:13.747
4	9:48:42.695	2:30.959	1:08.907	1:22.052
5	9:54:13.746	5:31.051	4:18.759	1:12.292
6	9:56:25.675	2:11.929	1:02.434	1:09.495
7	9:58:35.910	2:10.235	1:02.012	1:08.223



Int. ADAC MX Masters Fürstlich Drehna

Klasse 2 Youngster Cup

Fürstlich Drehna 1,650 Km

Qualifying Group 1

23.04.2016 13:00

Qualifying (20:00 Time) started at 13:00:29

Pos	No.	Name	FNM	Nat/Hometown	Trademark	Entrant / Team	Laps	Best Tm	Diff	In Lap	km/h
1	83	Nathan Renkens	FMB	BEL/ Sassenburg	KTM	WZ Racing	7	1:49.641		5	54,177
2	298	Bas Vaessen	KNMV	NED/ Swalmen	SUZUKI	Team Suzuki World MX2	9	1:50.974	1.333	7	53,526
3	754	Nichlas Bjerregaard	DMU	DEN/ NIRO	YAMAHA	Sturm Racing Team	9	1:51.508	1.867	9	53,270
4	147	Miro Sihvonen	SML	FIN/ Vantaa	KTM	DIGA JUNIOR RACING TEAM	8	1:51.509	1.868	3	53,269
5	595	Cedric Grobben	FMB	BEL/ Opglabbeek	KTM	KTM Sarholz Racing Team	8	1:52.506	2.865	2	52,797
6	472	Glen Meier	DMU	DEN/ Trige	KTM	KTM Kosak Racing Team	8	1:52.564	2.923	4	52,770
7	17	Stefan Ekerold	DMSB	GER/ Weiskirchen	HUSQVARNA	Bodo Schmidt Motorsport	9	1:52.594	2.953	1	52,756
8	710	Dovydas Karka	LMSF	LTU/ Balen	KTM		8	1:53.183	3.542	3	52,481
9	977	Tomas Kohut	SMF	SVK/ Rudina	KTM	KTM Kosak Racing Team	9	1:53.388	3.747	8	52,386
10	377	Martin Krc	ACCR	CZE/ Šternberk	KTM	Sturm Racing Team	8	1:53.882	4.241	3	52,159
11	100	Stephan Büttner	DMSB	GER/ Schkölen	Kawasaki	Monster Energy Kawasaki Elf Team Pfeil	10	1:54.070	4.429	4	52,073
12	189	Mika Kordbarlag	DMSB	GER/ Schloß Holte	SUZUKI	Team DIGA Procross	8	1:54.091	4.450	5	52,064
13	766	Michael Sandner	OeAMTC	AUT/ Rainbach im	KTM	COFAIN Racing Team	8	1:54.156	4.515	8	52,034
14	216	Alexander Pölzleithner	OeAMTC	AUT/ Wolkersdorf	KAWASAKI	Kawasaki Team Damianik	9	1:54.396	4.755	4	51,925
15	820	Dennis Wiemann	DMSB	GER/ 46399	HUSQVARNA		7	1:54.442	4.801	7	51,904
16	555	Artem Guryev	MFR	RUS/ sassenburg	KTM		4	1:54.673	5.032	1	51,799
17	60	Nico Koch	DMSB	GER/ Braunschwe	KTM	ADAC Niedersachsen/Sachsen-Anhalt e.V.	8	1:54.693	5.052	6	51,790
18	33	Kade Tinkler	FMI	CAN/ Medicina	KAWASAKI	Sturm Racing Team	8	1:54.706	5.065	1	51,785
19	957	Nico Seiler	FMS	SUI/ Lütisburg	KTM	Marxparts by Motocenter Hegau	8	1:54.773	5.132	4	51,754
20	50	Cyrille Flury	FMS	SUI/ Leuzingen	SUZUKI	Team DIGA-Procross	9	1:54.996	5.355	3	51,654
21	284	Simon Jost	SMF	SVK/ Popudinske I	KAWASAKI	Monster Energy Kawasaki Elf Team Pfeil	10	1:55.620	5.979	2	51,375
22	435	Sam Korneliussen	DMU	DEN/ Aalborg SV	KAWASAKI	KAWASAKI DANMARK	9	1:55.635	5.994	6	51,369
23	116	Manuel Perkhofer	OeAMTC	AUT/ Rietz	KTM	Kini KTM Junior Pro Team by Mefo Sport	8	1:55.655	6.014	5	51,360
24	4	Marcel Stauffer	OeAMTC	AUT/ Nussdorf	KTM	Kini KTM Junior Pro Team by Mefo Sport	9	1:56.049	6.408	6	51,185
25	324	Alexander Banzirsch	OeAMTC	AUT/ Eidenberg	KAWASAKI	Team BG-Tech/Ernecker	8	1:56.758	7.117	3	50,874
26	237	Marco Hummel	DMSB	GER/ 78315	HONDA	Motorrad Waldmann	8	1:56.812	7.171	2	50,851
27	264	Jascha Berg	DMSB	GER/ Riede - Feld	HUSQVARNA	Team Rockstar Kiedrowski Racing	8	1:57.029	7.388	3	50,757
28	275	Petr Polak	ACCR	CZE/ Klatovy	KTM	DIGA JUNIOR RACING TEAM	8	1:57.115	7.474	1	50,719
29	245	Mads Rasmussen	DMU	DEN/ Odder	SUZUKI		9	1:57.135	7.494	7	50,711
30	411	Gabriel Chetnicki	PZM	POL/ Zebrydowic	KTM		8	1:57.346	7.705	4	50,620
31	227	Vincent Gallwitz	DMSB	GER/ Rheinberg	KTM	KTM Sarholz Racing Team	8	1:57.444	7.803	8	50,577
32	989	Imre Varga	MAMS	HUN/ Gyor	KTM	Team HTS KTM	8	1:57.543	7.902	8	50,535
33	166	Nico Jucker	FMS	SUI/ 8493	KTM	KTM Kosak Racing Team	7	1:57.763	8.122	5	50,440
34	772	Jarni Kooij	FMB	BEL/ Westerlo	KTM	KTM Sarholz Racing Team	8	1:58.005	8.364	6	50,337
35	641	Stephan Lüscher	FMS	SUI/ Seengen	KAWASAKI	HFour MX Raceland Team	8	1:58.517	8.876	6	50,119
36	898	Elias Stapel	DMSB	GER/ Kettenacker	KTM	Hell's .de	8	1:58.649	9.008	1	50,064
37	508	Dominik Malecki	PZM	POL/ Lublin	KAWASAKI	MEFO Sport Racing Team	7	1:59.119	9.478	1	49,866
38	776	Oliver Jacques Sczepor	DMSB	GER/ Landsberg C	KTM	Falcon Motorsports	9	1:59.616	9.975	2	49,659
39	931	Marco Fleissig	DMSB	GER/ Dietenheim	KTM	KTM Kosak Racing Team	7	1:59.640	9.999	2	49,649
40	527	Ben Kobbelt	DMSB	GER/ 16341	KTM	ADAC Berlin-Brandenburg / KTM GST Be	8	1:59.973	10.332	8	49,511
41	107	Jakub Barczewski	PZM	POL/ 87-617	KTM		5	2:01.069	11.428	2	49,063
42	331	Loris Freidig	FMS	SUI/ Sumiswald	HUSQVARNA	HFour MX Raceland Team	9	2:01.352	11.711	2	48,949
43	440	Marnique Appelt	DMSB	GER/ Woltersdorf	KTM	MTA-Motorsport	7	2:01.738	12.097	3	48,793



Int. ADAC MX Masters Fürstlich Drehna

Klasse 2 Youngster Cup

Fürstlich Drehna 1,650 Km

Qualifying Group 1

23.04.2016 13:00

Qualifying (20:00 Time) started at 13:00:29

Pos	No.	Name	FNM	Nat/Hometown	Trademark	Entrant / Team	Laps	Best Tm	Diff	In Lap	km/h
44	103	Luca Pepe Menger	DMSB	GER/ Gotha	KTM	ADAC Hessen-Thüringen e.V	7	2:02.770	13.129	2	48,383
45	181	Fabian Bittel	DMSB	GER/ 90768	SUZUKI	Dennert Racing / MJ Sport / ADAC Nordl	6	2:08.397	18.756	4	46,263



Int. ADAC MX Masters Fürstlich Drehna

Klasse 2 Youngster Cup

Fürstlich Drehna 1,650 Km

Qualifying Group 1

23.04.2016 13:00

Qualifying (20:00 Time) started at 13:00:29

Lap	Time of Day	Lap Tm	S1 Tm	S2 Tm	Lap	Time of Day	Lap Tm	S1 Tm	S2 Tm					
<hr/>														
(83) Nathan Renkens														
1	13:05:24.248	1:51.278			4	13:11:41.215	3:49.352							
2	13:08:45.900	3:21.652			5	13:13:38.130	1:56.915							
3	13:10:36.639	1:50.739			6	13:15:57.084	2:18.954							
4	13:14:01.407	3:24.768			7	13:17:50.709	1:53.625							
5	13:15:51.048	1:49.641			8	13:20:27.122	2:36.413							
6	13:19:06.213	3:15.165			9	13:22:39.115	2:11.993							
7	13:21:05.682	1:59.469			<hr/>									
(298) Bas Vaessen														
1	13:05:45.652	2:15.336			(710) Dovydas Karka									
2	13:07:38.307	1:52.655			1	13:04:09.499	1:54.671							
3	13:09:31.072	1:52.765			2	13:06:21.219	2:11.720							
4	13:12:09.109	2:38.037			3	13:08:14.402	1:53.183							
5	13:14:01.777	1:52.668			4	13:10:35.444	2:21.042							
6	13:16:33.106	2:31.329			5	13:12:44.923	2:09.479							
7	13:18:24.080	1:50.974			6	13:14:47.448	2:02.525							
8	13:20:15.916	1:51.836			7	13:16:41.761	1:54.313							
9	13:22:10.014	1:54.098			8	13:20:39.048	3:57.287							
<hr/>														
(754) Nichlas Bjerregaard														
1	13:04:03.633	1:55.564			(977) Tomas Kohut									
2	13:05:55.767	1:52.134			1	13:04:14.344	2:03.232							
3	13:07:47.557	1:51.790			2	13:06:09.087	1:54.743							
4	13:09:52.097	2:04.540			3	13:08:03.105	1:54.018							
5	13:11:44.051	1:51.954			4	13:10:03.221	2:00.116							
6	13:15:06.361	3:22.310			5	13:11:57.209	1:53.988							
7	13:16:57.878	1:51.517			6	13:14:58.010	3:00.801							
8	13:19:28.202	2:30.324			7	13:16:51.956	1:53.946							
9	13:21:19.710	1:51.508			8	13:18:45.344	1:53.388							
<hr/>														
(147) Miro Sihvonen														
1	13:04:48.414	1:52.762			9	13:20:52.162	2:06.818							
2	13:07:06.414	2:18.000			<hr/>									
3	13:08:57.923	1:51.509			(377) Martin Krc									
4	13:12:39.683	3:41.760			1	13:04:44.441	2:20.321							
5	13:14:54.199	2:14.516			2	13:06:39.194	1:54.753							
6	13:16:46.756	1:52.557			3	13:08:33.076	1:53.882							
7	13:20:02.624	3:15.868			4	13:11:54.335	3:21.259							
8	13:21:54.614	1:51.990			5	13:13:49.282	1:54.947							
<hr/>														
(595) Cedric Grobбен														
1	13:05:37.660	2:16.045			6	13:16:21.114	2:31.832							
2	13:07:30.166	1:52.506			7	13:18:15.548	1:54.434							
3	13:10:32.499	3:02.333			8	13:20:47.587	2:32.039							
4	13:12:26.847	1:54.348			<hr/>									
5	13:15:18.476	2:51.629			(100) Stephan Büttner									
6	13:17:11.017	1:52.541			1	13:03:57.655	1:54.574							
7	13:19:37.368	2:26.351			2	13:06:00.537	2:02.882							
8	13:21:30.783	1:53.415			3	13:08:20.574	2:20.037							
<hr/>														
(472) Glen Meier														
1	13:03:47.263	1:52.664			4	13:10:14.644	1:54.070							
2	13:05:40.450	1:53.187			5	13:12:23.914	2:09.270							
3	13:08:02.347	2:21.897			6	13:14:23.720	1:59.806							
4	13:09:54.911	1:52.564			7	13:16:18.857	1:55.137							
5	13:12:48.368	2:53.457			8	13:18:29.787	2:10.930							
6	13:14:43.757	1:55.389			9	13:20:27.811	1:58.024							
7	13:16:37.010	1:53.253			10	13:22:25.595	1:57.784							
8	13:22:17.514	5:40.504			<hr/>									
(17) Stefan Ekerold														
1	13:04:01.575	1:52.594			(189) Mika Kordbarlag									
2	13:05:59.255	1:57.680			1	13:04:16.243	1:57.447							
3	13:07:51.863	1:52.608			2	13:06:27.375	2:11.132							
<hr/>														
(766) Michael Sandner														
1	13:04:25.161	1:54.503			3	13:08:22.274	1:54.899							
2	13:07:15.373	2:50.212			4	13:12:20.475	3:58.201							
3	13:09:29.360	2:13.987			5	13:14:14.566	1:54.091							
4	13:11:56.160	2:26.800			6	13:17:38.758	3:24.192							
5	13:13:57.254	2:01.094			7	13:19:39.406	2:00.648							
<hr/>														



Int. ADAC MX Masters Fürstlich Drehna

Klasse 2 Youngster Cup

Fürstlich Drehna 1,650 Km

Qualifying Group 1

23.04.2016 13:00

Qualifying (20:00 Time) started at 13:00:29

Lap	Time of Day	Lap Tm	S1 Tm	S2 Tm	Lap	Time of Day	Lap Tm	S1 Tm	S2 Tm
6	13:17:18.818	3:21.564			6	13:14:26.110	2:11.884		
7	13:19:22.617	2:03.799			7	13:16:39.417	2:13.307		
8	13:21:16.773	1:54.156			8	13:18:41.110	2:01.693		
<hr/>					9	13:20:40.821	1:59.711		
(216) Alexander Pölzleithner					(284) Simon Jost				
1	13:04:18.881	1:56.740			1	13:04:04.764	1:58.383		
2	13:06:15.229	1:56.348			2	13:06:00.384	1:55.620		
3	13:08:28.273	2:13.044			3	13:08:11.865	2:11.481		
4	13:10:22.669	1:54.396			4	13:10:07.950	1:56.085		
5	13:12:32.951	2:10.282			5	13:12:13.869	2:05.919		
6	13:14:35.877	2:02.926			6	13:14:13.471	1:59.602		
7	13:18:28.050	3:52.173			7	13:16:09.647	1:56.176		
8	13:20:26.470	1:58.420			8	13:18:05.971	1:56.324		
9	13:22:53.924	2:27.454			9	13:20:10.902	2:04.931		
<hr/>					10	13:22:19.974	2:09.072		
(820) Dennis Wiemann					(435) Sam Korneliusen				
1	13:04:36.303	1:54.818			1	13:05:00.174	2:10.743		
2	13:07:18.857	2:42.554			2	13:06:58.576	1:58.402		
3	13:09:13.324	1:54.467			3	13:08:55.304	1:56.728		
4	13:11:07.796	1:54.472			4	13:10:51.774	1:56.470		
5	13:13:40.382	2:32.586			5	13:13:48.428	2:56.654		
6	13:15:41.077	2:00.695			6	13:15:44.063	1:55.635		
7	13:17:35.519	1:54.442			7	13:17:40.067	1:56.004		
<hr/>					8	13:20:19.054	2:38.987		
(555) Artem Guryev					9	13:22:22.504	2:03.450		
1	13:05:28.472	1:54.673			(116) Manuel Perkhofer				
2	13:11:42.951	6:14.479			1	13:04:37.777	1:59.686		
3	13:15:46.896	4:03.945			2	13:06:57.484	2:19.707		
4	13:20:57.428	5:10.532			3	13:08:54.204	1:56.720		
<hr/>					4	13:11:26.379	2:32.175		
(60) Nico Koch					5	13:13:22.034	1:55.655		
1	13:05:33.272	1:55.114			6	13:17:05.499	3:43.465		
2	13:07:58.161	2:24.889			7	13:19:10.963	2:05.464		
3	13:09:53.581	1:55.420			8	13:21:07.819	1:56.856		
4	13:12:38.092	2:44.511			(4) Marcel Stauffer				
5	13:14:46.061	2:07.969			1	13:04:34.798	2:00.167		
6	13:16:40.754	1:54.693			2	13:07:24.012	2:49.214		
7	13:18:56.309	2:15.555			3	13:09:22.511	1:58.499		
8	13:20:51.926	1:55.617			4	13:11:19.537	1:57.026		
<hr/>					5	13:14:17.629	2:58.092		
(33) Kade Tinkler					6	13:16:13.678	1:56.049		
1	13:05:02.637	1:54.706			7	13:18:11.183	1:57.505		
2	13:07:24.794	2:22.157			8	13:20:08.211	1:57.028		
3	13:09:21.478	1:56.684			9	13:22:15.541	2:07.330		
4	13:11:38.324	2:16.846			(324) Alexander Banzirsch				
5	13:13:33.238	1:54.914			1	13:04:32.910	1:57.973		
6	13:15:50.582	2:17.344			2	13:06:54.056	2:21.146		
7	13:17:45.795	1:55.213			3	13:08:50.814	1:56.758		
8	13:20:51.711	3:05.916			4	13:11:43.396	2:52.582		
<hr/>					5	13:13:41.606	1:58.210		
(957) Nico Seiler					6	13:16:22.866	2:41.260		
1	13:04:11.998	1:56.190			7	13:18:31.821	2:08.955		
2	13:06:31.843	2:19.845			8	13:20:31.527	1:59.706		
3	13:08:31.754	1:59.911			(237) Marco Hummel				
4	13:10:26.527	1:54.773			1	13:04:32.393	2:00.009		
5	13:14:02.228	3:35.701			2	13:06:29.205	1:56.812		
6	13:15:57.774	1:55.546			3	13:10:07.550	3:38.345		
7	13:18:15.290	2:17.516			4	13:12:26.537	2:18.987		
8	13:21:29.130	3:13.840			5	13:14:39.028	2:12.491		
<hr/>					6	13:16:38.911	1:59.883		
(50) Cyrille Flury									
1	13:04:15.044	1:57.293							
2	13:06:14.147	1:59.103							
3	13:08:09.143	1:54.996							
4	13:10:17.808	2:08.665							
5	13:12:14.226	1:56.418							



Int. ADAC MX Masters Fürstlich Drehna

Klasse 2 Youngster Cup

Fürstlich Drehna 1,650 Km

Qualifying Group 1

23.04.2016 13:00

Qualifying (20:00 Time) started at 13:00:29

Lap	Time of Day	Lap Tm	S1 Tm	S2 Tm
7	13:19:33.702	2:54.791		
8	13:21:32.944	1:59.242		

(264) Jascha Berg				
Lap	Time of Day	Lap Tm	S1 Tm	S2 Tm
1	13:04:48.918	2:03.903		
2	13:07:00.344	2:11.426		
3	13:08:57.373	1:57.029		
4	13:11:18.121	2:20.748		
5	13:13:26.985	2:08.864		
6	13:15:44.487	2:17.502		
7	13:17:44.540	2:00.053		
8	13:22:28.482	4:43.942		

(275) Petr Polak				
Lap	Time of Day	Lap Tm	S1 Tm	S2 Tm
1	13:04:54.072	1:57.115		
2	13:07:59.654	3:05.582		
3	13:10:38.836	2:39.182		
4	13:13:00.375	2:21.539		
5	13:14:59.733	1:59.358		
6	13:16:57.605	1:57.872		
7	13:20:13.002	3:15.397		
8	13:22:21.285	2:08.283		

(245) Mads Rasmussen				
Lap	Time of Day	Lap Tm	S1 Tm	S2 Tm
1	13:04:23.134	2:05.724		
2	13:06:26.474	2:03.340		
3	13:09:06.202	2:39.728		
4	13:11:06.169	1:59.967		
5	13:13:05.309	1:59.140		
6	13:15:23.816	2:18.507		
7	13:17:20.951	1:57.135		
8	13:20:03.726	2:42.775		
9	13:22:04.772	2:01.046		

(411) Gabriel Chetnicki				
Lap	Time of Day	Lap Tm	S1 Tm	S2 Tm
1	13:05:06.332	1:57.365		
2	13:07:26.771	2:20.439		
3	13:09:37.267	2:10.496		
4	13:11:34.613	1:57.346		
5	13:14:38.788	3:04.175		
6	13:16:36.945	1:58.157		
7	13:19:07.948	2:31.003		
8	13:21:05.822	1:57.874		

(227) Vincent Gallwitz				
Lap	Time of Day	Lap Tm	S1 Tm	S2 Tm
1	13:04:40.827	1:57.946		
2	13:06:38.475	1:57.648		
3	13:09:32.226	2:53.751		
4	13:11:32.411	2:00.185		
5	13:13:30.152	1:57.741		
6	13:15:29.092	1:58.940		
7	13:18:38.892	3:09.800		
8	13:20:36.336	1:57.444		

(989) Imre Varga				
Lap	Time of Day	Lap Tm	S1 Tm	S2 Tm
1	13:04:50.989	2:17.246		
2	13:07:02.610	2:11.621		
3	13:09:05.596	2:02.986		
4	13:11:23.240	2:17.644		
5	13:13:21.388	1:58.148		
6	13:17:14.693	3:53.305		
7	13:19:12.757	1:58.064		
8	13:21:10.300	1:57.543		

(166) Nico Jucker				
Lap	Time of Day	Lap Tm	S1 Tm	S2 Tm
1	13:04:21.304	2:05.940		

Lap	Time of Day	Lap Tm	S1 Tm	S2 Tm
2	13:06:25.670	2:04.366		
3	13:08:24.326	1:58.656		
4	13:10:44.155	2:19.829		
5	13:12:41.918	1:57.763		
6	13:17:28.409	4:46.491		
7	13:22:48.621	5:20.212		

(772) Jami Kooij				
Lap	Time of Day	Lap Tm	S1 Tm	S2 Tm
1	13:04:08.395	1:58.128		
2	13:06:07.261	1:58.866		
3	13:08:13.796	2:06.535		
4	13:10:12.364	1:58.568		
5	13:15:21.715	5:09.351		
6	13:17:19.720	1:58.005		
7	13:19:46.262	2:26.542		
8	13:21:44.987	1:58.725		

(641) Stephan Lüscher				
Lap	Time of Day	Lap Tm	S1 Tm	S2 Tm
1	13:04:21.709	2:01.822		
2	13:06:32.962	2:11.253		
3	13:08:33.074	2:00.112		
4	13:11:48.012	3:14.938		
5	13:14:27.836	2:39.824		
6	13:16:26.353	1:58.517		
7	13:20:15.205	3:48.852		
8	13:22:30.901	2:15.696		

(898) Elias Stapel				
Lap	Time of Day	Lap Tm	S1 Tm	S2 Tm
1	13:04:45.903	1:58.649		
2	13:06:48.122	2:02.219		
3	13:08:49.744	2:01.622		
4	13:10:50.094	2:00.350		
5	13:13:14.644	2:24.550		
6	13:15:52.748	2:38.104		
7	13:20:21.727	4:28.979		
8	13:22:21.330	1:59.603		

(508) Dominik Malecki				
Lap	Time of Day	Lap Tm	S1 Tm	S2 Tm
1	13:04:35.872	1:59.119		
2	13:06:35.015	1:59.143		
3	13:11:50.894	5:15.879		
4	13:13:50.684	1:59.790		
5	13:17:58.500	4:07.816		
6	13:19:58.994	2:00.494		
7	13:21:58.375	1:59.381		

(776) Oliver Jacques Sczeponek				
Lap	Time of Day	Lap Tm	S1 Tm	S2 Tm
1	13:05:02.361	2:10.539		
2	13:07:01.977	1:59.616		
3	13:09:12.811	2:10.834		
4	13:11:14.547	2:01.736		
5	13:13:16.449	2:01.902		
6	13:15:39.392	2:22.943		
7	13:17:39.503	2:00.111		
8	13:19:39.969	2:00.466		
9	13:22:29.686	2:49.717		

(931) Marco Fleissig				
Lap	Time of Day	Lap Tm	S1 Tm	S2 Tm
1	13:05:13.709	2:40.754		
2	13:07:13.349	1:59.640		
3	13:09:41.874	2:28.525		
4	13:12:51.750	3:09.876		
5	13:15:09.029	2:17.279		
6	13:17:08.823	1:59.794		
7	13:20:33.438	3:24.615		



Int. ADAC MX Masters Fürstlich Drehna

Klasse 2 Youngster Cup

Fürstlich Drehna 1,650 Km

Qualifying Group 1

23.04.2016 13:00

Qualifying (20:00 Time) started at 13:00:29

Lap	Time of Day	Lap Tm	S1 Tm	S2 Tm	Lap	Time of Day	Lap Tm	S1 Tm	S2 Tm
(527) Ben Kobbelt									
1	13:04:29.171	2:03.839							
2	13:06:29.206	2:00.035							
3	13:09:56.448	3:27.242							
4	13:11:58.142	2:01.694							
5	13:14:06.540	2:08.398							
6	13:16:07.777	2:01.237							
7	13:20:23.987	4:16.210							
8	13:22:23.960	1:59.973							

(107) Jakob Barczewski									
1	13:04:48.196	2:08.799							
2	13:06:49.265	2:01.069							
3	13:09:00.880	2:11.615							
4	13:11:27.074	2:26.194							
5	13:13:42.437	2:15.363							

(331) Loris Freidig									
1	13:04:15.757	2:03.682							
2	13:06:17.109	2:01.352							
3	13:09:03.691	2:46.582							
4	13:11:05.758	2:02.067							
5	13:13:32.907	2:27.149							
6	13:15:37.040	2:04.133							
7	13:17:55.186	2:18.146							
8	13:19:59.031	2:03.845							
9	13:22:09.979	2:10.948							

(440) Marnique Appelt									
1	13:04:46.356	2:03.018							
2	13:07:08.162	2:21.806							
3	13:09:09.900	2:01.738							
4	13:11:30.365	2:20.465							
5	13:14:49.021	3:18.656							
6	13:16:52.247	2:03.226							
7	13:20:30.447	3:38.200							

(103) Luca Pepe Menger									
1	13:05:06.110	2:04.570							
2	13:07:08.880	2:02.770							
3	13:11:00.807	3:51.927							
4	13:13:09.680	2:08.873							
5	13:16:04.964	2:55.284							
6	13:18:10.422	2:05.458							
7	13:20:45.503	2:35.081							

(181) Fabian Bittel									
1	13:05:24.171	2:14.228							
2	13:07:53.651	2:29.480							
3	13:10:20.696	2:27.045							
4	13:12:29.093	2:08.397							
5	13:17:00.983	4:31.890							
6	13:19:17.162	2:16.179							



Int. ADAC MX Masters Fürstlich Drehna

Klasse 2 Youngster Cup

Fürstlich Drehna 1,650 Km

Qualifying Group 2

23.04.2016 13:25

Qualifying (20:00 Time) started at 13:25:58

Pos	No.	Name	FNM	Nat/Hometown	Trademark	Entrant / Team	Laps	Best Tm	Diff	In Lap	km/h
1	329	Luca Nijenhuis	DMSB	NED/ heerde	KAWASAKI	Monster Energy Kawasaki Elf Team Pfeil	7	1:52.306		4	52,891
2	26	Tom Koch	DMSB	GER/ Wormstedt	SUZUKI	stielergruppe.mx Johannes Bikes Suzuki	9	1:52.722	0.416	3	52,696
3	610	Mads Sjoholm	DMU	DEN/ Gråsten	YAMAHA	CLASSIC Oil / SHR Motorsports	8	1:52.888	0.582	1	52,619
4	102	Richard Sikyna	SMF	SVK/ Liesek	KTM	MX Slovakia racing	7	1:53.482	1.176	5	52,343
5	273	Yannick Heylen	FMB	BEL/ Zemst	KTM		9	1:54.592	2.286	8	51,836
6	79	Jaap Corneth	KNMV	NED/ Baarlo	YAMAHA		7	1:54.732	2.426	5	51,773
7	251	Ignatii Lopatin	MFR	RUS/ sassenburg	KTM		6	1:55.415	3.109	3	51,466
8	88	Dusan Drdaj	ACCR	CZE/ Praha 9	YAMAHA		8	1:55.510	3.204	8	51,424
9	770	Jan Jakobson	EMF	EST/ Vaabina	KAWASAKI	Monster Energy Kawasaki Elf Team Pfeil	8	1:55.575	3.269	7	51,395
10	278	Thomas Vermijl	FMB	BEL/ Helchteren	KAWASAKI	HNR-GPR Promo MX Team	9	1:55.589	3.283	5	51,389
11	317	Nico Müller	DMSB	GER/ Bruchsal	HONDA	KMP-Honda-Repsol-Racing	8	1:55.936	3.630	3	51,235
12	154	Dani de Vries	KNMV	NED/ Roden	YAMAHA	STC Racing	9	1:56.061	3.755	5	51,180
13	531	Florian Hellrigl	OeAMTC	AUT/ Telfs	HUSQVARNA	MB Motors Racing	7	1:56.350	4.044	2	51,053
14	104	Jeremy Sydow	DMSB	GER/ Chemnitz	KTM	Falcon Motorsports	8	1:56.439	4.133	7	51,014
15	505	Maciek Wieckowski	PZM	POL/ Motyer	SUZUKI	Team DIGA-Procross	9	1:56.441	4.135	6	51,013
16	124	Jakub Teresak	ACCR	CZE/ Chomutov	KTM		9	1:56.450	4.144	4	51,009
17	412	Pit Rickert	DMSB	GER/ Werl	KTM		10	1:56.467	4.161	2	51,002
18	16	Bradley Cox	MSA	RSA/ alken	KTM	KTM Diga Junior Racing Team	8	1:56.483	4.177	2	50,995
19	347	Johannes Klein	OeAMTC	AUT/ steyr	KTM	Cofain KTM Zauner	8	1:57.052	4.746	8	50,747
20	218	Kamil Osieleniec	PZM	POL/ Lublin	SUZUKI	Team DIGA-Procross	8	1:58.083	5.777	3	50,304
21	774	Eric Schwella	DMSB	GER/ Felixsee	SUZUKI	Team Castrol Power1 Suzuki Moto-Base	7	1:58.089	5.783	6	50,301
22	998	Nico Adler	DMSB	GER/ Ebersbach	KTM	ADAC Sachsen e.V.	7	1:58.355	6.049	4	50,188
23	972	Maximilian Pleyer	DMSB	GER/ Ober-Ramst	KTM	ADAC Hessen-Thüringen MX Masters Ro	7	1:58.400	6.094	1	50,169
24	297	Joey Rock	DMSB	GER/ Schnelldorf	YAMAHA	JWD Ferrotherm	8	1:58.427	6.121	5	50,157
25	235	Adrian Panyr	DMSB	GER/ Nordhorn	KTM	MXshop-Vorrink MX Racing Team	8	1:58.742	6.436	1	50,024
26	398	Leon Ast	DMSB	GER/ Blankenburg	YAMAHA	ADAC Hessen-Thüringen MX Masters Ro	8	1:58.873	6.567	1	49,969
27	184	Marco König	DMSB	GER/ Ansbach	KTM	KTM Kosak Racing Team	4	1:59.070	6.764	4	49,887
28	54	Kevin Winkle	DMSB	GER/ Murrhardt	HUSQVARNA	MPS Husqvarna Racing	8	1:59.174	6.868	6	49,843
29	201	Stefanos Stefanidis	DMSB	GER/ 47495	HONDA	KMP-Honda-Repsol-Racing	6	1:59.348	7.042	4	49,770
30	828	Dorian-Gabor Schirocki	DMSB	GER/ Geisenfeld	YAMAHA	Motorrad-Meyer-Racing-Team	6	1:59.699	7.393	6	49,624
31	985	Benedikt Gödtner	DMSB	GER/ Hennef	KTM	Falcon Motorsports	7	1:59.847	7.541	5	49,563
32	239	Lion Florian	DMSB	GER/ Erding	KTM	MSC Freisinger Bär	8	2:01.145	8.839	4	49,032
33	818	Markus Rammel	OeAMTC	AUT/ Seitenstette	YAMAHA	MSC Imbach MX Racing Team by MEFO	7	2:01.416	9.110	4	48,923
34	946	Tom Oster	DMSB	GER/ Hillscheid	KAWASAKI	Monster Energy Kawasaki Elf Team Pfeil	7	2:03.508	11.202	3	48,094
35	707	Rico Siebert	DMSB	GER/ Calw	KTM	KTM Kosak Racing Team	2	2:03.849	11.543	2	47,962
36	515	Mark Kiss	MAMS	HUN/ Tolna	KTM	Team HTS KTM	8	2:04.060	11.754	5	47,880
37	765	Mico Raditsch	DMSB	GER/ Euerbach	KTM	ADAC TEAM Nordbayern e.V.	8	2:04.679	12.373	8	47,642
38	47	Jonas Oerter	DMSB	GER/ Burbach	KAWASAKI	Monster Energy Kawasaki Elf Team Pfeil	6	2:04.872	12.566	3	47,569
39	921	Eric Valtingojer	DMSB	GER/ Welver	YAMAHA	STC Racing	7	2:06.640	14.334	1	46,905
40	170	Tom Schilcher	OeAMTC	AUT/ Hartkirchen	HUSQVARNA		7	2:07.026	14.720	1	46,762
41	111	Niclas Flemmer	DMSB	GER/ Berching	KTM	KTM Kosak Racing Team / ADAC Nordba	8	2:07.163	14.857	8	46,712
42	558	Kevin Mager	DMSB	GER/ Norwestucke	KTM		5	2:08.813	16.507	2	46,113
43	446	Tim Scharf	DMSB	GER/ Nürnberg	KTM	1.AMC Zirndorf	7	2:14.185	21.879	2	44,267



Int. ADAC MX Masters Fürstlich Drehna

Klasse 2 Youngster Cup

Fürstlich Drehna 1,650 Km

Qualifying Group 2

23.04.2016 13:25

Qualifying (20:00 Time) started at 13:25:58

Pos	No.	Name	FNM	Nat/Hometown	Trademark	Entrant / Team	Laps	Best Tm	Diff	In Lap	km/h
Not classified (120% of the Top 3 = 2:15.166)											
	753	Flavio Wolf	FMS	SUI/ Neudorf	YAMAHA	HFour MX Raceland Team	1	7:10.005	5:17.699	1	13,814



Int. ADAC MX Masters Fürstlich Drehna

Klasse 2 Youngster Cup

Fürstlich Drehna 1,650 Km

Qualifying Group 2

23.04.2016 13:25

Qualifying (20:00 Time) started at 13:25:58

Lap	Time of Day	Lap Tm	S1 Tm	S2 Tm	Lap	Time of Day	Lap Tm	S1 Tm	S2 Tm
(329) Luca Nijenhuis					(88) Dusan Drdaj				
1	13:30:37.704	2:32.447			1	13:30:43.601	2:10.539		
2	13:32:31.347	1:53.643			2	13:32:41.105	1:57.504		
3	13:35:42.097	3:10.750			3	13:35:04.966	2:23.861		
4	13:37:34.403	1:52.306			4	13:37:00.585	1:55.619		
5	13:43:06.139	5:31.736			5	13:39:17.133	2:16.548		
6	13:44:59.789	1:53.650			6	13:41:14.288	1:57.155		
7	13:47:42.941	2:43.152			7	13:44:48.571	3:34.283		
(26) Tom Koch					(770) Jan Jakobson				
1	13:29:31.829	1:54.292			1	13:29:56.851	1:59.267		
2	13:31:44.805	2:12.976			2	13:32:07.743	2:10.892		
3	13:33:37.527	1:52.722			3	13:34:04.227	1:56.484		
4	13:35:58.362	2:20.835			4	13:37:20.664	3:16.437		
5	13:37:53.595	1:55.233			5	13:39:17.399	1:56.735		
6	13:41:34.426	3:40.831			6	13:42:07.023	2:49.624		
7	13:43:29.086	1:54.660			7	13:44:02.598	1:55.575		
8	13:45:45.163	2:16.077			8	13:46:59.458	2:56.860		
9	13:48:17.418	2:32.255			(278) Thomas Vermijl				
(610) Mads Sjöholm					(317) Nico Müller				
1	13:29:15.588	1:52.888			1	13:29:55.585	2:20.510		
2	13:31:21.013	2:05.425			2	13:31:53.923	1:58.338		
3	13:33:29.140	2:08.127			3	13:33:50.872	1:56.949		
4	13:38:06.581	4:37.441			4	13:36:21.761	2:30.889		
5	13:40:18.785	2:12.204			5	13:38:17.350	1:55.589		
6	13:42:39.951	2:21.166			6	13:40:15.241	1:57.891		
7	13:44:54.193	2:14.242			7	13:43:32.213	3:16.972		
8	13:47:24.055	2:29.862			8	13:45:29.276	1:57.063		
(102) Richard Sikyna					(154) Dani de Vries				
1	13:29:59.168	2:13.916			1	13:29:40.104	1:58.261		
2	13:31:56.526	1:57.358			2	13:31:37.500	1:57.396		
3	13:33:51.993	1:55.467			3	13:33:33.436	1:55.936		
4	13:37:57.661	4:05.668			4	13:35:59.280	2:25.844		
5	13:39:51.143	1:53.482			5	13:38:08.984	2:09.704		
6	13:43:50.516	3:59.373			6	13:40:05.242	1:56.258		
7	13:46:11.294	2:20.778			7	13:44:23.299	4:18.057		
(273) Yannick Heylen					(531) Florian Hellrigl				
1	13:30:38.484	2:16.410			1	13:30:15.337	2:09.571		
2	13:32:34.841	1:56.357			2	13:32:13.310	1:57.973		
3	13:34:49.951	2:15.110			3	13:34:11.370	1:58.060		
4	13:36:44.857	1:54.906			4	13:36:36.000	2:24.630		
5	13:38:57.269	2:12.412			5	13:38:32.061	1:56.061		
6	13:40:52.605	1:55.336			6	13:40:29.144	1:57.083		
7	13:43:08.284	2:15.679			7	13:43:01.691	2:32.547		
8	13:45:02.876	1:54.592			8	13:44:58.315	1:56.624		
9	13:47:39.455	2:36.579			9	13:47:35.809	2:37.494		
(79) Jaap Corneth					(104) Jeremy Sydow				
1	13:31:04.988	1:55.841			1	13:29:55.391	1:59.155		
2	13:33:25.937	2:20.949			2	13:31:53.137	1:57.746		
3	13:35:22.262	1:56.325			(251) Ignatii Lopatin				
4	13:39:40.733	4:18.471			1	13:29:27.297	1:55.809		
5	13:41:35.465	1:54.732			2	13:31:31.706	2:04.409		
6	13:44:56.699	3:21.234			3	13:33:27.121	1:55.415		
7	13:47:15.123	2:18.424			4	13:38:03.045	4:35.924		
(251) Ignatii Lopatin					(104) Jeremy Sydow				
1	13:29:27.297	1:55.809			1	13:29:55.391	1:59.155		
2	13:31:31.706	2:04.409			2	13:31:53.137	1:57.746		
3	13:33:27.121	1:55.415			(104) Jeremy Sydow				
4	13:38:03.045	4:35.924			1	13:29:55.391	1:59.155		
5	13:40:23.596	2:20.551			2	13:31:53.137	1:57.746		



Int. ADAC MX Masters Fürstlich Drehna

Klasse 2 Youngster Cup

Fürstlich Drehna 1,650 Km

Qualifying Group 2

23.04.2016 13:25

Qualifying (20:00 Time) started at 13:25:58

Lap	Time of Day	Lap Tm	S1 Tm	S2 Tm	Lap	Time of Day	Lap Tm	S1 Tm	S2 Tm
3	13:33:53.115	1:59.978			5	13:38:39.372	2:00.015		
4	13:36:18.591	2:25.476			6	13:41:54.063	3:14.691		
5	13:38:15.511	1:56.920			7	13:43:52.614	1:58.551		
6	13:42:32.403	4:16.892			8	13:45:52.634	2:00.020		
7	13:44:28.842	1:56.439							
8	13:46:54.878	2:26.036							
(505) Maciek Wieckowski					(774) Eric Schwella				
1	13:29:38.886	1:58.548			1	13:30:26.099	2:17.641		
2	13:31:36.740	1:57.854			2	13:32:25.569	1:59.470		
3	13:33:58.624	2:21.884			3	13:35:31.193	3:05.624		
4	13:35:56.890	1:58.266			4	13:38:27.771	2:56.578		
5	13:38:19.881	2:22.991			5	13:40:27.116	1:59.345		
6	13:40:16.322	1:56.441			6	13:42:25.205	1:58.089		
7	13:42:16.621	2:00.299			7	13:46:20.047	3:54.842		
8	13:44:48.986	2:32.365			(998) Nico Adler				
9	13:47:17.421	2:28.435			1	13:30:32.156	2:01.879		
(124) Jakub Teresak					2	13:32:32.916	2:00.760		
1	13:29:44.012	1:57.536			3	13:36:00.464	3:27.548		
2	13:32:02.397	2:18.385			4	13:37:58.819	1:58.355		
3	13:34:14.538	2:12.141			5	13:39:57.711	1:58.892		
4	13:36:10.988	1:56.450			6	13:43:47.545	3:49.834		
5	13:38:34.811	2:23.823			7	13:45:46.314	1:58.769		
6	13:40:32.331	1:57.520			(972) Maximilian Pleyer				
7	13:42:50.198	2:17.867			1	13:29:49.050	1:58.400		
8	13:44:46.904	1:56.706			2	13:31:49.730	2:00.680		
9	13:47:07.020	2:20.116			3	13:37:29.927	5:40.197		
(412) Pit Rickert					4	13:39:46.075	2:16.148		
1	13:29:30.316	2:05.782			5	13:41:44.966	1:58.891		
2	13:31:26.783	1:56.467			6	13:44:34.708	2:49.742		
3	13:33:39.984	2:13.201			7	13:46:33.837	1:59.129		
4	13:35:47.160	2:07.176			(297) Joey Rock				
5	13:37:50.614	2:03.454			1	13:30:39.051	1:59.572		
6	13:39:47.916	1:57.302			2	13:32:38.485	1:59.434		
7	13:42:03.817	2:15.901			3	13:35:37.253	2:58.768		
8	13:44:00.598	1:56.781			4	13:38:22.213	2:44.960		
9	13:45:57.664	1:57.066			5	13:40:20.640	1:58.427		
10	13:48:22.403	2:24.739			6	13:43:17.837	2:57.197		
(16) Bradley Cox					7	13:45:16.622	1:58.785		
1	13:29:25.968	1:57.600			8	13:47:15.457	1:58.835		
2	13:31:22.451	1:56.483			(235) Adrian Panyr				
3	13:35:14.665	3:52.214			1	13:29:24.626	1:58.742		
4	13:37:11.322	1:56.657			2	13:32:44.102	3:19.476		
5	13:39:41.384	2:30.062			3	13:36:07.511	3:23.409		
6	13:41:43.514	2:02.130			4	13:38:51.438	2:43.927		
7	13:44:24.610	2:41.096			5	13:40:51.995	2:00.557		
8	13:46:23.267	1:58.657			6	13:42:53.686	2:01.691		
(347) Johannes Klein					7	13:45:28.202	2:34.516		
1	13:30:43.609	1:58.748			8	13:47:47.261	2:19.059		
2	13:33:06.073	2:22.464			(398) Leon Ast				
3	13:35:44.917	2:38.844			1	13:29:37.205	1:58.873		
4	13:37:42.340	1:57.423			2	13:32:39.726	3:02.521		
5	13:40:11.003	2:28.663			3	13:34:40.438	2:00.712		
6	13:42:09.012	1:58.009			4	13:38:13.142	3:32.704		
7	13:44:44.887	2:35.875			5	13:40:13.516	2:00.374		
8	13:46:41.939	1:57.052			6	13:42:34.932	2:21.416		
(218) Kamil Osieleniec					7	13:44:35.411	2:00.479		
1	13:30:11.396	2:04.612			8	13:47:11.048	2:35.637		
2	13:32:12.501	2:01.105			(184) Marco König				
3	13:34:10.584	1:58.083			1	13:30:41.695	2:15.865		
4	13:36:39.357	2:28.773			2	13:32:55.920	2:14.225		
					3	13:35:00.962	2:05.042		



Int. ADAC MX Masters Fürstlich Drehna

Klasse 2 Youngster Cup

Fürstlich Drehna 1,650 Km

Qualifying Group 2

23.04.2016 13:25

Qualifying (20:00 Time) started at 13:25:58

Lap	Time of Day	Lap Tm	S1 Tm	S2 Tm	Lap	Time of Day	Lap Tm	S1 Tm	S2 Tm
4	13:37:00.032	1:59.070			1	13:30:18.808	2:07.852		
(54) Kevin Winkle					2	13:32:22.657	2:03.849		
1	13:29:58.442	2:13.950			(515) Mark Kiss				
2	13:32:10.010	2:11.568			1	13:30:20.021	2:08.333		
3	13:34:26.698	2:16.688			2	13:32:25.199	2:05.178		
4	13:36:26.743	2:00.045			3	13:34:30.239	2:05.040		
5	13:39:34.233	3:07.490			4	13:38:23.040	3:52.801		
6	13:41:33.407	1:59.174			5	13:40:27.100	2:04.060		
7	13:44:19.615	2:46.208			6	13:42:44.876	2:17.776		
8	13:46:35.174	2:15.559			7	13:45:51.607	3:06.731		
(201) Stefanos Stefanidis					8	13:47:56.517	2:04.910		
1	13:30:17.856	2:00.646			(765) Mico Raditsch				
2	13:32:53.531	2:35.675			1	13:30:01.926	2:08.958		
3	13:35:53.411	2:59.880			2	13:32:11.118	2:09.192		
4	13:37:52.759	1:59.348			3	13:34:16.435	2:05.317		
5	13:43:21.300	5:28.541			4	13:36:30.407	2:13.972		
6	13:45:21.936	2:00.636			5	13:38:36.052	2:05.645		
(828) Dorian-Gabor Schirocki					6	13:40:41.392	2:05.340		
1	13:30:23.381	2:24.513			7	13:44:40.299	3:58.907		
2	13:32:26.084	2:02.703			8	13:46:44.978	2:04.679		
3	13:35:09.120	2:43.036			(47) Jonas Oerter				
4	13:37:09.630	2:00.510			1	13:30:09.088	2:09.484		
5	13:42:28.170	5:18.540			2	13:32:48.725	2:39.637		
6	13:44:27.869	1:59.699			3	13:34:53.597	2:04.872		
(985) Benedikt Gödtner					4	13:40:12.197	5:18.600		
1	13:30:29.146	2:23.325			5	13:42:17.610	2:05.413		
2	13:32:40.410	2:11.264			6	13:46:01.042	3:43.432		
3	13:34:42.321	2:01.911			(921) Eric Valtingoer				
4	13:39:24.546	4:42.225			1	13:30:24.697	2:06.640		
5	13:41:24.393	1:59.847			2	13:32:32.290	2:07.593		
6	13:43:24.468	2:00.075			3	13:35:29.353	2:57.063		
7	13:46:03.730	2:39.262			4	13:37:43.306	2:13.953		
(239) Lion Florian					5	13:41:40.251	3:56.945		
1	13:30:40.055	2:08.027			6	13:43:57.395	2:17.144		
2	13:32:43.009	2:02.954			7	13:46:04.518	2:07.123		
3	13:35:07.192	2:24.183			(170) Tom Schilcher				
4	13:37:08.337	2:01.145			1	13:29:54.864	2:07.026		
5	13:40:39.437	3:31.100			2	13:32:16.447	2:21.583		
6	13:42:42.335	2:02.898			3	13:34:46.106	2:29.659		
7	13:45:04.324	2:21.989			4	13:36:53.849	2:07.743		
8	13:47:07.294	2:02.970			5	13:42:51.476	5:57.627		
(818) Markus Rammel					6	13:45:16.349	2:24.873		
1	13:30:49.239	2:02.011			7	13:47:57.144	2:40.795		
2	13:33:06.922	2:17.683			(111) Niclas Flemmerer				
3	13:35:45.980	2:39.058			1	13:30:09.825	2:07.842		
4	13:37:47.396	2:01.416			2	13:32:24.873	2:15.048		
5	13:41:30.843	3:43.447			3	13:34:36.051	2:11.178		
6	13:44:11.398	2:40.555			4	13:36:44.313	2:08.262		
7	13:46:15.418	2:04.020			5	13:40:31.587	3:47.274		
(946) Tom Oster					6	13:42:39.274	2:07.687		
1	13:30:03.953	2:13.206			7	13:45:25.400	2:46.126		
2	13:32:20.118	2:16.165			8	13:47:32.563	2:07.163		
3	13:34:23.626	2:03.508			(558) Kevin Mager				
4	13:38:30.666	4:07.040			1	13:30:59.616	2:10.922		
5	13:40:47.856	2:17.190			2	13:33:08.429	2:08.813		
6	13:43:21.603	2:33.747			3	13:37:23.846	4:15.417		
7	13:45:38.679	2:17.076			4	13:39:38.888	2:15.042		
(707) Rico Siebert					5	13:41:50.425	2:11.537		



Int. ADAC MX Masters Fürstlich Drehna

Klasse 2 Youngster Cup

Fürstlich Drehna 1,650 Km

Qualifying Group 2

23.04.2016 13:25

Qualifying (20:00 Time) started at 13:25:58

Lap	Time of Day	Lap Tm	S1 Tm	S2 Tm	Lap	Time of Day	Lap Tm	S1 Tm	S2 Tm
(446) Tim Scharf									
1	13:30:45.607	2:17.876							
2	13:32:59.792	2:14.185							
3	13:35:31.277	2:31.485							
4	13:38:39.104	3:07.827							
5	13:43:10.980	4:31.876							
6	13:45:39.611	2:28.631							
7	13:48:02.654	2:23.043							

(753) Flavio Wolf									
1	13:36:16.537	7:10.005							

**ADAC MX MASTERS Fürstlich Drehna 23. -24. April 2016****MX Youngster Cup****Track length: 1.650 m****Startgrid Youngster Last Chance**

Pos.	No.	Name	FNM	Nat./Hometown	Trademark	Entrant / Team
1	33	Tinkler, Kade	FMI	CAN/ Medicina	KAWASAKI	Sturm Racing Team
2	16	Cox, Bradley	MSA	RSA/ alken	KTM	KTM Diga Junior Racing Team
3	957	Seiler, Nico	FMS	SUI/ Lütisburg	KTM	Marxparts by Motocenter Hegau
4	347	Klein, Johannes	OeAMTC AUT/	steyr	KTM	Cofain KTM Zauner
5	50	Flury, Cyrille	FMS	SUI/ Leuzingen	SUZUKI	Team DIGA-Procross
6	218	Osieleniec, Kamil	PZM	POL/ Lublin	SUZUKI	Team DIGA-Procross
7	284	Jost, Simon	SMF	SVK/ Popudinske Moci dlany	KAWASAKI	Monster Energy Kawasaki Elf Team Pfeil
8	774	Schwella, Eric	DMSB	GER/ Felixsee	SUZUKI	Team Castrol Power1 Suzuki Moto-Base
9	435	Korneliussen, Sam	DMU	DEN/ Aalborg SV	KAWASAKI	KAWASAKI DANMARK
10	998	Adler, Nico	DMSB	GER/ Ebersbach	KTM	ADAC Sachsen e.V.
11	116	Perkhofer, Manuel	OeAMTC AUT/	Rietz	KTM	Kini KTM Junior Pro Team by Mefo Sport
12	972	Pleyer, Maximilian	DMSB	GER/ Ober-Ramstadt	KTM	ADAC Hessen-Thüringen MX Masters Rookie
13	4	Stauffer, Marcel	OeAMTC AUT/	Nussdorf	KTM	Kini KTM Junior Pro Team by Mefo Sport
14	297	Rock, Joey	DMSB	GER/ Schnelldorf	YAMAHA	JWD Ferrotherm
15	324	Banzirsch, Alexander	OeAMTC AUT/	Eidenberg	KAWASAKI	Team BG-Tech/Ernecker
16	235	Panyr, Adrian	DMSB	GER/ Nordhorn	KTM	MXshop-Vorriink MX Racing Team
17	237	Hummel, Marco	DMSB	GER/ 78315	HONDA	Motorrad Waldmann
18	398	Ast, Leon	DMSB	GER/ Blankenburg	YAMAHA	ADAC Hessen-Thüringen MX Masters Rookie
19	264	Berg, Jascha	DMSB	GER/ Riede - Felde	HUSQVARNA	Team Rockstar Kiedrowski Racing
20	184	König, Marco	DMSB	GER/ Ansbach	KTM	KTM Kosak Racing Team
21	275	Polak, Petr	ACCR	CZE/ Klatovy	KTM	DIGA JUNIOR RACING TEAM
22	54	Winkle, Kevin	DMSB	GER/ Murrhardt	HUSQVARNA	MPS Husqvarna Racing
23	245	Rasmussen, Mads	DMU	DEN/ Odder	SUZUKI	
24	201	Stefanidis, Stefanos	DMSB	GER/ 47495	HONDA	KMP-Honda-Repsol-Racing
25	411	Chetnicki, Gabriel	PZM	POL/ Zebrzydowice	KTM	
26	828	Schirocki, Dorian-Gabor	DMSB	GER/ Geisenfeld	YAMAHA	Motorrad-Meyer-Racing-Team
27	227	Gallwitz, Vincent	DMSB	GER/ Rheinberg	KTM	KTM Sarholz Racing Team
28	985	Gödtner, Benedikt	DMSB	GER/ Hennef	KTM	Falcon Motorsports
29	989	Varga, Imre	MAMS	HUN/ Gyor	KTM	Team HTS KTM
30	239	Florian, Lion	DMSB	GER/ Erding	KTM	MSC Freisinger Bär
31	166	Jucker, Nico	FMS	SUI/ 8493	KTM	KTM Kosak Racing Team
32	818	Rammel, Markus	OeAMTC AUT/	Seitenstetten	YAMAHA	MSC Imbach MX Racing Team by MEFO Sp
33	772	Kooij, Jarni	FMB	BEL/ Westerlo	KTM	KTM Sarholz Racing Team
34	946	Oster, Tom	DMSB	GER/ Hillscheid	KAWASAKI	Monster Energy Kawasaki Elf Team Pfeil
35	641	Lüscher, Stephan	FMS	SUI/ Seengen	KAWASAKI	HFour MX Raceland Team
36	707	Siebert, Rico	DMSB	GER/ Calw	KTM	KTM Kosak Racing Team
37	898	Stapel, Elias	DMSB	GER/ Kettenacker	KTM	Hell's .de
38	515	Kiss, Mark	MAMS	HUN/ Tolna	KTM	Team HTS KTM
39	508	Malecki, Dominik	PZM	POL/ Lublin	KAWASAKI	MEFO Sport Racing Team
40	765	Raditsch, Mico	DMSB	GER/ Euerbach	KTM	ADAC TEAM Nordbayern e.V.
Reserve						
1	776	Sczeponek, Oliver Jacques	DMSB	GER/ Landsberg OT Peißen	KTM	Falcon Motorsports
2	47	Oerter, Jonas	DMSB	GER/ Burbach	KAWASAKI	Monster Energy Kawasaki Elf Team Pfeil

Announcements: These results are provisional until the conclusion of any judicial and technical matters

Clerk of the course Christoph Kunze:

Jury President Olaf Noack:

Timekeeping Steffen Kirchhof:

Posted at: h

Printed: 23.04.2016 13:52

Reg. Nr MX 31/16



Int. ADAC MX Masters Fürstlich Drehna

Klasse 2 Youngster Cup

Fürstlich Drehna 1,650 Km

Last Chance Race

23.04.2016 16:00

Race (15:00 and 2 Laps) started at 16:14:49

Pos	No.	Name	FNM	Nat/Hometown	Trademark	Entrant / Team	Laps	Total Tm	Diff	Best Tm	In Lap	Points
1	957	Nico Seiler	FMS	SUI/ Lütisburg	KTM	Marxparts by Motocenter Hegau	10	21:11.900		1:58.601	3	0
2	33	Kade Tinkler	FMI	CAN/ Medicina	KAWASAKI	Sturm Racing Team	10	21:13.851	1.951	1:59.083	4	0
3	284	Simon Jost	SMF	SVK/ Popudinske Mocicla	KAWASAKI	Monster Energy Kawasaki Elf Tea	10	21:15.538	3.638	2:00.464	2	0
4	116	Manuel Perkhofer	OeAMTC	AUT/ Rietz	KTM	Kini KTM Junior Pro Team by Mel	10	21:21.967	10.067	2:00.023	2	0
5	16	Bradley Cox	MSA	RSA/ alken	KTM	KTM Diga Junior Racing Team	10	21:27.308	15.408	1:59.833	3	0
6	411	Gabriel Chetnicki	PZM	POL/ Zebzydowice	KTM		10	21:30.673	18.773	2:00.356	3	0
7	435	Sam Korneliusen	DMU	DEN/ Aalborg SV	KAWASAKI	KAWASAKI DANMARK	10	21:38.238	26.338	2:02.604	4	0
8	50	Cyrille Flury	FMS	SUI/ Leuzingen	SUZUKI	Team DIGA-Procross	10	21:39.230	27.330	1:58.925	2	0
9	508	Dominik Malecki	PZM	POL/ Lublin	KAWASAKI	MEFO Sport Racing Team	10	21:39.929	28.029	2:01.571	1	0
10	227	Vincent Gallwitz	DMSB	GER/ Rheinberg	KTM	KTM Sarholz Racing Team	10	21:44.840	32.940	2:00.895	1	0
11	4	Marcel Stauffer	OeAMTC	AUT/ Nussdorf	KTM	Kini KTM Junior Pro Team by Mel	10	21:46.392	34.492	2:03.181	7	0
12	275	Petr Polak	ACCR	CZE/ Klatovy	KTM	DIGA JUNIOR RACING TEAM	10	21:47.418	35.518	2:01.470	3	0
13	237	Marco Hummel	DMSB	GER/ 78315	HONDA	Motorrad Waldmann	10	21:50.510	38.610	2:02.601	4	0
14	245	Mads Rasmussen	DMU	DEN/ Odder	SUZUKI		10	21:55.077	43.177	2:01.231	4	0
15	989	Imre Varga	MAMS	HUN/ Gyor	KTM	Team HTS KTM	10	21:58.529	46.629	2:02.133	4	0
16	898	Elias Stapel	DMSB	GER/ Kettenacker	KTM	Hell's .de	10	22:03.107	51.207	2:02.716	4	0
17	235	Adrian Panyr	DMSB	GER/ Nordhorn	KTM	MXshop-Vorrikk MX Racing Team	10	22:15.262	1:03.362	2:05.163	6	0
18	985	Benedikt Gödtner	DMSB	GER/ Hennef	KTM	Falcon Motorsports	10	22:21.486	1:09.586	2:04.882	4	0
19	297	Joey Rock	DMSB	GER/ Schnellendorf	YAMAHA	JWD Ferrotherm	10	22:29.233	1:17.333	2:02.897	4	0
20	515	Mark Kiss	MAMS	HUN/ Tolna	KTM	Team HTS KTM	10	22:34.795	1:22.895	2:08.314	3	0
21	239	Lion Florian	DMSB	GER/ Erding	KTM	MSC Freisinger Bär	10	22:36.272	1:24.372	2:07.083	5	0
22	765	Mico Raditsch	DMSB	GER/ Euerbach	KTM	ADAC TEAM Nordbayern e.V.	10	22:52.385	1:40.485	2:09.026	4	0
23	264	Jascha Berg	DMSB	GER/ Riede - Felde	HUSQVARNA	Team Rockstar Kiedrowski Racing	10	23:12.000	2:00.100	2:03.190	3	0
24	398	Leon Ast	DMSB	GER/ Blankenburg	YAMAHA	ADAC Hessen-Thüringen MX Mas	9	20:15.874	1 Lap	2:03.269	3	0
25	218	Kamil Osieleniec	PZM	POL/ Lublin	SUZUKI	Team DIGA-Procross	8	19:07.598	2 Laps	2:03.589	4	0
26	324	Alexander Banzirsch	OeAMTC	AUT/ Eidenberg	KAWASAKI	Team BG-Tech/Ernecker	6	13:25.527	4 Laps	2:02.095	4	0
27	772	Jarni Kooij	FMB	BEL/ Westerlo	KTM	KTM Sarholz Racing Team	6	13:56.529	4 Laps	2:01.344	1	0
28	818	Markus Rammel	OeAMTC	AUT/ Seitenstetten	YAMAHA	MSC Imbach MX Racing Team by	6	14:02.196	4 Laps	2:07.258	4	0
29	201	Stefanos Stefanidis	DMSB	GER/ 47495	HONDA	KMP-Honda-Repsol-Racing	6	14:11.637	4 Laps	2:09.776	5	0
30	998	Nico Adler	DMSB	GER/ Ebersbach	KTM	ADAC Sachsen e.V.	5	11:30.779	5 Laps	2:03.451	4	0
31	972	Maximilian Pleyer	DMSB	GER/ Ober-Ramstadt	KTM	ADAC Hessen-Thüringen MX Mas	5	11:45.054	5 Laps	2:03.748	2	0
32	828	Dorian-Gabor Schiroc	DMSB	GER/ Geisenfeld	YAMAHA	Motorrad-Meyer-Racing-Team	5	12:25.304	5 Laps	2:07.716	4	0
33	47	Jonas Oerter	DMSB	GER/ Burbach	KAWASAKI	Monster Energy Kawasaki Elf Tea	4	9:39.568	6 Laps	2:06.306	2	0
34	166	Nico Jucker	FMS	SUI/ 8493	KTM	KTM Kosak Racing Team	4	10:16.756	6 Laps	2:06.073	1	0
35	347	Johannes Klein	OeAMTC	AUT/ steyr	KTM	Cofain KTM Zauner	3	7:01.204	7 Laps	2:03.042	3	0
36	776	Oliver Jacques Sczepi	DMSB	GER/ Landsberg OT Peiß	KTM	Falcon Motorsports	2	5:13.738	8 Laps	2:07.524	2	0
37	946	Tom Oster	DMSB	GER/ Hillscheid	KAWASAKI	Monster Energy Kawasaki Elf Tea	1	3:17.900	9 Laps	2:19.076	1	0
38	774	Eric Schwella	DMSB	GER/ Felixsee	SUZUKI	Team Castrol Power1 Suzuki Mot	1	3:45.182	9 Laps	2:57.861	1	0
39	641	Stephan Lüscher	FMS	SUI/ Seengen	KAWASAKI	HFour MX Raceland Team		52.440	10 Laps		0	0
40	54	Kevin Winkle	DMSB	GER/ Murrhardt	HUSQVARNA	MPS Husqvarna Racing					0	0

Announcements

These results are provisional until the conclusion of any judicial and technical matters!

Live Timing smartphone: WLAN: TIMEKEEPING Browser: 192.168.50.20

Weather: cloudy 10 degrees, dry track

Started: 40 Classified: 40 Not classified: 0

Margin of Victory	Ø km/h	Best Lap Tm	km/h	Best Lap by
1.951	46,702	1:58.601	50,084	957 - Nico Seiler

Official Timing www.camp-company.de / www.motorsport-events.se

Orbits

Timekeeping Steffen Kirchhof:

Clerk of the course Christoph Kunze:

Jury President Olaf Noack:

Reg. Nr MX 31/16

www.mylaps.com

Licensed to: Camp Company

Printed: 23.04.2016 16:40:05

posted at: h



Int. ADAC MX Masters Fürstlich Drehna

Klasse 2 Youngster Cup

Fürstlich Drehna 1,650 Km

Last Chance Race

23.04.2016 16:00

Race (15:00 and 2 Laps) started at 16:14:49

Lap	Time of Day	Lap Tm	S1 Tm	S2 Tm	Lap	Time of Day	Lap Tm	S1 Tm	S2 Tm
(957) Nico Seiler					5	16:25:53.129	2:03.657		
1	16:17:32.012	1:59.146			6	16:27:56.972	2:03.843		
2	16:19:31.411	1:59.399			7	16:29:58.490	2:01.518		
3	16:21:30.012	1:58.601			8	16:32:03.137	2:04.647		
4	16:23:32.202	2:02.190			9	16:34:10.757	2:07.620		
5	16:25:33.989	2:01.787			10	16:36:19.967	2:09.210		
6	16:27:37.889	2:03.900			(435) Sam Korneliusen				
7	16:29:40.594	2:02.705			1	16:17:48.835	2:08.305		
8	16:31:44.887	2:04.293			2	16:19:52.032	2:03.197		
9	16:33:51.389	2:06.502			3	16:21:55.723	2:03.691		
10	16:36:01.194	2:09.805			4	16:23:58.327	2:02.604		
(33) Kade Tinkler					5	16:26:02.143	2:03.816		
1	16:17:47.400	2:10.251			6	16:28:09.377	2:07.234		
2	16:19:49.210	2:01.810			7	16:30:14.612	2:05.235		
3	16:21:50.161	2:00.951			8	16:32:18.955	2:04.343		
4	16:23:49.244	1:59.083			9	16:34:24.548	2:05.593		
5	16:25:49.721	2:00.477			10	16:36:27.532	2:02.984		
6	16:27:49.507	1:59.786			(50) Cyrille Flury				
7	16:29:51.446	2:01.939			1	16:18:17.238	1:59.796		
8	16:31:53.098	2:01.652			2	16:20:16.163	1:58.925		
9	16:33:57.655	2:04.557			3	16:22:21.570	2:05.407		
10	16:36:03.145	2:05.490			4	16:24:24.179	2:02.609		
(284) Simon Jost					5	16:26:24.165	1:59.986		
1	16:17:42.580	2:03.629			6	16:28:26.734	2:02.569		
2	16:19:43.044	2:00.464			7	16:30:26.685	1:59.951		
3	16:21:45.155	2:02.111			8	16:32:28.543	2:01.858		
4	16:23:46.184	2:01.029			9	16:34:28.915	2:00.372		
5	16:25:47.854	2:01.670			10	16:36:28.524	1:59.609		
6	16:27:49.465	2:01.611			(508) Dominik Malecki				
7	16:29:51.854	2:02.389			1	16:17:36.254	2:01.571		
8	16:31:55.696	2:03.842			2	16:19:39.365	2:03.111		
9	16:33:58.774	2:03.078			3	16:21:42.784	2:03.419		
10	16:36:04.832	2:06.058			4	16:23:46.343	2:03.559		
(116) Manuel Perkhofer					5	16:25:50.784	2:04.441		
1	16:17:37.275	2:01.121			6	16:27:55.665	2:04.881		
2	16:19:37.298	2:00.023			7	16:30:04.041	2:08.376		
3	16:21:38.672	2:01.374			8	16:32:14.400	2:10.359		
4	16:23:40.356	2:01.684			9	16:34:23.226	2:08.826		
5	16:25:42.366	2:02.010			10	16:36:29.223	2:05.997		
6	16:27:47.040	2:04.674			(227) Vincent Gallwitz				
7	16:29:49.455	2:02.415			1	16:18:01.164	2:00.895		
8	16:31:54.511	2:05.056			2	16:20:04.900	2:03.736		
9	16:33:58.732	2:04.221			3	16:22:06.396	2:01.496		
10	16:36:11.261	2:12.529			4	16:24:08.581	2:02.185		
(16) Bradley Cox					5	16:26:12.477	2:03.896		
1	16:17:44.551	2:05.044			6	16:28:16.867	2:04.390		
2	16:19:47.259	2:02.708			7	16:30:19.812	2:02.945		
3	16:21:47.092	1:59.833			8	16:32:25.802	2:05.990		
4	16:23:47.527	2:00.435			9	16:34:30.378	2:04.576		
5	16:25:51.408	2:03.881			10	16:36:34.134	2:03.756		
6	16:27:54.188	2:02.780			(4) Marcel Stauffer				
7	16:29:57.611	2:03.423			1	16:17:50.579	2:07.665		
8	16:32:02.061	2:04.450			2	16:19:56.300	2:05.721		
9	16:34:07.609	2:05.548			3	16:21:59.703	2:03.403		
10	16:36:16.602	2:08.993			4	16:24:05.354	2:05.651		
(411) Gabriel Chetnicki					5	16:26:11.318	2:05.964		
1	16:17:47.342	2:10.086			6	16:28:15.749	2:04.431		
2	16:19:48.131	2:00.789			7	16:30:18.930	2:03.181		
3	16:21:48.487	2:00.356			8	16:32:27.403	2:08.473		
4	16:23:49.472	2:00.985			9	16:34:32.027	2:04.624		
					10	16:36:35.686	2:03.659		



Int. ADAC MX Masters Fürstlich Drehna

Klasse 2 Youngster Cup

Fürstlich Drehna 1,650 Km

Last Chance Race

23.04.2016 16:00

Race (15:00 and 2 Laps) started at 16:14:49

Lap	Time of Day	Lap Tm	S1 Tm	S2 Tm	Lap	Time of Day	Lap Tm	S1 Tm	S2 Tm
(275) Petr Polak					5	16:26:29.792	2:05.843		
1	16:18:02.061	2:03.553			6	16:28:34.955	2:05.163		
2	16:20:06.578	2:04.517			7	16:30:40.421	2:05.466		
3	16:22:08.048	2:01.470			8	16:32:48.427	2:08.006		
4	16:24:09.582	2:01.534			9	16:34:55.446	2:07.019		
5	16:26:12.714	2:03.132			10	16:37:04.556	2:09.110		
6	16:28:17.332	2:04.618			(985) Benedikt Gödtner				
7	16:30:20.369	2:03.037			1	16:17:57.634	2:12.403		
8	16:32:25.133	2:04.764			2	16:20:06.543	2:08.909		
9	16:34:31.582	2:06.449			3	16:22:11.721	2:05.178		
10	16:36:36.712	2:05.130			4	16:24:16.603	2:04.882		
(237) Marco Hummel					5	16:26:23.391	2:06.788		
1	16:17:50.208	2:07.813			6	16:28:31.178	2:07.787		
2	16:19:53.972	2:03.764			7	16:30:39.227	2:08.049		
3	16:21:56.744	2:02.772			8	16:32:50.223	2:10.996		
4	16:23:59.345	2:02.601			9	16:35:00.928	2:10.705		
5	16:26:02.716	2:03.371			10	16:37:10.780	2:09.852		
6	16:28:08.545	2:05.829			(297) Joey Rock				
7	16:30:13.676	2:05.131			1	16:18:29.160	2:07.966		
8	16:32:21.909	2:08.233			2	16:20:32.657	2:03.497		
9	16:34:27.722	2:05.813			3	16:22:40.871	2:08.214		
10	16:36:39.804	2:12.082			4	16:24:43.768	2:02.897		
(245) Mads Rasmussen					5	16:26:46.793	2:03.025		
1	16:17:59.110	2:11.300			6	16:28:58.926	2:12.133		
2	16:20:04.249	2:05.139			7	16:31:02.999	2:04.073		
3	16:22:05.574	2:01.325			8	16:33:07.029	2:04.030		
4	16:24:06.805	2:01.231			9	16:35:14.190	2:07.161		
5	16:26:11.458	2:04.653			10	16:37:18.527	2:04.337		
6	16:28:14.654	2:03.196			(515) Mark Kiss				
7	16:30:19.047	2:04.393			1	16:17:57.073	2:11.921		
8	16:32:28.051	2:09.004			2	16:20:07.345	2:10.272		
9	16:34:34.871	2:06.820			3	16:22:15.659	2:08.314		
10	16:36:44.371	2:09.500			4	16:24:24.789	2:09.130		
(989) Imre Varga					5	16:26:33.255	2:08.466		
1	16:18:03.130	2:21.787			6	16:28:42.193	2:08.938		
2	16:20:09.337	2:06.207			7	16:30:50.524	2:08.331		
3	16:22:16.364	2:07.027			8	16:33:00.239	2:09.715		
4	16:24:18.497	2:02.133			9	16:35:12.033	2:11.794		
5	16:26:21.608	2:03.111			10	16:37:24.089	2:12.056		
6	16:28:24.341	2:02.733			(239) Lion Florian				
7	16:30:28.761	2:04.420			1	16:18:00.769	2:14.660		
8	16:32:35.411	2:06.650			2	16:20:09.384	2:08.615		
9	16:34:41.653	2:06.242			3	16:22:19.875	2:10.491		
10	16:36:47.823	2:06.170			4	16:24:27.536	2:07.661		
(898) Elias Stapel					5	16:26:34.619	2:07.083		
1	16:17:45.321	2:04.368			6	16:28:45.226	2:10.607		
2	16:19:48.994	2:03.673			7	16:30:56.047	2:10.821		
3	16:21:54.158	2:05.164			8	16:33:05.892	2:09.845		
4	16:23:56.874	2:02.716			9	16:35:16.106	2:10.214		
5	16:26:00.828	2:03.954			10	16:37:25.566	2:09.460		
6	16:28:09.549	2:08.721			(765) Mico Raditsch				
7	16:30:17.951	2:08.402			1	16:18:00.474	2:16.173		
8	16:32:25.839	2:07.888			2	16:20:12.841	2:12.367		
9	16:34:38.804	2:12.965			3	16:22:25.990	2:13.149		
10	16:36:52.401	2:13.597			4	16:24:35.016	2:09.026		
(235) Adrian Panyr					5	16:26:44.710	2:09.694		
1	16:18:01.119	2:08.948			6	16:28:53.877	2:09.167		
2	16:20:10.734	2:09.615			7	16:31:04.854	2:10.977		
3	16:22:18.713	2:07.979			8	16:33:17.073	2:12.219		
4	16:24:23.949	2:05.236			9	16:35:28.661	2:11.588		
					10	16:37:41.679	2:13.018		



Int. ADAC MX Masters Fürstlich Drehna

Klasse 2 Youngster Cup

Fürstlich Drehna 1,650 Km

Last Chance Race

23.04.2016 16:00

Race (15:00 and 2 Laps) started at 16:14:49

Lap	Time of Day	Lap Tm	S1 Tm	S2 Tm	Lap	Time of Day	Lap Tm	S1 Tm	S2 Tm
(264) Jascha Berg					(998) Nico Adler				
1	16:17:54.735	2:10.204			1	16:17:51.318	2:08.067		
2	16:20:01.333	2:06.598			2	16:19:55.326	2:04.008		
3	16:22:04.523	2:03.190			3	16:21:58.854	2:03.528		
4	16:24:12.800	2:08.277			4	16:24:02.305	2:03.451		
5	16:26:19.157	2:06.357			5	16:26:20.073	2:17.768		
6	16:28:29.512	2:10.355			(972) Maximilian Pleyer				
7	16:30:38.441	2:08.929			1	16:17:49.232	2:08.270		
8	16:33:40.234	3:01.793			2	16:19:52.980	2:03.748		
9	16:35:50.031	2:09.797			3	16:21:57.621	2:04.641		
10	16:38:01.294	2:11.263			4	16:24:04.878	2:07.257		
(398) Leon Ast					5	16:26:34.348	2:29.470		
1	16:17:52.422	2:06.925			(828) Dorian-Gabor Schirocki				
2	16:19:58.443	2:06.021			1	16:18:01.253	2:14.506		
3	16:22:01.712	2:03.269			2	16:20:12.441	2:11.188		
4	16:24:06.337	2:04.625			3	16:22:21.594	2:09.153		
5	16:26:10.060	2:03.723			4	16:24:29.310	2:07.716		
6	16:28:26.618	2:16.558			5	16:27:14.598	2:45.288		
7	16:30:34.779	2:08.161			(47) Jonas Oerter				
8	16:32:43.780	2:09.001			1	16:17:53.468	2:10.983		
9	16:35:05.168	2:21.388			2	16:19:59.774	2:06.306		
(218) Kamil Osieleniec					3	16:22:14.340	2:14.566		
1	16:17:50.437	2:06.638			4	16:24:28.862	2:14.522		
2	16:19:54.457	2:04.020			(166) Nico Jucker				
3	16:21:59.001	2:04.544			1	16:17:46.462	2:06.073		
4	16:24:02.590	2:03.589			2	16:20:07.570	2:21.108		
5	16:26:09.026	2:06.436			3	16:22:50.941	2:43.371		
6	16:28:12.696	2:03.670			4	16:25:06.050	2:15.109		
7	16:30:17.101	2:04.405			(347) Johannes Klein				
8	16:33:56.892	3:39.791			1	16:17:42.636	2:04.701		
(324) Alexander Banzirsch					2	16:19:47.456	2:04.820		
1	16:17:43.607	2:04.181			3	16:21:50.498	2:03.042		
2	16:19:48.404	2:04.797			(776) Oliver Jacques Sczeponek				
3	16:21:52.162	2:03.758			1	16:17:55.508	2:12.519		
4	16:23:54.257	2:02.095			2	16:20:03.032	2:07.524		
5	16:25:57.727	2:03.470			(946) Tom Oster				
6	16:28:14.821	2:17.094			1	16:18:07.194	2:19.076		
(772) Jarni Kooij					(774) Eric Schwella				
1	16:17:40.411	2:01.344			1	16:18:34.476	2:57.861		
2	16:19:42.663	2:02.252			(818) Markus Rammel				
3	16:21:46.397	2:03.734			1	16:17:55.543	2:09.942		
4	16:23:48.278	2:01.881			2	16:20:03.915	2:08.372		
5	16:26:17.160	2:28.882			3	16:22:23.568	2:19.653		
6	16:28:45.823	2:28.663			4	16:24:30.826	2:07.258		
(201) Stefanos Stefanidis					5	16:26:39.115	2:08.289		
1	16:17:58.058	2:10.843			6	16:28:51.490	2:12.375		
2	16:20:08.415	2:10.357			(201) Stefanos Stefanidis				
3	16:22:23.346	2:14.931			1	16:17:58.058	2:10.843		
4	16:24:37.983	2:14.637			2	16:20:08.415	2:10.357		
5	16:26:47.759	2:09.776			3	16:22:23.346	2:14.931		
6	16:29:00.931	2:13.172			4	16:24:37.983	2:14.637		

Klasse 2 Youngster Cup


Fürstlich Drehna 1,650 Km

Last Chance Race

23.04.2016 16:00

Race (15:00 and 2 Laps) started at 16:14:49

Competitors	Laps											
		0	1	2	3	4	5	6	7	8	9	10
Nico Seiler (957)	1	957	957	957	957	957	957	957	957	957	957	957
Dominik Malecki (508)	2	508	508	116	116	116	116	116	33	33	33	33
Manuel Perkhofer (116)	3	116	116	508	508	284	284	284	33	116	116	284
Eric Schwella (774)	4	774	772	772	284	508	33	33	284	284	284	116
Kade Tinkler (33)	5	33	284	284	772	16	508	16	16	16	16	16
Gabriel Chetnicki (411)	6	411	347	16	16	772	16	508	411	411	411	411
Johannes Klein (347)	7	347	324	347	411	33	411	411	508	508	508	435
Simon Jost (284)	8	284	16	411	33	411	324	237	237	435	435	50
Jarni Kooij (772)	9	772	898	324	347	324	898	435	435	237	237	508
Alexander Banzirsch (324)	10	324	166	898	324	898	435	898	218	275	50	227
Bradley Cox (16)	11	16	411	33	898	435	237	218	898	227	227	4
Nico Jucker (166)	12	166	33	435	435	237	218	245	4	898	275	275
Sam Korneliussen (435)	13	435	435	972	237	998	398	324	245	4	4	237
Elias Stapel (898)	14	898	972	237	972	218	4	4	227	245	245	245
Maximilian Pleyer (972)	15	972	237	218	998	972	245	227	275	50	898	989
Imre Varga (989)	16	989	218	998	218	4	227	275	50	989	989	898
Stephan Lüscher (641)	17	641	4	4	4	398	275	989	989	398	235	235
Marco Hummel (237)	18	237	998	398	398	245	772	398	398	235	985	985
Jonas Oerter (47)	19	47	398	47	264	227	264	50	264	985	398	297
Marcel Stauffer (4)	20	4	47	264	245	275	998	264	985	515	515	515
Oliver Jacques Sczeponek (776)	21	776	264	776	227	264	989	985	235	239	297	239
Nico Adler (998)	22	998	776	818	275	985	985	235	515	297	239	765
Kamil Osieleniec (218)	23	218	818	245	985	989	50	515	239	765	765	264
Mico Raditsch (765)	24	765	515	227	47	235	235	239	297	264	264	
Jascha Berg (264)	25	264	985	985	515	50	515	772	765	218		
Mark Kiss (515)	26	515	201	275	989	515	972	818				
Benedikt Gödtner (985)	27	985	245	515	235	239	239	765				
Leon Ast (398)	28	398	765	166	239	47	818	297				
Markus Rammel (818)	29	818	239	201	50	828	765	201				
Lion Florian (239)	30	239	235	989	828	818	297					



ADAC MX MASTERS Fürstlich Drehna 23. -24. April 2016

MX Youngster Cup

Track length: 1.650 m

Startgrid Youngster 1st and 2nd Heat

Pos.	No.	Name	FNM	Nat./Hometown	Trademark	Entrant / Team
1	83	Renkens, Nathan	FMB	BEL/ Sassenburg	KTM	WZ Racing
2	329	Nijenhuis, Luca	DMSB	NED/ heerde	KAWASAKI	Monster Energy Kawasaki Elf Team Pfeil
3	298	Vaessen, Bas	KNMV	NED/ Swalmen	SUZUKI	Team Suzuki World MX2
4	26	Koch, Tom	DMSB	GER/ Wormstedt	SUZUKI	stielergruppe.mx Johannes Bikes Suzuki
5	754	Bjerregaard, Nichlas	DMU	DEN/ NIRO	YAMAHA	Sturm Racing Team
6	610	Sjoholm, Mads	DMU	DEN/ Gråsten	YAMAHA	CLASSIC Oil / SHR Motorsports
7	147	Sihvonen, Miro	SML	FIN/ Vantaa	KTM	DIGA JUNIOR RACING TEAM
8	102	Sikyna, Richard	SMF	SVK/ Liesek	KTM	MX Slovakia racing
9	595	Grobben, Cedric	FMB	BEL/ Opglabbeek	KTM	KTM Sarholz Racing Team
10	273	Heylen, Yannick	FMB	BEL/ Zemst	KTM	
11	472	Meier, Glen	DMU	DEN/ Trige	KTM	KTM Kosak Racing Team
12	79	Corneth, Jaap	KNMV	NED/ Baarlo	YAMAHA	
13	17	Ekerold, Stefan	DMSB	GER/ Weiskirchen	HUSQVARNA	Bodo Schmidt Motorsport
14	251	Lopatin, Ignatii	MFR	RUS/ sassenburg	KTM	
15	710	Karka, Dovydas	LMSF	LTU/ Balen	KTM	
16	88	Drđaj, Dusan	ACCR	CZE/ Praha 9	YAMAHA	
17	977	Kohut, Tomas	SMF	SVK/ Rudina	KTM	KTM Kosak Racing Team
18	770	Jakobson, Jan	EMF	EST/ Vaabina	KAWASAKI	Monster Energy Kawasaki Elf Team Pfeil
19	377	Krc, Martin	ACCR	CZE/ Šternberk	KTM	Sturm Racing Team
20	278	Vermijl, Thomas	FMB	BEL/ Helchteren	KAWASAKI	HNR-GPR Promo MX Team
21	100	Büttner, Stephan	DMSB	GER/ Schkölen	Kawasaki	Monster Energy Kawasaki Elf Team Pfeil
22	317	Müller, Nico	DMSB	GER/ Bruchsal	HONDA	KMP-Honda-Repsol-Racing
23	189	Kordbarlag, Mika	DMSB	GER/ Schloß Holte- Stuken	SUZUKI	Team DIGA Procross
24	154	de Vries, Dani	KNMV	NED/ Roden	YAMAHA	STC Racing
25	766	Sandner, Michael	OeAMTC AUT/	Rainbach im Mühlkrei	KTM	COFAIN Racing Team
26	531	Hellrigl, Florian	OeAMTC AUT/	Telfs	HUSQVARNA	MB Motors Racing
27	216	Pölzleithner, Alexander	OeAMTC AUT/	Wolkersdorf	KAWASAKI	Kawasaki Team Damianik
28	104	Sydow, Jeremy	DMSB	GER/ Chemnitz	KTM	Falcon Motorsports
29	820	Wiemann, Dennis	DMSB	GER/ 46399	HUSQVARNA	
30	505	Wieckowski, Maciek	PZM	POL/ Motyer	SUZUKI	Team DIGA-Procross
31	555	Guryev, Artem	MFR	RUS/ sassenburg	KTM	
32	124	Teresak, Jakub	ACCR	CZE/ Chomutov	KTM	
33	60	Koch, Nico	DMSB	GER/ Braunschweig	KTM	ADAC Niedersachsen/Sachsen-Anhalt e.V.
34	412	Rickert, Pit	DMSB	GER/ Werl	KTM	
35	957	Seiler, Nico	FMS	SUI/ Lütisburg	KTM	Marxparts by Motocenter Hegau
36	33	Tinkler, Kade	FMI	CAN/ Medicina	KAWASAKI	Sturm Racing Team
37	284	Jost, Simon	SMF	SVK/ Popudinske Mociđlan	KAWASAKI	Monster Energy Kawasaki Elf Team Pfeil
38	116	Perkhofer, Manuel	OeAMTC AUT/	Rietz	KTM	Kini KTM Junior Pro Team by Mefo Sport
39	16	Cox, Bradley	MSA	RSA/ alken	KTM	KTM Diga Junior Racing Team
40	411	Chetnicki, Gabriel	PZM	POL/ Zebrzydowice	KTM	
Reserve						
1	435	Korneliussen, Sam	DMU	DEN/ Aalborg SV	KAWASAKI	KAWASAKI DANMARK
2	50	Flury, Cyrille	FMS	SUI/ Leuzingen	SUZUKI	Team DIGA-Procross

Announcements: These results are provisional until the conclusion of any judicial and technical matters

Clerk of the course Christoph Kunze:

Jury President Olaf Noack:

Timekeeping Steffen Kirchhof:

Posted at: h

Printed: 23.04.2016 16:36

Reg. Nr MX 31/16



Int. ADAC MX Masters Fürstlich Drehna

Klasse 2 Youngster Cup

Fürstlich Drehna 1,650 Km

Warm up

24.04.2016 10:25

Practice (15:00 Time) started at 10:24:43

Pos	No.	Name	FNM	Nat/Hometown	Trademark	Entrant / Team	Laps	Best Tm	Diff	In Lap	km/h
1	83	Nathan Renkens	FMB	BEL/ Sassenburg	KTM	WZ Racing	6	1:46.999		3	55,515
2	298	Bas Vaessen	KNMV	NED/ Swalmen	SUZUKI	Team Suzuki World MX2	8	1:47.919	0.920	6	55,041
3	472	Glen Meier	DMU	DEN/ Trige	KTM	KTM Kosak Racing Team	7	1:48.230	1.231	4	54,883
4	595	Cedric Grobben	FMB	BEL/ Opglabbeek	KTM	KTM Sarholz Racing Team	7	1:49.415	2.416	4	54,289
5	79	Jaap Corneth	KNMV	NED/ Baarlo	YAMAHA		6	1:49.534	2.535	5	54,230
6	610	Mads Sjøholm	DMU	DEN/ Gråsten	YAMAHA	CLASSIC Oil / SHR Motorsports	7	1:49.899	2.900	3	54,050
7	820	Dennis Wiemann	DMSB	GER/ 46399	HUSQVARNA		8	1:49.926	2.927	2	54,036
8	17	Stefan Ekerold	DMSB	GER/ Weiskirchen	HUSQVARNA	Bodo Schmidt Motorsport	7	1:50.071	3.072	6	53,965
9	124	Jakub Teresak	ACCR	CZE/ Chomutov	KTM		6	1:50.115	3.116	4	53,944
10	754	Nichlas Bjerregaard	DMU	DEN/ NIRO	YAMAHA	Sturm Racing Team	7	1:50.120	3.121	5	53,941
11	377	Martin Krc	ACCR	CZE/ Šternberk	KTM	Sturm Racing Team	7	1:50.211	3.212	4	53,897
12	411	Gabriel Chetnicki	PZM	POL/ Zebrydowic	KTM		6	1:50.247	3.248	4	53,879
13	329	Luca Nijenhuis	DMSB	NED/ heerde	KAWASAKI	Monster Energy Kawasaki Elf Team Pfeil	7	1:50.256	3.257	3	53,875
14	33	Kade Tinkler	FMI	CAN/ Medicina	KAWASAKI	Sturm Racing Team	7	1:50.351	3.352	3	53,828
15	766	Michael Sandner	OeAMTC	AUT/ Rainbach im	KTM	COFAIN Racing Team	7	1:50.398	3.399	5	53,805
16	147	Miro Sihvonen	SML	FIN/ Vantaa	KTM	DIGA JUNIOR RACING TEAM	7	1:50.462	3.463	2	53,774
17	102	Richard Sikyna	SMF	SVK/ Liesek	KTM	MX Slovakia racing	7	1:50.531	3.532	2	53,741
18	317	Nico Müller	DMSB	GER/ Bruchsal	HONDA	KMP-Honda-Repsol-Racing	7	1:50.738	3.739	6	53,640
19	555	Artem Guryev	MFR	RUS/ sassenburg	KTM		5	1:50.835	3.836	5	53,593
20	189	Mika Kordbarlag	DMSB	GER/ Schloß Holte	SUZUKI	Team DIGA Procross	7	1:50.909	3.910	4	53,557
21	100	Stephan Büttner	DMSB	GER/ Schkölen	Kawasaki	Monster Energy Kawasaki Elf Team Pfeil	7	1:51.039	4.040	2	53,495
22	770	Jan Jakobson	EMF	EST/ Vaabina	KAWASAKI	Monster Energy Kawasaki Elf Team Pfeil	7	1:51.075	4.076	2	53,477
23	50	Cyrille Flury	FMS	SUI/ Leuzingen	SUZUKI	Team DIGA-Procross	8	1:51.105	4.106	3	53,463
24	977	Tomas Kohut	SMF	SVK/ Rudina	KTM	KTM Kosak Racing Team	7	1:51.228	4.229	7	53,404
25	251	Ignatii Lopatin	MFR	RUS/ sassenburg	KTM		6	1:51.296	4.297	4	53,371
26	284	Simon Jost	SMF	SVK/ Popudinske I	KAWASAKI	Monster Energy Kawasaki Elf Team Pfeil	7	1:51.612	4.613	6	53,220
27	273	Yannick Heylen	FMB	BEL/ Zemst	KTM		7	1:51.799	4.800	3	53,131
28	435	Sam Korneliussen	DMU	DEN/ Aalborg SV	KAWASAKI	KAWASAKI DANMARK	8	1:51.937	4.938	7	53,066
29	60	Nico Koch	DMSB	GER/ Braunschwe	KTM	ADAC Niedersachsen/Sachsen-Anhalt e.V.	7	1:52.052	5.053	4	53,011
30	216	Alexander Pölzleithner	OeAMTC	AUT/ Wolkersdorf	KAWASAKI	Kawasaki Team Damianik	7	1:52.102	5.103	5	52,987
31	278	Thomas Vermijl	FMB	BEL/ Helchteren	KAWASAKI	HNR-GPR Promo MX Team	7	1:52.111	5.112	6	52,983
32	710	Dovydas Karka	LMSF	LTU/ Balen	KTM		7	1:52.349	5.350	5	52,871
33	412	Pit Rickert	DMSB	GER/ Werl	KTM		7	1:52.839	5.840	5	52,641
34	505	Maciek Wieckowski	PZM	POL/ Motyer	SUZUKI	Team DIGA-Procross	7	1:52.960	5.961	2	52,585
35	26	Tom Koch	DMSB	GER/ Wormstedt	SUZUKI	stielergruppe.mx Johannes Bikes Suzuki	7	1:52.966	5.967	1	52,582
36	88	Dusan Drdaj	ACCR	CZE/ Praha 9	YAMAHA		6	1:53.472	6.473	3	52,348
37	531	Florian Hellrigl	OeAMTC	AUT/ Telfs	HUSQVARNA	MB Motors Racing	6	1:53.590	6.591	2	52,293
38	116	Manuel Perkhofner	OeAMTC	AUT/ Rietz	KTM	Kini KTM Junior Pro Team by Mefo Sport	7	1:53.749	6.750	7	52,220
39	16	Bradley Cox	MSA	RSA/ alken	KTM	KTM Diga Junior Racing Team	7	1:53.886	6.887	5	52,157
40	104	Jeremy Sydow	DMSB	GER/ Chemnitz	KTM	Falcon Motorsports	6	1:54.250	7.251	2	51,991
41	154	Dani de Vries	KNMV	NED/ Roden	YAMAHA	STC Racing	7	1:56.402	9.403	4	51,030
42	957	Nico Seiler	FMS	SUI/ Lütisburg	KTM	Marxparts by Motocenter Hegau	6	1:57.607	10.608	1	50,507



Int. ADAC MX Masters Fürstlich Drehna

Klasse 2 Youngster Cup

Fürstlich Drehna 1,650 Km

Warm up

24.04.2016 10:25

Practice (15:00 Time) started at 10:24:43

Lap	Time of Day	Lap Tm	S1 Tm	S2 Tm
(83) Nathan Renkens				
1	10:29:35.518	1:47.658	50.174	57.484
2	10:31:46.047	2:10.529	1:05.689	1:04.840
3	10:33:33.046	1:46.999	50.532	56.467
4	10:35:44.513	2:11.467	1:03.972	1:07.495
5	10:37:33.264	1:48.751	50.734	58.017
6	10:41:14.580	3:41.316	2:33.791	1:07.525

(298) Bas Vaessen				
1	10:28:03.326	1:50.484	52.571	57.913
2	10:29:53.150	1:49.824	52.100	57.724
3	10:31:42.465	1:49.315	52.048	57.267
4	10:33:31.239	1:48.774	51.157	57.617
5	10:35:34.566	2:03.327	52.053	1:11.274
6	10:37:22.485	1:47.919	50.769	57.150
7	10:39:12.002	1:49.517	51.984	57.533
8	10:41:17.862	2:05.860	59.617	1:06.243

(472) Glen Meier				
1	10:28:49.743	2:06.002	59.029	1:06.973
2	10:30:38.982	1:49.239	51.244	57.995
3	10:32:53.526	2:14.544	1:01.461	1:13.083
4	10:34:41.756	1:48.230	50.677	57.553
5	10:37:11.206	2:29.450	1:13.736	1:15.714
6	10:39:02.842	1:51.636	50.944	1:00.692
7	10:41:00.290	1:57.448	55.701	1:01.747

(595) Cedric Grobden				
1	10:28:29.948	1:56.537	52.347	1:04.190
2	10:30:19.449	1:49.501	51.778	57.723
3	10:32:14.496	1:55.047	53.100	1:01.947
4	10:34:03.911	1:49.415	51.458	57.957
5	10:36:15.809	2:11.898	1:02.146	1:09.752
6	10:38:09.368	1:53.559	52.964	1:00.595
7	10:40:07.296	1:57.928	56.016	1:01.912

(79) Jaap Corneth				
1	10:28:50.989	1:53.985	53.846	1:00.139
2	10:30:42.369	1:51.380	52.104	59.276
3	10:32:34.711	1:52.342	52.886	59.456
4	10:35:50.416	3:15.705	2:07.052	1:08.653
5	10:37:39.950	1:49.534	51.233	58.301
6	10:40:04.519	2:24.569	1:00.935	1:23.634

(610) Mads Sjöholm				
1	10:27:52.728	1:50.129	51.271	58.858
2	10:29:42.869	1:50.141	51.879	58.262
3	10:31:32.768	1:49.899	51.695	58.204
4	10:33:28.112	1:55.344	55.398	59.946
5	10:35:22.432	1:54.320	53.432	1:00.888
6	10:37:20.867	1:58.435	53.195	1:05.240
7	10:39:15.874	1:55.007	54.628	1:00.379

(820) Dennis Wiemann				
1	10:27:53.611	1:50.342	52.317	58.025
2	10:29:43.537	1:49.926	51.759	58.167
3	10:31:33.503	1:49.966	52.481	57.485
4	10:33:25.587	1:52.084	52.819	59.265
5	10:35:16.161	1:50.574	52.211	58.363
6	10:37:08.380	1:52.219	52.984	59.235
7	10:39:13.057	2:04.677	1:03.162	1:01.515
8	10:41:15.522	2:02.465	1:03.492	58.973

(17) Stefan Ekerold				
1	10:28:09.201	1:51.929	53.650	58.279

2	10:30:00.941	1:51.740	52.249	59.491
3	10:31:51.330	1:50.389	52.068	58.321
4	10:35:15.689	3:24.359	2:24.859	59.500
5	10:37:53.159	2:37.470	1:39.919	57.551
6	10:39:43.230	1:50.071	51.739	58.332
7	10:41:33.429	1:50.199	51.740	58.459

(124) Jakub Teresak				
1	10:29:10.420	2:01.380	56.793	1:04.587
2	10:31:01.195	1:50.775	52.045	58.730
3	10:33:07.753	2:06.558	1:02.078	1:04.480
4	10:34:57.868	1:50.115	51.539	58.576
5	10:37:13.564	2:15.696	1:01.071	1:14.625
6	10:39:05.939	1:52.375	52.628	59.747

(754) Nichlas Bjerregaard				
1	10:29:28.812	1:54.546	53.747	1:00.799
2	10:31:47.365	2:18.553	1:17.695	1:00.858
3	10:33:37.766	1:50.401	51.980	58.421
4	10:35:29.015	1:51.249	52.289	58.960
5	10:37:19.135	1:50.120	51.796	58.324
6	10:39:33.096	2:13.961	1:07.442	1:06.519
7	10:41:36.421	2:03.325	54.466	1:08.859

(377) Martin Krc				
1	10:29:02.361	1:57.498	53.532	1:03.966
2	10:30:52.773	1:50.412	51.770	58.642
3	10:33:06.701	2:13.928	58.344	1:15.584
4	10:34:56.912	1:50.211	51.241	58.970
5	10:36:59.278	2:02.366	1:01.332	1:01.034
6	10:39:10.175	2:10.897	59.345	1:11.552
7	10:41:01.274	1:51.099	51.983	59.116

(411) Gabriel Chetnicki				
1	10:28:24.092	1:52.402	53.032	59.370
2	10:30:39.966	2:15.874	1:07.237	1:08.637
3	10:32:46.581	2:06.615	58.517	1:08.098
4	10:34:36.828	1:50.247	51.921	58.326
5	10:37:44.235	3:07.407	2:02.671	1:04.736
6	10:39:35.335	1:51.100	52.121	58.979

(329) Luca Nijenhuis				
1	10:28:41.545	1:58.992	57.023	1:01.969
2	10:30:32.943	1:51.398	52.313	59.085
3	10:32:23.199	1:50.256	51.636	58.620
4	10:34:13.705	1:50.506	52.498	58.008
5	10:36:04.461	1:50.756	52.086	58.670
6	10:37:57.059	1:52.598	53.310	59.288
7	10:40:11.006	2:13.947	57.731	1:16.216

(33) Kade Tinkler				
1	10:28:57.194	1:53.193	53.554	59.639
2	10:30:48.179	1:50.985	52.610	58.375
3	10:32:38.530	1:50.351	51.558	58.793
4	10:35:45.900	3:07.370	1:53.727	1:13.643
5	10:37:36.985	1:51.085	51.962	59.123
6	10:39:28.175	1:51.190	52.228	58.962
7	10:42:08.890	2:40.715	1:17.657	1:23.058

(766) Michael Sandner				
1	10:28:43.966	1:52.608	52.549	1:00.059
2	10:30:36.947	1:52.981	53.669	59.312
3	10:32:28.557	1:51.610	52.213	59.397
4	10:34:53.693	2:25.136	1:01.752	1:23.384
5	10:36:44.091	1:50.398	51.732	58.666
6	10:38:37.724	1:53.633	53.079	1:00.554



Int. ADAC MX Masters Fürstlich Drehna

Klasse 2 Youngster Cup

Fürstlich Drehna 1,650 Km

Warm up

24.04.2016 10:25

Practice (15:00 Time) started at 10:24:43

Lap	Time of Day	Lap Tm	S1 Tm	S2 Tm
7	10:40:51.885	2:14.161	1:01.077	1:13.084

(147) Miro Sihvonen

1	10:28:44.246	1:52.009	52.583	59.426
2	10:30:34.708	1:50.462	52.370	58.092
3	10:32:27.796	1:53.088	53.244	59.844
4	10:34:19.018	1:51.222	51.977	59.245
5	10:37:51.113	3:32.095	2:30.526	1:01.569
6	10:39:41.621	1:50.508	51.430	59.078
7	10:41:32.207	1:50.586	51.688	58.898

(102) Richard Sikyna

1	10:28:43.276	1:58.786	57.046	1:01.740
2	10:30:33.807	1:50.531	51.719	58.812
3	10:32:44.606	2:10.799	1:01.717	1:09.082
4	10:34:35.526	1:50.920	51.773	59.147
5	10:36:54.855	2:19.329	59.470	1:19.859
6	10:39:00.965	2:06.110	59.517	1:06.593
7	10:41:11.024	2:10.059	52.076	1:17.983

(317) Nico Müller

1	10:28:19.586	1:57.088	54.766	1:02.322
2	10:30:10.662	1:51.076	52.189	58.887
3	10:32:27.413	2:16.751	1:03.740	1:13.011
4	10:34:28.577	2:01.164	56.178	1:04.986
5	10:36:47.991	2:19.414	1:11.906	1:07.508
6	10:38:38.729	1:50.738	51.978	58.760
7	10:40:57.072	2:18.343	1:06.625	1:11.718

(555) Artem Guryev

1	10:29:34.846	2:01.696	1:01.201	1:00.495
2	10:31:28.294	1:53.448	53.456	59.992
3	10:35:54.545	4:26.251	3:15.492	1:10.759
4	10:37:55.805	2:01.260	57.082	1:04.178
5	10:39:46.640	1:50.835	51.700	59.135

(189) Mika Kordbarlag

1	10:28:06.447	1:51.514	53.062	58.452
2	10:30:07.940	2:01.493	59.189	1:02.304
3	10:32:24.604	2:16.664	55.910	1:20.754
4	10:34:15.513	1:50.909	52.463	58.446
5	10:36:29.873	2:14.360	53.442	1:20.918
6	10:38:31.375	2:01.502	54.502	1:07.000
7	10:40:36.004	2:04.629	55.434	1:09.195

(100) Stephan Büttner

1	10:28:38.406	1:57.733	56.640	1:01.093
2	10:30:29.445	1:51.039	51.904	59.135
3	10:32:21.068	1:51.623	51.817	59.806
4	10:34:13.670	1:52.602	52.636	59.966
5	10:36:06.136	1:52.466	53.246	59.220
6	10:37:58.838	1:52.702	53.585	59.117
7	10:40:08.936	2:10.098	57.308	1:12.790

(770) Jan Jakobson

1	10:28:40.190	1:58.519	57.091	1:01.428
2	10:30:31.265	1:51.075	52.204	58.871
3	10:32:41.141	2:09.876	1:03.128	1:06.748
4	10:34:33.152	1:52.011	52.656	59.355
5	10:36:36.412	2:03.260	59.166	1:04.094
6	10:38:42.793	2:06.381	58.578	1:07.803
7	10:40:47.042	2:04.249	1:00.514	1:03.735

(50) Cyrille Flury

1	10:28:10.220	1:53.936	54.081	59.855
2	10:30:01.344	1:51.124	52.828	58.296

Lap	Time of Day	Lap Tm	S1 Tm	S2 Tm
3	10:31:52.449	1:51.105	52.921	58.184
4	10:33:44.528	1:52.079	52.960	59.119
5	10:35:36.427	1:51.899	52.678	59.221
6	10:37:28.281	1:51.854	52.937	58.917
7	10:39:20.075	1:51.794	52.934	58.860
8	10:41:12.953	1:52.878	53.143	59.735

(977) Tomas Kohut

1	10:28:17.794	2:03.151	59.553	1:03.598
2	10:30:09.305	1:51.511	51.685	59.826
3	10:32:01.384	1:52.079	52.167	59.912
4	10:34:09.998	2:08.614	1:01.492	1:07.122
5	10:36:01.576	1:51.578	51.947	59.631
6	10:38:05.040	2:03.464	58.424	1:05.040
7	10:39:56.268	1:51.228	51.211	1:00.017

(251) Ignatii Lopatin

1	10:28:50.353	2:06.522	56.806	1:09.716
2	10:30:43.008	1:52.655	53.477	59.178
3	10:32:51.417	2:08.409	1:01.329	1:07.080
4	10:34:42.713	1:51.296	52.095	59.201
5	10:37:50.513	3:07.800	1:54.900	1:12.900
6	10:39:55.010	2:04.497	51.817	1:12.680

(284) Simon Jost

1	10:29:03.899	1:55.652	55.251	1:00.401
2	10:30:58.914	1:55.015	54.888	1:00.127
3	10:32:54.668	1:55.754	53.372	1:02.382
4	10:34:48.311	1:53.643	53.584	1:00.059
5	10:36:57.867	2:09.556	1:04.031	1:05.525
6	10:38:49.479	1:51.612	52.730	58.882
7	10:40:59.722	2:10.243	57.056	1:13.187

(273) Yannick Heylen

1	10:28:33.716	1:58.338	53.915	1:04.423
2	10:30:57.230	2:23.514	53.063	1:30.451
3	10:32:49.029	1:51.799	51.868	59.931
4	10:34:55.125	2:06.096	1:02.046	1:04.050
5	10:36:52.406	1:57.281	54.059	1:03.222
6	10:38:48.541	1:56.135	55.245	1:00.890
7	10:40:41.706	1:53.165	52.864	1:00.301

(435) Sam Korneliusen

1	10:28:20.882	1:56.158	55.434	1:00.724
2	10:30:13.711	1:52.829	53.162	59.667
3	10:32:07.789	1:54.078	53.551	1:00.527
4	10:34:00.658	1:52.869	52.985	59.884
5	10:35:53.769	1:53.111	53.563	59.548
6	10:37:46.993	1:53.224	53.287	59.937
7	10:39:38.930	1:51.937	52.727	59.210
8	10:41:31.430	1:52.500	52.942	59.558

(60) Nico Koch

1	10:28:07.931	1:53.092	54.369	58.723
2	10:30:00.194	1:52.263	52.731	59.532
3	10:32:06.027	2:05.833	1:00.330	1:05.503
4	10:33:58.079	1:52.052	52.667	59.385
5	10:37:07.742	3:09.663	2:03.230	1:06.433
6	10:39:02.340	1:54.598	53.498	1:01.100
7	10:41:08.910	2:06.570	1:02.163	1:04.407

(216) Alexander Pölzleithner

1	10:28:55.467	1:55.133	55.292	59.841
2	10:30:55.332	1:59.865	53.395	1:06.470
3	10:32:57.630	2:02.298	1:00.670	1:01.628
4	10:34:51.143	1:53.513	53.541	59.972



Int. ADAC MX Masters Fürstlich Drehna

Klasse 2 Youngster Cup

Fürstlich Drehna 1,650 Km

Warm up

24.04.2016 10:25

Practice (15:00 Time) started at 10:24:43

Lap	Time of Day	Lap Tm	S1 Tm	S2 Tm
5	10:36:43.245	1:52.102	53.038	59.064
6	10:38:36.401	1:53.156	53.424	59.732
7	10:41:58.139	3:21.738	2:06.205	1:15.533

(278) Thomas Vermijl

1	10:28:59.982	1:52.534	52.592	59.942
2	10:30:52.396	1:52.414	52.588	59.826
3	10:33:16.737	2:24.341	1:03.201	1:21.140
4	10:35:08.934	1:52.197	52.988	59.209
5	10:37:01.930	1:52.996	53.049	59.947
6	10:38:54.041	1:52.111	52.713	59.398
7	10:41:25.312	2:31.271	1:08.199	1:23.072

(710) Dovydas Karka

1	10:28:53.469	1:54.212	54.846	59.366
2	10:31:15.275	2:21.806	53.263	1:28.543
3	10:33:08.858	1:53.583	52.767	1:00.816
4	10:35:12.872	2:04.014	1:04.205	59.809
5	10:37:05.221	1:52.349	52.408	59.941
6	10:39:11.623	2:06.402	1:05.629	1:00.773
7	10:41:20.957	2:09.334	59.050	1:10.284

(412) Pit Rickert

1	10:28:02.097	1:54.769	55.328	59.441
2	10:29:57.161	1:55.064	55.149	59.915
3	10:31:57.546	2:00.385	54.033	1:06.352
4	10:33:59.687	2:02.141	58.477	1:03.664
5	10:35:52.526	1:52.839	53.079	59.760
6	10:38:03.470	2:10.944	58.304	1:12.640
7	10:40:11.155	2:07.685	1:03.349	1:04.336

(505) Maciek Wieckowski

1	10:28:12.913	1:53.939	54.129	59.810
2	10:30:05.873	1:52.960	53.265	59.695
3	10:33:03.153	2:57.280	1:48.300	1:08.980
4	10:34:56.219	1:53.066	52.494	1:00.572
5	10:37:24.835	2:28.616	1:00.943	1:27.673
6	10:39:18.154	1:53.319	53.758	59.561
7	10:41:18.795	2:00.641	54.067	1:06.574

(26) Tom Koch

1	10:28:31.348	1:52.966	53.820	59.146
2	10:30:26.342	1:54.994	54.861	1:00.133
3	10:32:19.998	1:53.656	53.180	1:00.476
4	10:34:14.733	1:54.735	54.447	1:00.288
5	10:36:11.875	1:57.142	53.212	1:03.930
6	10:38:06.123	1:54.248	53.362	1:00.886
7	10:40:00.224	1:54.101	53.612	1:00.489

(88) Dusan Drdaj

1	10:29:28.607	2:05.661	59.222	1:06.439
2	10:31:27.064	1:58.457	56.788	1:01.669
3	10:33:20.536	1:53.472	53.199	1:00.273
4	10:35:24.978	2:04.442	59.925	1:04.517
5	10:38:08.434	2:43.456	1:32.037	1:11.419
6	10:40:05.963	1:57.529	53.057	1:04.472

(531) Florian Hellrigl

1	10:29:25.478	2:19.508	1:03.329	1:16.179
2	10:31:19.068	1:53.590	53.652	59.938
3	10:34:02.836	2:43.768	1:32.405	1:11.363
4	10:35:56.908	1:54.072	53.392	1:00.680
5	10:38:01.497	2:04.589	1:03.881	1:00.708
6	10:40:08.088	2:06.591	55.110	1:11.481

(116) Manuel Perkhofner

Lap	Time of Day	Lap Tm	S1 Tm	S2 Tm
1	10:28:22.513	1:58.383	54.727	1:03.656
2	10:30:17.988	1:55.475	53.907	1:01.568
3	10:32:18.112	2:00.124	58.683	1:01.441
4	10:34:21.540	2:03.428	53.238	1:10.190
5	10:36:23.752	2:02.212	58.442	1:03.770
6	10:38:25.559	2:01.807	55.948	1:05.859
7	10:40:19.308	1:53.749	52.957	1:00.792

(16) Bradley Cox

1	10:29:06.171	1:54.944	54.629	1:00.315
2	10:31:02.281	1:56.110	53.951	1:02.159
3	10:32:58.627	1:56.346	54.393	1:01.953
4	10:35:06.437	2:07.810	1:03.664	1:04.146
5	10:37:00.323	1:53.886	53.218	1:00.668
6	10:39:07.205	2:06.882	56.627	1:10.255
7	10:41:01.864	1:54.659	53.354	1:01.305

(104) Jeremy Sydow

1	10:28:47.369	2:00.765	56.671	1:04.094
2	10:30:41.619	1:54.250	54.111	1:00.139
3	10:33:13.819	2:32.200	1:01.189	1:31.011
4	10:35:09.780	1:55.961	53.751	1:02.210
5	10:39:10.378	4:00.598	2:44.485	1:16.113
6	10:41:09.547	1:59.169	58.117	1:01.052

(154) Dani de Vries

1	10:29:12.318	1:58.272	55.280	1:02.992
2	10:31:10.306	1:57.988	54.890	1:03.098
3	10:33:11.657	2:01.351	57.241	1:04.110
4	10:35:08.059	1:56.402	55.601	1:00.801
5	10:37:16.602	2:08.543	1:01.809	1:06.734
6	10:39:21.642	2:05.040	58.091	1:06.949
7	10:41:28.451	2:06.809	59.263	1:07.546

(957) Nico Seiler

1	10:28:25.775	1:57.607	55.484	1:02.123
2	10:30:28.866	2:03.091	55.911	1:07.180
3	10:32:33.060	2:04.194	1:02.598	1:01.596
4	10:34:41.049	2:07.989	1:02.917	1:05.072
5	10:36:40.921	1:59.872	56.866	1:03.006
6	10:39:51.479	3:10.558	2:08.358	1:02.200



Int. ADAC MX Masters Fürstlich Drehna

Klasse 2 Youngster Cup

Fürstlich Drehna 1,650 Km

1. Race 24.04.2016 13:00

Race (25:00 and 2 Laps) started at 12:59:08

Pos	No.	Name	FNM	Nat/Hometown	Trademark	Entrant / Team	Laps	Total Tm	Diff	Best Tm	In Lap	Points
1	147	Miro Sihvonen	SML	FIN/ Vantaa	KTM	DIGA JUNIOR RACING TEAM	15	28:50.218		1:50.264	3	25
2	17	Stefan Ekerold	DMSB	GER/ Weiskirchen	HUSQVARNA	Bodo Schmidt Motorsport	15	28:50.858	0.640	1:50.213	1	22
3	329	Luca Nijenhuis	DMSB	NED/ heerde	KAWASAKI	Monster Energy Kawasaki Elf Tea	15	29:12.141	21.923	1:51.962	4	20
4	273	Yannick Heylen	FMB	BEL/ Zemst	KTM		15	29:31.748	41.530	1:52.800	1	18
5	298	Bas Vaessen	KNMV	NED/ Swalmen	SUZUKI	Team Suzuki World MX2	15	29:40.017	49.799	1:52.872	5	16
6	977	Thomas Kohut	SMF	SVK/ Rudina	KTM	KTM Kosak Racing Team	15	29:52.284	1:02.066	1:54.750	8	15
7	820	Dennis Wiemann	DMSB	GER/ 46399	HUSQVARNA		15	29:52.736	1:02.518	1:53.728	6	14
8	26	Tom Koch	DMSB	GER/ Wormstedt	SUZUKI	stielgruppe.mx Johannes Bikes	15	29:54.911	1:04.693	1:52.494	3	13
9	79	Jaap Corneth	KNMV	NED/ Baarlo	YAMAHA		15	30:00.431	1:10.213	1:53.477	3	12
10	284	Simon Jost	SMF	SVK/ Popudinske Mocicla	KAWASAKI	Monster Energy Kawasaki Elf Tea	15	30:01.657	1:11.439	1:54.316	5	11
11	33	Kade Tinkler	FMI	CAN/ Medicina	KAWASAKI	Sturm Racing Team	15	30:03.082	1:12.864	1:54.312	6	10
12	411	Gabriel Chetnicki	PZM	POL/ Zebrydowice	KTM		15	30:03.548	1:13.330	1:55.025	5	9
13	83	Nathan Renkens	FMB	BEL/ Sassenburg	KTM	WZ Racing	15	30:04.333	1:14.115	1:52.488	4	8
14	610	Mads Sjøholm	DMU	DEN/ Gråsten	YAMAHA	CLASSIC Oil / SHR Motorsports	15	30:05.201	1:14.983	1:53.554	3	7
15	595	Cedric Grobben	FMB	BEL/ Oplabbbeek	KTM	KTM Sarholz Racing Team	15	30:05.508	1:15.290	1:53.324	3	6
16	472	Glen Meier	DMU	DEN/ Trige	KTM	KTM Kosak Racing Team	15	30:09.832	1:19.614	1:52.216	1	5
17	377	Martin Krc	ACCR	CZE/ Šternberk	KTM	Sturm Racing Team	15	30:12.645	1:22.427	1:56.216	3	4
18	100	Stephan Büttner	DMSB	GER/ Schkölen	Kawasaki	Monster Energy Kawasaki Elf Tea	15	30:18.828	1:28.610	1:54.143	3	3
19	216	Alexander Pölzleithner	OeAMTC	AUT/ Wolkersdorf	KAWASAKI	Kawasaki Team Damianik	15	30:20.844	1:30.626	1:55.862	9	2
20	770	Jan Jakobson	EMF	EST/ Vaabina	KAWASAKI	Monster Energy Kawasaki Elf Tea	15	30:23.133	1:32.915	1:55.381	4	1
21	278	Thomas Vermijl	FMB	BEL/ Helchteren	KAWASAKI	HNR-GPR Promo MX Team	15	30:23.992	1:33.774	1:54.728	3	0
22	154	Dani de Vries	KNMV	NED/ Roden	YAMAHA	STC Racing	15	30:24.019	1:33.801	1:55.499	3	0
23	189	Mika Kordbarlag	DMSB	GER/ Schloß Holte- Stuke	SUZUKI	Team DIGA Procross	15	30:27.082	1:36.864	1:53.640	1	0
24	766	Michael Sandner	OeAMTC	AUT/ Rainbach im Mühlh	KTM	COFAIN Racing Team	15	30:32.356	1:42.138	1:55.037	3	0
25	88	Dusan Drdaj	ACCR	CZE/ Praha 9	YAMAHA		15	30:34.888	1:44.670	1:57.120	6	0
26	102	Richard Sikyna	SMF	SVK/ Liesek	KTM	MX Slovakia racing	15	30:41.384	1:51.166	1:53.494	2	0
27	60	Nico Koch	DMSB	GER/ Braunschweig	KTM	ADAC Niedersachsen/Sachsen-Ar	14	28:59.939	1 Lap	1:57.099	5	0
28	412	Pit Rickert	DMSB	GER/ Werl	KTM		14	29:05.430	1 Lap	1:56.674	4	0
29	555	Artem Guryev	MFR	RUS/ sassenburg	KTM		14	29:08.248	1 Lap	1:57.859	5	0
30	116	Manuel Perkhofer	OeAMTC	AUT/ Rietz	KTM	Kini KTM Junior Pro Team by Mei	14	29:09.418	1 Lap	1:54.831	3	0
31	104	Jeremy Sydow	DMSB	GER/ Chemnitz	KTM	Falcon Motorsports	14	29:11.144	1 Lap	1:56.770	5	0
32	710	Dovydas Karka	LMSF	LTU/ Balen	KTM		14	29:15.902	1 Lap	1:54.547	3	0
33	957	Nico Seiler	FMS	SUI/ Lütisburg	KTM	Marxparts by Motocenter Hegau	14	29:21.193	1 Lap	1:55.499	5	0
34	505	Maciek Wieckowski	PZM	POL/ Motyry	SUZUKI	Team DIGA-Procross	14	29:22.764	1 Lap	1:55.539	1	0
35	531	Florian Hellrigl	OeAMTC	AUT/ Telfs	HUSQVARNA	MB Motors Racing	14	29:24.158	1 Lap	1:56.208	1	0
36	16	Bradley Cox	MSA	RSA/ alken	KTM	KTM Diga Junior Racing Team	8	17:42.311	7 Laps	1:55.246	3	0
37	124	Jakub Teresak	ACCR	CZE/ Chomutov	KTM		4	8:49.704	11 Laps	1:55.139	3	0
38	317	Nico Müller	DMSB	GER/ Bruchsal	HONDA	KMP-Honda-Repsol-Racing	2	5:16.187	13 Laps	1:56.627	2	0
39	251	Ignatii Lopatin	MFR	RUS/ sassenburg	KTM			47.540	15 Laps		0	0
40	754	Nichlas Bjerregaard	DMU	DEN/ NIRO	YAMAHA	Sturm Racing Team					0	0

Announcements

These results are provisional until the conclusion of any judicial and technical matters!

Live Timing smartphone: WLAN: TIMEKEEPING Browser: 192.168.50.20

Weather: cloudy 9 degrees, dry track

#273 holeshot

Started: 40 Classified: 40 Not classified: 0

Margin of Victory	Ø km/h	Best Lap Tm	km/h	Best Lap by
0.640	51,496	1:50.213	53,896	17 - Stefan Ekerold

Official Timing www.camp-company.de / www.motorsport-events.se

Orbits

Timekeeping Steffen Kirchhof:

Clerk of the course Christoph Kunze:

Jury President Olaf Noack:


Reg. Nr MX 31/16

www.mylaps.com

Licensed to: Camp Company

Printed: 24.04.2016 13:30:35

posted at: h



Int. ADAC MX Masters Fürstlich Drehna

Klasse 2 Youngster Cup

Fürstlich Drehna 1,650 Km

1. Race 24.04.2016 13:00

Race (25:00 and 2 Laps) started at 12:59:08

Lap	Time of Day	Lap Tm	S1 Tm	S2 Tm	Lap	Time of Day	Lap Tm	S1 Tm	S2 Tm
(147) Miro Sihvonen					(298) Bas Vaessen				
1	13:01:45.082	1:51.408	53.006	58.402	1	13:02:08.757	1:54.337	54.067	1:00.270
2	13:03:37.448	1:52.366	53.930	58.436	2	13:04:04.434	1:55.677	55.773	59.904
3	13:05:27.712	1:50.264	52.202	58.062	3	13:05:57.971	1:53.537	53.989	59.548
4	13:07:18.821	1:51.109	52.540	58.569	4	13:07:52.186	1:54.215	53.759	1:00.456
5	13:09:09.988	1:51.167	52.598	58.569	5	13:09:45.058	1:52.872	53.658	59.214
6	13:11:01.971	1:51.983	53.171	58.812	6	13:11:38.931	1:53.873	54.152	59.721
7	13:12:53.672	1:51.701	52.553	59.148	7	13:13:31.991	1:53.060	53.274	59.786
8	13:14:45.530	1:51.858	52.368	59.490	8	13:15:27.246	1:55.255	54.674	1:00.581
9	13:16:37.903	1:52.373	52.716	59.657	9	13:17:21.716	1:54.470	54.778	59.692
10	13:18:30.060	1:52.157	52.774	59.383	10	13:19:16.766	1:55.050	54.183	1:00.867
11	13:20:23.389	1:53.329	53.513	59.816	11	13:21:12.187	1:55.421	54.581	1:00.840
12	13:22:18.779	1:55.390	54.642	1:00.748	12	13:23:06.602	1:54.415	54.592	59.823
13	13:24:13.255	1:54.476	53.250	1:01.226	13	13:25:00.195	1:53.593	53.169	1:00.424
14	13:26:05.594	1:52.339	52.828	59.511	14	13:26:54.145	1:53.950	53.777	1:00.173
15	13:27:59.157	1:53.563	53.651	59.912	15	13:28:48.956	1:54.811	53.741	1:01.070
(17) Stefan Ekerold					(977) Tomas Kohut				
1	13:01:42.259	1:50.213	51.724	58.489	1	13:01:52.307	1:55.441	54.836	1:00.605
2	13:03:34.562	1:52.303	53.843	58.460	2	13:03:48.713	1:56.406	56.334	1:00.072
3	13:05:25.364	1:50.802	52.424	58.378	3	13:05:43.564	1:54.851	53.471	1:01.380
4	13:07:15.982	1:50.618	52.421	58.197	4	13:07:39.029	1:55.465	54.199	1:01.266
5	13:09:08.147	1:52.165	53.216	58.949	5	13:09:34.566	1:55.537	54.447	1:01.090
6	13:11:00.263	1:52.116	53.191	58.925	6	13:11:31.356	1:56.790	54.832	1:01.958
7	13:12:53.126	1:52.863	53.343	59.520	7	13:13:26.662	1:55.306	54.391	1:00.915
8	13:14:46.673	1:53.547	54.406	59.141	8	13:15:21.412	1:54.750	54.121	1:00.629
9	13:16:39.122	1:52.449	52.886	59.563	9	13:17:17.590	1:56.178	54.498	1:01.680
10	13:18:31.419	1:52.297	53.192	59.105	10	13:19:14.291	1:56.701	54.461	1:02.240
11	13:20:25.915	1:54.496	55.621	58.875	11	13:21:10.840	1:56.549	54.858	1:01.691
12	13:22:19.488	1:53.573	53.402	1:00.171	12	13:23:09.487	1:58.647	57.347	1:01.300
13	13:24:13.716	1:54.228	53.792	1:00.436	13	13:25:05.275	1:55.788	54.353	1:01.435
14	13:26:07.158	1:53.442	53.297	1:00.145	14	13:27:03.451	1:58.176	55.046	1:03.130
15	13:27:59.797	1:52.639	53.204	59.435	15	13:29:01.223	1:57.772	54.787	1:02.985
(329) Luca Nijenhuis					(820) Dennis Wiemann				
1	13:01:45.529	1:53.081	53.442	59.639	1	13:01:59.767	1:56.313	56.059	1:00.254
2	13:03:38.503	1:52.974	54.641	58.333	2	13:03:54.821	1:55.054	55.267	59.787
3	13:05:31.106	1:52.603	53.429	59.174	3	13:05:51.556	1:56.735	54.600	1:02.135
4	13:07:23.068	1:51.962	52.912	59.050	4	13:07:45.750	1:54.194	53.700	1:00.494
5	13:09:15.098	1:52.030	52.725	59.305	5	13:09:39.703	1:53.953	53.467	1:00.486
6	13:11:07.933	1:52.835	53.240	59.595	6	13:11:33.431	1:53.728	53.710	1:00.018
7	13:13:01.677	1:53.744	53.565	1:00.179	7	13:13:27.678	1:54.247	54.194	1:00.053
8	13:14:54.517	1:52.840	52.602	1:00.238	8	13:15:22.262	1:54.584	53.450	1:01.134
9	13:16:48.959	1:54.442	54.096	1:00.346	9	13:17:19.078	1:56.816	54.682	1:02.134
10	13:18:43.121	1:54.162	53.822	1:00.340	10	13:19:16.069	1:56.991	54.812	1:02.179
11	13:20:37.519	1:54.398	54.042	1:00.356	11	13:21:11.519	1:55.450	54.611	1:00.839
12	13:22:33.054	1:55.535	54.578	1:00.957	12	13:23:08.623	1:57.104	56.332	1:00.772
13	13:24:28.253	1:55.199	54.341	1:00.858	13	13:25:05.160	1:56.537	54.439	1:02.098
14	13:26:23.689	1:55.436	54.645	1:00.791	14	13:27:03.835	1:58.675	56.742	1:01.933
15	13:28:21.080	1:57.391	54.984	1:02.407	15	13:29:01.675	1:57.840	55.532	1:02.308
(273) Yannick Heylen					(26) Tom Koch				
1	13:01:44.217	1:52.800	53.317	59.483	1	13:01:47.123	1:52.980	53.703	59.277
2	13:03:37.055	1:52.838	53.885	58.953	2	13:03:40.393	1:53.270	54.636	58.634
3	13:05:30.058	1:53.003	54.045	58.958	3	13:05:32.887	1:52.494	53.272	59.222
4	13:07:24.725	1:54.667	54.417	1:00.250	4	13:07:27.035	1:54.148	54.181	59.967
5	13:09:19.642	1:54.917	54.586	1:00.331	5	13:09:21.742	1:54.707	54.719	59.988
6	13:11:14.134	1:54.492	54.166	1:00.326	6	13:11:16.972	1:55.230	54.580	1:00.650
7	13:13:07.955	1:53.821	53.770	1:00.051	7	13:13:13.041	1:56.069	55.311	1:00.758
8	13:15:01.924	1:53.969	53.075	1:00.894	8	13:15:09.941	1:56.900	55.073	1:01.827
9	13:16:56.647	1:54.723	53.769	1:00.954	9	13:17:06.373	1:56.432	55.006	1:01.426
10	13:18:51.103	1:54.456	53.855	1:00.601	10	13:19:01.596	1:55.223	54.567	1:00.656
11	13:20:47.006	1:55.903	54.673	1:01.230	11	13:20:58.019	1:56.423	54.472	1:01.951
12	13:22:44.023	1:57.017	55.169	1:01.848					
13	13:24:42.032	1:58.009	55.316	1:02.693					



Int. ADAC MX Masters Fürstlich Drehna

Klasse 2 Youngster Cup

Fürstlich Drehna 1,650 Km

1. Race 24.04.2016 13:00

Race (25:00 and 2 Laps) started at 12:59:08

Lap	Time of Day	Lap Tm	S1 Tm	S2 Tm	Lap	Time of Day	Lap Tm	S1 Tm	S2 Tm
12	13:23:14.474	2:16.455	1:14.568	1:01.887	10	13:19:24.064	1:55.949	54.614	1:01.335
13	13:25:10.733	1:56.259	54.788	1:01.471	11	13:21:22.141	1:58.077	55.579	1:02.498
14	13:27:07.064	1:56.331	55.811	1:00.520	12	13:23:21.192	1:59.051	56.639	1:02.412
15	13:29:03.850	1:56.786	55.424	1:01.362	13	13:25:18.355	1:57.163	55.091	1:02.072

(79) Jaap Corneth

1	13:01:53.141	1:55.554	55.198	1:00.356
2	13:03:49.267	1:56.126	55.882	1:00.244
3	13:05:42.744	1:53.477	53.228	1:00.249
4	13:07:38.240	1:55.496	54.465	1:01.031
5	13:09:34.029	1:55.789	54.560	1:01.229
6	13:11:29.953	1:55.924	54.457	1:01.467
7	13:13:25.605	1:55.652	54.386	1:01.266
8	13:15:20.921	1:55.316	53.968	1:01.348
9	13:17:18.694	1:57.773	54.714	1:03.059
10	13:19:16.580	1:57.886	54.874	1:03.012
11	13:21:15.742	1:59.162	56.887	1:02.275
12	13:23:14.521	1:58.779	55.572	1:03.207
13	13:25:13.058	1:58.537	55.620	1:02.917
14	13:27:11.787	1:58.729	56.012	1:02.717
15	13:29:09.370	1:57.583	55.706	1:01.877

(83) Nathan Renkens

1	13:02:04.407	1:56.198	55.781	1:00.417
2	13:04:16.442	2:12.035	55.033	1:17.002
3	13:06:09.548	1:53.106	53.204	59.902
4	13:08:02.036	1:52.488	52.965	59.523
5	13:09:57.703	1:55.667	54.445	1:01.222
6	13:11:54.438	1:56.735	55.068	1:01.667
7	13:13:49.771	1:55.333	55.149	1:00.184
8	13:15:47.007	1:57.236	55.680	1:01.556
9	13:17:41.800	1:54.793	53.553	1:01.240
10	13:19:37.482	1:55.682	54.041	1:01.641
11	13:21:33.036	1:55.554	53.841	1:01.713
12	13:23:27.457	1:54.421	54.187	1:00.234
13	13:25:21.199	1:53.742	53.289	1:00.453
14	13:27:17.415	1:56.216	54.910	1:01.306
15	13:29:13.272	1:55.857	54.923	1:00.934

(284) Simon Jost

1	13:01:57.398	1:58.237	57.136	1:01.101
2	13:03:53.615	1:56.217	55.340	1:00.877
3	13:05:49.528	1:55.913	54.421	1:01.492
4	13:07:44.547	1:55.019	54.132	1:00.887
5	13:09:38.863	1:54.316	53.836	1:00.480
6	13:11:34.496	1:55.633	54.035	1:01.598
7	13:13:31.032	1:56.536	54.993	1:01.543
8	13:15:27.075	1:56.043	54.645	1:01.398
9	13:17:24.089	1:57.014	54.539	1:02.475
10	13:19:20.903	1:56.814	54.600	1:02.214
11	13:21:17.191	1:56.288	54.358	1:01.930
12	13:23:15.184	1:57.993	55.674	1:02.319
13	13:25:14.148	1:58.964	55.537	1:03.427
14	13:27:12.889	1:58.741	55.913	1:02.828
15	13:29:10.596	1:57.707	55.299	1:02.408

(610) Mads Sjöholm

1	13:01:53.735	1:55.125	55.922	59.203
2	13:03:50.373	1:56.638	55.994	1:00.644
3	13:05:43.927	1:53.554	53.105	1:00.449
4	13:07:39.539	1:55.612	54.215	1:01.397
5	13:09:37.067	1:57.528	55.875	1:01.653
6	13:11:33.157	1:56.090	53.940	1:02.150
7	13:13:30.115	1:56.958	55.522	1:01.436
8	13:15:26.663	1:56.548	54.919	1:01.629
9	13:17:25.807	1:59.144	56.741	1:02.403
10	13:19:23.330	1:57.523	55.405	1:02.118
11	13:21:21.002	1:57.672	55.553	1:02.119
12	13:23:19.103	1:58.101	55.603	1:02.498
13	13:25:17.665	1:58.562	55.990	1:02.572
14	13:27:16.528	1:58.863	56.894	1:01.969
15	13:29:14.140	1:57.612	55.384	1:02.228

(33) Kade Tinkler

1	13:01:56.842	1:56.825	55.939	1:00.886
2	13:03:52.806	1:55.964	54.611	1:01.353
3	13:05:48.226	1:55.420	54.431	1:00.989
4	13:07:43.491	1:55.265	54.570	1:00.695
5	13:09:37.886	1:54.395	53.848	1:00.547
6	13:11:32.198	1:54.312	53.728	1:00.584
7	13:13:29.410	1:57.212	54.831	1:02.381
8	13:15:24.693	1:55.283	54.219	1:01.064
9	13:17:21.042	1:56.349	54.343	1:02.006
10	13:19:19.309	1:58.267	55.786	1:02.481
11	13:21:18.567	1:59.258	55.168	1:04.090
12	13:23:16.688	1:58.121	55.514	1:02.607
13	13:25:14.848	1:58.160	54.900	1:03.260
14	13:27:14.296	1:59.448	55.895	1:03.553
15	13:29:12.021	1:57.725	55.044	1:02.681

(595) Cedric Grobden

1	13:01:55.016	1:55.476	55.395	1:00.081
2	13:03:51.189	1:56.173	55.459	1:00.714
3	13:05:44.513	1:53.324	53.316	1:00.008
4	13:07:39.838	1:55.325	54.398	1:00.927
5	13:09:34.980	1:55.142	55.023	1:00.119
6	13:11:30.270	1:55.290	54.181	1:01.109
7	13:13:29.364	2:19.094	54.671	1:24.423
8	13:15:26.149	1:56.785	55.743	1:01.042
9	13:17:24.305	1:56.156	55.588	1:00.568
10	13:19:23.894	1:55.589	54.456	1:01.133
11	13:21:23.101	1:56.207	54.626	1:01.581
12	13:23:22.631	1:55.530	55.580	59.950
13	13:25:24.533	1:54.902	54.073	1:00.829
14	13:27:22.194	1:55.012	54.514	1:00.498
15	13:29:24.447	1:54.902	54.054	1:00.848

(411) Gabriel Chetnicki

1	13:02:00.868	1:58.397	56.534	1:01.863
2	13:03:56.621	1:55.753	55.776	59.977
3	13:05:52.533	1:55.912	54.885	1:01.027
4	13:07:49.417	1:56.884	55.857	1:01.027
5	13:09:44.442	1:55.025	54.433	1:00.592
6	13:11:39.665	1:55.223	54.178	1:01.045
7	13:13:35.453	1:55.788	54.620	1:01.168
8	13:15:31.769	1:56.316	54.533	1:01.783
9	13:17:28.115	1:56.346	54.714	1:01.632

(472) Glen Meier

1	13:02:27.183	1:52.216	53.147	59.069
2	13:04:19.783	1:52.600	53.069	59.531
3	13:06:12.179	1:52.396	52.942	59.454
4	13:08:05.028	1:52.849	53.135	59.714
5	13:09:59.276	1:54.248	53.889	1:00.359
6	13:11:56.062	1:56.786	55.257	1:01.529
7	13:13:51.928	1:55.866	54.136	1:01.730



Int. ADAC MX Masters Fürstlich Drehna

Klasse 2 Youngster Cup

Fürstlich Drehna 1,650 Km

1. Race

24.04.2016 13:00

Race (25:00 and 2 Laps) started at 12:59:08

Lap	Time of Day	Lap Tm	S1 Tm	S2 Tm	Lap	Time of Day	Lap Tm	S1 Tm	S2 Tm
8	13:15:48.592	1:56.664	55.434	1:01.230	6	13:11:55.615	1:57.530	55.805	1:01.725
9	13:17:45.322	1:56.730	55.710	1:01.020	7	13:13:53.377	1:57.762	55.845	1:01.917
10	13:19:40.265	1:54.943	54.200	1:00.743	8	13:15:50.997	1:57.620	54.941	1:02.679
11	13:21:36.627	1:56.362	55.081	1:01.281	9	13:17:46.653	1:55.656	54.183	1:01.473
12	13:23:31.182	1:54.555	53.889	1:00.666	10	13:19:42.873	1:56.220	54.544	1:01.676
13	13:25:26.376	1:55.194	54.248	1:00.946	11	13:21:40.028	1:57.155	55.115	1:02.040
14	13:27:22.017	1:55.641	54.284	1:01.357	12	13:23:39.892	1:59.864	57.013	1:02.851
15	13:29:18.771	1:56.754	54.090	1:02.664	13	13:25:36.948	1:57.056	54.531	1:02.525
(377) Martin Krc					14	13:27:33.618	1:56.670	54.794	1:01.876
1	13:01:57.953	1:57.434	55.807	1:01.627	15	13:29:32.072	1:58.454	55.137	1:03.317
2	13:03:54.547	1:56.594	55.160	1:01.434	(278) Thomas Vernijl				
3	13:05:50.763	1:56.216	53.898	1:02.318	1	13:02:03.721	1:57.371	57.170	1:00.201
4	13:07:47.983	1:57.220	54.244	1:02.976	2	13:04:02.680	1:58.959	56.530	1:02.429
5	13:09:44.331	1:56.348	54.131	1:02.217	3	13:05:57.408	1:54.728	54.401	1:00.327
6	13:11:41.680	1:57.349	56.107	1:01.242	4	13:07:54.936	1:57.528	54.753	1:02.775
7	13:13:38.645	1:56.965	55.060	1:01.905	5	13:09:52.700	1:57.764	55.638	1:02.126
8	13:15:35.178	1:56.533	54.202	1:02.331	6	13:11:49.539	1:56.839	54.743	1:02.096
9	13:17:32.552	1:57.374	55.145	1:02.229	7	13:13:46.888	1:57.349	54.655	1:02.694
10	13:19:29.104	1:56.552	54.263	1:02.289	8	13:15:42.853	1:55.965	54.590	1:01.375
11	13:21:26.519	1:57.415	55.974	1:01.441	9	13:17:39.783	1:56.930	54.695	1:02.235
12	13:23:23.817	1:57.298	55.181	1:02.117	10	13:19:37.566	1:57.783	55.063	1:02.720
13	13:25:20.228	1:56.411	54.837	1:01.574	11	13:21:36.327	1:58.761	56.338	1:02.423
14	13:27:19.739	1:59.511	55.259	1:04.252	12	13:23:34.877	1:58.550	55.807	1:02.743
15	13:29:21.584	2:01.845	56.566	1:05.279	13	13:25:34.134	1:59.257	54.820	1:04.437
(100) Stephan Büttner					14	13:27:33.353	1:59.219	55.050	1:04.169
1	13:02:07.410	1:59.818	58.083	1:01.735	15	13:29:32.931	1:59.578	56.242	1:03.336
2	13:04:04.085	1:56.675	55.380	1:01.295	(154) Dani de Vries				
3	13:05:58.228	1:54.143	53.483	1:00.660	1	13:02:02.505	1:57.197	56.333	1:00.864
4	13:07:53.673	1:55.445	55.273	1:00.172	2	13:04:00.762	1:58.257	56.102	1:02.155
5	13:09:49.396	1:55.723	55.212	1:00.511	3	13:05:56.261	1:55.499	54.413	1:01.086
6	13:11:44.773	1:55.377	54.221	1:01.156	4	13:07:53.289	1:57.028	55.155	1:01.873
7	13:13:41.562	1:56.789	54.550	1:02.239	5	13:09:51.930	1:58.641	56.631	1:02.010
8	13:15:38.742	1:57.180	55.337	1:01.843	6	13:11:48.973	1:57.043	54.948	1:02.095
9	13:17:35.911	1:57.169	55.325	1:01.844	7	13:13:47.636	1:58.663	54.623	1:04.040
10	13:19:32.925	1:57.014	55.346	1:01.668	8	13:15:48.251	2:00.615	57.018	1:03.597
11	13:21:33.453	2:00.528	57.516	1:03.012	9	13:17:44.759	1:56.508	55.292	1:01.216
12	13:23:33.124	1:59.671	55.652	1:04.019	10	13:19:42.093	1:57.334	55.722	1:01.612
13	13:25:30.398	1:57.274	55.039	1:02.235	11	13:21:39.702	1:57.609	55.200	1:02.409
14	13:27:28.512	1:58.114	55.528	1:02.586	12	13:23:39.786	2:00.084	56.301	1:03.783
15	13:29:27.767	1:59.255	55.728	1:03.527	13	13:25:37.930	1:58.144	55.838	1:02.306
(216) Alexander Pölzleitner					14	13:27:35.476	1:57.546	55.535	1:02.011
1	13:02:05.135	2:00.532	58.338	1:02.194	15	13:29:32.958	1:57.482	55.552	1:01.930
2	13:04:03.338	1:58.203	56.619	1:01.584	(189) Mika Kordbarlag				
3	13:06:00.027	1:56.689	55.519	1:01.170	1	13:02:11.171	1:53.640	54.406	59.234
4	13:07:56.739	1:56.712	54.647	1:02.065	2	13:04:09.401	1:58.230	55.251	1:02.979
5	13:09:54.584	1:57.845	55.375	1:02.470	3	13:06:06.016	1:56.615	55.484	1:01.131
6	13:11:51.794	1:57.210	55.737	1:01.473	4	13:08:01.108	1:55.092	54.114	1:00.978
7	13:13:48.344	1:56.550	54.876	1:01.674	5	13:09:58.456	1:57.348	55.687	1:01.661
8	13:15:45.382	1:57.038	55.528	1:01.510	6	13:11:57.700	1:59.244	56.895	1:02.349
9	13:17:41.244	1:55.862	54.361	1:01.501	7	13:13:54.396	1:56.696	55.434	1:01.262
10	13:19:39.630	1:58.386	54.324	1:04.062	8	13:15:51.212	1:56.816	55.043	1:01.773
11	13:21:38.839	1:59.209	54.713	1:04.496	9	13:17:49.098	1:57.886	55.601	1:02.285
12	13:23:36.404	1:57.565	55.177	1:02.388	10	13:19:46.469	1:57.371	55.656	1:01.715
13	13:25:32.724	1:56.320	54.417	1:01.903	11	13:21:43.056	1:56.587	55.190	1:01.397
14	13:27:30.329	1:57.605	54.617	1:02.988	12	13:23:41.677	1:58.621	55.445	1:03.176
15	13:29:29.783	1:59.454	55.353	1:04.101	13	13:25:38.934	1:57.257	55.112	1:02.145
(770) Jan Jakobson					14	13:27:37.907	1:58.973	55.426	1:03.547
1	13:02:06.428	1:58.916	57.651	1:01.265	15	13:29:36.021	1:58.114	55.465	1:02.649
2	13:04:07.509	2:01.081	57.650	1:03.431	(766) Michael Sandner				
3	13:06:04.429	1:56.920	55.221	1:01.699	1	13:02:07.915	1:59.697	56.768	1:02.929
4	13:07:59.810	1:55.381	54.396	1:00.985	2	13:04:08.094	2:00.179	56.457	1:03.722
5	13:09:58.085	1:58.275	55.626	1:02.649	3	13:06:03.131	1:55.037	54.817	1:00.220



Int. ADAC MX Masters Fürstlich Drehna

Klasse 2 Youngster Cup

Fürstlich Drehna 1,650 Km

1. Race 24.04.2016 13:00

Race (25:00 and 2 Laps) started at 12:59:08

Lap	Time of Day	Lap Tm	S1 Tm	S2 Tm	Lap	Time of Day	Lap Tm	S1 Tm	S2 Tm
4	13:07:58.630	1:55.499	53.860	1:01.639	3	13:06:07.537	1:58.388	56.755	1:01.633
5	13:09:56.844	1:58.214	55.163	1:03.051	4	13:08:04.211	1:56.674	54.463	1:02.211
6	13:11:53.474	1:56.630	54.576	1:02.054	5	13:10:01.873	1:57.662	56.077	1:01.585
7	13:14:01.373	2:07.899	1:06.341	1:01.558	6	13:11:58.749	1:56.876	55.026	1:01.850
8	13:15:57.036	1:55.663	54.085	1:01.578	7	13:13:55.566	1:56.817	55.434	1:01.383
9	13:17:54.099	1:57.063	55.124	1:01.939	8	13:16:12.953	2:17.387	54.965	1:22.422
10	13:19:50.515	1:56.416	54.421	1:01.995	9	13:18:11.407	1:58.454	56.270	1:02.184
11	13:21:48.829	1:58.314	55.708	1:02.606	10	13:20:13.690	2:02.283	57.640	1:04.643
12	13:23:45.380	1:56.551	54.786	1:01.765	11	13:22:13.692	2:00.002	56.608	1:03.394
13	13:25:42.800	1:57.420	55.382	1:02.038	12	13:24:13.877	2:00.185	56.364	1:03.821
14	13:27:41.991	1:59.191	55.228	1:03.963	13	13:26:14.267	2:00.390	57.518	1:02.872
15	13:29:41.295	1:59.304	56.466	1:02.838	14	13:28:14.369	2:00.102	56.758	1:03.344

(88) Dusan Drdaj

1	13:01:54.988	1:57.344	56.081	1:01.263
2	13:03:54.353	1:59.365	56.850	1:02.515
3	13:05:52.207	1:57.854	55.605	1:02.249
4	13:07:57.734	2:05.527	54.720	1:10.807
5	13:09:56.207	1:58.473	55.540	1:02.933
6	13:11:53.327	1:57.120	54.450	1:02.670
7	13:13:51.406	1:58.079	55.139	1:02.940
8	13:15:50.357	1:58.951	55.078	1:03.873
9	13:17:49.101	1:58.744	55.755	1:02.989
10	13:19:48.903	1:59.802	56.080	1:03.722
11	13:21:47.727	1:58.824	55.887	1:02.937
12	13:23:45.725	1:57.998	55.212	1:02.786
13	13:25:45.048	1:59.323	56.260	1:03.063
14	13:27:43.850	1:58.802	55.280	1:03.522
15	13:29:43.827	1:59.977	55.774	1:04.203

(555) Artem Guryev

1	13:02:08.380	1:59.474	57.535	1:01.939
2	13:04:06.987	1:58.607	56.374	1:02.233
3	13:06:11.035	2:04.048	54.487	1:09.561
4	13:08:09.687	1:58.652	56.560	1:02.092
5	13:10:07.546	1:57.859	55.955	1:01.904
6	13:12:06.066	1:58.520	56.600	1:01.920
7	13:14:04.546	1:58.480	56.384	1:02.096
8	13:16:06.533	2:01.987	56.545	1:05.442
9	13:18:06.317	1:59.784	57.615	1:02.169
10	13:20:09.145	2:02.828	57.571	1:05.257
11	13:22:09.988	2:00.843	57.989	1:02.854
12	13:24:11.052	2:01.064	57.419	1:03.645
13	13:26:16.830	2:05.778	59.951	1:05.827
14	13:28:17.187	2:00.357	57.239	1:03.118

(102) Richard Sikyna

1	13:02:35.622	2:39.655	1:38.480	1:01.175
2	13:04:29.116	1:53.494	53.791	59.703
3	13:06:22.657	1:53.541	53.694	59.847
4	13:08:17.271	1:54.614	54.004	1:00.610
5	13:10:12.463	1:55.192	54.042	1:01.150
6	13:12:08.323	1:55.860	54.173	1:01.687
7	13:14:06.109	1:57.786	56.083	1:01.703
8	13:16:04.065	1:57.956	55.456	1:02.500
9	13:18:01.402	1:57.337	55.419	1:01.918
10	13:19:59.704	1:58.302	55.973	1:02.329
11	13:21:58.967	1:59.263	56.117	1:03.146
12	13:23:56.946	1:57.979	55.787	1:02.192
13	13:25:55.556	1:58.610	56.330	1:02.280
14	13:27:52.376	1:56.820	54.972	1:01.848
15	13:29:50.323	1:57.947	55.686	1:02.261

(116) Manuel Perkhofer

1	13:02:03.356	1:57.692	56.578	1:01.114
2	13:04:01.674	1:58.318	55.764	1:02.554
3	13:05:56.505	1:54.831	54.279	1:00.552
4	13:07:56.014	1:59.509	56.491	1:03.018
5	13:09:57.111	2:01.097	55.542	1:05.555
6	13:12:16.328	2:19.217	1:18.138	1:01.079
7	13:14:15.470	1:59.142	56.263	1:02.879
8	13:16:14.018	1:58.548	55.294	1:03.254
9	13:18:12.373	1:58.355	55.884	1:02.471
10	13:20:11.730	1:59.357	56.897	1:02.460
11	13:22:13.065	2:01.335	57.617	1:03.718
12	13:24:15.925	2:02.860	57.520	1:05.340
13	13:26:17.748	2:01.823	57.671	1:04.152
14	13:28:18.357	2:00.609	57.034	1:03.575

(60) Nico Koch

1	13:02:01.645	1:57.421	56.692	1:00.729
2	13:04:19.369	2:17.724	56.402	1:21.322
3	13:06:17.135	1:57.766	56.483	1:01.283
4	13:08:14.780	1:57.645	55.313	1:02.332
5	13:10:11.879	1:57.099	55.468	1:01.631
6	13:12:10.291	1:58.412	56.174	1:02.238
7	13:14:09.087	1:58.796	56.034	1:02.762
8	13:16:08.228	1:59.141	56.072	1:03.069
9	13:18:08.726	2:00.498	56.372	1:04.126
10	13:20:08.079	1:59.353	55.927	1:03.426
11	13:22:06.947	1:58.868	55.824	1:03.044
12	13:24:07.066	2:00.119	56.357	1:03.762
13	13:26:08.532	2:01.466	56.443	1:05.023
14	13:28:08.878	2:00.346	56.149	1:04.197

(104) Jeremy Sydow

1	13:02:10.633	2:03.902	1:00.877	1:03.025
2	13:04:11.533	2:00.900	57.561	1:03.339
3	13:06:09.335	1:57.802	55.506	1:02.296
4	13:08:07.185	1:57.850	55.006	1:02.844
5	13:10:03.955	1:56.770	54.912	1:01.858
6	13:12:00.739	1:56.784	54.833	1:01.951
7	13:13:59.375	1:58.636	56.766	1:01.870
8	13:15:56.395	1:57.020	54.435	1:02.585
9	13:17:56.366	1:59.971	54.970	1:05.001
10	13:20:14.677	2:18.311	1:15.133	1:03.178
11	13:22:15.734	2:01.057	57.947	1:03.110
12	13:24:17.778	2:02.044	58.405	1:03.639
13	13:26:18.910	2:01.132	56.655	1:04.477
14	13:28:20.083	2:01.173	56.663	1:04.510

(412) Pit Rickert

1	13:02:04.671	2:01.186	58.891	1:02.295
2	13:04:09.149	2:04.478	59.041	1:05.437

(710) Dovydas Karka

1	13:02:09.235	2:00.269	57.881	1:02.388
2	13:04:07.464	1:58.229	55.995	1:02.234
3	13:06:02.011	1:54.547	54.409	1:00.138
4	13:07:57.639	1:55.628	53.901	1:01.727



Int. ADAC MX Masters Fürstlich Drehna

Klasse 2 Youngster Cup

Fürstlich Drehna 1,650 Km

1. Race 24.04.2016 13:00

Race (25:00 and 2 Laps) started at 12:59:08

Lap	Time of Day	Lap Tm	S1 Tm	S2 Tm	Lap	Time of Day	Lap Tm	S1 Tm	S2 Tm
5	13:09:53.856	1:56.217	54.902	1:01.315	7	13:13:45.024	1:57.610	54.243	1:03.367
6	13:11:50.456	1:56.600	54.580	1:02.020	8	13:16:51.250	3:06.226	54.644	2:11.582
7	13:13:47.929	1:57.473	55.216	1:02.257	<hr/>				
8	13:15:57.613	2:09.684	54.457	1:15.227	(124) Jakob Teresak				
9	13:17:56.258	1:58.645	56.130	1:02.515	1	13:02:06.147	1:59.492	57.965	1:01.527
10	13:19:53.105	1:56.847	55.279	1:01.568	2	13:04:05.794	1:59.647	56.987	1:02.660
11	13:21:53.944	2:00.839	56.301	1:04.538	3	13:06:00.933	1:55.139	54.477	1:00.662
12	13:23:53.552	1:59.608	56.095	1:03.513	4	13:07:58.643	1:57.710	54.682	1:03.028
13	13:26:21.562	2:28.010	1:23.480	1:04.530	<hr/>				
14	13:28:24.841	2:03.279	58.267	1:05.012	(317) Nico Müller				

(957) Nico Seiler				
1	13:01:58.923	1:56.344	55.557	1:00.787
2	13:03:55.872	1:56.949	54.877	1:02.072
3	13:05:52.655	1:56.783	54.888	1:01.895
4	13:07:50.995	1:58.340	55.478	1:02.862
5	13:09:46.494	1:55.499	53.778	1:01.721
6	13:11:43.021	1:56.527	54.220	1:02.307
7	13:14:15.115	2:32.094	1:28.653	1:03.441
8	13:16:17.337	2:02.222	56.707	1:05.515
9	13:18:18.391	2:01.054	57.038	1:04.016
10	13:20:19.027	2:00.636	56.883	1:03.753
11	13:22:22.141	2:03.114	57.699	1:05.415
12	13:24:24.129	2:01.988	57.824	1:04.164
13	13:26:28.480	2:04.351	58.322	1:06.029
14	13:28:30.132	2:01.652	57.307	1:04.345

(505) Maciek Wieckowski				
1	13:02:31.856	1:55.539	55.071	1:00.468
2	13:04:42.438	2:10.582	54.942	1:15.640
3	13:06:38.172	1:55.734	54.891	1:00.843
4	13:08:35.924	1:57.752	55.664	1:02.088
5	13:10:32.700	1:56.776	55.526	1:01.250
6	13:12:29.371	1:56.671	54.973	1:01.698
7	13:14:27.131	1:57.760	55.531	1:02.229
8	13:16:27.269	2:00.138	56.261	1:03.877
9	13:18:25.866	1:58.597	55.166	1:03.431
10	13:20:27.519	2:01.653	56.425	1:05.228
11	13:22:25.636	1:58.117	56.089	1:02.028
12	13:24:33.619	2:07.983	1:04.387	1:03.596
13	13:26:32.462	1:58.843	56.695	1:02.148
14	13:28:31.703	1:59.241	55.778	1:03.463

(531) Florian Hellrigl				
1	13:01:51.971	1:56.208	54.063	1:02.145
2	13:03:52.260	2:00.289	57.468	1:02.821
3	13:05:50.215	1:57.955	54.817	1:03.138
4	13:07:51.424	2:01.209	56.634	1:04.575
5	13:09:55.445	2:04.021	58.608	1:05.413
6	13:11:58.245	2:02.800	57.157	1:05.643
7	13:14:02.813	2:04.568	59.130	1:05.438
8	13:16:05.557	2:02.744	57.160	1:05.584
9	13:18:09.071	2:03.514	58.244	1:05.270
10	13:20:13.955	2:04.884	59.291	1:05.593
11	13:22:18.419	2:04.464	59.180	1:05.284
12	13:24:23.333	2:04.914	59.671	1:05.243
13	13:26:30.551	2:07.218	1:01.461	1:05.757
14	13:28:33.097	2:02.546	56.788	1:05.758

(16) Bradley Cox				
1	13:02:00.474	1:58.630	55.988	1:02.642
2	13:03:58.201	1:57.727	56.631	1:01.096
3	13:05:53.447	1:55.246	54.474	1:00.772
4	13:07:51.809	1:58.362	55.452	1:02.910
5	13:09:51.565	1:59.756	57.531	1:02.225
6	13:11:47.414	1:55.849	53.813	1:02.036

Int. ADAC MX Masters Fürstlich Drehna

Lapchart

Klasse 2 Youngster Cup

Fürstlich Drehna 1,650 Km

1. Race

24.04.2016 13:00

Race (25:00 and 2 Laps) started at 12:59:08

Competitors	Laps															
	0	1	2	3	4	5	6	7	8	9	10	11	12	13	14	15
Yannick Heylen (273)	1	273	17	17	17	17	17	17	17	147	147	147	147	147	147	147
Stefan Ekerold (17)	2	17	273	273	147	147	147	147	147	17	17	17	17	17	17	17
Luca Nijenhuis (329)	3	329	147	147	273	329	329	329	329	329	329	329	329	329	329	329
Miro Sihvonen (147)	4	147	329	329	329	273	273	273	273	273	273	273	273	273	273	273
Tom Koch (26)	5	26	26	26	26	26	26	26	26	26	26	26	298	298	298	298
Nico Müller (317)	6	317	531	977	79	79	79	79	79	79	977	977	820	820	977	977
Florian Hellrigl (531)	7	531	977	79	977	977	977	595	977	977	79	820	820	977	977	820
Richard Sikyna (102)	8	102	79	610	610	610	595	977	820	820	820	79	298	26	26	26
Ignatii Lopatin (251)	9	251	610	595	595	595	610	33	33	33	33	298	79	79	79	79
Tomas Kohut (977)	10	977	88	531	33	33	33	610	610	610	298	33	284	284	284	284
Jaap Corneth (79)	11	79	595	33	284	284	284	820	284	284	284	284	33	33	33	33
Dusan Drdaj (88)	12	88	33	284	531	820	820	284	298	298	610	610	610	610	411	411
Mads Sjöholm (610)	13	610	284	88	377	377	377	298	411	411	411	411	411	411	610	83
Simon Jost (284)	14	284	377	377	820	411	411	411	377	377	377	377	377	377	83	610
Cedric Grobбен (595)	15	595	957	820	88	957	298	377	100	100	100	100	83	83	83	595
Kade Tinkler (33)	16	33	820	957	411	531	957	957	16	278	278	83	100	595	595	377
Martin Krc (377)	17	377	16	411	957	16	100	100	278	216	216	278	595	472	472	377
Bradley Cox (16)	18	16	411	16	16	298	16	16	154	595	83	595	278	100	100	100
Gabriel Chetnicki (411)	19	411	60	154	154	154	154	154	710	83	595	216	472	278	216	216
Nico Seiler (957)	20	957	154	116	116	100	278	278	216	154	154	472	216	216	278	770
Dennis Wiemann (820)	21	820	116	278	278	278	710	710	595	472	472	154	154	154	770	278
Pit Rickert (412)	22	412	278	216	298	116	216	216	83	88	770	770	770	770	154	154
Nico Koch (60)	23	60	83	100	100	216	531	88	88	770	189	189	189	189	189	189
Alexander Pölzleithner (216)	24	216	412	298	216	710	88	766	472	189	88	88	88	766	766	766
Dani de Vries (154)	25	154	216	124	124	88	766	83	770	104	766	766	766	88	88	88
Manuel Perkhofer (116)	26	116	124	555	710	766	116	770	189	766	710	710	710	102	102	102
Thomas Vermijl (278)	27	278	770	710	766	124	83	472	412	710	104	102	102	102	60	60
Jakub Teresak (124)	28	124	100	770	770	770	770	189	104	102	102	60	60	60	412	412
Jeremy Sydow (104)	29	104	766	766	189	189	189	531	766	531	555	555	555	555	555	555
Jan Jakobson (770)	30	770	555	412	412	83	472	412	531	555	60	116	116	412	116	116



Int. ADAC MX Masters Fürstlich Drehna

Klasse 2 Youngster Cup

Fürstlich Drehna 1,650 Km

2. Race

24.04.2016 15:50

Race (25:00 and 2 Laps) started at 15:52:28

Pos	No.	Name	FNM	Nat/Hometown	Trademark	Entrant / Team	Laps	Total Tm	Diff	Best Tm	In Lap	Points
1	147	Miro Sihvonen	SML	FIN/ Vantaa	KTM	DIGA JUNIOR RACING TEAM	15	30:04.300		1:53.693	2	25
2	329	Luca Nijenhuis	DMSB	NED/ heerde	KAWASAKI	Monster Energy Kawasaki Elf Tea	15	30:06.631	2.331	1:55.766	2	20
3	17	Stefan Ekerold	DMSB	GER/ Weiskirchen	HUSQVARNA	Bodo Schmidt Motorsport	15	30:07.691	3.391	1:52.631	1	22
4	83	Nathan Renkens	FMB	BEL/ Sassenburg	KTM	WZ Racing	15	30:14.573	10.273	1:55.509	12	18
5	79	Jaap Corneth	KNMV	NED/ Baarlo	YAMAHA		15	30:29.442	25.142	1:56.034	1	16
6	472	Glen Meier	DMU	DEN/ Trige	KTM	KTM Kosak Racing Team	15	30:30.033	25.733	1:56.458	1	15
7	595	Cedric Grobben	FMB	BEL/ Opglabbeek	KTM	KTM Sarholz Racing Team	15	30:43.784	39.484	1:57.393	11	14
8	273	Yannick Heylen	FMB	BEL/ Zemst	KTM		15	30:45.238	40.938	1:57.260	3	13
9	377	Martin Krc	ACCR	CZE/ Šternberk	KTM	Sturm Racing Team	15	30:48.242	43.942	1:56.427	3	12
10	820	Dennis Wiemann	DMSB	GER/ 46399	HUSQVARNA		15	30:51.631	47.331	1:58.036	5	11
11	100	Stephan Büttner	DMSB	GER/ Wormkölen	Kawasaki	Monster Energy Kawasaki Elf Tea	15	30:54.420	50.120	1:58.242	2	10
12	298	Bas Vaessen	KNMV	NED/ Swalmen	SUZUKI	Team Suzuki World MX2	15	30:54.444	50.144	1:56.339	12	9
13	710	Dovydas Karka	LMSF	LTU/ Balen	KTM		15	31:03.763	59.463	1:58.338	3	8
14	766	Michael Sandner	OeAMTC	AUT/ Rainbach im Mühlki	KTM	COFAIN Racing Team	15	31:04.615	1:00.315	1:57.676	3	7
15	26	Tom Koch	DMSB	GER/ Wormstedt	SUZUKI	stielergruppe.mx Johannes Bikes	15	31:05.297	1:00.997	1:59.864	14	6
16	189	Mika Kordbarlag	DMSB	GER/ Schloß Holte- Stuke	SUZUKI	Team DIGA Procross	15	31:11.334	1:07.034	1:57.544	4	5
17	411	Gabriel Chetnicki	PZM	POL/ Zebrydowice	KTM		15	31:22.656	1:18.356	1:59.080	5	4
18	154	Dani de Vries	KNMV	NED/ Roden	YAMAHA	STC Racing	15	31:24.369	1:20.069	2:00.082	2	3
19	216	Alexander Pölzleithner	OeAMTC	AUT/ Wolkersdorf	KAWASAKI	Kawasaki Team Damianik	15	31:25.220	1:20.920	1:58.316	4	2
20	33	Kade Tinkler	FMI	CAN/ Medicina	KAWASAKI	Sturm Racing Team	15	31:33.300	1:29.000	2:00.659	5	1
21	555	Artem Guryev	MFR	RUS/ sassenburg	KTM		15	31:35.969	1:31.669	2:00.410	4	0
22	977	Tomas Kohut	SMF	SVK/ Rudina	KTM	KTM Kosak Racing Team	15	31:36.722	1:32.422	1:59.506	4	0
23	284	Simon Jost	SMF	SVK/ Popudinske Moxidla	KAWASAKI	Monster Energy Kawasaki Elf Tea	15	31:43.476	1:39.176	1:58.311	3	0
24	124	Jakub Teresak	ACCR	CZE/ Chomutov	KTM		15	31:53.761	1:49.461	2:01.282	2	0
25	770	Jan Jakobson	EMF	EST/ Vaabina	KAWASAKI	Monster Energy Kawasaki Elf Tea	15	31:57.935	1:53.635	2:01.458	3	0
26	278	Thomas Vermijl	FMB	BEL/ Helchteren	KAWASAKI	HNR-GPR Promo MX Team	15	32:04.134	1:59.834	2:00.552	3	0
27	16	Bradley Cox	MSA	RSA/ alken	KTM	KTM Diga Junior Racing Team	15	32:06.046	2:01.746	2:01.148	3	0
28	435	Sam Korneliusen	DMU	DEN/ Aalborg SV	KAWASAKI	KAWASAKI DANMARK	15	32:08.503	2:04.203	2:02.133	4	0
29	60	Nico Koch	DMSB	GER/ Braunschweig	KTM	ADAC Niedersachsen/Sachsen-Ar	14	30:06.639	1 Lap	2:02.490	3	0
30	104	Jeremy Sydow	DMSB	GER/ Chemnitz	KTM	Falcon Motorsports	14	30:10.066	1 Lap	2:01.257	4	0
31	317	Nico Müller	DMSB	GER/ Bruchsal	HONDA	KMP-Honda-Repsol-Racing	14	30:50.411	1 Lap	2:00.310	3	0
32	412	Pit Rickert	DMSB	GER/ Werl	KTM		14	31:57.691	1 Lap	2:03.087	3	0
33	957	Nico Seiler	FMS	SUI/ Lütisburg	KTM	Marxparts by Motocenter Hegau	9	19:30.201	6 Laps	2:01.638	3	0
34	531	Florian Hellrigl	OeAMTC	AUT/ Telfs	HUSQVARNA	MB Motors Racing	7	16:04.524	8 Laps	2:04.799	3	0
35	505	Maciek Wieckowski	PZM	POL/ Motyer	SUZUKI	Team DIGA-Procross	7	16:04.904	8 Laps	2:00.893	4	0
36	50	Cyrille Flury	FMS	SUI/ Leuzingen	SUZUKI	Team DIGA-Procross	6	13:12.430	9 Laps	1:58.034	4	0
37	610	Mads Sjöholm	DMU	DEN/ Gråsten	YAMAHA	CLASSIC Oil / SHR Motorsports	5	11:18.013	10 Laps	1:59.977	3	0
38	88	Dusan Drdaj	ACCR	CZE/ Praha 9	YAMAHA		5	11:40.485	10 Laps	2:02.317	3	0
39	116	Manuel Perkhofer	OeAMTC	AUT/ Rietz	KTM	Kini KTM Junior Pro Team by Mel	5	12:05.469	10 Laps	2:06.164	4	0
40	102	Richard Sikyna	SMF	SVK/ Liesek	KTM	MX Slovakia racing	1	3:38.036	14 Laps	2:18.447	1	0

Announcements

These results are provisional until the conclusion of any judicial and technical matters!

Local Live Timing smartphone: WLAN: TIMEKEEPING Browser: 192.168.50.20

Weather: cloudy 5 degrees, dry track

#17 holeshoot

Started: 40 Classified: 40 Not classified: 0

Margin of Victory	Ø km/h	Best Lap Tm	km/h	Best Lap by
2.331	49,382	1:52.631	52,739	17 - Stefan Ekerold

Official Timing www.camp-company.de / www.motorsport-events.se

Orbits

Timekeeping Steffen Kirchhof:

Clerk of the course Christoph Kunze:

Jury President Olaf Noack:

Reg. Nr MX 31/16

www.mylaps.com

Licensed to: Camp Company

Printed: 24.04.2016 16:24:53

posted at: h



Int. ADAC MX Masters Fürstlich Drehna

Klasse 2 Youngster Cup

Fürstlich Drehna 1,650 Km

2. Race

24.04.2016 15:50

Race (25:00 and 2 Laps) started at 15:52:28

Lap	Time of Day	Lap Tm	S1 Tm	S2 Tm	Lap	Time of Day	Lap Tm	S1 Tm	S2 Tm
(147) Miro Sihvonen					14	16:20:44.150	1:57.689	55.073	1:02.616
1	15:55:07.587	1:54.429	53.909	1:00.520	15	16:22:42.770	1:58.620	55.320	1:03.300
2	15:57:01.280	1:53.693	53.314	1:00.379	(79) Jaap Corneth				
3	15:58:56.999	1:55.719	54.357	1:01.362	1	15:55:08.633	1:56.034	53.853	1:02.181
4	16:00:53.214	1:56.215	54.153	1:02.062	2	15:57:05.667	1:57.034	54.915	1:02.119
5	16:02:50.013	1:56.799	54.318	1:02.481	3	15:59:02.919	1:57.252	54.928	1:02.324
6	16:04:45.767	1:55.754	54.218	1:01.536	4	16:01:02.155	1:59.236	55.593	1:03.643
7	16:06:43.691	1:57.924	55.115	1:02.809	5	16:03:00.910	1:58.755	55.763	1:02.992
8	16:08:41.976	1:58.285	55.334	1:02.951	6	16:04:58.444	1:57.534	55.089	1:02.445
9	16:10:40.961	1:58.985	55.210	1:03.775	7	16:06:57.214	1:58.770	55.869	1:02.901
10	16:12:38.423	1:57.462	55.928	1:01.534	8	16:08:56.614	1:59.400	56.238	1:03.162
11	16:14:37.109	1:58.686	56.383	1:02.303	9	16:10:56.046	1:59.432	56.280	1:03.152
12	16:16:34.681	1:57.572	55.844	1:01.728	10	16:12:56.009	1:59.963	56.631	1:03.332
13	16:18:33.788	1:59.107	56.211	1:02.896	11	16:14:56.570	2:00.561	57.084	1:03.477
14	16:20:32.813	1:59.025	55.637	1:03.388	12	16:16:56.265	1:59.695	56.165	1:03.530
15	16:22:32.497	1:59.684	56.594	1:03.090	13	16:18:57.218	2:00.953	56.451	1:04.502
(329) Luca Nijenhuis					14	16:20:57.448	2:00.230	56.526	1:03.704
1	15:55:10.273	1:56.880	55.377	1:01.503	15	16:22:57.639	2:00.191	56.646	1:03.545
2	15:57:06.039	1:55.766	54.063	1:01.703	(472) Glen Meier				
3	15:59:03.425	1:57.386	55.709	1:01.677	1	15:55:09.330	1:56.458	54.856	1:01.602
4	16:01:00.564	1:57.139	55.902	1:01.237	2	15:57:07.996	1:58.666	55.749	1:02.917
5	16:02:56.564	1:56.000	54.910	1:01.090	3	15:59:05.000	1:57.004	55.025	1:01.979
6	16:04:53.228	1:56.664	55.275	1:01.389	4	16:01:02.433	1:57.433	55.600	1:01.833
7	16:06:50.379	1:57.151	55.416	1:01.735	5	16:03:01.444	1:59.011	56.254	1:02.757
8	16:08:48.672	1:58.293	56.191	1:02.102	6	16:04:59.611	1:58.167	55.638	1:02.529
9	16:10:47.161	1:58.489	56.163	1:02.326	7	16:06:58.070	1:58.459	55.849	1:02.610
10	16:12:45.344	1:58.183	56.278	1:01.905	8	16:08:57.271	1:59.201	56.205	1:02.996
11	16:14:43.136	1:57.792	55.957	1:01.835	9	16:10:57.248	1:59.977	56.803	1:03.174
12	16:16:41.484	1:58.348	56.693	1:01.655	10	16:12:57.131	1:59.883	56.608	1:03.275
13	16:18:40.160	1:58.676	56.015	1:02.661	11	16:14:57.572	2:00.441	56.505	1:03.936
14	16:20:37.770	1:57.610	55.761	1:01.849	12	16:16:57.191	1:59.619	56.629	1:02.990
15	16:22:34.828	1:57.058	56.088	1:00.970	13	16:18:57.543	2:00.352	55.829	1:04.523
(17) Stefan Ekerold					14	16:20:57.813	2:00.270	56.867	1:03.403
1	15:55:03.332	1:52.631	52.845	59.786	15	16:22:58.230	2:00.417	57.329	1:03.088
2	15:57:16.316	2:12.984	53.179	1:19.805	(595) Cedric Grobden				
3	15:59:13.741	1:57.425	55.492	1:01.933	1	15:55:23.523	2:02.510	58.486	1:04.024
4	16:01:09.902	1:56.161	54.493	1:01.668	2	15:57:21.867	1:58.344	56.590	1:01.754
5	16:03:07.178	1:57.276	55.737	1:01.539	3	15:59:20.776	1:58.909	56.078	1:02.831
6	16:05:03.903	1:56.725	54.844	1:01.881	4	16:01:18.183	1:57.407	55.008	1:02.399
7	16:07:00.986	1:57.083	55.658	1:01.425	5	16:03:17.020	1:58.837	56.648	1:02.189
8	16:08:58.334	1:57.348	55.918	1:01.430	6	16:05:15.309	1:58.289	56.994	1:01.295
9	16:10:56.609	1:58.275	55.397	1:02.878	7	16:07:14.127	1:58.818	55.769	1:03.049
10	16:12:53.844	1:57.235	55.830	1:01.405	8	16:09:14.612	2:00.485	56.551	1:03.934
11	16:14:50.779	1:56.935	55.828	1:01.107	9	16:11:13.757	1:59.145	55.990	1:03.155
12	16:16:48.191	1:57.412	55.006	1:02.406	10	16:13:13.598	1:59.841	56.308	1:03.533
13	16:18:44.854	1:56.663	55.678	1:00.985	11	16:15:10.991	1:57.393	55.136	1:02.257
14	16:20:40.383	1:55.529	54.643	1:00.886	12	16:17:10.148	1:59.157	56.011	1:03.146
15	16:22:35.888	1:55.505	55.022	1:00.483	13	16:19:09.751	1:59.603	56.451	1:03.152
(83) Nathan Renkens					14	16:21:09.661	1:59.910	56.755	1:03.155
1	15:55:26.439	2:01.774	57.254	1:04.520	15	16:23:11.981	2:02.320	57.252	1:05.068
2	15:57:23.716	1:57.277	56.252	1:01.025	(273) Yannick Heylen				
3	15:59:21.183	1:57.467	55.117	1:02.350	1	15:55:11.773	1:57.412	55.167	1:02.245
4	16:01:17.398	1:56.215	55.429	1:00.786	2	15:57:09.044	1:57.271	54.693	1:02.578
5	16:03:14.143	1:56.745	55.465	1:01.280	3	15:59:06.304	1:57.260	55.069	1:02.191
6	16:05:11.416	1:57.273	55.590	1:01.683	4	16:01:05.652	1:59.348	56.246	1:03.102
7	16:07:09.403	1:57.987	55.449	1:02.538	5	16:03:04.698	1:59.046	56.093	1:02.953
8	16:09:05.175	1:55.772	54.485	1:01.287	6	16:05:04.793	2:00.095	55.735	1:04.360
9	16:11:01.562	1:56.387	54.784	1:01.603	7	16:07:03.963	1:59.170	56.248	1:02.922
10	16:12:58.148	1:56.586	55.280	1:01.306	8	16:09:04.069	2:00.106	56.182	1:03.924
11	16:14:55.182	1:57.034	55.339	1:01.695	9	16:11:03.597	1:59.528	55.161	1:04.367
12	16:16:50.691	1:55.509	54.856	1:00.653	10	16:13:02.929	1:59.332	56.611	1:02.721
13	16:18:46.461	1:55.770	54.951	1:00.819	11	16:15:03.877	2:00.948	57.915	1:03.033



Int. ADAC MX Masters Fürstlich Drehna

Klasse 2 Youngster Cup

Fürstlich Drehna 1,650 Km

2. Race

24.04.2016 15:50

Race (25:00 and 2 Laps) started at 15:52:28

Lap	Time of Day	Lap Tm	S1 Tm	S2 Tm	Lap	Time of Day	Lap Tm	S1 Tm	S2 Tm
12	16:17:06.345	2:02.468	58.936	1:03.532	10	16:13:32.844	1:57.864	55.614	1:02.250
13	16:19:08.288	2:01.943	57.173	1:04.770	11	16:15:30.325	1:57.481	55.159	1:02.322
14	16:21:11.634	2:03.346	57.594	1:05.752	12	16:17:26.664	1:56.339	55.016	1:01.323
15	16:23:13.435	2:01.801	57.567	1:04.234	13	16:19:27.361	2:00.697	55.811	1:04.886
(377) Martin Krc					(710) Dovydas Karka				
1	15:55:12.587	1:57.493	54.921	1:02.572	1	15:55:16.574	1:59.774	56.292	1:03.482
2	15:57:10.359	1:57.772	54.756	1:03.016	2	15:57:15.371	1:58.797	55.725	1:03.072
3	15:59:06.786	1:56.427	54.688	1:01.739	3	15:59:13.709	1:58.338	55.487	1:02.851
4	16:01:04.098	1:57.312	54.754	1:02.558	4	16:01:12.987	1:59.278	56.408	1:02.870
5	16:03:02.977	1:58.879	56.142	1:02.737	5	16:03:11.352	1:58.365	56.004	1:02.361
6	16:05:02.692	1:59.715	56.411	1:03.304	6	16:05:10.855	1:59.503	56.619	1:02.884
7	16:07:02.683	1:59.991	55.743	1:04.248	7	16:07:13.065	2:02.210	57.292	1:04.918
8	16:09:04.916	2:02.233	56.542	1:05.691	8	16:09:14.118	2:01.053	57.035	1:04.018
9	16:11:06.066	2:01.150	57.426	1:03.724	9	16:11:15.042	2:00.924	57.389	1:03.535
10	16:13:06.719	2:00.653	56.784	1:03.869	10	16:13:17.133	2:02.091	56.980	1:05.111
11	16:15:07.805	2:01.086	56.137	1:04.949	11	16:15:19.389	2:02.256	57.937	1:04.319
12	16:17:08.469	2:00.664	56.838	1:03.826	12	16:17:21.590	2:02.201	57.281	1:04.920
13	16:19:11.769	2:03.300	58.383	1:04.917	13	16:19:26.165	2:04.575	58.513	1:06.062
14	16:21:13.295	2:01.526	56.476	1:05.050	14	16:21:30.288	2:04.123	59.149	1:04.974
15	16:23:16.439	2:03.144	56.943	1:06.201	15	16:23:31.960	2:01.672	57.341	1:04.331
(820) Dennis Wiemann					(766) Michael Sandner				
1	15:55:15.580	1:59.596	56.543	1:03.053	1	15:55:13.783	1:58.833	56.216	1:02.617
2	15:57:14.188	1:58.608	55.978	1:02.630	2	15:57:11.996	1:58.213	55.006	1:03.207
3	15:59:12.374	1:58.186	55.605	1:02.581	3	15:59:09.672	1:57.676	54.885	1:02.791
4	16:01:12.205	1:59.831	57.033	1:02.798	4	16:01:07.598	1:57.926	55.123	1:02.803
5	16:03:10.241	1:58.036	55.579	1:02.457	5	16:03:08.928	2:01.330	56.661	1:04.669
6	16:05:09.950	1:59.709	56.167	1:03.542	6	16:05:09.319	2:00.391	55.818	1:04.573
7	16:07:11.230	2:01.280	56.518	1:04.762	7	16:07:11.300	2:01.981	56.310	1:05.671
8	16:09:11.231	2:00.001	56.472	1:03.529	8	16:09:13.581	2:02.281	57.505	1:04.776
9	16:11:10.293	1:59.062	56.664	1:02.398	9	16:11:13.068	1:59.487	55.873	1:03.614
10	16:13:10.553	2:00.260	57.616	1:02.644	10	16:13:15.348	2:02.280	56.628	1:05.652
11	16:15:09.581	1:59.028	56.406	1:02.622	11	16:15:21.360	2:06.012	57.976	1:08.036
12	16:17:11.753	2:02.172	58.751	1:03.421	12	16:17:25.152	2:03.792	58.300	1:05.492
13	16:19:14.398	2:02.645	57.485	1:05.160	13	16:19:27.970	2:02.818	56.844	1:05.974
14	16:21:15.602	2:01.204	57.727	1:03.477	14	16:21:31.369	2:03.399	58.207	1:05.192
15	16:23:19.828	2:04.226	57.982	1:06.244	15	16:23:32.812	2:01.443	57.088	1:04.355
(100) Stephan Büttner					(26) Tom Koch				
1	15:55:17.649	1:59.585	56.050	1:03.535	1	15:55:25.285	2:02.478	57.933	1:04.545
2	15:57:15.891	1:58.242	55.596	1:02.646	2	15:57:25.215	1:59.930	56.936	1:02.994
3	15:59:15.040	1:59.149	56.503	1:02.646	3	15:59:25.101	1:59.886	57.406	1:02.480
4	16:01:15.129	2:00.089	56.209	1:03.880	4	16:01:25.038	1:59.937	57.079	1:02.858
5	16:03:14.041	1:58.912	56.180	1:02.732	5	16:03:24.918	1:59.880	57.075	1:02.805
6	16:05:14.284	2:00.243	57.448	1:02.795	6	16:05:26.049	2:01.131	57.546	1:03.585
7	16:07:15.587	2:01.303	57.000	1:04.303	7	16:07:27.204	2:01.155	57.019	1:04.136
8	16:09:16.870	2:01.283	56.984	1:04.299	8	16:09:27.778	2:00.574	57.022	1:03.552
9	16:11:15.988	1:59.118	56.674	1:02.444	9	16:11:29.615	2:01.837	57.760	1:04.077
10	16:13:16.852	2:00.864	56.919	1:03.945	10	16:13:30.384	2:00.769	56.803	1:03.966
11	16:15:18.309	2:01.457	57.056	1:04.401	11	16:15:31.976	2:01.592	56.709	1:04.883
12	16:17:19.170	2:00.861	56.908	1:03.953	12	16:17:32.607	2:00.631	56.648	1:03.983
13	16:19:19.527	2:00.357	56.976	1:03.381	13	16:19:33.601	2:00.994	57.311	1:03.683
14	16:21:20.998	2:01.471	56.927	1:04.544	14	16:21:33.465	1:59.864	56.809	1:03.055
15	16:23:22.617	2:01.619	58.410	1:03.209	15	16:23:33.494	2:00.029	56.841	1:03.188
(298) Bas Vaessen					(189) Mika Kordbarlag				
1	15:55:54.519	2:24.706	55.398	1:29.308	1	15:55:15.366	1:59.330	56.128	1:03.202
2	15:57:51.457	1:56.938	54.467	1:02.471	2	15:57:12.981	1:57.615	55.026	1:02.589
3	15:59:49.001	1:57.544	55.436	1:02.108	3	15:59:11.694	1:58.713	55.874	1:02.839
4	16:01:46.603	1:57.602	54.841	1:02.761	4	16:01:09.238	1:57.544	55.176	1:02.368
5	16:03:43.629	1:57.026	54.428	1:02.598	5	16:03:09.887	2:00.649	56.777	1:03.872
6	16:05:41.127	1:57.498	56.095	1:01.403	6	16:05:12.949	2:03.062	57.607	1:05.455
7	16:07:37.662	1:56.535	54.595	1:01.940	7	16:07:16.154	2:03.205	57.149	1:06.056
8	16:09:36.349	1:58.687	55.857	1:02.830					
9	16:11:34.980	1:58.631	56.501	1:02.130					



Int. ADAC MX Masters Fürstlich Drehna

Klasse 2 Youngster Cup

Fürstlich Drehna 1,650 Km

2. Race

24.04.2016 15:50

Race (25:00 and 2 Laps) started at 15:52:28

Lap	Time of Day	Lap Tm	S1 Tm	S2 Tm	Lap	Time of Day	Lap Tm	S1 Tm	S2 Tm
8	16:09:19.497	2:03.343	57.920	1:05.423	6	16:05:29.047	2:00.934	57.250	1:03.684
9	16:11:20.391	2:00.894	57.551	1:03.343	7	16:07:32.285	2:03.238	56.678	1:06.560
10	16:13:20.414	2:00.023	56.705	1:03.318	8	16:09:34.213	2:01.928	57.092	1:04.836
11	16:15:21.072	2:00.658	56.713	1:03.945	9	16:11:38.080	2:03.867	58.020	1:05.847
12	16:17:22.553	2:01.481	57.589	1:03.892	10	16:13:40.502	2:02.422	57.386	1:05.036
13	16:19:27.302	2:04.749	58.304	1:06.445	11	16:15:43.049	2:02.547	57.423	1:05.124
14	16:21:33.176	2:05.874	59.356	1:06.518	12	16:17:45.652	2:02.603	57.284	1:05.319
15	16:23:39.531	2:06.355	59.834	1:06.521	13	16:19:49.840	2:04.188	57.529	1:06.659
					14	16:21:54.588	2:04.748	57.869	1:06.879
					15	16:24:01.497	2:06.909	59.025	1:07.884
(411) Gabriel Chetnicki					(555) Artem Guryev				
1	15:55:20.568	2:02.152	58.079	1:04.073	1	15:55:25.388	2:03.030	58.065	1:04.965
2	15:57:21.273	2:00.705	56.001	1:04.704	2	15:57:27.233	2:01.845	58.368	1:03.477
3	15:59:21.696	2:00.423	56.259	1:04.164	3	15:59:28.586	2:01.353	57.126	1:04.227
4	16:01:24.388	2:02.692	56.858	1:05.834	4	16:01:28.996	2:00.410	56.598	1:03.812
5	16:03:23.468	1:59.080	56.290	1:02.790	5	16:03:30.405	2:01.409	57.557	1:03.852
6	16:05:23.729	2:00.261	56.964	1:03.297	6	16:05:31.994	2:01.589	57.869	1:03.720
7	16:07:25.205	2:01.476	57.765	1:03.711	7	16:07:33.870	2:01.876	57.153	1:04.723
8	16:09:27.081	2:01.876	57.189	1:04.687	8	16:09:35.958	2:02.088	57.636	1:04.452
9	16:11:31.603	2:04.522	58.129	1:06.393	9	16:11:39.001	2:03.043	58.004	1:05.039
10	16:13:34.752	2:03.149	57.830	1:05.319	10	16:13:43.280	2:04.279	58.037	1:06.242
11	16:15:36.382	2:01.630	56.917	1:04.713	11	16:15:47.552	2:04.272	59.131	1:05.141
12	16:17:39.884	2:03.502	58.032	1:05.470	12	16:17:52.156	2:04.604	59.431	1:05.173
13	16:19:43.266	2:03.382	57.445	1:05.937	13	16:19:55.517	2:03.361	58.774	1:04.587
14	16:21:46.989	2:03.723	57.370	1:06.353	14	16:21:59.814	2:04.297	59.051	1:05.246
15	16:23:50.853	2:03.864	57.566	1:06.298	15	16:24:04.166	2:04.352	59.285	1:05.067
(154) Dani de Vries					(977) Tomas Kohut				
1	15:55:28.456	2:05.809	59.627	1:06.182	1	15:55:50.551	2:01.976	56.811	1:05.165
2	15:57:28.538	2:00.082	57.337	1:02.745	2	15:57:50.353	1:59.802	56.220	1:03.582
3	15:59:29.551	2:01.013	56.409	1:04.604	3	15:59:50.293	1:59.940	56.035	1:03.905
4	16:01:30.830	2:01.279	56.174	1:05.105	4	16:01:49.799	1:59.506	55.560	1:03.946
5	16:03:31.697	2:00.867	57.374	1:03.493	5	16:03:49.810	2:00.011	56.021	1:03.990
6	16:05:33.250	2:01.553	57.369	1:04.184	6	16:05:52.281	2:02.471	57.000	1:05.471
7	16:07:35.158	2:01.908	56.922	1:04.986	7	16:07:53.144	2:00.863	56.844	1:04.019
8	16:09:37.350	2:02.192	57.481	1:04.711	8	16:09:54.534	2:01.390	56.945	1:04.445
9	16:11:40.348	2:02.998	57.662	1:05.336	9	16:11:56.055	2:01.521	57.295	1:04.226
10	16:13:42.079	2:01.731	57.507	1:04.224	10	16:13:57.123	2:01.068	57.044	1:04.024
11	16:15:43.765	2:01.686	57.402	1:04.284	11	16:15:58.082	2:00.959	57.005	1:03.954
12	16:17:46.776	2:03.011	57.323	1:05.688	12	16:17:59.588	2:01.506	57.450	1:04.056
13	16:19:48.283	2:01.507	57.399	1:04.108	13	16:20:00.079	2:00.491	56.731	1:03.760
14	16:21:50.463	2:02.180	57.139	1:05.041	14	16:22:02.825	2:02.746	57.830	1:04.916
15	16:23:52.566	2:02.103	57.245	1:04.858	15	16:24:04.919	2:02.094	57.465	1:04.629
(216) Alexander Pölzleithner					(284) Simon Jost				
1	15:55:19.756	2:00.555	56.280	1:04.275	1	15:55:30.975	2:06.550	58.406	1:08.144
2	15:57:19.449	1:59.693	56.106	1:03.587	2	15:57:52.970	2:21.995	58.114	1:23.881
3	15:59:18.738	1:59.289	56.225	1:03.064	3	15:59:51.281	1:58.311	55.274	1:03.037
4	16:01:17.054	1:58.316	55.790	1:02.526	4	16:01:51.044	1:59.763	55.871	1:03.892
5	16:03:16.717	1:59.663	56.872	1:02.791	5	16:03:50.399	1:59.355	56.263	1:03.092
6	16:05:17.614	2:00.897	56.439	1:04.458	6	16:05:51.502	2:01.103	57.057	1:04.046
7	16:07:21.297	2:03.683	57.297	1:06.386	7	16:07:54.706	2:03.204	58.302	1:04.902
8	16:09:23.064	2:01.767	57.304	1:04.463	8	16:09:55.122	2:00.416	57.074	1:03.342
9	16:11:23.268	2:00.204	56.896	1:03.308	9	16:11:57.203	2:02.081	57.590	1:04.491
10	16:13:24.251	2:00.983	56.920	1:04.063	10	16:13:58.287	2:01.084	56.534	1:04.550
11	16:15:25.235	2:00.984	57.562	1:03.422	11	16:15:59.382	2:01.095	57.375	1:03.720
12	16:17:26.049	2:00.814	57.158	1:03.656	12	16:18:00.236	2:00.854	57.156	1:03.698
13	16:19:28.858	2:02.809	58.438	1:04.371	13	16:20:02.872	2:02.636	57.178	1:05.458
14	16:21:49.167	2:20.309	58.459	1:21.850	14	16:22:06.143	2:03.271	58.235	1:05.036
15	16:23:53.417	2:04.250	58.224	1:06.026	15	16:24:11.673	2:05.530	58.475	1:07.055
(33) Kade Tinkler					(124) Jakob Teresak				
1	15:55:22.459	2:02.308	57.593	1:04.715	1	15:55:23.850	2:03.741	58.826	1:04.915
2	15:57:23.525	2:01.066	56.657	1:04.409	2	15:57:25.132	2:01.282	57.628	1:03.654
3	15:59:24.830	2:01.305	57.330	1:03.975	3	15:59:26.611	2:01.479	56.614	1:04.865
4	16:01:27.454	2:02.624	56.800	1:05.824					
5	16:03:28.113	2:00.659	56.933	1:03.726					



Int. ADAC MX Masters Fürstlich Drehna

Klasse 2 Youngster Cup

Fürstlich Drehna 1,650 Km

2. Race 24.04.2016 15:50

Race (25:00 and 2 Laps) started at 15:52:28

Lap	Time of Day	Lap Tm	S1 Tm	S2 Tm	Lap	Time of Day	Lap Tm	S1 Tm	S2 Tm
4	16:01:28.674	2:02.063	56.921	1:05.142	2	15:57:37.923	2:04.996	57.995	1:07.001
5	16:03:30.304	2:01.630	56.829	1:04.801	3	15:59:40.330	2:02.407	56.835	1:05.572
6	16:05:33.469	2:03.165	57.113	1:06.052	4	16:01:42.463	2:02.133	56.786	1:05.347
7	16:07:37.001	2:03.532	57.983	1:05.549	5	16:03:45.910	2:03.447	57.859	1:05.588
8	16:09:41.430	2:04.429	58.153	1:06.276	6	16:05:49.302	2:03.392	57.670	1:05.722
9	16:11:45.881	2:04.451	58.636	1:05.815	7	16:07:52.949	2:03.647	57.656	1:05.991
10	16:13:52.179	2:06.298	59.981	1:06.317	8	16:09:57.868	2:04.919	58.474	1:06.445
11	16:15:56.376	2:04.197	58.531	1:05.666	9	16:12:03.589	2:05.721	58.089	1:07.632
12	16:17:59.759	2:03.383	57.534	1:05.849	10	16:14:08.020	2:04.431	58.269	1:06.162
13	16:20:05.063	2:05.304	58.625	1:06.679	11	16:16:12.716	2:04.696	57.857	1:06.839
14	16:22:12.999	2:07.936	1:00.209	1:07.727	12	16:18:17.530	2:04.814	58.159	1:06.655
15	16:24:21.958	2:08.959	1:00.668	1:08.291	13	16:20:22.382	2:04.852	58.092	1:06.760
(770) Jan Jakobson					14	16:22:29.484	2:07.102	58.897	1:08.205
1	15:55:31.637	2:05.495	58.825	1:06.670	15	16:24:36.700	2:07.216	58.417	1:08.799
2	15:57:34.203	2:02.566	57.972	1:04.594	(60) Nico Koch				
3	15:59:35.661	2:01.458	56.888	1:04.570	1	15:55:29.066	2:05.223	59.901	1:05.322
4	16:01:37.567	2:01.906	57.865	1:04.041	2	15:57:32.415	2:03.349	58.110	1:05.239
5	16:03:40.667	2:03.100	58.438	1:04.662	3	15:59:34.905	2:02.490	57.582	1:04.908
6	16:05:43.964	2:03.297	58.101	1:05.196	4	16:01:38.645	2:03.740	57.958	1:05.782
7	16:07:46.454	2:02.490	57.965	1:04.525	5	16:03:43.428	2:04.783	59.418	1:05.365
8	16:09:48.818	2:02.364	57.851	1:04.513	6	16:05:47.611	2:04.183	58.732	1:05.451
9	16:11:52.962	2:04.144	58.190	1:05.954	7	16:07:51.804	2:04.193	58.176	1:06.017
10	16:13:56.591	2:03.629	58.743	1:04.886	8	16:09:59.365	2:07.561	58.784	1:08.777
11	16:16:00.867	2:04.276	58.796	1:05.480	9	16:12:05.224	2:05.859	59.079	1:06.780
12	16:18:06.526	2:05.659	59.638	1:06.021	10	16:14:11.845	2:06.621	58.882	1:07.739
13	16:20:12.454	2:05.928	59.891	1:06.037	11	16:16:18.315	2:06.470	59.112	1:07.358
14	16:22:18.832	2:06.378	1:00.238	1:06.140	12	16:18:22.702	2:04.387	57.997	1:06.390
15	16:24:26.132	2:07.300	58.962	1:08.338	13	16:20:29.205	2:06.503	58.465	1:08.038
(278) Thomas Vermijl					14	16:22:34.836	2:05.631	58.457	1:07.174
1	15:55:30.693	2:07.649	1:00.002	1:07.647	(104) Jeremy Sydow				
2	15:57:45.177	2:14.484	57.321	1:17.163	1	15:55:53.999	2:21.488	1:15.183	1:06.305
3	15:59:45.729	2:00.552	56.043	1:04.509	2	15:57:56.319	2:02.320	57.646	1:04.674
4	16:01:47.831	2:02.102	56.089	1:06.013	3	15:59:58.283	2:01.964	56.700	1:05.264
5	16:03:48.944	2:01.113	56.698	1:04.415	4	16:01:59.540	2:01.257	57.100	1:04.157
6	16:05:51.147	2:02.203	57.451	1:04.752	5	16:04:01.166	2:01.626	57.486	1:04.140
7	16:07:56.281	2:05.134	57.189	1:07.945	6	16:06:02.491	2:01.325	57.664	1:03.661
8	16:09:59.561	2:03.280	57.288	1:05.992	7	16:08:05.817	2:03.326	57.675	1:05.651
9	16:12:02.804	2:03.243	56.979	1:06.264	8	16:10:08.947	2:03.130	57.968	1:05.162
10	16:14:06.664	2:03.860	56.823	1:07.037	9	16:12:12.407	2:03.460	57.649	1:05.811
11	16:16:11.685	2:05.021	57.795	1:07.226	10	16:14:16.228	2:03.821	58.004	1:05.817
12	16:18:16.177	2:04.492	57.134	1:07.358	11	16:16:20.916	2:04.688	58.517	1:06.171
13	16:20:20.222	2:04.045	57.228	1:06.817	12	16:18:25.090	2:04.174	58.329	1:05.845
14	16:22:26.276	2:06.054	58.244	1:07.810	13	16:20:29.649	2:04.559	57.954	1:06.605
15	16:24:32.331	2:06.055	58.432	1:07.623	14	16:22:38.263	2:08.614	58.606	1:10.008
(16) Bradley Cox					(317) Nico Müller				
1	15:55:23.059	2:03.665	57.397	1:06.268	1	15:55:29.934	2:08.057	59.678	1:08.379
2	15:57:26.630	2:03.571	57.657	1:05.914	2	15:57:37.100	2:07.166	58.825	1:08.341
3	15:59:27.778	2:01.148	57.187	1:03.961	3	15:59:37.410	2:00.310	56.149	1:04.161
4	16:01:30.290	2:02.512	56.277	1:06.235	4	16:01:40.087	2:02.677	56.701	1:05.976
5	16:03:33.002	2:02.712	57.395	1:05.317	5	16:03:42.501	2:02.414	57.622	1:04.792
6	16:05:36.059	2:03.057	57.598	1:05.459	6	16:05:45.587	2:03.086	58.111	1:04.975
7	16:07:40.805	2:04.746	57.842	1:06.904	7	16:07:49.366	2:03.779	57.981	1:05.798
8	16:09:44.733	2:03.928	57.452	1:06.476	8	16:09:54.769	2:05.403	58.966	1:06.437
9	16:11:50.439	2:05.706	58.512	1:07.194	9	16:12:05.232	2:10.463	1:00.596	1:09.867
10	16:13:59.448	2:09.009	1:00.190	1:08.819	10	16:14:15.477	2:10.245	1:01.432	1:08.813
11	16:16:05.498	2:06.050	59.095	1:06.955	11	16:16:25.025	2:09.548	1:00.397	1:09.151
12	16:18:11.735	2:06.237	58.593	1:07.644	12	16:18:38.294	2:13.269	1:00.974	1:12.295
13	16:20:19.568	2:07.833	59.737	1:08.096	13	16:20:53.613	2:15.319	1:01.925	1:13.394
14	16:22:28.070	2:08.502	1:00.724	1:07.778	14	16:23:18.608	2:24.995	1:03.051	1:21.944
15	16:24:34.243	2:06.173	58.384	1:07.789	(412) Pit Rickert				
(435) Sam Korneliusen					1	15:55:33.094	2:08.364	1:01.218	1:07.146
1	15:55:32.927	2:08.910	1:00.872	1:08.038	2	15:57:39.012	2:05.918	58.716	1:07.202



Int. ADAC MX Masters Fürstlich Drehna

Klasse 2 Youngster Cup

Fürstlich Drehna 1,650 Km

2. Race

24.04.2016 15:50

Race (25:00 and 2 Laps) started at 15:52:28

Lap	Time of Day	Lap Tm	S1 Tm	S2 Tm	Lap	Time of Day	Lap Tm	S1 Tm	S2 Tm
3	15:59:42.099	2:03.087	57.360	1:05.727	2	15:57:41.804	2:10.198	58.717	1:11.481
4	16:01:46.182	2:04.083	58.879	1:05.204	3	16:00:20.545	2:38.741	57.092	1:41.649
5	16:03:53.212	2:07.030	1:00.389	1:06.641	4	16:02:26.709	2:06.164	56.886	1:09.278
6	16:05:58.841	2:05.629	59.714	1:05.915	5	16:04:33.666	2:06.957	58.151	1:08.806
7	16:08:25.649	2:26.808	1:17.805	1:09.003					
8	16:10:30.425	2:04.776	58.798	1:05.978					
9	16:12:37.073	2:06.648	59.447	1:07.201					
10	16:14:52.220	2:15.147	1:02.547	1:12.600					
11	16:17:15.465	2:23.245	1:06.687	1:16.558					
12	16:19:40.446	2:24.981	1:10.801	1:14.180					
13	16:22:06.302	2:25.856	1:08.879	1:16.977					
14	16:24:25.888	2:19.586	1:04.733	1:14.853					

(102) Richard Sikyna

1	15:56:06.233	2:18.447	58.432	1:20.015
---	--------------	-----------------	--------	----------

(957) Nico Seiler

1	15:55:27.508	2:06.344	1:00.000	1:06.344
2	15:57:31.528	2:04.020	57.874	1:06.146
3	15:59:33.166	2:01.638	57.205	1:04.433
4	16:01:36.779	2:03.613	58.074	1:05.539
5	16:03:39.291	2:02.512	58.624	1:03.888
6	16:05:43.110	2:03.819	58.049	1:05.770
7	16:07:47.470	2:04.360	59.496	1:04.864
8	16:09:53.053	2:05.583	59.823	1:05.760
9	16:11:58.398	2:05.345	58.207	1:07.138

(531) Florian Hellrigl

1	15:55:28.270	2:10.099	59.897	1:10.202
2	15:57:35.236	2:06.966	59.451	1:07.515
3	15:59:40.035	2:04.799	58.420	1:06.379
4	16:01:49.735	2:09.700	1:02.225	1:07.475
5	16:03:59.333	2:09.598	1:02.622	1:06.976
6	16:06:09.954	2:10.621	59.824	1:10.797
7	16:08:32.721	2:22.767	1:03.027	1:19.740

(505) Maciek Wieckowski

1	15:55:24.625	2:04.217	57.604	1:06.613
2	15:57:29.558	2:04.933	58.769	1:06.164
3	15:59:32.320	2:02.762	58.219	1:04.543
4	16:01:33.213	2:00.893	57.246	1:03.647
5	16:03:36.313	2:03.100	57.837	1:05.263
6	16:05:43.384	2:07.071	58.564	1:08.507
7	16:08:33.101	2:49.717	1:19.899	1:29.818

(50) Cyrille Flury

1	15:55:19.046	2:02.018	57.595	1:04.423
2	15:57:17.354	1:58.308	55.737	1:02.571
3	15:59:16.120	1:58.766	55.985	1:02.781
4	16:01:14.154	1:58.034	56.013	1:02.021
5	16:03:12.191	1:58.037	55.906	1:02.131
6	16:05:40.627	2:28.436	1:19.487	1:08.949

(610) Mads Sjöholm

1	15:55:25.965	2:04.361	58.288	1:06.073
2	15:57:30.363	2:04.398	58.491	1:05.907
3	15:59:30.340	1:59.977	55.700	1:04.277
4	16:01:32.090	2:01.750	57.295	1:04.455
5	16:03:46.210	2:14.120	56.728	1:17.392

(88) Dusan Drdaj

1	15:55:34.439	2:04.637	56.599	1:08.038
2	15:57:39.914	2:05.475	57.593	1:07.882
3	15:59:42.231	2:02.317	57.053	1:05.264
4	16:02:03.347	2:21.116	56.934	1:24.182
5	16:04:08.682	2:05.335	57.612	1:07.723

(116) Manuel Perkhofner

1	15:55:31.606	2:06.570	59.493	1:07.077
---	--------------	-----------------	--------	-----------------

Klasse 2 Youngster Cup

Fürstlich Drehna 1,650 Km

2. Race

24.04.2016 15:50

Race (25:00 and 2 Laps) started at 15:52:28

Competitors	Laps																
		0	1	2	3	4	5	6	7	8	9	10	11	12	13	14	15
Stefan Ekerold (17)	1	17	17	147	147	147	147	147	147	147	147	147	147	147	147	147	147
Jaap Corneth (79)	2	79	147	79	79	329	329	329	329	329	329	329	329	329	329	329	329
Glen Meier (472)	3	472	79	329	329	79	79	79	79	79	79	17	17	17	17	17	17
Miro Sihvonen (147)	4	147	472	472	472	472	472	472	472	17	79	83	83	83	83	83	83
Luca Nijenhuis (329)	5	329	329	273	273	377	377	377	17	17	472	472	79	79	79	79	79
Yannick Heylen (273)	6	273	273	377	377	273	273	17	377	273	83	83	472	472	472	472	472
Michael Sandner (766)	7	766	377	766	766	766	17	273	273	377	273	273	273	273	595	595	595
Martin Krc (377)	8	377	766	189	189	189	766	766	83	83	377	377	377	377	595	273	273
Dennis Wiemann (820)	9	820	189	820	820	17	189	820	820	820	820	820	820	595	377	377	377
Mika Kordbarlag (189)	10	189	820	710	710	820	820	710	766	766	766	595	595	820	820	820	820
Dovydas Karka (710)	11	710	710	100	17	710	710	83	710	710	595	766	100	100	100	100	100
Cyrille Flury (50)	12	50	100	17	100	50	50	189	595	595	710	100	710	710	298	298	298
Stephan Büttner (100)	13	100	50	50	50	100	100	100	100	100	100	710	189	189	189	710	710
Florian Hellrigl (531)	14	531	216	216	216	216	83	595	189	189	189	189	766	766	298	766	766
Gabriel Chetnicki (411)	15	411	411	411	595	83	216	216	216	216	216	216	216	216	766	189	26
Alexander Pölzleithner (216)	16	216	33	595	83	595	595	411	411	411	26	26	298	298	216	26	189
Bradley Cox (16)	17	16	16	33	411	411	411	26	26	26	411	298	26	26	26	411	411
Jakub Teresak (124)	18	124	595	83	33	26	26	33	33	33	298	411	411	411	411	216	154
Kade Tinkler (33)	19	33	124	124	26	33	33	555	555	555	33	33	33	33	154	154	216
Maciek Wieckowski (505)	20	505	505	26	124	124	124	154	154	298	555	154	154	154	33	33	33
Cedric Grobden (595)	21	595	26	16	16	555	555	124	124	154	154	555	555	555	555	555	555
Nico Seiler (957)	22	957	555	555	555	16	154	16	298	124	124	124	124	977	977	977	977
Mads Sjöholm (610)	23	610	610	154	154	154	16	50	16	16	16	770	977	124	284	284	284
Nico Müller (317)	24	317	83	505	610	610	505	298	770	770	770	977	284	284	124	124	124
Artem Guryev (555)	25	555	957	610	505	505	957	957	957	957	977	284	770	770	770	770	770
Dani de Vries (154)	26	154	531	957	957	957	770	505	317	977	284	16	16	16	16	278	278
Tom Koch (26)	27	26	154	60	60	770	317	770	60	317	957	278	278	278	278	16	16
Thomas Vermijl (278)	28	278	60	770	770	60	60	317	435	284	278	435	435	435	435	435	435
Nico Koch (60)	29	60	317	531	317	317	298	60	977	435	435	60	60	60	60	60	60
Sam Korneliussen (435)	30	435	278	317	531	435	435	435	284	60	60	317	104	104	104	104	104

**ADAC MX MASTERS 2016 Fürstlich Drehna****MX Youngster Cup****Track length: 1.650 m****Eventresults Fürstlich Drehna****Date: 23th and 24th of April 2016**

Pos.	No.	Name	Nat./Hometown	Trademark	Entrant / Team	Race 1		Race 2		total Points
						Points	Pos	Points	Pos	
1	147	Sihvonen, Miro	FIN/ Vantaa	KTM	DIGA JUNIOR RACING TEAM	25	1	25	1	50
2	329	Nijenhuis, Luca	NED/ heerde	KAWASAKI	Monster Energy Kawasaki Elf Team Pfeil	20	3	22	2	42
3	17	Ekerold, Stefan	GER/ Weiskirchen	HUSQVARNA	Bodo Schmidt Motorsport	22	2	20	3	42
4	273	Heylen, Yannick	BEL/ Zemst	KTM		18	4	13	8	31
5	79	Corneth, Jaap	NED/ Baarlo	YAMAHA		12	9	16	5	28
6	83	Renkens, Nathan	BEL/ Sassenburg	KTM	WZ Racing	8	13	18	4	26
7	820	Wiemann, Dennis	GER/ 46399	HUSQVARNA		14	7	11	10	25
8	298	Vaessen, Bas	NED/ Swalmen	SUZUKI	Team Suzuki World MX2	16	5	9	12	25
9	472	Meier, Glen	DEN/ Trige	KTM	KTM Kosak Racing Team	5	16	15	6	20
10	595	Grobben, Cedric	BEL/ Oplabbeek	KTM	KTM Sarholz Racing Team	6	15	14	7	20
11	26	Koch, Tom	GER/ Wormstedt	SUZUKI	stielgruppe.mx Johannes Bikes Suzuki	13	8	6	15	19
12	377	Krc, Martin	CZE/ Šternberk	KTM	Sturm Racing Team	4	17	12	9	16
13	977	Kohut, Tomas	SVK/ Rudina	KTM	KTM Kosak Racing Team	15	6	0	22	15
14	100	Büttner, Stephan	GER/ Schkölen	Kawasaki	Monster Energy Kawasaki Elf Team Pfeil	3	18	10	11	13
15	411	Chetnicki, Gabriel	POL/ Zebrydowice	KTM		9	12	4	17	13
16	33	Tinkler, Kade	CAN/ Medicina	KAWASAKI	Sturm Racing Team	10	11	1	20	11
17	284	Jost, Simon	SVK/ Popudinske Mociidlar	KAWASAKI	Monster Energy Kawasaki Elf Team Pfeil	11	10	0	23	11
18	710	Karka, Dovydas	LTU/ Balen	KTM		0	32	8	13	8
19	766	Sandner, Michael	AUT/ Rainbach im Mühlkre	KTM	COFAIN Racing Team	0	24	7	14	7
20	610	Sjoholm, Mads	DEN/ Gråsten	YAMAHA	CLASSIC Oil / SHR Motorsports	7	14	0	37	7
21	189	Kordbarlag, Mika	GER/ Schloß Holte- Stuker	SUZUKI	Team DIGA Procross	0	23	5	16	5
22	216	Pölzleithner, Alexander	AUT/ Wolkersdorf	KAWASAKI	Kawasaki Team Damianik	2	19	2	19	4
23	154	de Vries, Dani	NED/ Roden	YAMAHA	STC Racing	0	22	3	18	3
24	770	Jakobson, Jan	EST/ Vaabina	KAWASAKI	Monster Energy Kawasaki Elf Team Pfeil	1	20	0	25	1
25	555	Guryev, Artem	RUS/ sassenburg	KTM		0	29	0	21	0
26	124	Teresak, Jakub	CZE/ Chomutov	KTM		0	37	0	24	0
27	278	Vermijl, Thomas	BEL/ Helchteren	KAWASAKI	HNR-GPR Promo MX Team	0	21	0	26	0
28	16	Cox, Bradley	RSA/ alken	KTM	KTM Diga Junior Racing Team	0	36	0	27	0
29	435	Korneliussen, Sam	DEN/ Aalborg SV	KAWASAKI	KAWASAKI DANMARK	0	x	0	28	0
30	60	Koch, Nico	GER/ Braunschweig	KTM	ADAC Niedersachsen/Sachsen-Anhalt e.V.	0	27	0	29	0
31	104	Sydow, Jeremy	GER/ Chemnitz	KTM	Falcon Motorsports	0	31	0	30	0
32	317	Müller, Nico	GER/ Bruchsal	HONDA	KMP-Honda-Repsol-Racing	0	38	0	31	0
33	412	Rickert, Pit	GER/ Werl	KTM		0	28	0	32	0
34	957	Seiler, Nico	SUI/ Lütisburg	KTM	Marxparts by Motocenter Hegau	0	33	0	33	0
35	531	Hellrigl, Florian	AUT/ Telfs	HUSQVARNA	MB Motors Racing	0	35	0	34	0
36	505	Wieckowski, Maciek	POL/ Motyer	SUZUKI	Team DIGA-Procross	0	34	0	35	0
37	50	Flury, Cyrille	SUI/ Leuzingen	SUZUKI	Team DIGA-Procross	0	x	0	36	0
38	88	Drdaj, Dusan	CZE/ Praha 9	YAMAHA		0	25	0	38	0
39	116	Perkhofer, Manuel	AUT/ Rietz	KTM	Kini KTM Junior Pro Team by Mefo Sport	0	30	0	39	0
40	102	Sikyna, Richard	SVK/ Liesek	KTM	MX Slovakia racing	0	26	0	40	0
41	754	Bjerregaard, Nichlas	DEN/ NIRO	YAMAHA	Sturm Racing Team	0	40	0	x	0

Announcements: These results are provisional until the conclusion of any judicial and technical matters

Clerk of the course Christoph Kunze:

Jury President Olaf Noack:

Timekeeping Steffen Kirchhof:

Posted at: h

Printed: 24.04.2016 16:25

Reg. Nr MX 31/16