

Int. ADAC MX Masters Tensfeld

Klasse 2 Junior Cup

Tensfeld 1,850 Km

Practice odd numbers

16.07.2016 10:00

Practice (25:00 Time) started at 10:05:51

Pos	No.	Name	FNM	Nat/Hometown	Trademark	Entrant / Team	Laps	Best Tm	Diff	In Lap	km/h
1	47	Emil Jönrup	SVEMO	SWE/ Varberg	KTM		9	2:09.454		8	51,447
2	443	Matias Vesterinen	SML	FIN/ Puntala	KTM	KTM Diga Junior Racing Team	8	2:10.343	0.889	8	51,096
3	651	Meico Vettik	EMF	EST/ paide	KTM	KTM EST	8	2:12.054	2.600	4	50,434
4	381	Adam Kovacs	MAMS	HUN/ Rackeve	KTM	Team HTS KTM by Mefo Sport Racing Te	8	2:12.781	3.327	7	50,158
5	105	Egert Pihlak	EMF	EST/ Tallinn	KTM	Motoextreme	8	2:12.870	3.416	3	50,124
6	59	Elix Ruuth	SVEMO	SWE/ Savar	KTM	NDMX	8	2:12.909	3.455	3	50,109
7	527	Andreas Krogh Jensen	DMU	DEN/ Broager	KTM		9	2:14.359	4.905	7	49,569
8	149	Jett Lawrence	KNMV	AUS/ Apolda	KAWASAKI	Pfeil Kawasaki Monster energy	9	2:14.487	5.033	4	49,522
9	7	Maximilian Spies	DMSB	GER/ Ortrand	HUSQVARNA		8	2:14.545	5.091	3	49,500
10	45	Pascal Jungmann	DMSB	GER/ Wuppertal	KTM	KMP Honda Repsol Racing	8	2:15.183	5.729	8	49,267
11	495	Josef Andersson	SVEMO	SWE/ 43237	KTM	SpeedGear Racing AB	9	2:15.655	6.201	8	49,095
12	177	Rob van de Veerdonk	KNMV	NED/ Lith	KAWASAKI	HNR-GPR Promo MX Team	6	2:15.802	6.348	4	49,042
13	411	Ryan De Beer	KNMV	NED/ Made	KTM	Team Grizzly Junior Racing	8	2:15.869	6.415	8	49,018
14	11	Rene Hofer	OeAMTC	AUT/ Alberndorf	KTM	MSC Imbach /Kini KTM Junior Pro Team	2	2:16.238	6.784	2	48,885
15	555	Noel Nilsson	SVEMO	SWE/ Falkenberg	KTM		9	2:16.716	7.262	9	48,714
16	173	Maks Mausser	AMZS	SLO/ Trbovlje	KTM	Mitterböck Bridgestone Racing Team	8	2:16.966	7.512	7	48,625
17	91	Mike Gwerder	FMS	SUI/ Glattfelden	HUSQVARNA		9	2:17.127	7.673	8	48,568
18	711	Leon Rehberg	DMSB	GER/ Bismark/ Alt	KTM	Falcon Motorsports	9	2:17.589	8.135	9	48,405
19	839	Victor Voxen Kleemann	DMU	DEN/ Tikøb	KTM	KTM Sarholz Racing Team	8	2:17.721	8.267	8	48,359
20	155	Tom Schroeder	DMSB	GER/ Roemstedt	KTM	Falcon Motorsports	4	2:17.846	8.392	3	48,315
21	535	Radek Vetrovsky	ACCR	CZE/ Milin	KTM	KTM Diga Junior Racing Team	7	2:18.963	9.509	7	47,926
22	777	Tristan Lohmann	DMSB	GER/ 42929	HUSQVARNA		8	2:19.127	9.673	7	47,870
23	203	Fynn Niklas Tornau	DMSB	GER/ Jahnshof	KTM	BvZ Racing Team	9	2:20.491	11.037	7	47,405
24	99	Petr Rathousky	ACCR	CZE/ Praha 9	KTM		7	2:21.648	12.194	5	47,018
25	39	Nils Teegen	DMSB	GER/ Rehna	KTM		7	2:21.886	12.432	2	46,939
26	437	Martin Venhoda	ACCR	CZE/ Prague	KTM	Team Motokrosova Skola CZ	8	2:22.402	12.948	7	46,769
27	181	Roel van Ham	DMSB	NED/ Sulingen	KTM		7	2:23.786	14.332	6	46,319
28	471	Peter König	DMSB	GER/ Eberswalde	KTM	ADAC Berlin/Brandenburg	7	2:24.315	14.861	7	46,149
29	31	Radim Kraus	ACCR	CZE/ Horní Podluží	KTM		6	2:24.943	15.489	5	45,949
30	51	Maximilian Frank	DMSB	GER/ Bremervöörd	HUSQVARNA	Rico Kallauch Team #254	7	2:25.837	16.383	2	45,667
31	543	Nick Domann	DMSB	GER/ Meseberg	KTM	Falcon Motorsports	8	2:26.114	16.660	3	45,581
32	121	Nick Sellahn	DMSB	GER/ Schwerin	KTM	A-Team Neustrelitz	7	2:26.189	16.735	6	45,557
33	319	Maikel Ziller	DMSB	GER/ Probsteierhe	KTM		6	2:27.148	17.694	3	45,261
34	111	Maurice Tanz	DMSB	GER/ Kaltenwesth	KTM	ADAC Hessen-Thüringen MX Masters Ro	8	2:30.594	21.140	2	44,225
35	421	Robin Konrad	DMSB	GER/ Rossbach	KTM	KTM Kosak Racing	7	2:34.135	24.681	5	43,209
36	41	Jan Cremers	DMSB	GBR/ Meinersen	KTM	WZ Racing	3	2:38.201	28.747	1	42,098
37	169	Nico Baumgärtner	DMSB	GER/ Bad Saulgau	KTM	KMP Honda Repsol Racing	7	2:38.746	29.292	3	41,954
38	275	Eric Rakow	DMSB	GER/ Neubranden	KAWASAKI	Team Kunkel Motorsport	8	2:39.840	30.386	6	41,667
39	343	Jonathan Weiß	DMSB	GER/ Haiger	KTM	ADAC Hessen-Thüringen e.V	7	2:40.629	31.175	6	41,462
40	67	Elena Kapsamer	OeAMTC	AUT/ Schwandenst	KTM	Cofain Racing Team / HSV Wels / KTM Z	6	2:41.132	31.678	3	41,333
41	441	Paul Köpke	DMSB	GER/ Kiel	HUSQVARNA		6	2:43.219	33.765	5	40,804
42	23	Nina Baumgärtner	DMSB	GER/ Bad Saulgau	KTM	KMP Honda Repsol Racing	7	2:45.479	36.025	3	40,247
43	205	Luca Bürger	DMSB	GER/ Werl	KTM	ADAC Westfalen eV MX Juniorteam	7	2:46.905	37.451	5	39,903

Announcements

#505 without transponder

Official Timing www.camp-company.de / www.motorsport-events.se

Orbits

Timekeeping Steffen Kirchhof:

Clerk of the course Frank-Peter Trampenau:

Jury President Olaf Noack:

Reg. Nr MX 24/16

www.mylaps.com

Licensed to: Camp Company

Printed: 16.07.2016 10:33:27

posted at:

h



Z4MX

ADAC Schleswig-Holstein e.V.



Int. ADAC MX Masters Tensfeld

Klasse 2 Junior Cup

Tensfeld 1,850 Km

Practice odd numbers

16.07.2016 10:00

Practice (25:00 Time) started at 10:05:51

Pos	No.	Name	FNM	Nat/Hometown	Trademark	Entrant / Team	Laps	Best Tm	Diff	In Lap	km/h
44	101	Laurenz Falke	DMSB	GER/ Waldsteinbe	HUSQVARNA	MX Team Böttcher	2	2:59.226	49.772	2	37,160

Announcements

#505 without transponder



ADAC Schleswig-Holstein e.V.



Int. ADAC MX Masters Tensfeld

Klasse 2 Junior Cup

Tensfeld 1,850 Km

Practice odd numbers

16.07.2016 10:00

Practice (25:00 Time) started at 10:05:51

Runde	Tageszeit	Rundenzeit	S1 Zeit	S2 Zeit	Runde	Tageszeit	Rundenzeit	S1 Zeit	S2 Zeit
(47) Emil Jönrup					4	10:19:28.066	2:15.977	1:08.533	1:07.444
1	10:12:40.081	2:25.249	1:14.593	1:10.656	5	10:22:58.537	3:30.471	1:07.022	2:23.449
2	10:14:50.787	2:10.706	1:05.421	1:05.285	6	10:25:19.434	2:20.897	1:11.014	1:09.883
3	10:17:02.628	2:11.841	1:05.454	1:06.387	7	10:27:33.793	2:14.359	1:07.689	1:06.670
4	10:19:18.406	2:15.778	1:08.372	1:07.406	8	10:29:50.719	2:16.926	1:08.024	1:08.902
5	10:21:31.470	2:13.064	1:04.534	1:08.530	9	10:32:06.184	2:15.465	1:08.650	1:06.815
6	10:23:45.083	2:13.613	1:05.015	1:08.598	(149) Jett Lawrence				
7	10:27:23.894	3:38.811	1:05.243	2:33.568	1	10:12:54.829	2:23.892	1:13.400	1:10.492
8	10:29:33.348	2:09.454	1:04.419	1:05.035	2	10:15:16.218	2:21.389	1:12.635	1:08.754
9	10:31:43.456	2:10.108	1:04.156	1:05.952	3	10:17:34.117	2:17.899	1:10.355	1:07.544
(443) Matias Vesterinen					4	10:19:48.604	2:14.487	1:05.767	1:08.720
1	10:12:45.160	2:28.867	1:16.999	1:11.868	5	10:22:07.529	2:18.925	1:05.451	1:13.474
2	10:15:01.688	2:16.528	1:07.732	1:08.796	6	10:24:33.363	2:25.834	1:09.455	1:16.379
3	10:17:14.630	2:12.942	1:06.634	1:06.308	7	10:26:48.916	2:15.553	1:07.270	1:08.283
4	10:19:46.293	2:31.663	1:10.938	1:20.725	8	10:29:11.238	2:22.322	1:13.103	1:09.219
5	10:22:02.458	2:16.165	1:06.726	1:09.439	9	10:31:31.061	2:19.823	1:13.114	1:06.709
6	10:24:13.355	2:10.897	1:04.794	1:06.103	(7) Maximilian Spies				
7	10:29:34.823	5:21.468	1:24.590	3:56.878	1	10:13:18.186	2:38.791	1:22.062	1:16.729
8	10:31:45.166	2:10.343	1:03.512	1:06.831	2	10:15:44.541	2:26.355	1:09.101	1:17.254
(651) Meico Vettik					3	10:17:59.086	2:14.545	1:06.941	1:07.604
1	10:12:53.741	2:25.976	1:13.666	1:12.310	4	10:20:15.092	2:16.006	1:07.612	1:08.394
2	10:15:08.137	2:14.396	1:07.902	1:06.494	5	10:24:58.103	4:43.011	1:29.056	3:13.955
3	10:17:25.125	2:16.988	1:05.916	1:11.072	6	10:27:22.883	2:24.780	1:14.393	1:10.387
4	10:19:37.179	2:12.054	1:04.104	1:07.950	7	10:29:38.444	2:15.561	1:07.399	1:08.162
5	10:22:34.787	2:57.608	1:04.511	1:53.097	8	10:32:04.411	2:25.967	1:15.183	1:10.784
6	10:24:48.037	2:13.250	1:04.727	1:08.523	(45) Pascal Jungmann				
7	10:28:17.733	3:29.696	1:05.666	2:24.030	1	10:13:19.956	2:39.199	1:24.303	1:14.896
8	10:31:22.582	3:04.849	1:44.055	1:20.794	2	10:15:41.992	2:22.036	1:11.295	1:10.741
(381) Adam Kovacs					3	10:17:59.847	2:17.855	1:08.384	1:09.471
1	10:13:01.340	2:23.634	1:12.986	1:10.648	4	10:21:47.204	3:47.357	1:13.834	2:33.523
2	10:15:14.641	2:13.301	1:06.845	1:06.456	5	10:24:07.448	2:20.244	1:08.246	1:11.998
3	10:17:29.035	2:14.394	1:06.831	1:07.563	6	10:26:45.753	2:38.305	1:07.860	1:30.445
4	10:19:43.268	2:14.233	1:06.259	1:07.974	7	10:29:18.759	2:33.006	1:15.407	1:17.599
5	10:23:22.228	3:38.960	1:22.396	2:16.564	8	10:31:33.942	2:15.183	1:07.241	1:07.942
6	10:25:59.036	2:36.808	1:11.216	1:25.592	(495) Josef Andersson				
7	10:28:11.817	2:12.781	1:05.262	1:07.519	1	10:12:52.074	2:33.943	1:20.897	1:13.046
8	10:31:04.912	2:53.095	1:39.925	1:13.170	2	10:15:13.860	2:21.786	1:10.677	1:11.109
(105) Egert Pihlak					3	10:17:35.727	2:21.867	1:12.048	1:09.819
1	10:12:21.449	2:20.903	1:11.326	1:09.577	4	10:19:55.464	2:19.737	1:09.603	1:10.134
2	10:14:35.332	2:13.883	1:07.190	1:06.693	5	10:22:40.231	2:44.767	1:19.909	1:24.858
3	10:16:48.202	2:12.870	1:07.110	1:05.760	6	10:25:07.460	2:27.229	1:08.156	1:19.073
4	10:19:03.508	2:15.306	1:07.067	1:08.239	7	10:27:25.183	2:17.723	1:08.596	1:09.127
5	10:21:23.222	2:19.714	1:05.938	1:13.776	8	10:29:40.838	2:15.655	1:07.471	1:08.184
6	10:24:56.420	3:33.198	1:06.362	2:26.836	9	10:32:46.971	3:06.133	1:43.546	1:22.587
7	10:29:02.493	4:06.073	1:42.722	2:23.351	(177) Rob van de Veerdonk				
8	10:31:16.485	2:13.992	1:07.023	1:06.969	1	10:13:55.570	2:26.958	1:14.288	1:12.670
(59) Elix Ruuth					2	10:16:14.082	2:18.512	1:09.872	1:08.640
1	10:12:46.618	2:29.251	1:16.842	1:12.409	3	10:20:51.780	4:37.698	1:12.658	3:25.040
2	10:15:02.618	2:16.000	1:07.304	1:08.696	4	10:23:07.582	2:15.802	1:08.251	1:07.551
3	10:17:15.527	2:12.909	1:06.304	1:06.605	5	10:28:34.979	5:27.397	1:10.336	4:17.061
4	10:21:17.818	4:02.291	1:25.428	2:36.863	6	10:30:52.011	2:17.032	1:08.796	1:08.236
5	10:23:43.002	2:25.184	1:06.818	1:18.366	(411) Ryan De Beer				
6	10:26:14.532	2:31.530	1:05.376	1:26.154	1	10:13:23.979	2:31.903	1:17.263	1:14.640
7	10:30:00.352	3:45.820	1:24.217	2:21.603	2	10:15:49.229	2:25.250	1:14.111	1:11.139
8	10:32:19.584	2:19.232	1:09.993	1:09.239	3	10:18:12.791	2:23.562	1:11.045	1:12.517
(527) Andreas Krogh Jensen					4	10:21:26.720	3:13.929	1:09.915	2:04.014
1	10:12:41.927	2:33.937	1:23.293	1:10.644	5	10:23:46.325	2:19.605	1:08.595	1:11.010
2	10:14:57.072	2:15.145	1:07.172	1:07.973	6	10:27:18.397	3:32.072	1:06.119	2:25.953
3	10:17:12.089	2:15.017	1:08.228	1:06.789	7	10:29:34.374	2:15.977	1:06.327	1:09.650
					8	10:31:50.243	2:15.869	1:07.511	1:08.358



ADAC Schleswig-Holstein e.V.



Int. ADAC MX Masters Tensfeld

Klasse 2 Junior Cup

Tensfeld 1,850 Km

Practice odd numbers

16.07.2016 10:00

Practice (25:00 Time) started at 10:05:51

Runde	Tageszeit	Rundenzeit	S1 Zeit	S2 Zeit
(11) Rene Hofer				
1	10:13:24.413	2:19.872	1:10.450	1:09.422
2	10:15:40.651	2:16.238	1:09.049	1:07.189

Runde	Tageszeit	Rundenzeit	S1 Zeit	S2 Zeit
(555) Noel Nilsson				
1	10:12:34.928	2:33.790	1:21.880	1:11.910
2	10:14:53.377	2:18.449	1:07.104	1:11.345
3	10:17:10.213	2:16.836	1:08.615	1:08.221
4	10:19:32.205	2:21.992	1:09.696	1:12.296
5	10:23:22.722	3:50.517	1:08.918	2:41.599
6	10:25:40.734	2:18.012	1:08.000	1:10.012
7	10:27:59.233	2:18.499	1:11.280	1:07.219
8	10:30:16.607	2:17.374	1:08.953	1:08.421
9	10:32:33.323	2:16.716	1:07.841	1:08.875

Runde	Tageszeit	Rundenzeit	S1 Zeit	S2 Zeit
(173) Maks Mausser				
1	10:14:30.008	3:47.917	1:59.424	1:48.493
2	10:16:55.076	2:25.068	1:14.115	1:10.953
3	10:19:14.723	2:19.647	1:11.112	1:08.535
4	10:21:34.740	2:20.017	1:09.673	1:10.344
5	10:25:37.982	4:03.242	1:08.493	2:54.749
6	10:27:57.691	2:19.709	1:11.047	1:08.662
7	10:30:14.657	2:16.966	1:08.598	1:08.368
8	10:32:32.518	2:17.861	1:08.975	1:08.886

Runde	Tageszeit	Rundenzeit	S1 Zeit	S2 Zeit
(91) Mike Gwerder				
1	10:13:26.624	2:25.579	1:13.528	1:12.051
2	10:15:46.337	2:19.713	1:09.912	1:09.801
3	10:18:15.149	2:28.812	1:20.406	1:08.406
4	10:20:32.338	2:17.189	1:09.978	1:07.211
5	10:22:53.507	2:21.169	1:08.107	1:13.062
6	10:25:13.553	2:20.046	1:08.684	1:11.362
7	10:27:32.505	2:18.952	1:10.768	1:08.184
8	10:29:49.632	2:17.127	1:08.680	1:08.447
9	10:32:09.665	2:20.033	1:11.730	1:08.303

Runde	Tageszeit	Rundenzeit	S1 Zeit	S2 Zeit
(711) Leon Rehberg				
1	10:12:48.585	2:28.862	1:16.202	1:12.660
2	10:15:11.196	2:22.611	1:11.290	1:11.321
3	10:17:33.503	2:22.307	1:09.833	1:12.474
4	10:19:53.288	2:19.785	1:08.631	1:11.154
5	10:22:21.917	2:28.629	1:11.168	1:17.461
6	10:25:21.687	2:59.770	1:09.564	1:50.206
7	10:27:40.837	2:19.150	1:09.399	1:09.751
8	10:30:13.000	2:32.163	1:17.281	1:14.882
9	10:32:30.589	2:17.589	1:08.743	1:08.846

Runde	Tageszeit	Rundenzeit	S1 Zeit	S2 Zeit
(839) Victor Voxen Kleemann				
1	10:14:54.040	3:48.827	1:37.675	1:15.894
2	10:17:16.136	2:22.096	1:10.259	1:11.837
3	10:19:39.528	2:23.392	1:11.877	1:11.515
4	10:22:02.285	2:22.757	1:11.187	1:11.570
5	10:25:34.412	3:32.127	1:14.910	2:17.217
6	10:27:54.702	2:20.290	1:11.213	1:09.077
7	10:30:13.503	2:18.801	1:09.991	1:08.810
8	10:32:31.224	2:17.721	1:08.726	1:08.995

Runde	Tageszeit	Rundenzeit	S1 Zeit	S2 Zeit
(155) Tom Schroeder				
1	10:13:24.954	2:37.086	1:23.631	1:13.455
2	10:15:54.650	2:29.696	1:19.138	1:10.558
3	10:18:12.496	2:17.846	1:09.415	1:08.431
4	10:23:02.484	4:49.988	1:24.545	3:25.443

Runde	Tageszeit	Rundenzeit	S1 Zeit	S2 Zeit
(535) Radek Vetrovsky				
1	10:14:06.289	2:35.240	1:20.375	1:14.865

Runde	Tageszeit	Rundenzeit	S1 Zeit	S2 Zeit
2	10:16:31.035	2:24.746	1:14.051	1:10.695
3	10:18:51.301	2:20.266	1:11.079	1:09.187
4	10:23:12.327	4:21.026	1:10.879	3:10.147
5	10:25:35.851	2:23.524	1:11.198	1:12.326
6	10:28:41.933	3:06.082	1:21.892	1:44.190
7	10:31:00.896	2:18.963	1:09.987	1:08.976

Runde	Tageszeit	Rundenzeit	S1 Zeit	S2 Zeit
(777) Tristan Lohmann				
1	10:13:03.008	2:28.843	1:15.110	1:13.733
2	10:15:23.726	2:20.718	1:10.988	1:09.730
3	10:17:44.568	2:20.842	1:10.804	1:10.038
4	10:20:04.325	2:19.757	1:09.271	1:10.486
5	10:23:47.773	3:43.448	1:10.623	2:32.825
6	10:26:10.421	2:22.648	1:09.388	1:13.260
7	10:28:29.548	2:19.127	1:08.363	1:10.764
8	10:30:51.852	2:22.304	1:10.829	1:11.475

Runde	Tageszeit	Rundenzeit	S1 Zeit	S2 Zeit
(203) Fynn Niklas Tornau				
1	10:13:23.422	2:29.586	1:16.420	1:13.166
2	10:15:47.530	2:24.108	1:12.251	1:11.857
3	10:18:09.383	2:21.853	1:11.322	1:10.531
4	10:20:31.003	2:21.620	1:11.330	1:10.290
5	10:22:55.298	2:24.295	1:10.812	1:13.483
6	10:25:23.358	2:28.060	1:12.867	1:15.193
7	10:27:43.849	2:20.491	1:10.623	1:09.868
8	10:30:15.641	2:31.792	1:19.255	1:12.537
9	10:32:36.947	2:21.306	1:10.374	1:10.932

Runde	Tageszeit	Rundenzeit	S1 Zeit	S2 Zeit
(99) Petr Rathousky				
1	10:14:16.600	2:57.083	1:33.917	1:23.166
2	10:16:57.893	2:41.293	1:27.063	1:14.230
3	10:22:25.713	5:27.820	1:11.152	4:16.668
4	10:24:51.033	2:25.320	1:11.636	1:13.684
5	10:27:12.681	2:21.648	1:10.251	1:11.397
6	10:29:48.393	2:35.712	1:09.479	1:26.233
7	10:33:05.912	3:17.519	1:15.508	2:02.011

Runde	Tageszeit	Rundenzeit	S1 Zeit	S2 Zeit
(39) Nils Teegen				
1	10:14:03.170	2:28.858	1:16.479	1:12.379
2	10:16:25.056	2:21.886	1:12.016	1:09.870
3	10:18:48.477	2:23.421	1:13.115	1:10.306
4	10:21:14.546	2:26.069	1:12.583	1:13.486
5	10:23:44.377	2:29.831	1:14.437	1:15.394
6	10:28:46.131	5:01.754	1:17.410	3:44.344
7	10:31:10.315	2:24.184	1:12.445	1:11.739

Runde	Tageszeit	Rundenzeit	S1 Zeit	S2 Zeit
(437) Martin Venhoda				
1	10:14:28.341	2:37.755	1:22.385	1:15.370
2	10:16:53.801	2:25.460	1:14.439	1:11.021
3	10:19:18.727	2:24.926	1:14.337	1:10.589
4	10:21:42.656	2:23.929	1:12.294	1:11.635
5	10:24:10.658	2:28.002	1:10.773	1:17.229
6	10:26:44.446	2:33.788	1:21.082	1:12.706
7	10:29:06.848	2:22.402	1:11.097	1:11.305
8	10:31:52.963	2:46.115	1:25.949	1:20.166

Runde	Tageszeit	Rundenzeit	S1 Zeit	S2 Zeit
(181) Roel van Ham				
1	10:12:31.786	2:30.113	1:17.444	1:12.669
2	10:15:00.018	2:28.232	1:16.362	1:11.870
3	10:17:38.128	2:38.110	1:12.194	1:25.916
4	10:23:26.203	5:48.075	1:13.498	4:34.577
5	10:26:06.539	2:40.336	1:10.889	1:29.447
6	10:28:30.325	2:23.786	1:11.406	1:12.380
7	10:31:54.814	3:24.489	1:18.827	2:05.662

Runde	Tageszeit	Rundenzeit	S1 Zeit	S2 Zeit
(471) Peter König				



ADAC Schleswig-Holstein e.V.



Int. ADAC MX Masters Tensfeld

Klasse 2 Junior Cup

Tensfeld 1,850 Km

Practice odd numbers

16.07.2016 10:00

Practice (25:00 Time) started at 10:05:51

Runde	Tageszeit	Rundenzeit	S1 Zeit	S2 Zeit
1	10:14:22.774	3:48.489	1:25.673	2:22.816
2	10:17:04.120	2:41.346	1:18.286	1:23.060
3	10:22:34.303	5:30.183	1:22.469	4:07.714
4	10:25:03.241	2:28.938	1:12.874	1:16.064
5	10:27:27.828	2:24.587	1:10.432	1:14.155
6	10:30:46.151	3:18.323	1:33.838	1:44.485
7	10:33:10.466	2:24.315	1:09.738	1:14.577

(31) Radim Kraus

Runde	Tageszeit	Rundenzeit	S1 Zeit	S2 Zeit
1	10:20:21.389	2:38.955	1:22.708	1:16.247
2	10:22:57.163	2:35.774	1:16.565	1:19.209
3	10:25:27.689	2:30.526	1:14.692	1:15.834
4	10:27:53.475	2:25.786	1:14.434	1:11.352
5	10:30:18.418	2:24.943	1:14.102	1:10.841
6	10:32:56.945	2:38.527	1:20.964	1:17.563

(51) Maximilian Frank

Runde	Tageszeit	Rundenzeit	S1 Zeit	S2 Zeit
1	10:14:15.656	2:45.139	1:25.579	1:19.560
2	10:16:41.493	2:25.837	1:13.840	1:11.997
3	10:19:48.153	3:06.660	1:13.217	1:53.443
4	10:22:32.310	2:44.157	1:19.430	1:24.727
5	10:25:01.302	2:28.992	1:12.412	1:16.580
6	10:27:39.520	2:38.218	1:22.578	1:15.640
7	10:32:27.690	4:48.170	1:45.441	3:02.729

(543) Nick Domann

Runde	Tageszeit	Rundenzeit	S1 Zeit	S2 Zeit
1	10:12:50.633	2:44.467	1:22.567	1:21.900
2	10:15:20.381	2:29.748	1:16.138	1:13.610
3	10:17:46.495	2:26.114	1:13.396	1:12.718
4	10:20:13.789	2:27.294	1:15.014	1:12.280
5	10:24:12.242	3:58.453	1:13.239	2:45.214
6	10:26:42.604	2:30.362	1:16.290	1:14.072
7	10:29:09.157	2:26.553	1:14.174	1:12.379
8	10:31:38.130	2:28.973	1:14.297	1:14.676

(121) Nick Sellahn

Runde	Tageszeit	Rundenzeit	S1 Zeit	S2 Zeit
1	10:14:24.109	2:38.116	1:20.487	1:17.629
2	10:17:00.167	2:36.058	1:18.282	1:17.776
3	10:19:35.819	2:35.652	1:19.293	1:16.359
4	10:24:01.359	4:25.540	1:25.440	3:00.100
5	10:26:29.631	2:28.272	1:14.015	1:14.257
6	10:28:55.820	2:26.189	1:12.537	1:13.652
7	10:32:44.574	3:48.754	1:24.982	2:23.772

(319) Maikel Ziller

Runde	Tageszeit	Rundenzeit	S1 Zeit	S2 Zeit
1	10:13:47.570	2:33.389	1:17.216	1:16.173
2	10:16:17.295	2:29.725	1:15.480	1:14.245
3	10:18:44.443	2:27.148	1:13.964	1:13.184
4	10:21:20.417	2:35.974	1:19.628	1:16.346
5	10:23:58.848	2:38.431	1:20.492	1:17.939
6	10:32:42.013	8:43.165	1:15.665	7:27.500

(111) Maurice Tanz

Runde	Tageszeit	Rundenzeit	S1 Zeit	S2 Zeit
1	10:13:05.042	2:35.816	1:19.480	1:16.336
2	10:15:35.636	2:30.594	1:16.029	1:14.565
3	10:18:11.933	2:36.297	1:18.742	1:17.555
4	10:20:43.959	2:32.026	1:18.625	1:13.401
5	10:23:15.855	2:31.896	1:17.154	1:14.742
6	10:25:50.562	2:34.707	1:17.469	1:17.238
7	10:28:23.840	2:33.278	1:17.311	1:15.967
8	10:31:15.780	2:51.940	1:29.959	1:21.981

(421) Robin Konrad

Runde	Tageszeit	Rundenzeit	S1 Zeit	S2 Zeit
1	10:14:19.123	2:49.677	1:26.328	1:23.349
2	10:16:58.932	2:39.809	1:20.694	1:19.115
3	10:19:41.202	2:42.270	1:20.107	1:22.163

Runde	Tageszeit	Rundenzeit	S1 Zeit	S2 Zeit
4	10:22:21.320	2:40.118	1:20.396	1:19.722
5	10:24:55.455	2:34.135	1:15.435	1:18.700
6	10:28:48.419	3:52.964	1:22.826	2:30.138
7	10:31:24.126	2:35.707	1:18.714	1:16.993

(41) Jan Cremers

Runde	Tageszeit	Rundenzeit	S1 Zeit	S2 Zeit
1	10:13:11.982	2:38.201	1:22.045	1:16.156
2	10:15:51.043	2:39.061	1:13.324	1:25.737
3	10:26:04.273	10:13.230	8:49.803	1:23.427

(169) Nico Baumgärtner

Runde	Tageszeit	Rundenzeit	S1 Zeit	S2 Zeit
1	10:13:49.200	2:50.112	1:26.693	1:23.419
2	10:16:31.692	2:42.492	1:22.714	1:19.778
3	10:19:10.438	2:38.746	1:21.603	1:17.143
4	10:22:50.761	3:40.323	1:20.354	2:19.969
5	10:25:33.463	2:42.702	1:22.755	1:19.947
6	10:28:13.801	2:40.338	1:21.215	1:19.123
7	10:30:56.986	2:43.185	1:25.358	1:17.827

(275) Eric Rakow

Runde	Tageszeit	Rundenzeit	S1 Zeit	S2 Zeit
1	10:13:37.998	2:53.437	1:29.336	1:24.101
2	10:16:19.533	2:41.535	1:22.562	1:18.973
3	10:19:00.853	2:41.320	1:22.351	1:18.969
4	10:21:44.793	2:43.940	1:21.891	1:22.049
5	10:24:32.035	2:47.242	1:22.458	1:24.784
6	10:27:11.875	2:39.840	1:21.368	1:18.472
7	10:29:54.255	2:42.380	1:24.674	1:17.706
8	10:32:36.816	2:42.561	1:22.032	1:20.529

(343) Jonathan Weiß

Runde	Tageszeit	Rundenzeit	S1 Zeit	S2 Zeit
1	10:14:31.542	2:47.870	1:26.868	1:21.002
2	10:17:14.041	2:42.499	1:21.437	1:21.062
3	10:19:57.266	2:43.225	1:22.960	1:20.265
4	10:22:43.180	2:45.914	1:21.437	1:24.477
5	10:25:29.875	2:46.695	1:21.830	1:24.865
6	10:28:10.504	2:40.629	1:21.552	1:19.077
7	10:30:53.674	2:43.170	1:22.278	1:20.892

(67) Elena Kapsamer

Runde	Tageszeit	Rundenzeit	S1 Zeit	S2 Zeit
1	10:14:15.730	3:05.444	1:41.012	1:24.432
2	10:16:57.904	2:42.174	1:22.016	1:20.158
3	10:19:39.036	2:41.132	1:20.305	1:20.827
4	10:25:10.507	5:31.471	1:25.279	4:06.192
5	10:27:52.033	2:41.526	1:23.329	1:18.197
6	10:30:45.745	2:53.712	1:22.474	1:31.238

(441) Paul Köpke

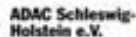
Runde	Tageszeit	Rundenzeit	S1 Zeit	S2 Zeit
1	10:13:11.607	3:07.686	1:37.295	1:30.391
2	10:16:10.183	2:58.576	1:33.438	1:25.138
3	10:22:49.301	6:39.118	1:30.368	5:08.750
4	10:25:36.930	2:47.629	1:23.859	1:23.770
5	10:28:20.149	2:43.219	1:22.750	1:20.469
6	10:32:51.724	4:31.575	1:35.546	2:56.029

(23) Nina Baumgärtner

Runde	Tageszeit	Rundenzeit	S1 Zeit	S2 Zeit
1	10:13:58.719	2:50.206	1:26.125	1:24.081
2	10:16:44.934	2:46.215	1:23.381	1:22.834
3	10:19:30.413	2:45.479	1:23.011	1:22.468
4	10:23:04.430	3:34.017	1:22.311	2:11.706
5	10:26:05.669	3:01.239	1:22.114	1:39.125
6	10:28:52.327	2:46.658	1:23.124	1:23.534
7	10:31:39.395	2:47.068	1:24.531	1:22.537

(205) Luca Bürger

Runde	Tageszeit	Rundenzeit	S1 Zeit	S2 Zeit
1	10:14:14.941	3:02.864	1:36.828	1:26.036
2	10:17:05.518	2:50.577	1:30.296	1:20.281



Int. ADAC MX Masters Tensfeld

Klasse 2 Junior Cup

Tensfeld 1,850 Km

Practice odd numbers

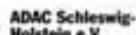
16.07.2016 10:00

Practice (25:00 Time) started at 10:05:51

Runde	Tageszeit	Rundenzeit	S1 Zeit	S2 Zeit	Runde	Tageszeit	Rundenzeit	S1 Zeit	S2 Zeit
3	10:19:53.365	2:47.847	1:25.877	1:21.970					
4	10:22:45.168	2:51.803	1:24.750	1:27.053					
5	10:25:32.073	2:46.905	1:21.099	1:25.806					
6	10:28:43.969	3:11.896	1:21.171	1:50.725					
7	10:31:48.672	3:04.703	1:35.260	1:29.443					

(101) Laurenz Falke

1	10:15:03.632	2:59.535	1:37.017	1:22.518
2	10:18:02.858	2:59.226	1:25.937	1:33.289



Int. ADAC MX Masters Tensfeld

Klasse 2 Junior Cup

Tensfeld 1,850 Km

Practice even numbers

16.07.2016 10:30

Practice (25:00 Time) started at 10:35:12

Pos	No.	Name	FNM	Nat/Hometown	Trademark	Entrant / Team	Laps	Best Tm	Diff	In Lap	km/h
1	592	Axel Gustafsson	SVEMO	SWE/ Kågeröd	KTM		9	2:09.679		5	51,358
2	58	Cameron Durov	MSA	RSA/ Pietermaritz	KTM	GRP Promo MX Team	9	2:11.098	1.419	6	50,802
3	710	Maksim Kraev	MFR	RUS/ Grünheide	KTM	GARIN MX TEAM	8	2:11.640	1.961	6	50,593
4	568	Max Palsson	SVEMO	SWE/ Ljungbyhed	KTM		7	2:12.973	3.294	6	50,085
5	454	Liam Hanström	SVEMO	SWE/ 27531	HUSQVARNA		8	2:13.189	3.510	7	50,004
6	410	Max Thunecke	DMSB	GER/ Kalbe/Milde	KTM	KTM Kosak Racing Team	9	2:15.158	5.479	5	49,276
7	242	Nikita Kucherov	MUL	RUS/ Balen	KAWASAKI	Monster Energy Kawasaki Elf Team Pfeil	8	2:16.968	7.289	7	48,624
8	16	Simon Längenfelder	DMSB	GER/ Oberkotzau	HUSQVARNA	Pfeil Husqvarna Junior Team	8	2:17.269	7.590	3	48,518
9	100	Noah Ludwig	DMSB	GER/ Ascherslebei	KTM	ADAC Niedersachsen/Sachsen-Anhalt	9	2:17.897	8.218	3	48,297
10	550	Ben Hess	DMSB	GER/ Rösrath	HUSQVARNA		9	2:18.069	8.390	7	48,237
11	336	Erik Lange	DMSB	GER/ Eggesin	KTM	Hermann MX Team	8	2:18.174	8.495	5	48,200
12	472	Eric Jette	DMSB	GER/ 39326	KAWASAKI	MX Team Schadenberg	8	2:20.264	10.585	5	47,482
13	252	Paul Bloy	DMSB	GER/ Biberach	SUZUKI	Motorrad Waldmann	7	2:20.983	11.304	5	47,240
14	460	Lucas Adam	FMB	BEL/ Warmifontair	KAWASAKI	Monster Energy Kawasaki Elf Team Pfeil	8	2:21.168	11.489	7	47,178
15	90	Justin Trache	DMSB	GER/ Chemnitz	KTM	STC Racing	8	2:21.955	12.276	8	46,916
16	532	Constantin Piller	DMSB	GER/ Eichendorf	KTM	KTM Kosak Racing Team	7	2:22.885	13.206	5	46,611
17	24	Lasse Leben	DMSB	GER/ Neuenstein	KTM	Mefo Sport Racing Team	7	2:25.421	15.742	5	45,798
18	838	William Voxen Kleemar	DMU	DEN/ Tikøb	KTM	KTM Sarholz Racing Team	8	2:25.888	16.209	6	45,651
19	292	Paul Robin Wessel	DMSB	GER/ Plön	HUSQVARNA		6	2:26.245	16.566	5	45,540
20	14	Ondrej Matejcek	ACCR	CZE/ Rychnov nac	KAWASAKI		7	2:26.532	16.853	5	45,451
21	38	Phil Niklas Löb	DMSB	GER/ Derschen	KTM		8	2:26.734	17.055	6	45,388
22	526	Henry Pascal Kucz	DMSB	GER/ 19243	TM	Motorsport-Burmeister Schwerin	6	2:27.329	17.650	6	45,205
23	30	Julian Duvier	DMSB	GER/ Hamburg	KTM		7	2:28.008	18.329	6	44,998
24	8	Tyler Loth	DMSB	GER/ 30317	YAMAHA	TYMO-Racing	8	2:40.075	30.396	7	41,605
25	436	Marvin Müller	DMSB	GER/ Engelskirche	TM		8	2:40.548	30.869	5	41,483
26	138	Eric Boeck	DMSB	GER/ Schwerin	TM	Motorsport- Burmeister Schwerin	6	2:50.082	40.403	5	39,158



ADAC Schleswig-Holstein e.V.



Int. ADAC MX Masters Tensfeld

Klasse 2 Junior Cup

Tensfeld 1,850 Km

Practice even numbers

16.07.2016 10:30

Practice (25:00 Time) started at 10:35:12

Runde	Tageszeit	Rundenzeit	S1 Zeit	S2 Zeit
(592) Axel Gustafsson				
1	10:42:36.165	2:30.736	1:17.646	1:13.090
2	10:44:51.580	2:15.415	1:07.747	1:07.668
3	10:47:10.612	2:19.032	1:10.788	1:08.244
4	10:49:22.885	2:12.273	1:05.217	1:07.056
5	10:51:32.564	2:09.679	1:04.746	1:04.933
6	10:54:00.095	2:27.531	1:16.813	1:10.718
7	10:56:27.976	2:27.881	1:15.632	1:12.249
8	10:58:50.478	2:22.502	1:13.362	1:09.140
9	11:01:07.798	2:17.320	1:09.445	1:07.875

Runde	Tageszeit	Rundenzeit	S1 Zeit	S2 Zeit
(58) Cameron Durow				
1	10:42:34.861	2:18.153	1:09.784	1:08.369
2	10:44:50.204	2:15.343	1:08.221	1:07.122
3	10:47:04.366	2:14.162	1:06.238	1:07.924
4	10:51:01.269	3:56.903	1:06.559	2:50.344
5	10:53:17.420	2:16.151	1:06.434	1:09.717
6	10:55:28.518	2:11.098	1:03.796	1:07.302
7	10:57:43.047	2:14.529	1:05.103	1:09.426
8	10:59:57.141	2:14.094	1:04.914	1:09.180
9	11:02:28.627	2:31.486	1:17.943	1:13.543

Runde	Tageszeit	Rundenzeit	S1 Zeit	S2 Zeit
(710) Maksim Kraev				
1	10:42:55.245	2:20.904	1:11.976	1:08.928
2	10:45:13.451	2:18.206	1:07.243	1:10.963
3	10:47:29.042	2:15.591	1:07.985	1:07.606
4	10:49:52.811	2:23.769	1:09.797	1:13.972
5	10:52:15.621	2:22.810	1:11.392	1:11.418
6	10:54:27.261	2:11.640	1:05.972	1:05.668
7	10:59:06.245	4:38.984	1:15.552	3:23.432
8	11:01:18.089	2:11.844	1:05.991	1:05.853

Runde	Tageszeit	Rundenzeit	S1 Zeit	S2 Zeit
(568) Max Palsson				
1	10:43:01.131	2:23.710	1:13.504	1:10.206
2	10:45:18.924	2:17.793	1:08.768	1:09.025
3	10:48:24.479	3:05.555	1:47.983	1:17.572
4	10:53:36.838	5:12.359	1:07.584	4:04.775
5	10:55:53.055	2:16.217	1:09.500	1:06.717
6	10:58:06.028	2:12.973	1:05.969	1:07.004
7	11:00:29.694	2:23.666	1:14.435	1:09.231

Runde	Tageszeit	Rundenzeit	S1 Zeit	S2 Zeit
(454) Liam Hanström				
1	10:42:18.628	2:23.443	1:13.370	1:10.073
2	10:44:34.153	2:15.525	1:07.932	1:07.593
3	10:46:54.607	2:20.454	1:07.320	1:13.134
4	10:49:24.459	2:29.852	1:19.851	1:10.001
5	10:51:53.100	2:28.641	1:18.809	1:09.832
6	10:57:17.457	5:24.357	1:57.562	3:26.795
7	10:59:30.646	2:13.189	1:05.889	1:07.300
8	11:01:45.032	2:14.386	1:06.518	1:07.868

Runde	Tageszeit	Rundenzeit	S1 Zeit	S2 Zeit
(410) Max Thuncke				
1	10:42:12.972	2:23.165	1:13.272	1:09.893
2	10:44:29.492	2:16.520	1:07.858	1:08.662
3	10:46:46.265	2:16.773	1:07.031	1:09.742
4	10:49:03.290	2:17.025	1:08.014	1:09.011
5	10:51:18.448	2:15.158	1:07.051	1:08.107
6	10:53:33.971	2:15.523	1:06.449	1:09.074
7	10:55:51.807	2:17.836	1:07.725	1:10.111
8	10:58:25.319	2:33.512	1:18.231	1:15.281
9	11:00:51.556	2:26.237	1:12.959	1:13.278

Runde	Tageszeit	Rundenzeit	S1 Zeit	S2 Zeit
(242) Nikita Kucherov				
1	10:42:22.153	2:28.186	1:16.627	1:11.559
2	10:45:47.353	3:25.200	1:49.572	1:35.628

Runde	Tageszeit	Rundenzeit	S1 Zeit	S2 Zeit
3	10:48:08.413	2:21.060	1:11.040	1:10.020
4	10:50:31.687	2:23.274	1:11.471	1:11.803
5	10:53:38.417	3:06.730	1:17.643	1:49.087
6	10:55:55.928	2:17.511	1:09.903	1:07.608
7	10:58:12.896	2:16.968	1:08.876	1:08.092
8	11:00:44.636	2:31.740	1:08.107	1:23.633

Runde	Tageszeit	Rundenzeit	S1 Zeit	S2 Zeit
(16) Simon Längenfelder				
1	10:42:51.977	2:28.360	1:15.633	1:12.727
2	10:45:14.589	2:22.612	1:11.904	1:10.708
3	10:47:31.858	2:17.269	1:08.221	1:09.048
4	10:50:09.579	2:37.721	1:11.166	1:26.555
5	10:52:57.260	2:47.681	1:26.207	1:21.474
6	10:55:16.209	2:18.949	1:08.754	1:10.195
7	10:57:34.814	2:18.605	1:09.697	1:08.908
8	11:00:28.406	2:53.592	1:25.420	1:28.172

Runde	Tageszeit	Rundenzeit	S1 Zeit	S2 Zeit
(100) Noah Ludwig				
1	10:42:22.237	2:30.599	1:16.674	1:13.925
2	10:44:43.573	2:21.336	1:11.680	1:09.656
3	10:47:01.470	2:17.897	1:08.628	1:09.269
4	10:49:20.381	2:18.911	1:08.658	1:10.253
5	10:51:45.569	2:25.188	1:14.944	1:10.244
6	10:54:16.382	2:30.813	1:07.743	1:23.070
7	10:56:34.427	2:18.045	1:08.661	1:09.384
8	10:59:47.193	3:12.766	1:10.071	2:02.695
9	11:02:05.930	2:18.737	1:08.106	1:10.631

Runde	Tageszeit	Rundenzeit	S1 Zeit	S2 Zeit
(550) Ben Hess				
1	10:42:24.736	2:26.257	1:13.368	1:12.889
2	10:44:47.325	2:22.589	1:11.222	1:11.367
3	10:47:20.732	2:33.407	1:23.232	1:10.175
4	10:49:40.440	2:19.708	1:10.043	1:09.665
5	10:51:59.239	2:18.799	1:08.423	1:10.376
6	10:54:20.479	2:21.240	1:12.264	1:08.976
7	10:56:38.548	2:18.069	1:08.739	1:09.330
8	10:59:20.971	2:42.423	1:19.800	1:22.623
9	11:01:39.705	2:18.734	1:08.796	1:09.938

Runde	Tageszeit	Rundenzeit	S1 Zeit	S2 Zeit
(336) Erik Lange				
1	10:43:03.036	2:44.118	1:25.235	1:18.883
2	10:45:29.948	2:26.912	1:13.605	1:13.307
3	10:47:56.802	2:26.854	1:14.294	1:12.560
4	10:50:19.770	2:22.968	1:11.886	1:11.082
5	10:52:37.944	2:18.174	1:08.281	1:09.893
6	10:54:58.618	2:20.674	1:09.898	1:10.776
7	10:58:49.943	3:51.325	1:15.116	2:36.209
8	11:01:23.246	2:33.303	1:18.200	1:15.103

Runde	Tageszeit	Rundenzeit	S1 Zeit	S2 Zeit
(472) Eric Jette				
1	10:43:05.733	2:33.783	1:18.267	1:15.516
2	10:45:28.668	2:22.935	1:12.013	1:10.922
3	10:47:54.600	2:25.932	1:13.441	1:12.491
4	10:50:15.486	2:20.886	1:10.992	1:09.894
5	10:52:35.750	2:20.264	1:11.395	1:08.869
6	10:54:56.809	2:21.059	1:11.312	1:09.747
7	10:58:28.285	3:31.476	1:24.683	2:06.793
8	11:00:53.864	2:25.579	1:12.964	1:12.615

Runde	Tageszeit	Rundenzeit	S1 Zeit	S2 Zeit
(252) Paul Bloy				
1	10:43:30.997	2:36.867	1:18.406	1:18.461
2	10:46:04.421	2:33.424	1:13.164	1:20.260
3	10:48:27.373	2:22.952	1:11.213	1:11.739
4	10:50:54.931	2:27.558	1:15.822	1:11.736
5	10:53:15.914	2:20.983	1:10.518	1:10.465
6	10:57:52.871	4:36.957	1:17.220	3:19.737

Official Timing www.camp-company.de / www.motorsport-events.se

Orbits

Timekeeping Steffen Kirchhof:

Clerk of the course Frank-Peter Trampenau:

Jury President Olaf Noack:

Reg. Nr MX 24/16

www.mylaps.com

Licensed to: Camp Company

Printed: 16.07.2016 11:03:19

posted at:

h

Page 1/2



ADAC Schleswig-Holstein e.V.



Int. ADAC MX Masters Tensfeld

Klasse 2 Junior Cup

Tensfeld 1,850 Km

Practice even numbers

16.07.2016 10:30

Practice (25:00 Time) started at 10:35:12

Runde	Tageszeit	Rundenzeit	S1 Zeit	S2 Zeit
7	11:00:14.923	2:22.052	1:11.555	1:10.497

(460) Lucas Adam				
Runde	Tageszeit	Rundenzeit	S1 Zeit	S2 Zeit
1	10:42:32.202	2:32.910	1:18.635	1:14.275
2	10:44:59.643	2:27.441	1:15.225	1:12.216
3	10:47:25.328	2:25.685	1:12.724	1:12.961
4	10:49:48.372	2:23.044	1:11.057	1:11.987
5	10:52:38.751	2:50.379	1:21.010	1:29.369
6	10:55:20.636	2:41.885	1:19.954	1:21.931
7	10:57:41.804	2:21.168	1:09.781	1:11.387
8	11:00:43.831	3:02.027	1:38.280	1:23.747

(90) Justin Trache				
Runde	Tageszeit	Rundenzeit	S1 Zeit	S2 Zeit
1	10:42:57.160	2:35.384	1:20.364	1:15.020
2	10:45:27.310	2:30.150	1:16.663	1:13.487
3	10:47:55.621	2:28.311	1:12.960	1:15.351
4	10:51:04.351	3:08.730	1:35.053	1:33.677
5	10:53:31.996	2:27.645	1:14.166	1:13.479
6	10:56:47.307	3:15.311	1:15.942	1:59.369
7	10:59:11.026	2:23.719	1:11.775	1:11.944
8	11:01:32.981	2:21.955	1:11.035	1:10.920

(532) Constantin Piller				
Runde	Tageszeit	Rundenzeit	S1 Zeit	S2 Zeit
1	10:43:15.005	2:37.924	1:20.172	1:17.752
2	10:45:39.733	2:24.728	1:12.923	1:11.805
3	10:48:14.475	2:34.742	1:14.056	1:20.686
4	10:50:41.006	2:26.531	1:13.828	1:12.703
5	10:53:03.891	2:22.885	1:11.830	1:11.055
6	10:57:28.643	4:24.752	1:21.913	3:02.839
7	11:00:48.298	3:19.655	1:53.746	1:25.909

(24) Lasse Leben				
Runde	Tageszeit	Rundenzeit	S1 Zeit	S2 Zeit
1	10:43:16.051	2:35.687	1:17.743	1:17.944
2	10:45:45.892	2:29.841	1:15.439	1:14.402
3	10:48:15.488	2:29.596	1:16.143	1:13.453
4	10:52:49.257	4:33.769	1:29.640	3:04.129
5	10:55:14.678	2:25.421	1:13.801	1:11.620
6	10:57:54.067	2:39.389	1:14.687	1:24.702
7	11:00:23.110	2:29.043	1:15.127	1:13.916

(838) William Voxen Kleemann				
Runde	Tageszeit	Rundenzeit	S1 Zeit	S2 Zeit
1	10:42:27.918	2:35.825	1:18.012	1:17.813
2	10:44:55.325	2:27.407	1:14.493	1:12.914
3	10:47:23.199	2:27.874	1:14.458	1:13.416
4	10:50:00.296	2:37.097	1:22.715	1:14.382
5	10:53:53.388	3:53.092	1:21.360	2:31.732
6	10:56:19.276	2:25.888	1:14.521	1:11.367
7	10:58:46.435	2:27.159	1:14.780	1:12.379
8	11:01:18.327	2:31.892	1:15.060	1:16.832

(292) Paul Robin Wessel				
Runde	Tageszeit	Rundenzeit	S1 Zeit	S2 Zeit
1	10:43:43.414	3:17.698	1:28.643	1:49.055
2	10:46:15.443	2:32.029	1:17.749	1:14.280
3	10:48:47.736	2:32.293	1:18.396	1:13.897
4	10:56:07.184	7:19.448	1:17.214	6:02.234
5	10:58:33.429	2:26.245	1:14.837	1:11.408
6	11:01:09.636	2:36.207	1:15.548	1:20.659

(14) Ondrej Matejcek				
Runde	Tageszeit	Rundenzeit	S1 Zeit	S2 Zeit
1	10:42:54.427	2:38.344	1:20.658	1:17.686
2	10:45:23.368	2:28.941	1:15.134	1:13.807
3	10:47:57.151	2:33.783	1:15.372	1:18.411
4	10:52:43.896	4:46.745	1:53.277	2:53.468
5	10:55:10.428	2:26.532	1:13.346	1:13.186
6	10:58:05.322	2:54.894	1:15.082	1:39.812
7	11:01:07.264	3:01.942	1:32.443	1:29.499

(38) Phil Niklas Löb				
Runde	Tageszeit	Rundenzeit	S1 Zeit	S2 Zeit
1	10:42:41.112	2:40.643	1:20.506	1:20.137
2	10:45:12.841	2:31.729	1:16.973	1:14.756
3	10:48:04.488	2:51.647	1:34.040	1:17.607
4	10:50:36.485	2:31.997	1:18.370	1:13.627
5	10:54:52.747	4:16.262	1:23.769	2:52.493
6	10:57:19.481	2:26.734	1:14.859	1:11.875
7	11:00:05.752	2:46.271	1:24.191	1:22.080
8	11:02:36.276	2:30.524	1:15.769	1:14.755

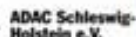
(526) Henry Pascal Kucz				
Runde	Tageszeit	Rundenzeit	S1 Zeit	S2 Zeit
1	10:43:37.610	2:45.731	1:23.229	1:22.502
2	10:46:12.222	2:34.612	1:17.562	1:17.050
3	10:50:50.278	4:38.056	1:23.588	3:14.468
4	10:53:25.643	2:35.365	1:21.376	1:13.989
5	10:57:48.974	4:23.331	1:25.307	2:58.024
6	11:00:16.303	2:27.329	1:13.670	1:13.659

(30) Julian Duvier				
Runde	Tageszeit	Rundenzeit	S1 Zeit	S2 Zeit
1	10:43:29.914	2:30.791	1:17.611	1:13.180
2	10:46:03.892	2:33.978	1:14.961	1:19.017
3	10:49:04.918	3:01.026	1:33.816	1:27.210
4	10:54:24.035	5:19.117	1:40.304	3:38.813
5	10:56:57.625	2:33.590	1:15.530	1:18.060
6	10:59:25.633	2:28.008	1:13.911	1:14.097
7	11:01:54.673	2:29.040	1:13.914	1:15.126

(8) Tyler Loth				
Runde	Tageszeit	Rundenzeit	S1 Zeit	S2 Zeit
1	10:42:47.151	2:48.599	1:27.706	1:20.893
2	10:45:34.700	2:47.549	1:26.211	1:21.338
3	10:48:18.286	2:43.586	1:24.871	1:18.715
4	10:51:07.880	2:49.594	1:24.504	1:25.090
5	10:53:52.618	2:44.738	1:26.197	1:18.541
6	10:56:34.535	2:41.917	1:22.958	1:18.959
7	10:59:14.610	2:40.075	1:20.834	1:19.241
8	11:01:55.910	2:41.300	1:21.566	1:19.734

(436) Marvin Müller				
Runde	Tageszeit	Rundenzeit	S1 Zeit	S2 Zeit
1	10:42:36.421	2:45.491	1:22.816	1:22.675
2	10:45:19.874	2:43.453	1:21.076	1:22.377
3	10:48:02.104	2:42.230	1:22.007	1:20.223
4	10:50:44.493	2:42.389	1:22.242	1:20.147
5	10:53:25.041	2:40.548	1:21.449	1:19.099
6	10:56:05.658	2:40.617	1:20.036	1:20.581
7	10:58:47.802	2:42.144	1:20.958	1:21.186
8	11:01:28.911	2:41.109	1:20.203	1:20.906

(138) Eric Boeck				
Runde	Tageszeit	Rundenzeit	S1 Zeit	S2 Zeit
1	10:43:28.540	3:10.253	1:41.699	1:28.554
2	10:46:24.115	2:55.575	1:28.433	1:27.142
3	10:52:31.263	6:07.148	1:25.914	4:41.234
4	10:56:14.176	3:42.913	1:25.247	2:17.666
5	10:59:04.258	2:50.082	1:25.055	1:25.027
6	11:02:36.249	3:31.991	1:46.928	1:45.063



Int. ADAC MX Masters Tensfeld

Klasse 3 Junior Cup

Tensfeld 1,850 Km

Qualifying Group 1

16.07.2016 13:50

Qualifying (20:00 Time) started at 13:54:57

Pos	No.	Name	FNM	Nat/Hometown	Trademark	Entrant / Team	Laps	Best Tm	Diff	In Lap	km/h
1	47	Emil Jönrup	SVEMO	SWE/ Varberg	KTM		7	2:15.570		2	49,126
2	651	Meico Vettik	EMF	EST/ paide	KTM	KTM EST	8	2:15.592	0.022	7	49,118
3	592	Axel Gustafsson	SVEMO	SWE/ Kågeröd	KTM		8	2:16.160	0.590	7	48,913
4	58	Cameron Durow	MSA	RSA/ Pietermaritz	KTM	GRP Promo MX Team	8	2:16.219	0.649	7	48,892
5	710	Maksim Kraev	MFR	RUS/ Grünheide	KTM	GARIN MX TEAM	2	2:17.142	1.572	2	48,563
6	105	Egert Pihlak	EMF	EST/ Tallinn	KTM	Motoextreme	7	2:17.410	1.840	6	48,468
7	454	Liam Hanström	SVEMO	SWE/ 27531	HUSQVARNA		8	2:17.898	2.328	6	48,297
8	149	Jett Lawrence	KNMV	AUS/ Apolda	KAWASAKI	Pfeil Kawasaki Monster energy	8	2:18.132	2.562	5	48,215
9	568	Max Palsson	SVEMO	SWE/ Ljungbyhed	KTM		8	2:18.455	2.885	7	48,102
10	410	Max Thunecke	DMSB	GER/ Kalbe/Milde	KTM	KTM Kosak Racing Team	8	2:19.679	4.109	5	47,681
11	495	Josef Andersson	SVEMO	SWE/ 43237	KTM	SpeedGear Racing AB	8	2:19.797	4.227	8	47,641
12	527	Andreas Krogh Jensen	DMU	DEN/ Broager	KTM		9	2:20.375	4.805	7	47,444
13	550	Ben Hess	DMSB	GER/ Rösrath	HUSQVARNA		8	2:21.470	5.900	7	47,077
14	711	Leon Rehberg	DMSB	GER/ Bismark/ Alt	KTM	Falcon Motorsports	8	2:21.873	6.303	3	46,943
15	242	Nikita Kucherov	MUL	RUS/ Balen	KAWASAKI	Monster Energy Kawasaki Elf Team Pfeil	8	2:22.019	6.449	6	46,895
16	839	Victor Voxen Kleemanr	DMU	DEN/ Tikøb	KTM	KTM Sarholz Racing Team	8	2:23.149	7.579	8	46,525
17	252	Paul Bloy	DMSB	GER/ Biberach	SUZUKI	Motorrad Waldmann	8	2:23.675	8.105	3	46,355
18	99	Petr Rathousky	ACCR	CZE/ Praha 9	KTM		7	2:24.540	8.970	7	46,077
19	100	Noah Ludwig	DMSB	GER/ Ascherslebei	KTM	ADAC Niedersachsen/Sachsen-Anhalt	8	2:26.133	10.563	6	45,575
20	437	Martin Venhoda	ACCR	CZE/ Prague	KTM	Team Motokrosova Skola CZ	8	2:26.596	11.026	6	45,431
21	471	Peter König	DMSB	GER/ Eberswalde	KTM	ADAC Berlin/Brandenburg	7	2:26.803	11.233	4	45,367
22	203	Fynn Niklas Tornau	DMSB	GER/ Jahnshof	KTM	BvZ Racing Team	6	2:27.998	12.428	6	45,001
23	443	Matias Vesterinen	SML	FIN/ Puntala	KTM	KTM Diga Junior Racing Team	2	2:28.405	12.835	1	44,877
24	543	Nick Domann	DMSB	GER/ Meseberg	KTM	Falcon Motorsports	7	2:29.972	14.402	7	44,408
25	39	Nils Teegen	DMSB	GER/ Rehna	KTM		8	2:30.571	15.001	3	44,232
26	526	Henry Pascal Kucz	DMSB	GER/ 19243	TM	Motorsport-Burmeister Schwerin	5	2:31.494	15.924	3	43,962
27	319	Maikel Ziller	DMSB	GER/ Probststeierhe	KTM		7	2:33.184	17.614	6	43,477
28	421	Robin Konrad	DMSB	GER/ Rossbach	KTM	KTM Kosak Racing	7	2:36.219	20.649	4	42,632
29	30	Julian Duvier	DMSB	GER/ Hamburg	KTM		6	2:37.918	22.348	6	42,174
30	121	Nick Sellahn	DMSB	GER/ Schwerin	KTM	A-Team Neustrelitz	5	2:41.430	25.860	2	41,256

Not classified (120% of the Top 3 = 2:42.928)

436	Marvin Müller	DMSB	GER/ Engelskirche	TM		7	2:43.161	27.591	3	40,819
275	Eric Rakow	DMSB	GER/ Neubranden	KAWASAKI	Team Kunkel Motorsport	7	2:43.927	28.357	6	40,628
67	Elena Kapsamer	OeAMTC	AUT/ Schwannst	KTM	Cofain Racing Team / HSV Wels / KTM Z	6	2:47.083	31.513	3	39,860
169	Nico Baumgärtner	DMSB	GER/ Bad Saulgau	KTM	KMP Honda Repsol Racing	7	2:47.195	31.625	5	39,834
8	Tyler Loth	DMSB	GER/ 30317	YAMAHA	TYMO-Racing	7	2:47.321	31.751	6	39,804
23	Nina Baumgärtner	DMSB	GER/ Bad Saulgau	KTM	KMP Honda Repsol Racing	6	2:54.031	38.461	5	38,269

Announcements

These results are provisional until the conclusion of any judicial and technical matters!

Position 1- 17 are qualified for the races!

Weather: cloudy 18 degrees, dry track

Official Timing www.camp-company.de / www.motorsport-events.se

Orbits

Timekeeping Steffen Kirchhof:

Clerk of the course Frank-Peter Trampenau:

Jury President Olaf Noack:

Reg. Nr MX 24/16

www.mylaps.com

Licensed to: Camp Company

Printed: 16.07.2016 14:18:14

posted at:

h



ADAC Schleswig-Holstein e.V.



Int. ADAC MX Masters Tensfeld

Klasse 3 Junior Cup**Tensfeld 1,850 Km****Qualifying Group 1****16.07.2016 13:50****Qualifying (20:00 Time) started at 13:54:57**

Runde	Tageszeit	Rundenzeit	S1 Zeit	S2 Zeit	Runde	Tageszeit	Rundenzeit	S1 Zeit	S2 Zeit
(47) Emil Jönrup					3	14:04:46.306	2:50.323	1:12.079	1:38.244
1	13:57:55.298	2:27.668	1:14.124	1:13.544	4	14:07:49.050	3:02.744	1:13.246	1:49.498
2	14:00:10.868	2:15.570	1:07.714	1:07.856	5	14:10:07.182	2:18.132	1:09.756	1:08.376
3	14:02:27.815	2:16.947	1:07.148	1:09.799	6	14:12:26.109	2:18.927	1:08.724	1:10.203
4	14:05:59.590	3:31.775	1:08.736	2:23.039	7	14:14:45.219	2:19.110	1:10.969	1:08.141
5	14:08:17.520	2:17.930	1:08.789	1:09.141	8	14:17:33.010	2:47.791	1:30.196	1:17.595
6	14:10:34.933	2:17.413	1:08.806	1:08.607	(568) Max Palsson				
7	14:15:40.787	5:05.854	1:08.949	3:56.905	1	13:58:04.813	2:25.819	1:12.534	1:13.285
(651) Meico Vettik					2	14:00:27.885	2:23.072	1:13.181	1:09.891
1	13:58:03.994	2:30.636	1:17.846	1:12.790	3	14:02:49.520	2:21.635	1:09.992	1:11.643
2	14:00:26.299	2:22.305	1:12.269	1:10.036	4	14:05:24.718	2:35.198	1:16.600	1:18.598
3	14:02:49.266	2:22.967	1:09.603	1:13.364	5	14:07:45.841	2:21.123	1:09.392	1:11.731
4	14:05:08.484	2:19.218	1:10.124	1:09.094	6	14:10:35.729	2:49.888	1:31.618	1:18.270
5	14:07:40.883	2:32.399	1:18.579	1:13.820	7	14:12:54.184	2:18.455	1:09.352	1:09.103
6	14:10:02.992	2:22.109	1:10.620	1:11.489	8	14:15:35.730	2:41.546	1:20.965	1:20.581
7	14:12:18.584	2:15.592	1:07.874	1:07.718	(410) Max Thunecke				
8	14:15:13.418	2:54.834	1:33.250	1:21.584	1	13:59:53.010	2:40.830	1:19.979	1:20.851
(592) Axel Gustafsson					2	14:02:17.156	2:24.146	1:11.502	1:12.644
1	13:59:58.103	2:30.192	1:17.944	1:12.248	3	14:04:40.501	2:23.345	1:13.326	1:10.019
2	14:02:17.099	2:18.996	1:08.640	1:10.356	4	14:07:00.315	2:19.814	1:09.228	1:10.586
3	14:04:35.546	2:18.447	1:08.821	1:09.626	5	14:09:19.994	2:19.679	1:09.311	1:10.368
4	14:07:08.526	2:32.980	1:17.952	1:15.028	6	14:12:28.547	3:08.553	1:19.810	1:48.743
5	14:09:25.176	2:16.650	1:07.052	1:09.598	7	14:14:50.454	2:21.907	1:11.357	1:10.550
6	14:12:02.734	2:37.558	1:20.938	1:16.620	8	14:17:13.042	2:22.588	1:11.376	1:11.212
7	14:14:18.894	2:16.160	1:07.223	1:08.937	(495) Josef Andersson				
8	14:17:06.840	2:47.946	1:26.570	1:21.376	1	13:58:22.179	2:31.623	1:16.331	1:15.292
(58) Cameron Durow					2	14:00:47.930	2:25.751	1:13.594	1:12.157
1	13:58:19.991	2:20.036	1:09.421	1:10.615	3	14:03:12.315	2:24.385	1:12.488	1:11.897
2	14:00:39.016	2:19.025	1:11.781	1:07.244	4	14:05:51.366	2:39.051	1:20.210	1:18.841
3	14:02:57.066	2:18.050	1:09.646	1:08.404	5	14:08:39.973	2:48.607	1:11.944	1:36.663
4	14:06:41.194	3:44.128	1:09.767	2:34.361	6	14:11:04.874	2:24.901	1:11.745	1:13.156
5	14:09:02.442	2:21.248	1:09.274	1:11.974	7	14:14:25.400	3:20.526	1:12.026	2:08.500
6	14:11:19.927	2:17.485	1:08.525	1:08.960	8	14:16:45.197	2:19.797	1:10.154	1:09.643
7	14:13:36.146	2:16.219	1:08.465	1:07.754	(527) Andreas Krogh Jensen				
8	14:16:07.388	2:31.242	1:18.392	1:12.850	1	13:58:01.678	2:30.603	1:19.092	1:11.511
(710) Maksim Kraev					2	14:00:25.610	2:23.932	1:13.458	1:10.474
1	13:57:45.214	2:21.235	1:11.015	1:10.220	3	14:02:46.055	2:20.445	1:09.763	1:10.682
2	14:00:02.356	2:17.142	1:08.621	1:08.521	4	14:05:09.618	2:23.563	1:11.765	1:11.798
(105) Egert Pihlak					5	14:07:41.657	2:32.039	1:18.480	1:13.559
1	13:58:39.335	2:25.315	1:13.368	1:11.947	6	14:10:04.420	2:22.763	1:10.553	1:12.210
2	14:01:05.565	2:26.230	1:15.964	1:10.266	7	14:12:24.795	2:20.375	1:10.204	1:10.171
3	14:03:25.125	2:19.560	1:09.542	1:10.018	8	14:14:49.291	2:24.496	1:14.609	1:09.887
4	14:05:43.639	2:18.514	1:08.997	1:09.517	9	14:17:12.205	2:22.914	1:10.504	1:12.410
5	14:09:41.191	3:57.552	1:35.664	2:21.888	(550) Ben Hess				
6	14:11:58.601	2:17.410	1:08.634	1:08.776	1	13:57:51.053	2:29.142	1:14.871	1:14.271
7	14:15:43.308	3:44.707	1:31.205	2:13.502	2	14:00:14.453	2:23.400	1:11.393	1:12.007
(454) Liam Hanström					3	14:02:37.054	2:22.601	1:10.945	1:11.656
1	13:58:24.008	2:27.130	1:15.220	1:11.910	4	14:05:22.374	2:45.320	1:23.240	1:22.080
2	14:00:48.202	2:24.194	1:13.823	1:10.371	5	14:07:44.885	2:22.511	1:10.893	1:11.618
3	14:03:08.174	2:19.972	1:08.248	1:11.724	6	14:10:31.721	2:46.836	1:26.187	1:20.649
4	14:05:27.776	2:19.602	1:09.150	1:10.452	7	14:12:53.191	2:21.470	1:10.470	1:11.000
5	14:09:26.411	3:58.635	1:20.055	2:38.580	8	14:15:49.011	2:55.820	1:25.449	1:30.371
6	14:11:44.309	2:17.898	1:08.694	1:09.204	(711) Leon Rehberg				
7	14:14:22.071	2:37.762	1:27.507	1:10.255	1	13:58:59.876	2:46.254	1:18.353	1:27.901
8	14:17:57.134	3:35.063	1:14.567	2:20.496	2	14:01:28.097	2:28.221	1:16.478	1:11.743
(149) Jett Lawrence					3	14:03:49.970	2:21.873	1:11.676	1:10.197
1	13:59:30.792	2:31.177	1:19.445	1:11.732	4	14:06:26.121	2:36.151	1:21.117	1:15.034
2	14:01:55.983	2:25.191	1:13.085	1:12.106	5	14:08:48.470	2:22.349	1:11.442	1:10.907
					6	14:12:06.524	3:18.054	1:22.200	1:55.854
					7	14:14:42.964	2:36.440	1:18.109	1:18.331



ADAC Schleswig-Holstein e.V.



Int. ADAC MX Masters Tensfeld

Klasse 3 Junior Cup**Tensfeld 1,850 Km****Qualifying Group 1****16.07.2016 13:50****Qualifying (20:00 Time) started at 13:54:57**

Runde	Tageszeit	Rundenzeit	S1 Zeit	S2 Zeit	Runde	Tageszeit	Rundenzeit	S1 Zeit	S2 Zeit
8	14:17:08.378	2:25.414	1:12.024	1:13.390	5	14:09:54.116	2:35.806	1:16.193	1:19.613
(242) Nikita Kucherov					6	14:12:23.076	2:28.960	1:13.928	1:15.032
1	13:59:10.085	2:37.135	1:19.241	1:17.894	7	14:17:18.314	4:55.238	1:30.349	3:24.889
2	14:01:39.164	2:29.079	1:15.214	1:13.865	(203) Fynn Niklas Tornau				
3	14:04:01.882	2:22.718	1:12.314	1:10.404	1	13:59:15.747	2:35.191	1:18.392	1:16.799
4	14:06:40.174	2:38.292	1:21.207	1:17.085	2	14:01:49.742	2:33.995	1:20.055	1:13.940
5	14:09:05.371	2:25.197	1:11.294	1:13.903	3	14:04:48.415	2:58.673	1:17.579	1:41.094
6	14:11:27.390	2:22.019	1:09.434	1:12.585	4	14:10:59.165	6:10.750	1:29.982	4:40.768
7	14:13:52.261	2:24.871	1:11.109	1:13.762	5	14:13:27.938	2:28.773	1:16.363	1:12.410
8	14:16:15.013	2:22.752	1:10.066	1:12.686	6	14:15:55.936	2:27.998	1:15.465	1:12.533
(839) Victor Voxen Kleemann					(443) Matias Vesterinen				
1	13:58:21.053	2:26.241	1:13.511	1:12.730	1	13:57:53.549	2:28.405	1:15.767	1:12.638
2	14:00:49.273	2:28.220	1:15.150	1:13.070	2	14:06:01.025	8:07.476	3:28.215	4:39.261
3	14:03:30.905	2:41.632	1:12.786	1:28.846	(543) Nick Domann				
4	14:05:55.865	2:24.960	1:13.660	1:11.300	1	13:59:45.570	2:46.843	1:24.161	1:22.682
5	14:08:23.898	2:28.033	1:12.770	1:15.263	2	14:02:21.419	2:35.849	1:18.662	1:17.187
6	14:11:39.079	3:15.181	1:12.509	2:02.672	3	14:04:59.724	2:38.305	1:19.942	1:18.363
7	14:14:10.035	2:30.956	1:17.455	1:13.501	4	14:07:34.331	2:34.607	1:17.898	1:16.709
8	14:16:33.184	2:23.149	1:12.361	1:10.788	5	14:10:11.121	2:36.790	1:19.030	1:17.760
(252) Paul Bloy					6	14:13:57.512	3:46.391	1:29.716	2:16.675
1	13:59:00.069	2:33.525	1:17.839	1:15.686	7	14:16:27.484	2:29.972	1:15.203	1:14.769
2	14:01:30.750	2:30.681	1:19.108	1:11.573	(39) Nils Teegen				
3	14:03:54.425	2:23.675	1:12.204	1:11.471	1	13:58:18.265	2:34.295	1:19.330	1:14.965
4	14:06:33.697	2:39.272	1:22.769	1:16.503	2	14:01:10.103	2:51.838	1:19.089	1:32.749
5	14:08:58.822	2:25.125	1:12.939	1:12.186	3	14:03:40.674	2:30.571	1:16.780	1:13.791
6	14:12:13.301	3:14.479	1:23.247	1:51.232	4	14:06:13.516	2:32.842	1:17.574	1:15.268
7	14:14:37.853	2:24.552	1:11.513	1:13.039	5	14:08:47.451	2:33.935	1:18.232	1:15.703
8	14:17:04.359	2:26.506	1:13.109	1:13.397	6	14:11:20.910	2:33.459	1:18.029	1:15.430
(99) Petr Rathousky					7	14:13:54.771	2:33.861	1:18.749	1:15.112
1	14:00:00.397	2:48.431	1:26.973	1:21.458	8	14:16:56.183	3:01.412	1:33.859	1:27.553
2	14:02:28.861	2:28.464	1:12.321	1:16.143	(526) Henry Pascal Kucz				
3	14:04:56.730	2:27.869	1:14.594	1:13.275	1	13:59:31.909	2:54.031	1:26.401	1:27.630
4	14:07:21.829	2:25.099	1:12.341	1:12.758	2	14:04:04.755	4:32.846	1:24.458	3:08.388
5	14:10:26.928	3:05.099	1:34.826	1:30.273	3	14:06:36.249	2:31.494	1:17.264	1:14.230
6	14:12:52.466	2:25.538	1:11.539	1:13.999	4	14:09:32.463	2:56.214	1:28.968	1:27.246
7	14:15:17.006	2:24.540	1:12.347	1:12.193	5	14:16:23.334	6:50.871	5:13.312	1:37.559
(100) Noah Ludwig					(319) Maikel Ziller				
1	13:59:12.206	2:49.119	1:28.663	1:20.456	1	13:58:25.357	2:36.308	1:19.059	1:17.249
2	14:01:44.274	2:32.068	1:17.442	1:14.626	2	14:01:01.476	2:36.119	1:19.451	1:16.668
3	14:04:16.976	2:32.702	1:15.128	1:17.574	3	14:03:37.202	2:35.726	1:17.248	1:18.478
4	14:06:43.464	2:26.488	1:12.732	1:13.756	4	14:06:12.443	2:35.241	1:19.210	1:16.031
5	14:09:17.825	2:34.361	1:15.709	1:18.652	5	14:08:46.080	2:33.637	1:18.859	1:14.778
6	14:11:43.958	2:26.133	1:12.392	1:13.741	6	14:11:19.264	2:33.184	1:17.151	1:16.033
7	14:14:34.717	2:50.759	1:32.268	1:18.491	7	14:15:04.293	3:45.029	1:19.144	2:25.885
8	14:17:20.887	2:46.170	1:27.743	1:18.427	(421) Robin Konrad				
(437) Martin Venhoda					1	13:59:05.044	2:44.498	1:25.707	1:18.791
1	13:59:46.252	2:40.723	1:21.726	1:18.997	2	14:01:50.483	2:45.439	1:22.661	1:22.778
2	14:02:14.010	2:27.758	1:14.988	1:12.770	3	14:04:28.305	2:37.822	1:20.293	1:17.529
3	14:04:43.698	2:29.688	1:16.267	1:13.421	4	14:07:04.524	2:36.219	1:17.750	1:18.469
4	14:07:11.328	2:27.630	1:15.173	1:12.457	5	14:10:10.240	3:05.716	1:34.845	1:30.871
5	14:09:50.763	2:39.435	1:21.854	1:17.581	6	14:13:00.366	2:50.126	1:25.643	1:24.483
6	14:12:17.359	2:26.596	1:13.354	1:13.242	7	14:15:37.020	2:36.654	1:19.690	1:16.964
7	14:14:44.682	2:27.323	1:14.369	1:12.954	(30) Julian Duvier				
8	14:17:11.869	2:27.187	1:13.116	1:14.071	1	13:58:29.403	2:51.009	1:27.675	1:23.334
(471) Peter König					2	14:03:46.811	5:17.408	2:17.941	2:59.467
1	13:58:51.629	2:41.664	1:23.535	1:18.129	3	14:06:28.596	2:41.785	1:21.271	1:20.514
2	14:01:25.759	2:34.130	1:18.489	1:15.641	4	14:09:35.227	3:06.631	1:38.851	1:27.780
3	14:04:51.507	3:25.748	1:22.745	2:03.003	5	14:14:05.023	4:29.796	1:26.839	3:02.957
4	14:07:18.310	2:26.803	1:13.184	1:13.619					

Official Timing www.camp-company.de / www.motorsport-events.se

Orbits

Timekeeping Steffen Kirchhof:

Clerk of the course Frank-Peter Trampenau:

Jury President Olaf Noack:

Reg. Nr MX 24/16

www.mylaps.com

Licensed to: Camp Company

Printed: 16.07.2016 14:18:29

posted at:

h

Page 2/3



ADAC Schleswig-Holstein e.V.



Int. ADAC MX Masters Tensfeld

Klasse 3 Junior Cup**Tensfeld 1,850 Km****Qualifying Group 1****16.07.2016 13:50****Qualifying (20:00 Time) started at 13:54:57**

Runde	Tageszeit	Rundenzeit	S1 Zeit	S2 Zeit	Runde	Tageszeit	Rundenzeit	S1 Zeit	S2 Zeit
6	14:16:42.941	2:37.918	1:21.283	1:16.635					

(121) Nick Sellahn

1	13:59:17.356	2:46.032	1:22.902	1:23.130
2	14:01:58.786	2:41.430	1:21.349	1:20.081
3	14:09:43.297	7:44.511	3:33.559	4:10.952
4	14:12:46.369	3:03.072	1:33.992	1:29.080
5	14:16:19.386	3:33.017	1:35.806	1:57.211

(436) Marvin Müller

1	13:59:41.205	2:45.599	1:25.271	1:20.328
2	14:02:25.523	2:44.318	1:22.399	1:21.919
3	14:05:08.684	2:43.161	1:22.011	1:21.150
4	14:07:54.588	2:45.904	1:23.035	1:22.869
5	14:10:40.736	2:46.148	1:23.589	1:22.559
6	14:13:25.460	2:44.724	1:23.127	1:21.597
7	14:16:13.349	2:47.889	1:24.221	1:23.668

(275) Eric Rakow

1	13:59:43.420	2:55.522	1:30.532	1:24.990
2	14:02:34.105	2:50.685	1:26.424	1:24.261
3	14:05:25.204	2:51.099	1:28.513	1:22.586
4	14:08:14.264	2:49.060	1:28.567	1:20.493
5	14:11:34.925	3:20.661	1:28.046	1:52.615
6	14:14:18.852	2:43.927	1:23.786	1:20.141
7	14:17:25.683	3:06.831	1:24.566	1:42.265

(67) Elena Kapsamer

1	13:59:45.977	2:54.276	1:30.458	1:23.818
2	14:02:48.110	3:02.133	1:24.942	1:37.191
3	14:05:35.193	2:47.083	1:24.784	1:22.299
4	14:08:26.654	2:51.461	1:24.428	1:27.033
5	14:11:17.000	2:50.346	1:26.913	1:23.433
6	14:14:28.308	3:11.308	1:39.000	1:32.308

(169) Nico Baumgärtner

1	13:58:59.415	2:50.427	1:29.019	1:21.408
2	14:01:49.100	2:49.685	1:26.806	1:22.879
3	14:04:37.367	2:48.267	1:26.199	1:22.068
4	14:08:23.521	3:46.154	1:26.367	2:19.787
5	14:11:10.716	2:47.195	1:24.743	1:22.452
6	14:14:04.833	2:54.117	1:27.359	1:26.758
7	14:16:52.769	2:47.936	1:26.534	1:21.402

(8) Tyler Loth

1	13:59:26.555	2:48.940	1:28.691	1:20.249
2	14:02:28.371	3:01.816	1:24.021	1:37.795
3	14:05:54.573	3:26.202	1:26.893	1:59.309
4	14:08:43.457	2:48.884	1:26.198	1:22.686
5	14:11:35.574	2:52.117	1:26.214	1:25.903
6	14:14:22.895	2:47.321	1:24.009	1:23.312
7	14:17:11.074	2:48.179	1:24.189	1:23.990

(23) Nina Baumgärtner

1	13:59:04.803	3:01.700	1:31.935	1:29.765
2	14:02:04.163	2:59.360	1:32.244	1:27.116
3	14:05:02.227	2:58.064	1:29.907	1:28.157
4	14:09:14.265	4:12.038	1:30.302	2:41.736
5	14:12:08.296	2:54.031	1:27.791	1:26.240
6	14:15:02.540	2:54.244	1:27.769	1:26.475



ADAC Schleswig-Holstein e.V.

**Int. ADAC MX Masters Tensfeld****Klasse 3 Junior Cup****Tensfeld 1,850 Km****Qualifying Group 2****16.07.2016 14:15****Qualifying (20:00 Time) started at 14:29:25**

Pos	No.	Name	FNM	Nat/Hometown	Trademark	Entrant / Team	Laps	Best Tm	Diff	In Lap	km/h
1	11	Rene Hofer	OeAMTC	AUT/ Alberndorf	KTM	MSC Imbach /Kini KTM Junior Pro Team	7	2:14.929		2	49,359
2	7	Maximilian Spies	DMSB	GER/ Ortrand	HUSQVARNA		7	2:16.901	1.972	4	48,648
3	381	Adam Kovacs	MAMS	HUN/ Rackeve	KTM	Team HTS KTM by Mefo Sport Racing Te	8	2:17.633	2.704	5	48,390
4	555	Noel Nilsson	SVEMO	SWE/ Falkenberg	KTM		8	2:17.920	2.991	3	48,289
5	173	Maks Mausser	AMZS	SLO/ Trbovlje	KTM	Mitterbäck Bridgestone Racing Team	7	2:19.145	4.216	7	47,864
6	59	Elix Ruuth	SVEMO	SWE/ Savar	KTM	NDMX	8	2:19.579	4.650	4	47,715
7	45	Pascal Jungmann	DMSB	GER/ Wuppertal	KTM	KMP Honda Repsol Racing	7	2:20.361	5.432	4	47,449
8	336	Erik Lange	DMSB	GER/ Eggesin	KTM	Hermann MX Team	7	2:21.741	6.812	2	46,987
9	16	Simon Längenfelder	DMSB	GER/ Oberkotzau	HUSQVARNA	Pfeil Husqvarna Junior Team	8	2:23.426	8.497	7	46,435
10	177	Rob van de Veerndonk	KNMV	NED/ Lith	KAWASAKI	HNR-GPR Promo MX Team	6	2:23.495	8.566	3	46,413
11	460	Lucas Adam	FMB	BEL/ Warmfontain	KAWASAKI	Monster Energy Kawasaki Elf Team Pfeil	7	2:23.500	8.571	4	46,411
12	411	Ryan De Beer	KNMV	NED/ Made	KTM	Team Grizzly Junior Racing	7	2:23.556	8.627	4	46,393
13	91	Mike Gwerder	FMS	SUI/ Glattfelden	HUSQVARNA		8	2:23.594	8.665	3	46,381
14	90	Justin Trache	DMSB	GER/ Chemnitz	KTM	STC Racing	6	2:24.888	9.959	3	45,967
15	155	Tom Schroeder	DMSB	GER/ Roemstedt	KTM	Falcon Motorsports	7	2:25.819	10.890	6	45,673
16	777	Tristan Lohmann	DMSB	GER/ 42929	HUSQVARNA		7	2:26.319	11.390	3	45,517
17	535	Radek Vetrovsky	ACCR	CZE/ Milin	KTM	KTM Diga Junior Racing Team	8	2:26.488	11.559	3	45,464
18	31	Radim Kraus	ACCR	CZE/ Horní Podluž	KTM		7	2:27.410	12.481	6	45,180
19	472	Eric Jette	DMSB	GER/ 39326	KAWASAKI	MX Team Schadenberg	7	2:27.940	13.011	4	45,018
20	532	Constantin Piller	DMSB	GER/ Eichendorf	KTM	KTM Kosak Racing Team	8	2:30.825	15.896	3	44,157
21	38	Phil Niklas Löb	DMSB	GER/ Derschen	KTM		8	2:30.947	16.018	4	44,121
22	181	Roel van Ham	DMSB	NED/ Sulingen	KTM		5	2:30.975	16.046	3	44,113
23	51	Maximilian Frank	DMSB	GER/ Bremervörde	HUSQVARNA	Rico Kallauch Team #254	7	2:31.222	16.293	4	44,041
24	24	Lasse Leben	DMSB	GER/ Neuenstein	KTM	Mefo Sport Racing Team	7	2:32.844	17.915	7	43,574
25	505	Wiktor Malecki	PZM	POL/ Lublin	KTM	Mefo Sport Racing Team	7	2:34.223	19.294	5	43,184
26	838	William Voxen Kleemar	DMU	DEN/ Tikøb	KTM	KTM Sarholz Racing Team	7	2:34.327	19.398	2	43,155
27	41	Jan Cremers	DMSB	GBR/ Meinersen	KTM	WZ Racing	3	2:35.708	20.779	3	42,772
28	111	Maurice Tanz	DMSB	GER/ Kaltenwesth	KTM	ADAC Hessen-Thüringen MX Masters Ro	6	2:35.892	20.963	5	42,722
29	292	Paul Robin Wessel	DMSB	GER/ Plön	HUSQVARNA		6	2:37.816	22.887	2	42,201
30	14	Ondrej Matejcek	ACCR	CZE/ Rychnov nac	KAWASAKI		6	2:38.563	23.634	6	42,002

Not classified (120% of the Top 3 = 2:43.785)

343	Jonathan Weiß	DMSB	GER/ Haiger	KTM	ADAC Hessen-Thüringen e.V	7	2:48.914	33.985	2	39,428
441	Paul Köpke	DMSB	GER/ Kiel	HUSQVARNA		4	2:53.716	38.787	3	38,338
138	Eric Boeck	DMSB	GER/ Schwerin	TM	Motorsport- Burmeister Schwerin	5	3:00.817	45.888	4	36,833
205	Luca Bürger	DMSB	GER/ Werl	KTM	ADAC Westfalen eV MX Juniorteam	5	3:10.125	55.196	3	35,030



ADAC Schleswig-Holstein e.V.



Int. ADAC MX Masters Tensfeld

Klasse 3 Junior Cup**Tensfeld 1,850 Km****Qualifying Group 2****16.07.2016 14:15****Qualifying (20:00 Time) started at 14:29:25**

Runde	Tageszeit	Rundenzeit	S1 Zeit	S2 Zeit	Runde	Tageszeit	Rundenzeit	S1 Zeit	S2 Zeit
(11) Rene Hofer					(336) Erik Lange				
1	14:32:44.278	2:29.090	1:14.780	1:14.310	1	14:34:18.545	2:39.726	1:21.758	1:17.968
2	14:34:59.207	2:14.929	1:06.981	1:07.948	2	14:36:40.286	2:21.741	1:10.272	1:11.469
3	14:37:16.618	2:17.411	1:07.240	1:10.171	3	14:39:02.748	2:22.462	1:10.573	1:11.889
4	14:40:04.026	2:47.408	1:17.598	1:29.810	4	14:43:22.592	4:19.844	1:25.163	2:54.681
5	14:42:19.162	2:15.136	1:07.274	1:07.862	5	14:45:59.731	2:37.139	1:18.460	1:18.679
6	14:47:12.885	4:53.723	1:15.910	3:37.813	6	14:48:36.149	2:36.418	1:17.921	1:18.497
7	14:49:32.633	2:19.748	1:07.709	1:12.039	7	14:51:21.449	2:45.300	1:20.713	1:24.587
(7) Maximilian Spies					(16) Simon Längenfelder				
1	14:35:06.329	2:49.440	1:28.306	1:21.134	1	14:33:38.797	2:39.872	1:19.406	1:20.466
2	14:37:25.225	2:18.896	1:08.675	1:10.221	2	14:36:03.911	2:25.114	1:11.863	1:13.251
3	14:40:16.129	2:50.904	1:17.115	1:33.789	3	14:38:28.222	2:24.311	1:12.816	1:11.495
4	14:42:33.030	2:16.901	1:08.399	1:08.502	4	14:40:54.474	2:26.252	1:13.763	1:12.489
5	14:45:18.343	2:45.313	1:30.229	1:15.084	5	14:43:19.924	2:25.450	1:12.876	1:12.574
6	14:47:37.536	2:19.193	1:09.247	1:09.946	6	14:46:45.478	3:25.554	1:27.696	1:57.858
7	14:50:45.018	3:07.482	1:37.602	1:29.880	7	14:49:08.904	2:23.426	1:11.552	1:11.874
					8	14:52:01.540	2:52.636	1:26.689	1:25.947
(381) Adam Kovacs					(177) Rob van de Veerdonk				
1	14:32:45.595	2:27.725	1:14.172	1:13.553	1	14:33:31.921	2:41.667	1:22.573	1:19.094
2	14:35:04.784	2:19.189	1:09.073	1:10.116	2	14:35:57.171	2:25.250	1:13.720	1:11.530
3	14:37:24.116	2:19.332	1:09.085	1:10.247	3	14:38:20.666	2:23.495	1:12.268	1:11.227
4	14:40:22.442	2:58.326	1:27.582	1:30.744	4	14:41:10.762	2:50.096	1:25.267	1:24.829
5	14:42:40.075	2:17.633	1:08.819	1:08.814	5	14:47:23.209	6:12.447	2:28.082	3:44.365
6	14:44:58.870	2:18.795	1:08.696	1:10.099	6	14:49:52.076	2:28.867	1:14.578	1:14.289
7	14:48:01.419	3:02.549	1:19.943	1:42.606					
8	14:50:20.859	2:19.440	1:08.327	1:11.113					
(555) Noel Nilsson					(460) Lucas Adam				
1	14:32:08.047	2:19.991	1:10.167	1:09.824	1	14:34:43.554	2:49.057	1:31.868	1:17.189
2	14:34:27.023	2:18.976	1:10.245	1:08.731	2	14:37:10.945	2:27.391	1:13.456	1:13.935
3	14:36:44.943	2:17.920	1:09.764	1:08.156	3	14:39:55.333	2:44.388	1:25.671	1:18.717
4	14:39:04.729	2:19.786	1:09.420	1:10.366	4	14:42:18.833	2:23.500	1:11.994	1:11.506
5	14:44:31.253	5:26.524	1:11.330	4:15.194	5	14:45:19.856	3:01.023	1:31.732	1:29.291
6	14:46:51.155	2:19.902	1:09.896	1:10.006	6	14:48:48.672	3:28.816	1:12.074	2:16.742
7	14:49:09.750	2:18.595	1:08.886	1:09.709	7	14:51:28.017	2:39.345	1:15.414	1:23.931
8	14:51:28.183	2:18.433	1:08.736	1:09.697					
(173) Maks Mausser					(411) Ryan De Beer				
1	14:33:41.297	2:27.551	1:15.379	1:12.172	1	14:34:41.601	2:49.782	1:28.818	1:20.964
2	14:36:04.464	2:23.167	1:10.943	1:12.224	2	14:37:06.882	2:25.281	1:13.184	1:12.097
3	14:38:24.500	2:20.036	1:09.599	1:10.437	3	14:41:12.606	4:05.724	1:24.878	2:40.846
4	14:43:10.742	4:46.242	1:15.743	3:30.499	4	14:43:36.162	2:23.556	1:12.706	1:10.850
5	14:45:32.603	2:21.861	1:10.103	1:11.758	5	14:46:54.310	3:18.148	1:26.200	1:51.948
6	14:47:52.965	2:20.362	1:10.343	1:10.019	6	14:49:21.156	2:26.846	1:12.068	1:14.778
7	14:50:12.110	2:19.145	1:09.863	1:09.282	7	14:52:09.704	2:48.548	1:22.959	1:25.589
(59) Elix Ruuth					(91) Mike Gwerder				
1	14:32:59.748	2:24.896	1:13.018	1:11.878	1	14:33:12.148	2:31.404	1:17.610	1:13.794
2	14:35:20.531	2:20.783	1:11.415	1:09.368	2	14:35:41.214	2:29.066	1:14.760	1:14.306
3	14:38:15.639	2:55.108	1:23.201	1:31.907	3	14:38:04.808	2:23.594	1:12.001	1:11.593
4	14:40:35.218	2:19.579	1:08.630	1:10.949	4	14:40:29.117	2:24.309	1:12.154	1:12.155
5	14:43:44.199	3:08.981	1:42.579	1:26.402	5	14:42:55.433	2:26.316	1:12.142	1:14.174
6	14:46:37.166	2:52.967	1:28.400	1:24.567	6	14:45:21.952	2:26.519	1:13.454	1:13.065
7	14:49:00.472	2:23.306	1:10.942	1:12.364	7	14:47:48.024	2:26.072	1:12.990	1:13.082
8	14:52:20.346	3:19.874	1:39.775	1:40.099	8	14:50:13.940	2:25.916	1:12.724	1:13.192
(45) Pascal Jungmann					(90) Justin Trache				
1	14:32:07.110	2:26.189	1:13.431	1:12.758	1	14:33:13.021	2:28.795	1:15.180	1:13.615
2	14:34:31.282	2:24.172	1:14.009	1:10.163	2	14:35:41.602	2:28.581	1:14.572	1:14.009
3	14:38:23.205	3:51.923	1:27.339	2:24.584	3	14:38:06.490	2:24.888	1:12.595	1:12.293
4	14:40:43.566	2:20.361	1:11.023	1:09.338	4	14:40:33.368	2:26.878	1:12.605	1:14.273
5	14:43:18.229	2:34.663	1:19.551	1:15.112	5	14:43:15.880	2:42.512	1:24.911	1:17.601
6	14:45:43.527	2:25.298	1:11.904	1:13.394	6	14:45:46.041	2:30.161	1:13.876	1:16.285
7	14:50:27.369	4:43.842	1:26.128	3:17.714					
(155) Tom Schroeder									
					1	14:33:39.203	3:11.618	1:25.594	1:46.024



ADAC Schleswig-Holstein e.V.



Int. ADAC MX Masters Tensfeld

Klasse 3 Junior Cup**Tensfeld 1,850 Km****Qualifying Group 2****16.07.2016 14:15****Qualifying (20:00 Time) started at 14:29:25**

Runde	Tageszeit	Rundenzeit	S1 Zeit	S2 Zeit
2	14:36:06.814	2:27.611	1:14.030	1:13.581
3	14:39:12.614	3:05.800	1:26.603	1:39.197
4	14:41:39.334	2:26.720	1:14.581	1:12.139
5	14:44:48.158	3:08.824	1:28.322	1:40.502
6	14:47:13.977	2:25.819	1:13.133	1:12.686
7	14:50:19.991	3:06.014	1:31.699	1:34.315

(777) Tristan Lohmann

1	14:32:22.581	2:31.189	1:15.630	1:15.559
2	14:34:50.578	2:27.997	1:15.478	1:12.519
3	14:37:16.897	2:26.319	1:12.877	1:13.442
4	14:41:44.886	4:27.989	2:00.812	2:27.177
5	14:44:21.348	2:36.462	1:19.722	1:16.740
6	14:47:04.643	2:43.295	1:13.956	1:29.339
7	14:49:40.580	2:35.937	1:18.886	1:17.051

(535) Radek Vetrovsky

1	14:33:45.304	2:37.446	1:20.751	1:16.695
2	14:36:12.333	2:27.029	1:14.439	1:12.590
3	14:38:38.821	2:26.488	1:13.469	1:13.019
4	14:41:31.942	2:53.121	1:22.351	1:30.770
5	14:44:16.309	2:44.367	1:20.277	1:24.090
6	14:46:43.755	2:27.446	1:14.455	1:12.991
7	14:49:20.003	2:36.248	1:19.970	1:16.278
8	14:51:54.654	2:34.651	1:15.834	1:18.817

(31) Radim Kraus

1	14:34:51.499	2:44.794	1:24.110	1:20.684
2	14:37:28.176	2:36.677	1:18.451	1:18.226
3	14:39:59.115	2:30.939	1:16.306	1:14.633
4	14:43:38.690	3:39.575	1:20.084	2:19.491
5	14:46:18.712	2:40.022	1:21.885	1:18.137
6	14:48:46.122	2:27.410	1:14.904	1:12.506
7	14:51:39.152	2:53.030	1:29.854	1:23.176

(472) Eric Jette

1	14:34:38.574	2:38.241	1:22.572	1:15.669
2	14:37:09.316	2:30.742	1:15.699	1:15.043
3	14:39:38.642	2:29.326	1:15.148	1:14.178
4	14:42:06.582	2:27.940	1:15.095	1:12.845
5	14:44:34.981	2:28.399	1:13.602	1:14.797
6	14:47:04.091	2:29.110	1:15.458	1:13.652
7	14:50:38.817	3:34.726	1:49.063	1:45.663

(532) Constantin Piller

1	14:32:33.067	2:34.656	1:18.188	1:16.468
2	14:35:10.476	2:37.409	1:21.535	1:15.874
3	14:37:41.301	2:30.825	1:15.246	1:15.579
4	14:40:39.668	2:58.367	1:29.777	1:28.590
5	14:43:13.659	2:33.991	1:17.379	1:16.612
6	14:45:48.864	2:35.205	1:15.782	1:19.423
7	14:48:54.425	3:05.561	1:34.732	1:30.829
8	14:51:30.022	2:35.597	1:17.747	1:17.850

(38) Phil Niklas Löb

1	14:33:06.128	2:59.341	1:40.592	1:18.749
2	14:35:40.371	2:34.243	1:17.234	1:17.009
3	14:38:33.024	2:52.653	1:30.639	1:22.014
4	14:41:03.971	2:30.947	1:15.094	1:15.853
5	14:44:03.674	2:59.703	1:36.145	1:23.558
6	14:46:46.355	2:42.681	1:22.436	1:20.245
7	14:49:25.037	2:38.682	1:19.060	1:19.622
8	14:52:27.478	3:02.441	1:34.806	1:27.635

(181) Roel van Ham

1	14:33:22.274	3:28.070	1:42.159	1:45.911
---	--------------	-----------------	----------	----------

Runde	Tageszeit	Rundenzeit	S1 Zeit	S2 Zeit
2	14:40:50.376	7:28.102	1:13.690	6:14.412
3	14:43:21.351	2:30.975	1:16.071	1:14.904
4	14:46:08.594	2:47.243	1:17.054	1:30.189
5	14:50:09.300	4:00.706	1:27.950	2:32.756

(51) Maximilian Frank

1	14:34:31.035	2:48.659	1:28.801	1:19.858
2	14:37:11.433	2:40.398	1:15.886	1:24.512
3	14:39:44.021	2:32.588	1:17.850	1:14.738
4	14:42:15.243	2:31.222	1:16.466	1:14.756
5	14:45:25.520	3:10.277	1:42.322	1:27.955
6	14:48:13.288	2:47.768	1:20.849	1:26.919
7	14:52:40.439	4:27.151	1:19.912	3:07.239

(24) Lasse Leben

1	14:33:53.916	2:34.831	1:18.395	1:16.436
2	14:36:29.435	2:35.519	1:18.414	1:17.105
3	14:40:43.451	4:14.016	1:28.910	2:45.106
4	14:43:24.901	2:41.450	1:22.058	1:19.392
5	14:46:09.822	2:44.921	1:21.305	1:23.616
6	14:48:50.094	2:40.272	1:17.242	1:23.030
7	14:51:22.938	2:32.844	1:17.291	1:15.553

(505) Wiktor Malecki

1	14:34:47.159	2:48.506	1:26.002	1:22.504
2	14:37:26.583	2:39.424	1:17.991	1:21.433
3	14:40:05.448	2:38.865	1:19.503	1:19.362
4	14:42:53.884	2:48.436	1:25.327	1:23.109
5	14:45:28.107	2:34.223	1:17.154	1:17.069
6	14:48:57.531	3:29.424	1:23.825	2:05.599
7	14:51:53.394	2:55.863	1:24.801	1:31.062

(838) William Voxen Kleemann

1	14:33:08.819	2:35.856	1:21.084	1:14.772
2	14:35:43.146	2:34.327	1:17.095	1:17.232
3	14:38:20.139	2:36.993	1:18.305	1:18.688
4	14:41:43.452	3:23.313	1:21.125	2:02.188
5	14:44:27.619	2:44.167	1:21.628	1:22.539
6	14:47:02.970	2:35.351	1:18.813	1:16.538
7	14:49:50.729	2:47.759	1:22.947	1:24.812

(41) Jan Cremers

1	14:41:17.417	9:33.931	7:29.564	2:04.367
2	14:44:05.129	2:47.712	1:27.811	1:19.901
3	14:46:40.837	2:35.708	1:19.346	1:16.362

(111) Maurice Tanz

1	14:32:49.409	2:38.169	1:20.319	1:17.850
2	14:35:27.827	2:38.418	1:19.883	1:18.535
3	14:38:04.063	2:36.236	1:18.583	1:17.653
4	14:43:25.813	5:21.750	1:28.813	3:52.937
5	14:46:01.705	2:35.892	1:18.541	1:17.351
6	14:48:43.353	2:41.648	1:17.163	1:24.485

(292) Paul Robin Wessel

1	14:33:50.944	2:39.800	1:21.030	1:18.770
2	14:36:28.760	2:37.816	1:19.946	1:17.870
3	14:41:40.846	5:12.086	1:38.616	3:33.470
4	14:44:22.103	2:41.257	1:23.259	1:17.998
5	14:47:39.041	3:16.938	1:20.713	1:56.225
6	14:50:18.900	2:39.859	1:19.990	1:19.869

(14) Ondrej Matejcek

1	14:34:27.304	3:13.621	1:25.230	1:48.391
2	14:37:07.971	2:40.667	1:18.083	1:22.584
3	14:39:47.129	2:39.158	1:19.676	1:19.482

Official Timing www.camp-company.de / www.motorsport-events.se

Orbits

Timekeeping Steffen Kirchhof:

Clerk of the course Frank-Peter Trampenau:

Jury President Olaf Noack:

Reg. Nr MX 24/16

www.mylaps.com

Licensed to: Camp Company

Printed: 16.07.2016 14:53:19

posted at:

h

Page 2/3



Z4MX

ADAC Schleswig-Holstein e.V.



Int. ADAC MX Masters Tensfeld

Klasse 3 Junior Cup

Tensfeld 1,850 Km

Qualifying Group 2

16.07.2016 14:15

Qualifying (20:00 Time) started at 14:29:25

Runde	Tageszeit	Rundenzeit	S1 Zeit	S2 Zeit	Runde	Tageszeit	Rundenzeit	S1 Zeit	S2 Zeit
4	14:44:11.139	4:24.010	1:30.248	2:53.762					
5	14:47:00.536	2:49.397	1:23.342	1:26.055					
6	14:49:39.099	2:38.563	1:17.816	1:20.747					

(343) Jonathan Weiß

1	14:32:58.196	2:52.555	1:29.144	1:23.411
2	14:35:47.110	2:48.914	1:23.745	1:25.169
3	14:39:51.954	4:04.844	1:31.408	2:33.436
4	14:42:45.490	2:53.536	1:28.105	1:25.431
5	14:45:41.581	2:56.091	1:29.956	1:26.135
6	14:48:48.271	3:06.690	1:34.056	1:32.634
7	14:51:43.286	2:55.015	1:27.344	1:27.671

(441) Paul Köpke

1	14:35:09.483	2:56.430	1:28.822	1:27.608
2	14:42:00.564	6:51.081	1:29.403	5:21.678
3	14:44:54.280	2:53.716	1:27.493	1:26.223
4	14:47:49.561	2:55.281	1:28.630	1:26.651

(138) Eric Boeck

1	14:35:55.539	3:21.119	1:44.885	1:36.234
2	14:39:09.792	3:14.253	1:40.702	1:33.551
3	14:43:33.635	4:23.843	1:35.206	2:48.637
4	14:46:34.452	3:00.817	1:31.776	1:29.041
5	14:50:10.349	3:35.897	1:53.139	1:42.758

(205) Luca Bürger

1	14:34:34.849	3:24.453	1:40.059	1:44.394
2	14:38:13.193	3:38.344	1:27.903	2:10.441
3	14:41:23.318	3:10.125	1:35.528	1:34.597
4	14:46:26.781	5:03.463	1:30.564	3:32.899
5	14:52:15.622	5:48.841	1:29.583	4:19.258



ADAC Schleswig-Holstein e.V.



ADAC MX MASTERS Int. ADAC Motocross Tensfeld 16. - 17. Juli 2016

MX Junior Cup

Track length: 1.850 m

Startgrid MX-Junior Cup Last Chance

Pos.	No.	Name	FNM	Nat./Hometown	Trademark	Entrant / Team
1	31	Kraus, Radim	ACCR	CZE/ Horní Podluží	KTM	
2	99	Rathousky, Petr	ACCR	CZE/ Praha 9	KTM	
3	472	Jette, Eric	DMSB	GER/ 39326	KAWASAKI	MX Team Schadenberg
4	100	Ludwig, Noah	DMSB	GER/ Aschersleben OT Wes	KTM	ADAC Niedersachsen/Sachsen-Anhalt
5	532	Piller, Constantin	DMSB	GER/ Eichendorf	KTM	KTM Kosak Racing Team
6	437	Venhoda, Martin	ACCR	CZE/ Prague	KTM	Team Motokrosova Skola CZ
7	38	Löb, Phil Niklas	DMSB	GER/ Derschen	KTM	
8	471	König, Peter	DMSB	GER/ Eberswalde	KTM	ADAC Berlin/Brandenburg
9	181	van Ham, Roel	DMSB	NED/ Sulingen	KTM	
10	203	Tornau, Fynn Niklas	DMSB	GER/ Jahnshof	KTM	BvZ Racing Team
11	51	Frank, Maximilian	DMSB	GER/ Bremervörde	HUSQVARNA	Rico Kallauch Team #254
12	443	Vesterinen, Matias	SML	FIN/ Puntala	KTM	KTM Diga Junior Racing Team
13	24	Leben, Lasse	DMSB	GER/ Neuenstein	KTM	Mefo Sport Racing Team
14	543	Domann, Nick	DMSB	GER/ Meseberg	KTM	Falcon Motorsports
15	505	Malecki, Wiktor	PZM	POL/ Lublin	KTM	Mefo Sport Racing Team
16	39	Teegen, Nils	DMSB	GER/ Rehna	KTM	
17	838	Voxen Kleemann, William	DMU	DEN/ Tikøb	KTM	KTM Sarholz Racing Team
18	526	Kucz, Henry Pascal	DMSB	GER/ 19243	TM	Motorsport-Burmeister Schwerin
19	41	Cremers, Jan	DMSB	GBR/ Meinersen	KTM	WZ Racing
20	319	Ziller, Maikel	DMSB	GER/ Probsteierhagen	KTM	
21	111	Tanz, Maurice	DMSB	GER/ Kaltenwestheim	KTM	ADAC Hessen-Thüringen MX Masters Rookie
22	421	Konrad, Robin	DMSB	GER/ Rossbach	KTM	KTM Kosak Racing
23	292	Wessel, Paul Robin	DMSB	GER/ Plön	HUSQVARNA	
24	30	Duvier, Julian	DMSB	GER/ Hamburg	KTM	
25	14	Matejicek, Ondrej	ACCR	CZE/ Rychnov nad Kněžnou	KAWASAKI	
26	121	Sellahn, Nick	DMSB	GER/ Schwerin	KTM	A-Team Neustrelitz

Reserve

Announcements: These results are provisional until the conclusion of any judicial and technical matters

Clerk of the course Frank-Peter Trampenau:

Jury President Olaf Noack:

Timekeeping Steffen Kirchhof:

Posted at: h

Printed: 16.07.2016 14:53

Reg. Nr.: 24/16



ADAC Schleswig-Holstein e.V.

**Int. ADAC MX Masters Tensfeld****Klasse 3 Junior Cup****Tensfeld 1,850 Km****Last Chance Race****16.07.2016 16:30****Race (15:00 and 2 Laps) started at 17:08:03**

Pos	No.	Name	FNM	Nat/Hometown	Trademark	Entrant / Team	Laps	Total Tm	Diff	Best Tm	In Lap	Points
1	437	Martin Venhoda	ACCR	CZE/ Prague	KTM	Team Motokrosova Skola CZ	9	21:23.076		2:34.782	4	0
2	203	Fynn Niklas Tornau	DMSB	GER/ Jahnschhof	KTM	BvZ Racing Team	9	21:52.228	29.152	2:37.340	2	0
3	99	Petr Rathousky	ACCR	CZE/ Praha 9	KTM		9	22:11.011	47.935	2:35.545	2	0
4	472	Eric Jette	DMSB	GER/ 39326	KAWASAKI	MX Team Schadenberg	9	22:14.232	51.156	2:36.767	5	0
5	838	William Voxen Kleem	DMU	DEN/ Tikøb	KTM	KTM Sarholz Racing Team	9	22:15.720	52.644	2:40.325	4	0
6	181	Roel van Ham	DMSB	NED/ Sulingen	KTM		9	22:19.110	56.034	2:41.705	6	0
7	471	Peter König	DMSB	GER/ Eberswalde	KTM	ADAC Berlin/Brandenburg	9	22:24.454	1:01.378	2:38.909	9	0
8	111	Maurice Tanz	DMSB	GER/ Kaltenwestheim	KTM	ADAC Hessen-Thüringen MX Mas	9	22:25.976	1:02.900	2:43.482	3	0
9	39	Nils Teegen	DMSB	GER/ Rehna	KTM		9	22:29.390	1:06.314	2:40.605	2	0
10	51	Maximilian Frank	DMSB	GER/ Bremervörde	HUSQVARNA	Rico Kallauch Team #254	9	22:33.049	1:09.973	2:40.291	5	0
11	505	Wiktor Malecki	PZM	POL/ Lublin	KTM	Mefo Sport Racing Team	9	22:38.244	1:15.168	2:44.367	4	0
12	24	Lasse Leben	DMSB	GER/ Neuenstein	KTM	Mefo Sport Racing Team	9	22:53.783	1:30.707	2:40.930	3	0
13	38	Phil Niklas Löb	DMSB	GER/ Derschen	KTM		9	23:14.579	1:51.503	2:46.045	8	0
14	421	Robin Konrad	DMSB	GER/ Rossbach	KTM	KTM Kosak Racing	9	23:29.196	2:06.120	2:45.921	5	0
15	41	Jan Cremers	DMSB	GBR/ Meinersen	KTM	WZ Racing	9	23:34.353	2:11.277	2:48.423	4	0
16	532	Constantin Piller	DMSB	GER/ Eichendorf	KTM	KTM Kosak Racing Team	9	24:18.970	2:55.894	2:40.677	8	0
17	319	Maikel Ziller	DMSB	GER/ Probsteierhagen	KTM		8	21:31.522	1 Lap	2:50.384	4	0
18	292	Paul Robin Wessel	DMSB	GER/ Plön	HUSQVARNA		7	17:13.651	2 Laps	2:44.070	5	0
19	100	Noah Ludwig	DMSB	GER/ Aschersleben OT W	KTM	ADAC Niedersachsen/Sachsen-Ar	7	17:32.641	2 Laps	2:38.654	5	0
Not classified (75% = 7 Laps)												
	543	Nick Domann	DMSB	GER/ Meseberg	KTM	Falcon Motorsports	5	11:26.494	4 Laps	2:41.959	2	0
	14	Ondrej Matejcek	ACCR	CZE/ Rychnov nad Kn?zn	KAWASAKI		4	8:52.205	5 Laps	2:44.192	2	0
	526	Henry Pascal Kucz	DMSB	GER/ 19243	TM	Motorsport-Burmeister Schwerin	2	4:04.604	7 Laps	3:32.304	2	0
	30	Julian Duvier	DMSB	GER/ Hamburg	KTM		1	33.697	8 Laps		0	0

Announcements

These results are provisional until the conclusion of any judicial and technical matters!

Weather: rainy 16 degrees, dry track

Position 1- 6 are qualified for the races!

Vorsprung	Ø km/h	Beste Rundenzeit	km/h	Beste Runde von
29.152	46,716	2:34.782	43,028	437 - Martin Venhoda

Official Timing www.camp-company.de / www.motorsport-events.se

Orbits

Timekeeping Steffen Kirchhof:

Clerk of the course Frank-Peter Trampenau:

Jury President Olaf Noack:

Reg. Nr MX 24/16

www.mylaps.com

Licensed to: Camp Company

Printed: 16.07.2016 17:32:33

posted at:

h



ADAC Schleswig-Holstein e.V.



Int. ADAC MX Masters Tensfeld

Klasse 3 Junior Cup**Tensfeld 1,850 Km****Last Chance Race****16.07.2016 16:30****Race (15:00 and 2 Laps) started at 17:08:03**

Runde	Tageszeit	Rundenzeit	S1 Zeit	S2 Zeit	Runde	Tageszeit	Rundenzeit	S1 Zeit	S2 Zeit
(437) Martin Venhoda					(471) Peter König				
1	17:08:29.512				1	17:08:36.588			
2	17:11:04.300	2:34.788	1:15.969	1:18.819	2	17:11:23.449	2:46.861	1:24.865	1:21.996
3	17:13:39.238	2:34.938	1:16.772	1:18.166	3	17:14:04.084	2:40.635	1:19.609	1:21.026
4	17:16:14.020	2:34.782	1:16.663	1:18.119	4	17:16:44.971	2:40.887	1:18.628	1:22.259
5	17:18:51.175	2:37.155	1:16.196	1:20.959	5	17:19:26.338	2:41.367	1:18.502	1:22.865
6	17:21:28.596	2:37.421	1:17.068	1:20.353	6	17:22:07.508	2:41.170	1:18.166	1:23.004
7	17:24:05.744	2:37.148	1:17.051	1:20.097	7	17:25:09.070	3:01.562	1:20.250	1:41.312
8	17:26:45.217	2:39.473	1:18.562	1:20.911	8	17:27:48.670	2:39.600	1:19.637	1:19.963
9	17:29:26.201	2:40.984	1:19.155	1:21.829	9	17:30:27.579	2:38.909	1:15.704	1:23.205

(203) Fynn Niklas Tornau					(111) Maurice Tanz				
1	17:08:32.859				1	17:08:31.391			
2	17:11:10.199	2:37.340	1:18.136	1:19.204	2	17:11:15.668	2:44.277	1:22.393	1:21.884
3	17:13:49.696	2:39.497	1:19.868	1:19.629	3	17:13:59.150	2:43.482	1:21.449	1:22.033
4	17:16:29.914	2:40.218	1:20.847	1:19.371	4	17:16:43.250	2:44.100	1:22.897	1:21.203
5	17:19:12.034	2:42.120	1:19.125	1:22.995	5	17:19:27.711	2:44.461	1:23.770	1:20.691
6	17:21:52.925	2:40.891	1:22.045	1:18.846	6	17:22:11.361	2:43.650	1:21.422	1:22.228
7	17:24:30.564	2:37.639	1:19.523	1:18.116	7	17:24:55.431	2:44.070	1:21.646	1:22.424
8	17:27:10.144	2:39.580	1:19.842	1:19.738	8	17:27:41.630	2:46.199	1:23.045	1:23.154
9	17:29:55.353	2:45.209	1:22.437	1:22.772	9	17:30:29.101	2:47.471	1:23.589	1:23.882

(99) Petr Rathousky					(39) Nils Teegen				
1	17:08:30.752				1	17:08:32.454			
2	17:11:06.297	2:35.545	1:17.155	1:18.390	2	17:11:13.059	2:40.605	1:20.219	1:20.386
3	17:13:43.913	2:37.616	1:17.050	1:20.566	3	17:13:54.400	2:41.341	1:19.904	1:21.437
4	17:16:25.182	2:41.269	1:14.553	1:26.716	4	17:16:38.095	2:43.695	1:21.632	1:22.063
5	17:19:08.266	2:43.084	1:19.914	1:23.170	5	17:19:23.433	2:45.338	1:22.674	1:22.664
6	17:21:48.916	2:40.650	1:18.964	1:21.686	6	17:22:10.012	2:46.579	1:23.362	1:23.217
7	17:24:36.363	2:47.447	1:22.190	1:25.257	7	17:24:59.093	2:49.081	1:25.664	1:23.417
8	17:27:24.251	2:47.888	1:22.801	1:25.087	8	17:27:45.884	2:46.791	1:24.864	1:21.927
9	17:30:14.136	2:49.885	1:23.058	1:26.827	9	17:30:32.515	2:46.631	1:22.184	1:24.447

(472) Eric Jette					(51) Maximilian Frank				
1	17:08:32.196				1	17:08:35.187			
2	17:11:11.984	2:39.788	1:21.205	1:18.583	2	17:11:35.685	3:00.498	1:22.895	1:37.603
3	17:13:54.913	2:42.929	1:16.324	1:26.605	3	17:14:17.722	2:42.037	1:19.973	1:22.064
4	17:16:32.230	2:37.317	1:18.395	1:18.922	4	17:16:59.265	2:41.543	1:21.165	1:20.378
5	17:19:08.997	2:36.767	1:17.592	1:19.175	5	17:19:39.556	2:40.291	1:19.554	1:20.737
6	17:21:49.305	2:40.308	1:19.358	1:20.950	6	17:22:21.956	2:42.400	1:22.022	1:20.378
7	17:24:31.193	2:41.888	1:20.253	1:21.635	7	17:25:05.996	2:44.040	1:22.171	1:21.869
8	17:27:37.422	3:06.229	1:22.753	1:43.476	8	17:27:51.205	2:45.209	1:21.345	1:23.864
9	17:30:17.357	2:39.935	1:19.883	1:20.052	9	17:30:36.174	2:44.969	1:21.052	1:23.917

(838) William Voxen Kleemann					(505) Wiktor Malecki				
1	17:08:34.359				1	17:08:33.686			
2	17:11:19.212	2:44.853	1:22.652	1:22.201	2	17:11:20.376	2:46.690	1:22.765	1:23.925
3	17:14:00.869	2:41.657	1:21.532	1:20.125	3	17:14:04.775	2:44.399	1:21.757	1:22.642
4	17:16:41.194	2:40.325	1:20.091	1:20.234	4	17:16:49.142	2:44.367	1:21.586	1:22.781
5	17:19:21.938	2:40.744	1:20.548	1:20.196	5	17:19:33.778	2:44.636	1:22.826	1:21.810
6	17:22:06.131	2:44.193	1:21.482	1:22.711	6	17:22:25.009	2:51.231	1:23.596	1:27.635
7	17:24:49.782	2:43.651	1:20.739	1:22.912	7	17:25:10.270	2:45.261	1:22.376	1:22.885
8	17:27:36.042	2:46.260	1:21.655	1:24.605	8	17:27:55.258	2:44.988	1:21.535	1:23.453
9	17:30:18.845	2:42.803	1:20.597	1:22.206	9	17:30:41.369	2:46.111	1:22.012	1:24.099

(181) Roel van Ham					(24) Lasse Leben				
1	17:08:36.181				1	17:08:33.727			
2	17:11:21.041	2:44.860	1:23.527	1:21.333	2	17:11:30.170	2:56.443	1:21.682	1:34.761
3	17:14:03.548	2:42.507	1:20.520	1:21.987	3	17:14:11.100	2:40.930	1:18.753	1:22.177
4	17:16:46.295	2:42.747	1:21.679	1:21.068	4	17:17:07.569	2:56.469	1:22.723	1:33.746
5	17:19:30.473	2:44.178	1:22.770	1:21.408	5	17:19:49.610	2:42.041	1:19.740	1:22.301
6	17:22:12.178	2:41.705	1:21.922	1:19.783	6	17:22:36.283	2:46.673	1:23.709	1:22.964
7	17:24:55.964	2:43.786	1:22.741	1:21.045	7	17:25:18.651	2:42.368	1:20.831	1:21.537
8	17:27:38.372	2:42.408	1:21.199	1:21.209	8	17:28:09.404	2:50.753	1:20.846	1:29.907
9	17:30:22.235	2:43.863	1:22.159	1:21.704	9	17:30:56.908	2:47.504	1:25.130	1:22.374

Official Timing www.camp-company.de / www.motorsport-events.se

Orbits

Timekeeping Steffen Kirchhof:

Clerk of the course Frank-Peter Trampenau:

Jury President Olaf Noack:

Reg. Nr MX 24/16

www.mylaps.com

Licensed to: Camp Company

Printed: 16.07.2016 17:32:43

posted at:

h

Page 1/2



ADAC Schleswig-Holstein e.V.



Int. ADAC MX Masters Tensfeld

Klasse 3 Junior Cup**Tensfeld 1,850 Km****Last Chance Race****16.07.2016 16:30****Race (15:00 and 2 Laps) started at 17:08:03**

Runde	Tageszeit	Rundenzeit	S1 Zeit	S2 Zeit	Runde	Tageszeit	Rundenzeit	S1 Zeit	S2 Zeit
(38) Phil Niklas Löb					2	17:11:08.988	2:38.952	1:17.923	1:21.029
1	17:08:48.501				3	17:14:41.904	3:32.916	1:15.927	2:16.989
2	17:11:42.375	2:53.874	1:24.146	1:29.728	4	17:17:25.489	2:43.585	1:21.871	1:21.714
3	17:14:30.121	2:47.746	1:25.177	1:22.569	5	17:20:04.143	2:38.654	1:18.591	1:20.063
4	17:17:16.247	2:46.126	1:23.520	1:22.606	6	17:22:47.112	2:42.969	1:18.590	1:24.379
5	17:20:06.484	2:50.237	1:24.322	1:25.915	7	17:25:35.766	2:48.654	1:25.891	1:22.763
6	17:22:54.615	2:48.131	1:24.966	1:23.165	(543) Nick Domann				
7	17:25:41.181	2:46.566	1:23.613	1:22.953	1	17:08:29.021			
8	17:28:27.226	2:46.045	1:23.096	1:22.949	2	17:11:10.980	2:41.959	1:20.711	1:21.248
9	17:31:17.704	2:50.478	1:23.873	1:26.605	3	17:13:57.042	2:46.062	1:22.922	1:23.140
(421) Robin Konrad					4	17:16:40.996	2:43.954	1:20.098	1:23.856
1	17:08:37.396				5	17:19:29.619	2:48.623	1:25.360	1:23.263
2	17:11:29.035	2:51.639	1:26.120	1:25.519	(14) Ondrej Matejcek				
3	17:14:15.740	2:46.705	1:23.603	1:23.102	1	17:08:33.818			
4	17:17:02.386	2:46.646	1:23.829	1:22.817	2	17:11:18.010	2:44.192	1:20.453	1:23.739
5	17:19:48.307	2:45.921	1:22.949	1:22.972	3	17:14:02.575	2:44.565	1:21.269	1:23.296
6	17:22:35.101	2:46.794	1:22.601	1:24.193	4	17:16:55.330	2:52.755	1:24.401	1:28.354
7	17:25:51.088	3:15.987	1:52.282	1:23.705	(526) Henry Pascal Kucz				
8	17:28:39.902	2:48.814	1:25.635	1:23.179	1	17:08:35.425			
9	17:31:32.321	2:52.419	1:25.761	1:26.658	2	17:12:07.729	3:32.304	1:31.789	2:00.515
(41) Jan Cremers					(30) Julian Duvier				
1	17:08:34.619				1	17:08:36.822			
2	17:11:42.831	3:08.212	1:24.545	1:43.667					
3	17:14:33.870	2:51.039	1:25.111	1:25.928					
4	17:17:22.293	2:48.423	1:26.168	1:22.255					
5	17:20:12.188	2:49.895	1:24.955	1:24.940					
6	17:23:02.073	2:49.885	1:24.975	1:24.910					
7	17:25:54.518	2:52.445	1:26.748	1:25.697					
8	17:28:44.296	2:49.778	1:23.694	1:26.084					
9	17:31:37.478	2:53.182	1:27.188	1:25.994					
(532) Constantin Piller									
1	17:08:49.083								
2	17:11:43.379	2:54.296	1:21.406	1:32.890					
3	17:14:25.484	2:42.105	1:21.850	1:20.255					
4	17:17:12.730	2:47.246	1:24.589	1:22.657					
5	17:20:22.525	3:09.795	1:47.447	1:22.348					
6	17:23:33.015	3:10.490	1:25.157	1:45.333					
7	17:26:15.957	2:42.942	1:22.220	1:20.722					
8	17:28:56.634	2:40.677	1:22.034	1:18.643					
9	17:32:22.095	3:25.461	1:20.920	2:04.541					
(319) Maikel Ziller									
1	17:08:35.733								
2	17:11:41.565	3:05.832	1:38.846	1:26.986					
3	17:14:33.391	2:51.826	1:25.143	1:26.683					
4	17:17:23.775	2:50.384	1:25.022	1:25.362					
5	17:20:22.119	2:58.344	1:28.237	1:30.107					
6	17:23:22.103	2:59.984	1:30.578	1:29.406					
7	17:26:15.617	2:53.514	1:25.729	1:27.785					
8	17:29:34.647	3:19.030	1:48.222	1:30.808					
(292) Paul Robin Wessel									
1	17:08:37.959								
2	17:11:25.851	2:47.892	1:25.384	1:22.508					
3	17:14:13.601	2:47.750	1:23.981	1:23.769					
4	17:16:58.362	2:44.761	1:22.376	1:22.385					
5	17:19:42.432	2:44.070	1:21.917	1:22.153					
6	17:22:31.648	2:49.216	1:24.793	1:24.423					
7	17:25:16.776	2:45.128	1:24.218	1:20.910					
(100) Noah Ludwig									
1	17:08:30.036								

Int. ADAC MX Masters Tensfeld

Lapchart

Klasse 3 Junior Cup

Tensfeld 1,850 Km

Last Chance Race

16.07.2016 16:30

Race (15:00 and 2 Laps) started at 17:08:03

Competitors	Laps									
	1	2	3	4	5	6	7	8	9	
Nick Domann (543)	1	543	437	437	437	437	437	437	437	
Martin Venhoda (437)	2	437	99	99	99	99	203	203	203	
Noah Ludwig (100)	3	100	100	203	203	472	472	99	99	
Petr Rathousky (99)	4	99	203	39	472	203	203	99	838	472
Maurice Tanz (111)	5	111	543	472	39	838	838	838	472	838
Eric Jette (472)	6	472	472	543	543	39	471	111	181	181
Nils Teegen (39)	7	39	39	111	838	471	39	181	111	471
Fynn Niklas Tornau (203)	8	203	111	838	111	111	111	39	39	111
Wiktor Malecki (505)	9	505	14	14	471	543	181	51	471	39
Lasse Leben (24)	10	24	838	181	181	181	51	471	51	51
Ondrej Matejcek (14)	11	14	505	471	505	505	505	505	505	505
William Voxen Kleemann (838)	12	838	181	505	14	51	292	292	24	24
Jan Cremers (41)	13	41	471	24	292	292	421	24	38	38
Maximilian Frank (51)	14	51	292	292	51	421	24	100	421	421
Henry Pascal Kucz (526)	15	526	421	421	421	24	100	38	41	41
Maikel Ziller (319)	16	319	24	51	24	100	38	421	532	532
Roel van Ham (181)	17	181	51	532	532	38	41	41	319	
Peter König (471)	18	471	319	38	38	41	319	319		
Julian Duvier (30)	19	30	38	319	41	319	532	532		
Robin Konrad (421)	20	421	41	41	319	532				
Paul Robin Wessel (292)	21	292	532	100	100					
Phil Niklas Löb (38)	22	38	526							
Constantin Piller (532)	23	532								



ADAC MX MASTERS Int. ADAC Motocross Tensfeld 16. - 17. Juli 2016

MX Junior Cup

Track length: 1.850 m

Startgrid MX-Junior Cup 1st and 2nd Heat

Pos.	No.	Name	FNM	Nat./Hometown	Trademark	Entrant / Team
1	11	Hofer, Rene	OeAMTC	AUT/ Alberndorf	KTM	MSC Imbach /Kini KTM Junior Pro Team by M
2	47	Jönrup, Emil	SVEMO	SWE/ Varberg	KTM	
3	7	Spies, Maximilian	DMSB	GER/ Ortrand	HUSQVARNA	
4	651	Vettik, Meico	EMF	EST/ paide	KTM	KTM EST
5	381	Kovacs, Adam	MAMS	HUN/ Rackeve	KTM	Team HTS KTM by Mefo Sport Racing Team
6	592	Gustafsson, Axel	SVEMO	SWE/ Kågeröd	KTM	
7	555	Nilsson, Noel	SVEMO	SWE/ Falkenberg	KTM	
8	58	Durow, Cameron	MSA	RSA/ Pietermaritzburg	KTM	GRP Promo MX Team
9	173	Mausser, Maks	AMZS	SLO/ Trbovlje	KTM	Mitterbäck Bridgestone Racing Team
10	710	Kraev, Maksim	MFR	RUS/ Grünheide	KTM	GARIN MX TEAM
11	59	Ruuth, Elix	SVEMO	SWE/ Savar	KTM	NDMX
12	105	Pihlak, Egert	EMF	EST/ Tallinn	KTM	Motoextreme
13	45	Jungmann, Pascal	DMSB	GER/ Wuppertal	KTM	KMP Honda Repsol Racing
14	454	Hanström, Liam	SVEMO	SWE/ 27531	HUSQVARNA	
15	336	Lange, Erik	DMSB	GER/ Eggesin	KTM	Hermann MX Team
16	149	Lawrence, Jett	KNMV	AUS/ Apolda	KAWASAKI	Pfeil Kawasaki Monster energy
17	16	Längenfelder, Simon	DMSB	GER/ Oberkotzau	HUSQVARNA	Pfeil Husqvarna Junior Team
18	568	Palsson, Max	SVEMO	SWE/ Ljungbyhed	KTM	
19	177	van de Veerdonk, Rob	KNMV	NED/ Lith	KAWASAKI	HNR-GPR Promo MX Team
20	410	Thuncke, Max	DMSB	GER/ Kalbe/Milde OT Altm	KTM	KTM Kosak Racing Team
21	460	Adam, Lucas	FMB	BEL/ Warmifontaine	KAWASAKI	Monster Energy Kawasaki Elf Team Pfeil
22	495	Andersson, Josef	SVEMO	SWE/ 43237	KTM	SpeedGear Racing AB
23	411	De Beer, Ryan	KNMV	NED/ Made	KTM	Team Grizzly Junior Racing
24	527	Krogh Jensen, Andreas	DMU	DEN/ Broager	KTM	
25	91	Gwerder, Mike	FMS	SUI/ Glattfelden	HUSQVARNA	
26	550	Hess, Ben	DMSB	GER/ Rösraith	HUSQVARNA	
27	90	Trache, Justin	DMSB	GER/ Chemnitz	KTM	STC Racing
28	711	Rehberg, Leon	DMSB	GER/ Bismark/ Altmark	KTM	Falcon Motorsports
29	155	Schroeder, Tom	DMSB	GER/ Roemstedt	KTM	Falcon Motorsports
30	242	Kucherov, Nikita	MUL	RUS/ Balen	KAWASAKI	Monster Energy Kawasaki Elf Team Pfeil
31	777	Lohmann, Tristan	DMSB	GER/ 42929	HUSQVARNA	
32	839	Voxen Kleemann, Victor	DMU	DEN/ Tikøb	KTM	KTM Sarholz Racing Team
33	535	Vetrovsky, Radek	ACCR	CZE/ Milin	KTM	KTM Diga Junior Racing Team
34	252	Bloy, Paul	DMSB	GER/ Biberach	SUZUKI	Motorrad Waldmann
35	437	Venhoda, Martin	ACCR	CZE/ Prague	KTM	Team Motokrosova Skola CZ
36	203	Tornau, Fynn Niklas	DMSB	GER/ Jahnshof	KTM	BvZ Racing Team
37	99	Rathousky, Petr	ACCR	CZE/ Praha 9	KTM	
38	472	Jette, Eric	DMSB	GER/ 39326	KAWASAKI	MX Team Schadenberg
39	838	Voxen Kleemann, William	DMU	DEN/ Tikøb	KTM	KTM Sarholz Racing Team
40	181	van Ham, Roel	DMSB	NED/ Sulingen	KTM	
Reserve						
1	471	König, Peter	DMSB	GER/ Eberswalde	KTM	ADAC Berlin/Brandenburg
2	111	Tanz, Maurice	DMSB	GER/ Kaltenwestheim	KTM	ADAC Hessen-Thüringen MX Masters Rookie

Announcements: These results are provisional until the conclusion of any judicial and technical matters

Clerk of the course Frank-Peter Trampenau:

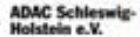
Jury President Olaf Noack:

Timekeeping Steffen Kirchhof:

Posted at: h

Printed: 16.07.2016 17:30

Reg. Nr.: 24/16



Int. ADAC MX Masters Tensfeld

Klasse 3 Junior Cup

Tensfeld 1,850 Km

Warm up

17.07.2016 10:00

Practice (15:00 Time) started at 9:59:24

Pos	No.	Name	FNM	Nat/Hometown	Trademark	Entrant / Team	Laps	Best Tm	Diff	In Lap	km/h
1	11	Rene Hofer	OeAMTC	AUT/ Alberndorf	KTM	MSC Imbach /Kini KTM Junior Pro Team	5	2:09.261		2	51,524
2	651	Meico Vettik	EMF	EST/ paide	KTM	KTM EST	6	2:09.949	0.688	6	51,251
3	555	Noel Nilsson	SVEMO	SWE/ Falkenberg	KTM		6	2:10.173	0.912	2	51,163
4	47	Emil Jönrup	SVEMO	SWE/ Varberg	KTM		7	2:10.381	1.120	2	51,081
5	568	Max Palsson	SVEMO	SWE/ Ljungbyhed	KTM		7	2:11.274	2.013	4	50,734
6	105	Egert Pihlak	EMF	EST/ Tallinn	KTM	Motoextreme	6	2:12.246	2.985	4	50,361
7	592	Axel Gustafsson	SVEMO	SWE/ Kågeröd	KTM		6	2:12.272	3.011	4	50,351
8	149	Jett Lawrence	KNMV	AUS/ Apolda	KAWASAKI	Pfeil Kawasaki Monster energy	7	2:12.511	3.250	5	50,260
9	410	Max Thuncke	DMSB	GER/ Kalbe/Milde	KTM	KTM Kosak Racing Team	3	2:12.564	3.303	2	50,240
10	710	Maksim Kraev	MFR	RUS/ Grünheide	KTM	GARIN MX TEAM	6	2:12.661	3.400	2	50,203
11	58	Cameron Durow	MSA	RSA/ Pietermaritz	KTM	GRP Promo MX Team	7	2:13.037	3.776	6	50,061
12	242	Nikita Kucherov	MUL	RUS/ Balen	KAWASAKI	Monster Energy Kawasaki Elf Team Pfeil	7	2:13.270	4.009	4	49,974
13	527	Andreas Krogh Jensen	DMU	DEN/ Broager	KTM		6	2:13.552	4.291	4	49,868
14	91	Mike Gwerder	FMS	SUI/ Glattfelden	HUSQVARNA		7	2:14.500	5.239	2	49,517
15	550	Ben Hess	DMSB	GER/ Rösrath	HUSQVARNA		7	2:14.599	5.338	6	49,480
16	381	Adam Kovacs	MAMS	HUN/ Rackeve	KTM	Team HTS KTM by Mefo Sport Racing Te	3	2:14.903	5.642	2	49,369
17	45	Pascal Jungmann	DMSB	GER/ Wuppertal	KTM	KMP Honda Repsol Racing	6	2:15.067	5.806	4	49,309
18	59	Elix Ruuth	SVEMO	SWE/ Savar	KTM	NDMX	6	2:15.094	5.833	2	49,299
19	173	Maks Mausser	AMZS	SLO/ Trbovlje	KTM	Mitterböck Bridgestone Racing Team	4	2:15.534	6.273	4	49,139
20	336	Erik Lange	DMSB	GER/ Eggesin	KTM	Hermann MX Team	6	2:15.787	6.526	5	49,047
21	16	Simon Längenfelder	DMSB	GER/ Oberkotzau	HUSQVARNA	Pfeil Husqvarna Junior Team	5	2:16.051	6.790	2	48,952
22	7	Maximilian Spies	DMSB	GER/ Ortrand	HUSQVARNA		4	2:16.087	6.826	3	48,939
23	454	Liam Hanström	SVEMO	SWE/ 27531	HUSQVARNA		3	2:16.301	7.040	3	48,862
24	411	Ryan De Beer	KNMV	NED/ Made	KTM	Team Grizzly Junior Racing	6	2:16.360	7.099	2	48,841
25	252	Paul Bloy	DMSB	GER/ Biberach	SUZUKI	Motorrad Waldmann	6	2:16.939	7.678	4	48,635
26	155	Tom Schroeder	DMSB	GER/ Roemstedt	KTM	Falcon Motorsports	4	2:17.429	8.168	3	48,461
27	839	Victor Voxen Kleemann	DMU	DEN/ Tikøb	KTM	KTM Sarholz Racing Team	6	2:17.495	8.234	4	48,438
28	777	Tristan Lohmann	DMSB	GER/ 42929	HUSQVARNA		6	2:17.713	8.452	2	48,361
29	90	Justin Trache	DMSB	GER/ Chemnitz	KTM	STC Racing	6	2:17.724	8.463	4	48,358
30	99	Petr Rathousky	ACCR	CZE/ Praha 9	KTM		6	2:18.055	8.794	5	48,242
31	437	Martin Venhoda	ACCR	CZE/ Prague	KTM	Team Motokrosova Skola CZ	6	2:18.056	8.795	2	48,241
32	711	Leon Rehberg	DMSB	GER/ Bismark/ Alt	KTM	Falcon Motorsports	6	2:18.555	9.294	4	48,068
33	181	Roel van Ham	DMSB	NED/ Sulingen	KTM		5	2:18.899	9.638	4	47,949
34	203	Fynn Niklas Tornau	DMSB	GER/ Jahnshof	KTM	BvZ Racing Team	6	2:18.945	9.684	4	47,933
35	535	Radek Vetrovsky	ACCR	CZE/ Milin	KTM	KTM Diga Junior Racing Team	6	2:19.091	9.830	4	47,882
36	177	Rob van de Veerdonk	KNMV	NED/ Lith	KAWASAKI	HNR-GPR Promo MX Team	4	2:19.209	9.948	2	47,842
37	472	Eric Jette	DMSB	GER/ 39326	KAWASAKI	MX Team Schadenberg	6	2:20.228	10.967	4	47,494
38	471	Peter König	DMSB	GER/ Eberswalde	KTM	ADAC Berlin/Brandenburg	6	2:20.328	11.067	5	47,460
39	460	Lucas Adam	FMB	BEL/ Warmifontair	KAWASAKI	Monster Energy Kawasaki Elf Team Pfeil	6	2:21.230	11.969	5	47,157
40	111	Maurice Tanz	DMSB	GER/ Kaltenwesth	KTM	ADAC Hessen-Thüringen MX Masters Ro	6	2:22.223	12.962	6	46,828
41	838	William Voxen Kleemar	DMU	DEN/ Tikøb	KTM	KTM Sarholz Racing Team	6	2:22.720	13.459	2	46,665



ADAC Schleswig-Holstein e.V.



Int. ADAC MX Masters Tensfeld

Klasse 3 Junior Cup

Tensfeld 1,850 Km

Warm up

17.07.2016 10:00

Practice (15:00 Time) started at 9:59:24

Runde	Tageszeit	Rundenzeit	S1 Zeit	S2 Zeit	Runde	Tageszeit	Rundenzeit	S1 Zeit	S2 Zeit
(11) Rene Hofer					(410) Max Thunecke				
1	10:02:00.640	2:15.932	1:09.789	1:06.143	1	10:02:04.722	2:16.407	1:09.583	1:06.824
2	10:04:09.901	2:09.261	1:05.545	1:03.716	2	10:04:17.286	2:12.564	1:07.335	1:05.229
3	10:06:22.044	2:12.143	1:05.567	1:06.576	3	10:06:33.527	2:16.241	1:06.560	1:09.681
4	10:08:32.757	2:10.713	1:05.480	1:05.233	(710) Maksim Kraev				
5	10:10:58.817	2:26.060	1:06.025	1:20.035	1	10:02:01.958	2:13.351	1:06.970	1:06.381
(651) Meico Vettik					2	10:04:14.619	2:12.661	1:06.722	1:05.939
1	10:02:47.675	2:17.443	1:10.962	1:06.481	3	10:06:30.999	2:16.380	1:09.688	1:06.692
2	10:04:59.089	2:11.414	1:06.205	1:05.209	4	10:10:13.614	3:42.615	1:06.152	2:36.463
3	10:08:00.748	3:01.659	1:07.476	1:54.183	5	10:12:38.086	2:24.472	1:06.663	1:17.809
4	10:10:11.214	2:10.466	1:05.260	1:05.206	6	10:14:50.999	2:12.913	1:06.989	1:05.924
5	10:12:44.699	2:33.485	1:20.134	1:13.351	(58) Cameron Durow				
6	10:14:54.648	2:09.949	1:05.858	1:04.091	1	10:02:05.998	2:19.338	1:11.963	1:07.375
(555) Noel Nilsson					2	10:04:19.266	2:13.268	1:07.470	1:05.798
1	10:01:57.282	2:13.605	1:08.179	1:05.426	3	10:06:32.353	2:13.087	1:07.250	1:05.837
2	10:04:07.455	2:10.173	1:06.264	1:03.909	4	10:08:45.393	2:13.040	1:06.651	1:06.389
3	10:06:20.414	2:12.959	1:07.563	1:05.396	5	10:10:59.669	2:14.276	1:06.835	1:07.441
4	10:08:31.645	2:11.231	1:06.828	1:04.403	6	10:13:12.706	2:13.037	1:06.771	1:06.266
5	10:12:41.144	4:09.499	1:18.089	2:51.410	7	10:16:26.428	3:13.722	1:15.353	1:58.369
6	10:15:07.206	2:26.062	1:14.268	1:11.794	(242) Nikita Kucherov				
(47) Emil Jönrup					1	10:02:38.190	2:17.027	1:09.596	1:07.431
1	10:02:04.953	2:12.782	1:06.997	1:05.785	2	10:04:53.920	2:15.730	1:09.202	1:06.528
2	10:04:15.334	2:10.381	1:05.571	1:04.810	3	10:07:23.856	2:29.936	1:14.726	1:15.210
3	10:06:25.762	2:10.428	1:04.555	1:05.873	4	10:09:37.126	2:13.270	1:07.663	1:05.607
4	10:08:37.750	2:11.988	1:05.913	1:06.075	5	10:12:05.591	2:28.465	1:15.629	1:12.836
5	10:10:52.033	2:14.283	1:07.213	1:07.070	6	10:14:19.726	2:14.135	1:07.687	1:06.448
6	10:13:03.149	2:11.116	1:06.535	1:04.581	7	10:16:47.215	2:27.489	1:18.489	1:09.000
7	10:15:16.189	2:13.040	1:06.578	1:06.462	(527) Andreas Krogh Jensen				
(568) Max Palsson					1	10:02:45.691	2:25.974	1:15.485	1:10.489
1	10:01:58.814	2:14.411	1:08.864	1:05.547	2	10:05:02.964	2:17.273	1:10.461	1:06.812
2	10:04:11.494	2:12.680	1:09.018	1:03.662	3	10:07:24.854	2:21.890	1:12.643	1:09.247
3	10:06:23.255	2:11.761	1:07.620	1:04.141	4	10:09:38.406	2:13.552	1:08.074	1:05.478
4	10:08:34.529	2:11.274	1:06.927	1:04.347	5	10:12:14.864	2:36.458	1:09.672	1:26.786
5	10:10:50.361	2:15.832	1:09.815	1:06.017	6	10:14:29.167	2:14.303	1:08.641	1:05.662
6	10:13:10.324	2:19.963	1:13.718	1:06.245	(91) Mike Gwerder				
7	10:15:24.238	2:13.914	1:08.766	1:05.148	1	10:02:08.061	2:16.986	1:10.688	1:06.298
(105) Egert Pihlak					2	10:04:22.561	2:14.500	1:07.891	1:06.609
1	10:02:44.676	2:17.645	1:09.874	1:07.771	3	10:06:39.908	2:17.347	1:07.939	1:09.408
2	10:05:02.314	2:17.638	1:08.868	1:08.770	4	10:08:55.156	2:15.248	1:07.582	1:07.666
3	10:09:11.563	4:09.249	1:49.161	2:20.088	5	10:11:11.193	2:16.037	1:09.013	1:07.024
4	10:11:23.809	2:12.246	1:06.852	1:05.394	6	10:14:05.679	2:54.486	1:08.273	1:46.213
5	10:13:37.066	2:13.257	1:07.877	1:05.380	7	10:16:24.333	2:18.654	1:09.540	1:09.114
6	10:15:49.986	2:12.920	1:07.836	1:05.084	(550) Ben Hess				
(592) Axel Gustafsson					1	10:02:48.561	2:23.320	1:13.295	1:10.025
1	10:03:39.565	2:27.711	1:17.558	1:10.153	2	10:05:06.861	2:18.300	1:10.611	1:07.689
2	10:05:55.417	2:15.852	1:08.100	1:07.752	3	10:07:27.596	2:20.735	1:11.061	1:09.674
3	10:08:11.454	2:16.037	1:06.987	1:09.050	4	10:09:45.774	2:18.178	1:10.153	1:08.025
4	10:10:23.726	2:12.272	1:06.593	1:05.679	5	10:12:04.426	2:18.652	1:09.758	1:08.894
5	10:12:50.234	2:26.508	1:16.929	1:09.579	6	10:14:19.025	2:14.599	1:08.661	1:05.938
6	10:15:03.952	2:13.718	1:07.635	1:06.083	7	10:16:37.219	2:18.194	1:09.805	1:08.389
(149) Jett Lawrence					(381) Adam Kovacs				
1	10:02:41.731	2:23.368	1:13.980	1:09.388	1	10:03:43.077	2:39.505	1:22.038	1:17.467
2	10:04:58.413	2:16.682	1:10.184	1:06.498	2	10:05:57.980	2:14.903	1:07.098	1:07.805
3	10:07:18.779	2:20.366	1:11.246	1:09.120	3	10:08:13.077	2:15.097	1:06.584	1:08.513
4	10:09:31.328	2:12.549	1:06.884	1:05.665	(45) Pascal Jungmann				
5	10:11:43.839	2:12.511	1:06.565	1:05.946	1	10:02:19.872	2:21.425	1:13.558	1:07.867
6	10:13:59.622	2:15.783	1:09.144	1:06.639	2	10:04:36.034	2:16.162	1:08.954	1:07.208
7	10:16:19.441	2:19.819	1:09.968	1:09.851					



ADAC Schleswig-Holstein e.V.



Int. ADAC MX Masters Tensfeld

Klasse 3 Junior Cup**Tensfeld 1,850 Km****Warm up****17.07.2016 10:00****Practice (15:00 Time) started at 9:59:24**

Runde	Tageszeit	Rundenzeit	S1 Zeit	S2 Zeit
3	10:06:53.650	2:17.616	1:08.764	1:08.852
4	10:09:08.717	2:15.067	1:08.294	1:06.773
5	10:12:07.309	2:58.592	1:15.049	1:43.543
6	10:14:25.664	2:18.355	1:10.043	1:08.312

(59) Elix Ruuth				
Runde	Tageszeit	Rundenzeit	S1 Zeit	S2 Zeit
1	10:02:17.752	2:18.306	1:10.961	1:07.345
2	10:04:32.846	2:15.094	1:09.419	1:05.675
3	10:06:59.706	2:26.860	1:09.077	1:17.783
4	10:09:15.098	2:15.392	1:07.872	1:07.520
5	10:11:30.542	2:15.444	1:09.194	1:06.250
6	10:16:21.975	4:51.433	1:42.830	3:08.603

(173) Maks Mausser				
Runde	Tageszeit	Rundenzeit	S1 Zeit	S2 Zeit
1	10:02:12.656	2:18.195	1:10.804	1:07.391
2	10:04:28.598	2:15.942	1:09.150	1:06.792
3	10:06:44.628	2:16.030	1:08.265	1:07.765
4	10:09:00.162	2:15.534	1:08.589	1:06.945

(336) Erik Lange				
Runde	Tageszeit	Rundenzeit	S1 Zeit	S2 Zeit
1	10:03:29.135	2:44.312	1:20.901	1:23.411
2	10:05:57.424	2:28.289	1:15.199	1:13.090
3	10:08:15.307	2:17.883	1:09.304	1:08.579
4	10:10:42.102	2:26.795	1:13.475	1:13.320
5	10:12:57.889	2:15.787	1:08.474	1:07.313
6	10:15:54.149	2:56.260	1:16.972	1:39.288

(16) Simon Längenfelder				
Runde	Tageszeit	Rundenzeit	S1 Zeit	S2 Zeit
1	10:03:01.261	2:36.113	1:18.364	1:17.749
2	10:05:17.312	2:16.051	1:08.346	1:07.705
3	10:07:41.823	2:24.511	1:10.068	1:14.443
4	10:09:59.980	2:18.157	1:10.073	1:08.084
5	10:15:30.914	5:30.934	1:13.530	4:17.404

(7) Maximilian Spies				
Runde	Tageszeit	Rundenzeit	S1 Zeit	S2 Zeit
1	10:03:49.357	2:47.770	1:28.247	1:19.523
2	10:06:10.813	2:21.456	1:08.955	1:12.501
3	10:08:26.900	2:16.087	1:07.619	1:08.468
4	10:10:49.991	2:23.091	1:08.982	1:14.109

(454) Liam Hanström				
Runde	Tageszeit	Rundenzeit	S1 Zeit	S2 Zeit
1	10:03:31.609	2:36.974	1:16.952	1:20.022
2	10:12:15.836	8:44.227	1:08.434	7:35.793
3	10:14:32.137	2:16.301	1:09.288	1:07.013

(411) Ryan De Beer				
Runde	Tageszeit	Rundenzeit	S1 Zeit	S2 Zeit
1	10:03:48.280	3:54.861	1:27.434	2:27.427
2	10:06:04.640	2:16.360	1:09.309	1:07.051
3	10:08:21.695	2:17.055	1:09.288	1:07.767
4	10:11:25.484	3:03.789	1:08.556	1:55.233
5	10:13:43.189	2:17.705	1:10.296	1:07.409
6	10:16:10.659	2:27.470	1:17.783	1:09.687

(252) Paul Bloy				
Runde	Tageszeit	Rundenzeit	S1 Zeit	S2 Zeit
1	10:02:28.164	2:22.852	1:13.709	1:09.143
2	10:04:50.377	2:22.213	1:09.927	1:12.286
3	10:07:13.410	2:23.033	1:09.080	1:13.953
4	10:09:30.349	2:16.939	1:09.597	1:07.342
5	10:11:58.343	2:27.994	1:15.855	1:12.139
6	10:14:15.676	2:17.333	1:10.252	1:07.081

(155) Tom Schroeder				
Runde	Tageszeit	Rundenzeit	S1 Zeit	S2 Zeit
1	10:08:12.887	7:48.177	1:37.931	6:10.246
2	10:10:54.766	2:41.879	1:27.723	1:14.156
3	10:13:12.195	2:17.429	1:09.842	1:07.587
4	10:16:05.524	2:53.329	1:21.028	1:32.301

(839) Victor Voxen Kleemann				
Runde	Tageszeit	Rundenzeit	S1 Zeit	S2 Zeit
1	10:02:49.780	2:21.278	1:12.381	1:08.897
2	10:05:08.845	2:19.065	1:10.128	1:08.937
3	10:07:29.866	2:21.021	1:10.380	1:10.641
4	10:09:47.361	2:17.495	1:09.474	1:08.021
5	10:12:56.902	3:09.541	1:08.626	2:00.915
6	10:16:57.592	4:00.690	1:59.166	2:01.524

(777) Tristan Lohmann				
Runde	Tageszeit	Rundenzeit	S1 Zeit	S2 Zeit
1	10:02:24.864	2:20.624	1:10.879	1:09.745
2	10:04:42.577	2:17.713	1:09.552	1:08.161
3	10:07:00.743	2:18.166	1:08.802	1:09.364
4	10:09:26.110	2:25.367	1:11.387	1:13.980
5	10:11:59.943	2:33.833	1:23.785	1:10.048
6	10:14:20.680	2:20.737	1:11.303	1:09.434

(90) Justin Trache				
Runde	Tageszeit	Rundenzeit	S1 Zeit	S2 Zeit
1	10:02:29.086	2:18.677	1:10.776	1:07.901
2	10:04:46.824	2:17.738	1:09.517	1:08.221
3	10:07:10.475	2:23.651	1:09.406	1:14.245
4	10:09:28.199	2:17.724	1:09.197	1:08.527
5	10:12:41.943	3:13.744	1:22.963	1:50.781
6	10:15:08.055	2:26.112	1:14.017	1:12.095

(99) Petr Rathousky				
Runde	Tageszeit	Rundenzeit	S1 Zeit	S2 Zeit
1	10:03:07.352	2:32.501	1:18.591	1:13.910
2	10:05:25.721	2:18.369	1:10.652	1:07.717
3	10:08:27.614	3:01.893	1:10.399	1:51.494
4	10:11:08.366	2:40.752	1:25.258	1:15.494
5	10:13:26.421	2:18.055	1:09.775	1:08.280
6	10:15:47.202	2:20.781	1:11.246	1:09.535

(437) Martin Venhoda				
Runde	Tageszeit	Rundenzeit	S1 Zeit	S2 Zeit
1	10:02:52.852	2:20.660	1:11.668	1:08.992
2	10:05:10.908	2:18.056	1:10.358	1:07.698
3	10:07:46.159	2:35.251	1:22.891	1:12.360
4	10:10:05.433	2:19.274	1:09.491	1:09.783
5	10:12:24.077	2:18.644	1:10.727	1:07.917
6	10:14:42.775	2:18.698	1:09.985	1:08.713

(711) Leon Rehberg				
Runde	Tageszeit	Rundenzeit	S1 Zeit	S2 Zeit
1	10:02:43.551	2:28.866	1:15.091	1:13.775
2	10:05:09.857	2:26.306	1:11.734	1:14.572
3	10:07:35.546	2:25.689	1:12.698	1:12.991
4	10:09:54.101	2:18.555	1:10.476	1:08.079
5	10:12:49.803	2:55.702	1:18.106	1:37.596
6	10:15:26.670	2:36.867	1:19.461	1:17.406

(181) Roel van Ham				
Runde	Tageszeit	Rundenzeit	S1 Zeit	S2 Zeit
1	10:03:27.128	3:09.544	1:18.239	1:51.305
2	10:06:41.590	3:14.462	1:15.311	1:59.151
3	10:09:04.002	2:22.412	1:12.311	1:10.101
4	10:11:22.901	2:18.899	1:11.057	1:07.842
5	10:15:10.981	3:48.080	1:16.163	2:31.917

(203) Fynn Niklas Tornau				
Runde	Tageszeit	Rundenzeit	S1 Zeit	S2 Zeit
1	10:02:55.688	2:27.899	1:17.528	1:10.371
2	10:05:16.584	2:20.896	1:11.653	1:09.243
3	10:07:42.938	2:26.354	1:12.159	1:14.195
4	10:10:01.883	2:18.945	1:10.494	1:08.451
5	10:12:23.209	2:21.326	1:12.106	1:09.220
6	10:14:46.408	2:23.199	1:13.455	1:09.744

(535) Radek Vetrovsky				
Runde	Tageszeit	Rundenzeit	S1 Zeit	S2 Zeit
1	10:02:41.165	2:25.266	1:15.262	1:10.004

Official Timing www.camp-company.de / www.motorsport-events.se

Orbits

Timekeeping Steffen Kirchhof:

Clerk of the course Frank-Peter Trampenau:

Jury President Olaf Noack:

Reg. Nr MX 24/16

www.mylaps.com

Licensed to: Camp Company

Printed: 17.07.2016 10:17:38

posted at:

h

Page 2/3



ADAC Schleswig-Holstein e.V.



Int. ADAC MX Masters Tensfeld

Klasse 3 Junior Cup**Tensfeld 1,850 Km****Warm up****17.07.2016 10:00****Practice (15:00 Time) started at 9:59:24**

Runde	Tageszeit	Rundenzeit	S1 Zeit	S2 Zeit	Runde	Tageszeit	Rundenzeit	S1 Zeit	S2 Zeit
2	10:05:02.213	2:21.048	1:10.008	1:11.040					
3	10:09:23.914	4:21.701	1:12.433	3:09.268					
4	10:11:43.005	2:19.091	1:10.340	1:08.751					
5	10:14:13.716	2:30.711	1:18.137	1:12.574					
6	10:16:35.913	2:22.197	1:11.660	1:10.537					

(177) Rob van de Veerdonk

1	10:02:26.521	2:21.843	1:12.727	1:09.116
2	10:04:45.730	2:19.209	1:09.966	1:09.243
3	10:07:08.725	2:22.995	1:10.348	1:12.647
4	10:11:16.606	4:07.881	1:21.399	2:46.482

(472) Eric Jette

1	10:03:04.583	2:26.081	1:15.957	1:10.124
2	10:05:27.617	2:23.034	1:12.607	1:10.427
3	10:07:50.405	2:22.788	1:12.337	1:10.451
4	10:10:10.633	2:20.228	1:10.993	1:09.235
5	10:13:49.150	3:38.517	1:31.277	2:07.240
6	10:16:12.529	2:23.379	1:12.559	1:10.820

(471) Peter König

1	10:02:35.255	2:25.126	1:14.206	1:10.920
2	10:05:05.211	2:29.956	1:15.376	1:14.580
3	10:08:37.420	3:32.209	1:13.889	2:18.320
4	10:11:02.818	2:25.398	1:13.540	1:11.858
5	10:13:23.146	2:20.328	1:11.445	1:08.883
6	10:15:48.549	2:25.403	1:13.710	1:11.693

(460) Lucas Adam

1	10:02:29.830	2:33.303	1:15.519	1:17.784
2	10:04:55.982	2:26.152	1:14.472	1:11.680
3	10:07:21.879	2:25.897	1:11.640	1:14.257
4	10:10:07.403	2:45.524	1:25.977	1:19.547
5	10:12:28.633	2:21.230	1:10.106	1:11.124
6	10:15:15.135	2:46.502	1:25.190	1:21.312

(111) Maurice Tanz

1	10:02:36.623	2:24.822	1:13.705	1:11.117
2	10:05:02.249	2:25.626	1:13.641	1:11.985
3	10:07:32.202	2:29.953	1:15.003	1:14.950
4	10:09:57.067	2:24.865	1:12.894	1:11.971
5	10:14:07.021	4:09.954	1:19.124	2:50.830
6	10:16:29.244	2:22.223	1:12.291	1:09.932

(838) William Voxen Kleemann

1	10:03:06.043	2:31.247	1:19.734	1:11.513
2	10:05:28.763	2:22.720	1:13.002	1:09.718
3	10:08:03.140	2:34.377	1:17.482	1:16.895
4	10:10:53.424	2:50.284	1:20.036	1:30.248
5	10:13:33.016	2:39.592	1:23.974	1:15.618
6	10:15:57.621	2:24.605	1:13.821	1:10.784

S. Willig



Int. ADAC MX Masters Tensfeld

Klasse 3 Junior Cup

Tensfeld 1,850 Km

1. Race 17.07.2016 11:30

Race (20:00 and 2 Laps) started at 11:31:12

Pos	No.	Name	FNM	Nat/Hometown	Trademark	Entrant / Team	Laps	Total Tm	Diff	Best Tm	In Lap	Points
1	651	Meico Vettik	EMF	EST/ paide	KTM	KTM EST	12	25:22.906		2:13.207	3	25
2	47	Emil Jönrup	SVEMO	SWE/ Varberg	KTM		12	25:24.991	2.085	2:14.647	7	22
3	11	Rene Hofer	OeAMTC	AUT/ Albernorf	KTM	MSC Imbach /Kini KTM Junior Pr	12	25:28.195	5.289	2:13.138	6	20
4	710	Maksim Kraev	MFR	RUS/ Grünheide	KTM	GARIN MX TEAM	12	25:56.967	34.061	2:14.594	4	18
5	381	Adam Kovacs	MAMS	HUN/ Rackeve	KTM	Team HTS KTM by Mefo Sport Re	12	25:58.305	35.399	2:15.752	2	16
6	149	Jett Lawrence	KNMV	AUS/ Apolda	KAWASAKI	Pfeil Kawasaki Monster energy	12	25:58.747	35.841	2:17.882	4	15
7	173	Maks Mausser	AMZS	SLO/ Trbovlje	KTM	Mitterböck Bridgestone Racing Te	12	25:59.807	36.901	2:16.498	6	14
8	592	Axel Gustafsson	SVEMO	SWE/ Kågeröd	KTM		12	26:21.212	58.306	2:16.993	5	13
9	58	Cameron Durow	MSA	RSA/ Pietermaritzburg	KTM	GRP Promo MX Team	12	26:24.104	1:01.198	2:16.303	5	12
10	105	Egert Pihlak	EMF	EST/ Tallinn	KTM	Motoextreme	12	26:25.627	1:02.721	2:18.355	7	11
11	7	Maximilian Spies	DMSB	GER/ Ortrand	HUSQVARNA		12	26:28.299	1:05.393	2:17.393	5	10
12	527	Andreas Krogh Jensen	DMU	DEN/ Broager	KTM		12	26:32.511	1:09.605	2:19.183	6	9
13	555	Noel Nilsson	SVEMO	SWE/ Falkenberg	KTM		12	26:37.417	1:14.511	2:18.194	4	8
14	242	Nikita Kucherov	MUL	RUS/ Balen	KAWASAKI	Monster Energy Kawasaki Elf Tea	12	26:47.717	1:24.811	2:17.687	4	7
15	568	Max Palsson	SVEMO	SWE/ Ljungbyhed	KTM		12	27:02.490	1:39.584	2:20.879	6	6
16	91	Mike Gwerder	FMS	SUI/ Glattfelden	HUSQVARNA		12	27:04.907	1:42.001	2:22.209	4	5
17	59	Elix Ruuth	SVEMO	SWE/ Savar	KTM	NDMX	12	27:15.145	1:52.239	2:18.680	3	4
18	410	Max Thuncke	DMSB	GER/ Kalbe/Milde OT Alt	KTM	KTM Kosak Racing Team	12	27:16.527	1:53.621	2:21.987	8	3
19	460	Lucas Adam	FMB	BEL/ Warmifontaine	KAWASAKI	Monster Energy Kawasaki Elf Tea	12	27:47.763	2:24.857	2:22.964	5	2
20	252	Paul Bloy	DMSB	GER/ Biberach	SUZUKI	Motorrad Waldmann	12	27:52.529	2:29.623	2:22.741	5	1
21	336	Erik Lange	DMSB	GER/ Eggesin	KTM	Hermann MX Team	12	27:53.929	2:31.023	2:21.680	4	0
22	550	Ben Hess	DMSB	GER/ Rösraht	HUSQVARNA		12	27:56.920	2:34.014	2:25.647	4	0
23	203	Fynn Niklas Tornau	DMSB	GER/ Jahnshof	KTM	BvZ Racing Team	11	25:24.296	1 Lap	2:25.959	4	0
24	711	Leon Rehberg	DMSB	GER/ Bismark/ Altmark	KTM	Falcon Motorsports	11	25:27.785	1 Lap	2:23.184	6	0
25	99	Petr Rathousky	ACCR	CZE/ Praha 9	KTM		11	25:42.162	1 Lap	2:26.147	4	0
26	177	Rob van de Veerdonk	KNMV	NED/ Lith	KAWASAKI	HNR-GPR Promo MX Team	11	25:45.853	1 Lap	2:28.089	4	0
27	90	Justin Trache	DMSB	GER/ Chemnitz	KTM	STC Racing	11	25:47.195	1 Lap	2:23.014	4	0
28	471	Peter König	DMSB	GER/ Eberswalde	KTM	ADAC Berlin/Brandenburg	11	25:49.747	1 Lap	2:27.126	6	0
29	16	Simon Längenfelder	DMSB	GER/ Oberkotzau	HUSQVARNA	Pfeil Husqvarna Junior Team	11	25:51.048	1 Lap	2:25.731	5	0
30	535	Radek Vetrovsky	ACCR	CZE/ Milin	KTM	KTM Diga Junior Racing Team	11	25:51.879	1 Lap	2:26.372	5	0
31	839	Victor Voxen Kleemar	DMU	DEN/ Tikøb	KTM	KTM Sarholz Racing Team	11	25:52.175	1 Lap	2:20.601	7	0
32	472	Eric Jette	DMSB	GER/ 39326	KAWASAKI	MX Team Schadenberg	11	26:07.942	1 Lap	2:28.547	4	0
33	45	Pascal Jungmann	DMSB	GER/ Wuppertal	KTM	KMP Honda Repsol Racing	11	26:09.799	1 Lap	2:19.746	5	0
34	838	William Voxen Kleem	DMU	DEN/ Tikøb	KTM	KTM Sarholz Racing Team	11	26:17.924	1 Lap	2:26.798	4	0
35	411	Ryan De Beer	KNMV	NED/ Made	KTM	Team Grizzly Junior Racing	11	27:06.834	1 Lap	2:28.057	4	0
36	155	Tom Schroeder	DMSB	GER/ Roemstedt	KTM	Falcon Motorsports	11	27:30.805	1 Lap	2:26.970	4	0
37	437	Martin Venhoda	ACCR	CZE/ Prague	KTM	Team Motokrosova Skola CZ	9	20:13.727	3 Laps	2:22.533	3	0
38	181	Roel van Ham	DMSB	NED/ Sulingen	KTM		6	26:06.237	6 Laps	2:32.581	2	0
39	777	Tristan Lohmann	DMSB	GER/ 42929	HUSQVARNA		5	11:30.262	7 Laps	2:25.282	3	0
40	495	Josef Andersson	SVEMO	SWE/ 43237	KTM	SpeedGear Racing AB	5	12:38.357	7 Laps	2:25.073	4	0

Announcements

These results are provisional until the conclusion of any judicial and technical matters!

Weather: cloudy 18 degrees, dry track

#381 holeshot

Vorsprung	Ø km/h	Beste Rundenzeit	km/h	Beste Runde von
2.085	52,479	2:13.138	50,023	11 - Rene Hofer

Official Timing www.camp-company.de / www.motorsport-events.se

Orbits

Timekeeping Steffen Kirchhof:

Clerk of the course Frank-Peter Trampenau:

Jury President Olaf Noack:

Reg. Nr MX 24/16

www.mylaps.com

Licensed to: Camp Company

Printed: 17.07.2016 12:00:08

posted at:

h



ADAC Schleswig-Holstein e.V.



Int. ADAC MX Masters Tensfeld

Klasse 3 Junior Cup

Tensfeld 1,850 Km

1. Race

17.07.2016 11:30

Race (20:00 and 2 Laps) started at 11:31:12

Runde	Tageszeit	Rundenzeit	S1 Zeit	S2 Zeit	Runde	Tageszeit	Rundenzeit	S1 Zeit	S2 Zeit
(651) Meico Vettik					9	11:50:08.000	2:22.576	1:13.019	1:09.557
1	11:31:39.345				10	11:52:28.382	2:20.382	1:10.647	1:09.735
2	11:33:56.229	2:16.884	1:07.499	1:09.385	11	11:54:50.649	2:22.267	1:12.455	1:09.812
3	11:36:09.436	2:13.207	1:06.493	1:06.714	12	11:57:11.156	2:20.507	1:11.434	1:09.073
4	11:38:23.408	2:13.972	1:07.048	1:06.924	(149) Jett Lawrence				
5	11:40:38.218	2:14.810	1:08.596	1:06.214	1	11:31:42.907			
6	11:42:53.000	2:14.782	1:08.773	1:06.009	2	11:34:03.274	2:20.367	1:12.888	1:07.479
7	11:45:08.028	2:15.028	1:07.836	1:07.192	3	11:36:21.946	2:18.672	1:09.341	1:09.331
8	11:47:23.470	2:15.442	1:08.014	1:07.428	4	11:38:39.828	2:17.882	1:09.416	1:08.466
9	11:49:39.768	2:16.298	1:08.783	1:07.515	5	11:40:57.736	2:17.908	1:09.639	1:08.269
10	11:51:56.075	2:16.307	1:08.518	1:07.789	6	11:43:16.492	2:18.756	1:08.981	1:09.775
11	11:54:16.566	2:20.491	1:10.564	1:09.927	7	11:45:35.778	2:19.286	1:11.087	1:08.199
12	11:56:35.757	2:19.191	1:10.070	1:09.121	8	11:47:54.401	2:18.623	1:10.268	1:08.355
(47) Emil Jönrup					9	11:50:13.093	2:18.692	1:09.900	1:08.792
1	11:31:39.796				10	11:52:34.063	2:20.970	1:10.764	1:10.206
2	11:33:57.383	2:17.587	1:09.420	1:08.167	11	11:54:53.094	2:19.031	1:10.203	1:08.828
3	11:36:12.687	2:15.304	1:08.586	1:06.718	12	11:57:11.598	2:18.504	1:10.572	1:07.932
4	11:38:27.840	2:15.153	1:07.389	1:07.764	(173) Maks Mausser				
5	11:40:42.776	2:14.936	1:08.294	1:06.642	1	11:31:40.827			
6	11:42:57.501	2:14.725	1:08.029	1:06.696	2	11:34:04.215	2:23.388	1:12.391	1:10.997
7	11:45:12.148	2:14.647	1:07.516	1:07.131	3	11:36:23.195	2:18.980	1:10.012	1:08.968
8	11:47:27.612	2:15.464	1:07.570	1:07.894	4	11:38:41.566	2:18.371	1:09.702	1:08.669
9	11:49:45.047	2:17.435	1:09.515	1:07.920	5	11:40:59.014	2:17.448	1:09.533	1:07.915
10	11:52:00.633	2:15.586	1:07.517	1:08.069	6	11:43:15.512	2:16.498	1:08.726	1:07.772
11	11:54:19.856	2:19.223	1:09.981	1:09.242	7	11:45:33.698	2:18.186	1:09.529	1:08.657
12	11:56:37.842	2:17.986	1:09.689	1:08.297	8	11:47:55.141	2:21.443	1:11.643	1:09.800
(11) Rene Hofer					9	11:50:16.604	2:21.463	1:11.861	1:09.602
1	11:31:37.424				10	11:52:35.275	2:18.671	1:10.067	1:08.604
2	11:34:01.819	2:24.395	1:08.124	1:16.271	11	11:54:53.737	2:18.462	1:09.798	1:08.664
3	11:36:20.228	2:18.409	1:09.484	1:08.925	12	11:57:12.658	2:18.921	1:10.362	1:08.559
4	11:38:36.145	2:15.917	1:08.477	1:07.440	(592) Axel Gustafsson				
5	11:40:50.742	2:14.597	1:07.775	1:06.822	1	11:31:43.500			
6	11:43:03.880	2:13.138	1:07.283	1:05.855	2	11:34:13.072	2:29.572	1:17.487	1:12.085
7	11:45:18.758	2:14.878	1:08.404	1:06.474	3	11:36:33.257	2:20.185	1:10.687	1:09.498
8	11:47:34.255	2:15.497	1:08.218	1:07.279	4	11:38:52.159	2:18.902	1:10.158	1:08.744
9	11:49:51.378	2:17.123	1:08.357	1:08.766	5	11:41:09.152	2:16.993	1:09.960	1:07.033
10	11:52:07.229	2:15.851	1:08.329	1:07.522	6	11:43:26.333	2:17.181	1:09.635	1:07.546
11	11:54:26.212	2:18.983	1:07.214	1:11.769	7	11:45:43.646	2:17.313	1:09.626	1:07.687
12	11:56:41.046	2:14.834	1:06.933	1:07.901	8	11:48:02.663	2:19.017	1:09.956	1:09.061
(710) Maksim Kraev					9	11:50:24.452	2:21.789	1:11.666	1:10.123
1	11:31:37.653				10	11:52:46.741	2:22.289	1:12.760	1:09.529
2	11:34:02.009	2:24.356	1:10.843	1:13.513	11	11:55:12.297	2:25.556	1:15.609	1:09.947
3	11:36:20.070	2:18.061	1:10.289	1:07.772	12	11:57:34.063	2:21.766	1:11.640	1:10.126
4	11:38:34.664	2:14.594	1:08.246	1:06.348	(58) Cameron Durow				
5	11:40:49.957	2:15.293	1:08.014	1:07.279	1	11:31:41.476			
6	11:43:07.465	2:17.508	1:09.103	1:08.405	2	11:34:02.126	2:20.650	1:11.851	1:08.799
7	11:45:25.169	2:17.704	1:09.836	1:07.868	3	11:36:30.987	2:28.861	1:09.399	1:19.462
8	11:47:42.814	2:17.645	1:09.367	1:08.278	4	11:38:51.272	2:20.285	1:10.899	1:09.386
9	11:50:03.336	2:20.522	1:10.630	1:09.892	5	11:41:07.575	2:16.303	1:09.544	1:06.759
10	11:52:25.161	2:21.825	1:11.603	1:10.222	6	11:43:28.985	2:21.410	1:12.095	1:09.315
11	11:54:47.022	2:21.861	1:11.580	1:10.281	7	11:45:48.023	2:19.038	1:10.225	1:08.813
12	11:57:09.818	2:22.796	1:12.181	1:10.615	8	11:48:07.909	2:19.886	1:09.801	1:10.085
(381) Adam Kovacs					9	11:50:28.935	2:21.026	1:11.829	1:09.197
1	11:31:36.804				10	11:52:52.556	2:23.621	1:12.731	1:10.890
2	11:33:52.556	2:15.752	1:08.529	1:07.223	11	11:55:14.732	2:22.176	1:13.535	1:08.641
3	11:36:08.898	2:16.342	1:09.310	1:07.032	12	11:57:36.955	2:22.223	1:11.950	1:10.273
4	11:38:26.811	2:17.913	1:10.416	1:07.497	(105) Egert Pihlak				
5	11:40:44.509	2:17.698	1:10.305	1:07.393	1	11:31:51.093			
6	11:43:02.524	2:18.015	1:09.400	1:08.615	2	11:34:18.355	2:27.262	1:17.084	1:10.178
7	11:45:22.975	2:20.451	1:10.316	1:10.135	3	11:36:38.428	2:20.073	1:11.026	1:09.047
8	11:47:45.424	2:22.449	1:11.976	1:10.473	4	11:38:58.960	2:20.532	1:10.989	1:09.543



ADAC Schleswig-Holstein e.V.



Int. ADAC MX Masters Tensfeld

Klasse 3 Junior Cup

Tensfeld 1,850 Km

1. Race

17.07.2016 11:30

Race (20:00 and 2 Laps) started at 11:31:12

Runde	Tageszeit	Rundenzeit	S1 Zeit	S2 Zeit
5	11:41:18.286	2:19.326	1:11.070	1:08.256
6	11:43:36.943	2:18.657	1:11.000	1:07.657
7	11:45:55.298	2:18.355	1:10.083	1:08.272
8	11:48:14.629	2:19.331	1:10.137	1:09.194
9	11:50:34.262	2:19.633	1:10.636	1:08.997
10	11:52:54.155	2:19.893	1:10.982	1:08.911
11	11:55:18.231	2:24.076	1:13.302	1:10.774
12	11:57:38.478	2:20.247	1:10.483	1:09.764

Runde	Tageszeit	Rundenzeit	S1 Zeit	S2 Zeit
1	11:31:44.320			
2	11:34:22.034	2:37.714	1:25.147	1:12.567
3	11:36:46.965	2:24.931	1:13.072	1:11.859
4	11:39:10.915	2:23.950	1:12.749	1:11.201
5	11:41:33.031	2:22.116	1:12.041	1:10.075
6	11:43:53.910	2:20.879	1:11.578	1:09.301
7	11:46:15.365	2:21.455	1:11.927	1:09.528
8	11:48:37.549	2:22.184	1:12.834	1:09.350
9	11:50:59.780	2:22.231	1:12.124	1:10.107
10	11:53:25.687	2:25.907	1:13.858	1:12.049
11	11:55:53.100	2:27.413	1:14.422	1:12.991
12	11:58:15.341	2:22.241	1:11.620	1:10.621

(7) Maximilian Spies

1	11:31:40.926			
2	11:34:02.637	2:21.711	1:11.589	1:10.122
3	11:36:23.223	2:20.586	1:11.885	1:08.701
4	11:38:42.308	2:19.085	1:10.423	1:08.662
5	11:40:59.701	2:17.393	1:10.100	1:07.293
6	11:43:18.330	2:18.629	1:09.177	1:09.452
7	11:45:37.200	2:18.870	1:09.990	1:08.880
8	11:47:56.502	2:19.302	1:10.363	1:08.939
9	11:50:21.448	2:24.946	1:12.973	1:11.973
10	11:52:49.775	2:28.327	1:14.477	1:13.850
11	11:55:16.710	2:26.935	1:15.539	1:11.396
12	11:57:41.150	2:24.440	1:12.929	1:11.511

(91) Mike Gwerder

1	11:31:44.011			
2	11:34:13.629	2:29.618	1:16.610	1:13.008
3	11:36:37.516	2:23.887	1:12.155	1:11.732
4	11:38:59.725	2:22.209	1:11.694	1:10.515
5	11:41:23.006	2:23.281	1:11.978	1:11.303
6	11:43:45.423	2:22.417	1:12.234	1:10.183
7	11:46:09.428	2:24.005	1:13.123	1:10.882
8	11:48:33.984	2:24.556	1:11.437	1:13.119
9	11:50:58.782	2:24.798	1:12.330	1:12.468
10	11:53:25.052	2:26.270	1:11.734	1:14.536
11	11:55:52.441	2:27.389	1:14.702	1:12.687
12	11:58:17.758	2:25.317	1:11.388	1:13.929

(527) Andreas Krogh Jensen

1	11:31:42.102			
2	11:34:08.237	2:26.135	1:14.868	1:11.267
3	11:36:29.506	2:21.269	1:11.473	1:09.796
4	11:38:50.640	2:21.134	1:11.492	1:09.642
5	11:41:11.454	2:20.814	1:13.019	1:07.795
6	11:43:30.637	2:19.183	1:10.890	1:08.293
7	11:45:51.222	2:20.585	1:10.746	1:09.839
8	11:48:12.936	2:21.714	1:12.296	1:09.418
9	11:50:33.273	2:20.337	1:10.892	1:09.445
10	11:52:57.361	2:24.088	1:13.243	1:10.845
11	11:55:23.350	2:25.989	1:15.091	1:10.898
12	11:57:45.362	2:22.012	1:12.331	1:09.681

(59) Elix Ruuth

1	11:31:38.391			
2	11:34:00.272	2:21.881	1:12.718	1:09.163
3	11:36:18.952	2:18.680	1:09.966	1:08.714
4	11:38:41.057	2:22.105	1:11.095	1:11.010
5	11:41:03.746	2:22.689	1:13.301	1:09.388
6	11:43:23.341	2:19.595	1:09.863	1:09.732
7	11:45:54.293	2:30.952	1:10.834	1:20.118
8	11:48:23.506	2:29.213	1:17.974	1:11.239
9	11:51:02.716	2:39.210	1:27.773	1:11.437
10	11:53:31.138	2:28.422	1:12.605	1:15.817
11	11:56:01.664	2:30.526	1:16.935	1:13.591
12	11:58:27.996	2:26.332	1:12.942	1:13.390

(555) Noel Nilsson

1	11:31:49.915			
2	11:34:19.760	2:29.845	1:17.517	1:12.328
3	11:36:43.692	2:23.932	1:12.371	1:11.561
4	11:39:01.886	2:18.194	1:10.393	1:07.801
5	11:41:22.618	2:20.732	1:10.540	1:10.192
6	11:43:41.755	2:19.137	1:10.885	1:08.252
7	11:46:01.216	2:19.461	1:11.067	1:08.394
8	11:48:20.684	2:19.468	1:10.784	1:08.684
9	11:50:41.880	2:21.196	1:10.270	1:10.926
10	11:53:02.687	2:20.807	1:10.596	1:10.211
11	11:55:28.104	2:25.417	1:14.077	1:11.340
12	11:57:50.268	2:22.164	1:11.691	1:10.473

(410) Max Thunecke

1	11:31:44.085			
2	11:34:14.842	2:30.757	1:18.324	1:12.433
3	11:36:58.895	2:44.053	1:12.414	1:31.639
4	11:39:24.552	2:25.657	1:13.326	1:12.331
5	11:41:48.257	2:23.705	1:13.865	1:09.840
6	11:44:10.410	2:22.153	1:11.306	1:10.847
7	11:46:36.035	2:25.625	1:13.103	1:12.522
8	11:48:58.022	2:21.987	1:11.563	1:10.424
9	11:51:20.878	2:22.856	1:11.798	1:11.058
10	11:53:43.505	2:22.627	1:10.974	1:11.653
11	11:56:06.629	2:23.124	1:12.107	1:11.017
12	11:58:29.378	2:22.749	1:11.438	1:11.311

(242) Nikita Kucherov

1	11:31:40.092			
2	11:34:01.051	2:20.959	1:11.865	1:09.094
3	11:36:21.647	2:20.596	1:09.624	1:10.972
4	11:38:39.334	2:17.687	1:08.935	1:08.752
5	11:40:57.201	2:17.867	1:09.419	1:08.448
6	11:43:14.921	2:17.720	1:09.237	1:08.483
7	11:45:34.289	2:19.368	1:09.533	1:09.835
8	11:47:53.602	2:19.313	1:10.830	1:08.483
9	11:50:40.813	2:47.211	1:21.458	1:25.753
10	11:53:07.257	2:26.444	1:12.894	1:13.550
11	11:55:35.156	2:27.899	1:15.327	1:12.572
12	11:58:00.568	2:25.412	1:13.618	1:11.794

(460) Lucas Adam

1	11:31:41.397			
2	11:34:08.609	2:27.212	1:14.132	1:13.080
3	11:36:32.694	2:24.085	1:12.009	1:12.076
4	11:38:57.373	2:24.679	1:13.124	1:11.555
5	11:41:20.337	2:22.964	1:11.404	1:11.560
6	11:43:48.609	2:28.272	1:14.354	1:13.918
7	11:46:17.093	2:28.484	1:14.167	1:14.317
8	11:48:44.402	2:27.309	1:14.552	1:12.757
9	11:51:14.120	2:29.718	1:13.915	1:15.803
10	11:53:45.709	2:31.589	1:16.182	1:15.407

(568) Max Palsson

Official Timing www.camp-company.de / www.motorsport-events.se

Orbits

Timekeeping Steffen Kirchhof:

Clerk of the course Frank-Peter Trampenau:

Jury President Olaf Noack:

Reg. Nr MX 24/16

www.mylaps.com

Licensed to: Camp Company

Printed: 17.07.2016 12:00:30

posted at:

h



ADAC Schleswig-Holstein e.V.



Int. ADAC MX Masters Tensfeld

Klasse 3 Junior Cup

Tensfeld 1,850 Km

1. Race

17.07.2016 11:30

Race (20:00 and 2 Laps) started at 11:31:12

Runde	Tageszeit	Rundenzeit	S1 Zeit	S2 Zeit	Runde	Tageszeit	Rundenzeit	S1 Zeit	S2 Zeit
11	11:56:20.009	2:34.300	1:16.604	1:17.696	8	11:49:12.556	2:32.545	1:16.232	1:16.313
12	11:59:00.614	2:40.605	1:19.814	1:20.791	9	11:51:40.872	2:28.316	1:14.121	1:14.195
					10	11:54:10.840	2:29.968	1:15.875	1:14.093
					11	11:56:40.636	2:29.796	1:15.378	1:14.418

(252) Paul Bloy

1	11:31:39.920			
2	11:34:07.403	2:27.483	1:14.693	1:12.790
3	11:36:30.490	2:23.087	1:11.461	1:11.626
4	11:38:55.095	2:24.605	1:12.874	1:11.731
5	11:41:17.836	2:22.741	1:12.189	1:10.552
6	11:43:43.919	2:26.083	1:14.288	1:11.795
7	11:46:15.062	2:31.143	1:17.540	1:13.603
8	11:48:46.940	2:31.878	1:15.894	1:15.984
9	11:51:20.370	2:33.430	1:16.677	1:16.753
10	11:53:55.716	2:35.346	1:18.262	1:17.084
11	11:56:30.206	2:34.490	1:18.278	1:16.212
12	11:59:05.380	2:35.174	1:17.466	1:17.708

(99) Petr Rathousky

1	11:31:38.986			
2	11:34:10.148	2:31.162	1:17.440	1:13.722
3	11:36:56.850	2:46.702	1:12.000	1:34.702
4	11:39:22.997	2:26.147	1:14.267	1:11.880
5	11:41:49.704	2:26.707	1:14.870	1:11.837
6	11:44:19.097	2:29.393	1:12.406	1:16.987
7	11:46:48.094	2:28.997	1:13.952	1:15.045
8	11:49:15.827	2:27.733	1:15.151	1:12.582
9	11:51:46.684	2:30.857	1:14.115	1:16.742
10	11:54:19.197	2:32.513	1:15.970	1:16.543
11	11:56:55.013	2:35.816	1:17.966	1:17.850

(336) Erik Lange

1	11:31:41.705			
2	11:34:11.414	2:29.709	1:15.724	1:13.985
3	11:36:36.826	2:25.412	1:12.444	1:12.968
4	11:38:58.506	2:21.680	1:11.714	1:09.966
5	11:41:25.176	2:26.670	1:16.233	1:10.437
6	11:43:59.381	2:34.205	1:21.769	1:12.436
7	11:46:27.987	2:28.606	1:15.980	1:12.626
8	11:48:57.709	2:29.722	1:16.525	1:13.197
9	11:51:28.968	2:31.259	1:16.770	1:14.489
10	11:54:01.600	2:32.632	1:17.233	1:15.399
11	11:56:34.305	2:32.705	1:17.581	1:15.124
12	11:59:06.780	2:32.475	1:17.678	1:14.797

(177) Rob van de Veerdonk

1	11:31:44.789			
2	11:34:17.611	2:32.822	1:19.561	1:13.261
3	11:36:45.753	2:28.142	1:16.040	1:12.102
4	11:39:13.842	2:28.089	1:15.438	1:12.651
5	11:41:42.271	2:28.429	1:16.076	1:12.353
6	11:44:13.929	2:31.658	1:16.813	1:14.845
7	11:46:46.569	2:32.640	1:18.025	1:14.615
8	11:49:17.322	2:30.753	1:17.981	1:12.772
9	11:51:49.482	2:32.160	1:16.650	1:15.510
10	11:54:27.217	2:37.735	1:21.149	1:16.586
11	11:56:58.704	2:31.487	1:17.002	1:14.485

(550) Ben Hess

1	11:31:46.567			
2	11:34:21.259	2:34.692	1:20.541	1:14.151
3	11:36:48.470	2:27.211	1:14.669	1:12.542
4	11:39:14.117	2:25.647	1:14.037	1:11.610
5	11:41:39.913	2:25.796	1:14.212	1:11.584
6	11:44:08.093	2:28.180	1:14.452	1:13.728
7	11:46:37.345	2:29.252	1:16.283	1:12.969
8	11:49:05.256	2:27.911	1:14.901	1:13.010
9	11:51:31.430	2:26.174	1:13.378	1:12.796
10	11:54:03.612	2:32.182	1:16.519	1:15.663
11	11:56:35.723	2:32.111	1:17.285	1:14.826
12	11:59:09.771	2:34.048	1:18.484	1:15.564

(90) Justin Trache

1	11:31:40.320			
2	11:34:09.535	2:29.215	1:17.655	1:11.560
3	11:36:33.207	2:23.672	1:11.345	1:12.327
4	11:38:56.221	2:23.014	1:11.210	1:11.804
5	11:41:21.630	2:25.409	1:15.221	1:10.188
6	11:44:36.123	3:14.493	1:13.957	2:00.536
7	11:47:02.871	2:26.748	1:13.411	1:13.337
8	11:49:29.899	2:27.028	1:15.040	1:11.988
9	11:52:00.608	2:30.709	1:15.215	1:15.494
10	11:54:30.092	2:29.484	1:16.463	1:13.021
11	11:57:00.046	2:29.954	1:15.335	1:14.619

(203) Fynn Niklas Tornau

1	11:31:44.618			
2	11:34:16.423	2:31.805	1:19.178	1:12.627
3	11:36:43.418	2:26.995	1:15.448	1:11.547
4	11:39:09.377	2:25.959	1:14.942	1:11.017
5	11:41:35.659	2:26.282	1:14.945	1:11.337
6	11:44:05.596	2:29.937	1:15.248	1:14.689
7	11:46:35.297	2:29.701	1:16.055	1:13.646
8	11:49:03.623	2:28.326	1:15.047	1:13.279
9	11:51:33.801	2:30.178	1:16.644	1:13.534
10	11:54:04.712	2:30.911	1:18.050	1:12.861
11	11:56:37.147	2:32.435	1:17.526	1:14.909

(471) Peter König

1	11:31:46.420			
2	11:34:24.780	2:38.360	1:22.654	1:15.706
3	11:36:56.297	2:31.517	1:15.962	1:15.555
4	11:39:24.246	2:27.949	1:15.514	1:12.435
5	11:41:52.920	2:28.674	1:16.719	1:11.955
6	11:44:20.046	2:27.126	1:13.333	1:13.793
7	11:46:51.293	2:31.247	1:15.730	1:15.517
8	11:49:23.098	2:31.805	1:16.408	1:15.397
9	11:51:54.628	2:31.530	1:15.288	1:16.242
10	11:54:28.332	2:33.704	1:17.156	1:16.548
11	11:57:02.598	2:34.266	1:18.590	1:15.676

(711) Leon Rehberg

1	11:31:45.029			
2	11:34:23.444	2:38.415	1:19.531	1:18.884
3	11:36:54.398	2:30.954	1:16.761	1:14.193
4	11:39:21.698	2:27.300	1:14.541	1:12.759
5	11:41:46.889	2:25.191	1:13.980	1:11.211
6	11:44:10.073	2:23.184	1:10.755	1:12.429
7	11:46:40.011	2:29.938	1:14.749	1:15.189

(16) Simon Längenfelder

1	11:31:46.166			
2	11:34:18.846	2:32.680	1:19.083	1:13.597
3	11:36:46.365	2:27.519	1:15.652	1:11.867
4	11:39:12.762	2:26.397	1:15.262	1:11.135
5	11:41:38.493	2:25.731	1:13.696	1:12.035
6	11:44:07.479	2:28.986	1:14.965	1:14.021
7	11:46:39.186	2:31.707	1:15.402	1:16.305
8	11:49:11.477	2:32.291	1:16.429	1:15.862

Official Timing www.camp-company.de / www.motorsport-events.se

Orbits

Timekeeping Steffen Kirchhof:

Clerk of the course Frank-Peter Trampenau:

Jury President Olaf Noack:

Reg. Nr MX 24/16

www.mylaps.com

Licensed to: Camp Company

Printed: 17.07.2016 12:00:30

posted at:

h

Page 3/4



ADAC Schleswig-Holstein e.V.



Int. ADAC MX Masters Tensfeld

Klasse 3 Junior Cup

Tensfeld 1,850 Km

1. Race

17.07.2016 11:30

Race (20:00 and 2 Laps) started at 11:31:12

Runde	Tageszeit	Rundenzeit	S1 Zeit	S2 Zeit	Runde	Tageszeit	Rundenzeit	S1 Zeit	S2 Zeit
9	11:51:45.000	2:33.523	1:17.536	1:15.987	10	11:54:49.915	2:36.434	1:20.171	1:16.263
10	11:54:23.196	2:38.196	1:19.305	1:18.891	11	11:57:30.775	2:40.860	1:23.434	1:17.426
11	11:57:03.899	2:40.703	1:19.678	1:21.025					

(535) Radek Vetrovsky

1	11:31:43.086			
2	11:34:15.826	2:32.740	1:18.762	1:13.978
3	11:36:42.973	2:27.147	1:15.410	1:11.737
4	11:39:10.604	2:27.631	1:16.046	1:11.585
5	11:41:36.976	2:26.372	1:14.264	1:12.108
6	11:44:04.633	2:27.657	1:14.430	1:13.227
7	11:46:34.397	2:29.764	1:15.369	1:14.395
8	11:49:02.054	2:27.657	1:14.541	1:13.116
9	11:51:50.677	2:48.623	1:13.670	1:34.953
10	11:54:26.202	2:35.525	1:19.323	1:16.202
11	11:57:04.730	2:38.528	1:19.565	1:18.963

(839) Victor Voxen Kleemann

1	11:31:45.709			
2	11:35:05.119	3:19.410	1:20.391	1:59.019
3	11:37:45.581	2:40.462	1:13.936	1:26.526
4	11:40:17.484	2:31.903	1:22.051	1:09.852
5	11:42:44.560	2:27.076	1:11.675	1:15.401
6	11:45:06.180	2:21.620	1:11.284	1:10.336
7	11:47:26.781	2:20.601	1:10.845	1:09.756
8	11:49:50.729	2:23.948	1:12.922	1:11.026
9	11:52:14.998	2:24.269	1:11.802	1:12.467
10	11:54:40.671	2:25.673	1:14.050	1:11.623
11	11:57:05.026	2:24.355	1:12.236	1:12.119

(472) Eric Jette

1	11:31:45.923			
2	11:34:26.023	2:40.100	1:24.462	1:15.638
3	11:36:57.443	2:31.420	1:17.865	1:13.555
4	11:39:25.990	2:28.547	1:16.851	1:11.696
5	11:41:54.958	2:28.968	1:15.976	1:12.992
6	11:44:27.238	2:32.280	1:17.821	1:14.459
7	11:47:00.818	2:33.580	1:17.829	1:15.751
8	11:49:35.818	2:35.000	1:20.509	1:14.491
9	11:52:09.845	2:34.027	1:18.435	1:15.592
10	11:54:44.646	2:34.801	1:18.178	1:16.623
11	11:57:20.793	2:36.147	1:21.673	1:14.474

(45) Pascal Jungmann

1	11:31:44.333			
2	11:34:13.273	2:28.940	1:18.375	1:10.565
3	11:37:44.952	3:31.679	1:13.171	2:18.508
4	11:40:07.490	2:22.538	1:12.055	1:10.483
5	11:42:27.236	2:19.746	1:11.285	1:08.461
6	11:44:48.831	2:21.595	1:12.004	1:09.591
7	11:47:20.357	2:31.526	1:14.865	1:16.661
8	11:49:53.215	2:32.858	1:21.146	1:11.712
9	11:52:22.805	2:29.590	1:13.880	1:15.710
10	11:54:51.987	2:29.182	1:16.246	1:12.936
11	11:57:22.650	2:30.663	1:17.025	1:13.638

(838) William Voxen Kleemann

1	11:31:45.634			
2	11:34:24.311	2:38.677	1:21.436	1:17.241
3	11:36:53.439	2:29.128	1:14.915	1:14.213
4	11:39:20.237	2:26.798	1:14.703	1:12.095
5	11:41:51.235	2:30.998	1:16.881	1:14.117
6	11:44:28.378	2:37.143	1:21.598	1:15.545
7	11:47:01.967	2:33.589	1:17.455	1:16.134
8	11:49:37.215	2:35.248	1:19.908	1:15.340
9	11:52:13.481	2:36.266	1:20.466	1:15.800

(411) Ryan De Beer

1	11:31:43.290			
2	11:34:12.015	2:28.725	1:15.252	1:13.473
3	11:36:55.588	2:43.573	1:30.559	1:13.014
4	11:39:23.645	2:28.057	1:14.195	1:13.862
5	11:41:53.949	2:30.304	1:17.582	1:12.722
6	11:44:23.356	2:29.407	1:14.758	1:14.649
7	11:47:17.530	2:54.174	1:17.513	1:36.661
8	11:50:00.298	2:42.768	1:25.090	1:17.678
9	11:52:45.610	2:45.312	1:25.824	1:19.488
10	11:55:32.590	2:46.980	1:26.187	1:20.793
11	11:58:19.685	2:47.095	1:24.967	1:22.128

(155) Tom Schroeder

1	11:31:43.724			
2	11:34:18.166	2:34.442	1:20.242	1:14.200
3	11:36:49.707	2:31.541	1:18.725	1:12.816
4	11:39:16.677	2:26.970	1:15.830	1:11.140
5	11:41:45.576	2:28.899	1:16.344	1:12.555
6	11:44:17.634	2:32.058	1:18.311	1:13.747
7	11:47:00.366	2:42.732	1:17.120	1:25.612
8	11:50:28.864	3:28.498	2:12.582	1:15.916
9	11:53:10.870	2:42.006	1:23.529	1:18.477
10	11:55:57.426	2:46.556	1:26.516	1:20.040
11	11:58:43.656	2:46.230	1:25.964	1:20.266

(437) Martin Venhoda

1	11:31:38.904			
2	11:34:05.372	2:26.468	1:13.294	1:13.174
3	11:36:27.905	2:22.533	1:12.190	1:10.343
4	11:39:07.724	2:39.819	1:12.709	1:27.110
5	11:41:32.673	2:24.949	1:12.966	1:11.983
6	11:44:01.308	2:28.635	1:14.877	1:13.758
7	11:46:33.225	2:31.917	1:14.337	1:17.580
8	11:49:00.862	2:27.637	1:13.917	1:13.720
9	11:51:26.578	2:25.716	1:13.199	1:12.517

(181) Roel van Ham

1	11:31:42.352			
2	11:34:14.933	2:32.581	1:18.181	1:14.400
3	11:37:02.119	2:47.186	1:33.529	1:13.657
4	11:39:35.443	2:33.324	1:18.931	1:14.393
5	11:53:13.770	13:38.327	1:20.165	12:18.162
6	11:57:19.088	4:05.318	1:49.516	2:15.802

(777) Tristan Lohmann

1	11:31:42.442			
2	11:34:12.262	2:29.820	1:17.353	1:12.467
3	11:36:37.544	2:25.282	1:14.024	1:11.258
4	11:40:04.308	3:26.764	2:09.286	1:17.478
5	11:42:43.113	2:38.805	1:22.803	1:16.002

(495) Josef Andersson

1	11:31:48.104			
2	11:34:22.672	2:34.568	1:19.959	1:14.609
3	11:36:50.756	2:28.084	1:14.544	1:13.540
4	11:39:15.829	2:25.073	1:13.620	1:11.453
5	11:43:51.208	4:35.379	2:04.353	2:31.026

Klasse 3 Junior Cup

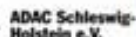
Tensfeld 1,850 Km

1. Race

17.07.2016 11:30

Race (20:00 and 2 Laps) started at 11:31:12

Competitors	Laps												
		1	2	3	4	5	6	7	8	9	10	11	12
Adam Kovacs (381)	1	381	381	381	651	651	651	651	651	651	651	651	651
Rene Hofer (11)	2	11	651	651	381	47	47	47	47	47	47	47	47
Maksim Kraev (710)	3	710	47	47	47	381	381	11	11	11	11	11	11
Elix Ruuth (59)	4	59	59	59	710	710	11	381	710	710	710	710	710
Martin Venhoda (437)	5	437	242	710	11	11	710	710	381	381	381	381	381
Petr Rathousky (99)	6	99	11	11	242	242	242	173	242	149	149	149	149
Meico Vettik (651)	7	651	710	242	149	149	173	242	149	173	173	173	173
Emil Jönrup (47)	8	47	58	149	59	173	149	149	173	7	592	592	592
Paul Bloy (252)	9	252	7	173	173	7	7	7	7	592	7	58	58
Nikita Kucherov (242)	10	242	149	7	7	59	59	592	592	58	58	7	105
Justin Trache (90)	11	90	173	437	527	58	592	58	58	527	105	105	7
Maks Mausser (173)	12	173	437	527	58	592	58	527	527	105	527	527	527
Maximilian Spies (7)	13	7	252	252	592	527	527	59	105	242	555	555	555
Lucas Adam (460)	14	460	527	58	252	252	105	105	555	555	242	242	242
Cameron Durow (58)	15	58	460	460	90	105	555	555	59	91	91	91	568
Erik Lange (336)	16	336	90	90	460	460	252	91	91	568	568	568	91
Andreas Krogh Jensen (527)	17	527	99	592	336	90	91	252	568	59	59	59	59
Roel van Ham (181)	18	181	336	336	105	555	460	568	460	460	410	410	410
Tristan Lohmann (777)	19	777	411	91	91	91	568	460	252	252	460	460	460
Jett Lawrence (149)	20	149	777	777	555	336	336	336	336	410	252	252	252
Radek Vetrovsky (535)	21	535	592	105	437	437	437	437	410	437	336	336	336
Ryan De Beer (411)	22	411	45	535	203	568	535	535	437	336	550	550	550
Axel Gustafsson (592)	23	592	91	203	535	203	203	203	535	550	203	203	
Tom Schroeder (155)	24	155	410	555	568	535	16	410	203	203	711	711	
Mike Gwerder (91)	25	91	181	177	16	16	550	550	550	711	99	99	
Max Thunecke (410)	26	410	535	16	177	550	711	16	16	16	16	177	
Max Palsson (568)	27	568	203	568	550	177	410	711	711	99	535	90	
Pascal Jungmann (45)	28	45	177	550	495	155	177	177	99	177	177	471	
Fynn Niklas Tornau (203)	29	203	155	155	155	711	155	99	177	535	471	16	
Rob van de Veerdonk (177)	30	177	105	495	838	410	99	471	471	471	90	535	



Int. ADAC MX Masters Tensfeld

Klasse 3 Junior Cup

Tensfeld 1,850 Km

2. Race

17.07.2016 15:05

Race (20:00 and 2 Laps) started at 15:08:47

Pos	No.	Name	FNM	Nat/Hometown	Trademark	Entrant / Team	Laps	Total Tm	Diff	Best Tm	In Lap	Points
1	58	Cameron Durow	MSA	RSA/ Pietermaritzburg	KTM	GRP Promo MX Team	12	26:30.280		2:18.726	4	25
2	710	Maksim Kraev	MFR	RUS/ Grünheide	KTM	GARIN MX TEAM	12	26:32.808	2.528	2:19.584	12	22
3	11	Rene Hofer	OeAMTC	AUT/ Alberndorf	KTM	MSC Imbach /Kini KTM Junior Pr	12	26:34.850	4.570	2:18.034	6	20
4	651	Meico Vettik	EMF	EST/ paide	KTM	KTM EST	12	26:49.098	18.818	2:18.283	3	18
5	149	Jett Lawrence	KNMV	AUS/ Apolda	KAWASAKI	Pfeil Kawasaki Monster energy	12	26:51.566	21.286	2:19.972	3	16
6	47	Emil Jönrup	SVEMO	SWE/ Varberg	KTM		12	27:04.449	34.169	2:21.664	6	15
7	105	Egert Pihlak	EMF	EST/ Tallinn	KTM	Motoextreme	12	27:06.071	35.791	2:22.648	4	14
8	555	Noel Nilsson	SVEMO	SWE/ Falkenberg	KTM		12	27:09.030	38.750	2:21.140	4	13
9	592	Axel Gustafsson	SVEMO	SWE/ Kågeröd	KTM		12	27:14.139	43.859	2:22.557	3	12
10	173	Maks Mausser	AMZS	SLO/ Trbovlje	KTM	Mitterböck Bridgestone Racing Te	12	27:35.509	1:05.229	2:24.912	5	11
11	381	Adam Kovacs	MAMS	HUN/ Racheve	KTM	Team HTS KTM by Mefo Sport Rz	12	27:48.090	1:17.810	2:26.081	6	10
12	568	Max Palsson	SVEMO	SWE/ Ljungbyhed	KTM		12	27:50.291	1:20.011	2:24.900	11	9
13	7	Maximilian Spies	DMSB	GER/ Ortrand	HUSQVARNA		12	27:54.253	1:23.973	2:24.728	6	8
14	91	Mike Gwerder	FMS	SUI/ Glattfelden	HUSQVARNA		12	28:00.175	1:29.895	2:27.656	11	7
15	527	Andreas Krogh Jensen	DMU	DEN/ Broager	KTM		12	28:05.495	1:35.215	2:26.676	6	6
16	45	Pascal Jungmann	DMSB	GER/ Wuppertal	KTM	KMP Honda Repsol Racing	12	28:15.836	1:45.556	2:28.231	4	5
17	242	Nikita Kucherov	MUL	RUS/ Balen	KAWASAKI	Monster Energy Kawasaki Elf Tea	12	28:26.834	1:56.554	2:26.421	7	4
18	90	Justin Trache	DMSB	GER/ Chemnitz	KTM	STC Racing	12	28:52.682	2:22.402	2:29.940	4	3
19	777	Tristan Lohmann	DMSB	GER/ 42929	HUSQVARNA		12	29:01.437	2:31.157	2:33.016	5	2
20	16	Simon Längenfelder	DMSB	GER/ Oberkotzau	HUSQVARNA	Pfeil Husqvarna Junior Team	12	29:28.014	2:57.734	2:28.247	3	1
21	336	Erik Lange	DMSB	GER/ Eggesin	KTM	Hermann MX Team	11	26:35.069	1 Lap	2:30.803	4	0
22	177	Rob van de Veerdonk	KNMV	NED/ Lith	KAWASAKI	HNR-GPR Promo MX Team	11	26:47.031	1 Lap	2:33.498	2	0
23	495	Josef Andersson	SVEMO	SWE/ 43237	KTM	SpeedGear Racing AB	11	26:49.719	1 Lap	2:32.133	4	0
24	252	Paul Bloy	DMSB	GER/ Biberach	SUZUKI	Motorrad Waldmann	11	26:55.695	1 Lap	2:33.700	2	0
25	550	Ben Hess	DMSB	GER/ Rösrath	HUSQVARNA		11	26:57.523	1 Lap	2:33.022	4	0
26	711	Leon Rehberg	DMSB	GER/ Bismark/ Altmark	KTM	Falcon Motorsports	11	26:59.625	1 Lap	2:34.404	5	0
27	460	Lucas Adam	FMB	BEL/ Warmfontaine	KAWASAKI	Monster Energy Kawasaki Elf Tea	11	27:19.801	1 Lap	2:35.834	4	0
28	838	William Voxen Kleem	DMU	DEN/ Tikøb	KTM	KTM Sarholz Racing Team	11	27:21.727	1 Lap	2:35.794	4	0
29	535	Radek Vetrovsky	ACCR	CZE/ Milin	KTM	KTM Diga Junior Racing Team	11	27:25.287	1 Lap	2:35.585	4	0
30	155	Tom Schroeder	DMSB	GER/ Roemstedt	KTM	Falcon Motorsports	11	27:34.065	1 Lap	2:34.418	4	0
31	203	Fynn Niklas Tornau	DMSB	GER/ Jahnschhof	KTM	BvZ Racing Team	11	27:41.325	1 Lap	2:34.460	3	0
32	472	Eric Jette	DMSB	GER/ 39326	KAWASAKI	MX Team Schadenberg	11	27:44.787	1 Lap	2:37.272	4	0
33	471	Peter König	DMSB	GER/ Eberswalde	KTM	ADAC Berlin/Brandenburg	11	27:53.796	1 Lap	2:35.925	5	0
34	59	Elix Ruuth	SVEMO	SWE/ Savar	KTM	NDMX	11	28:58.771	1 Lap	2:26.789	5	0
35	111	Maurice Tanz	DMSB	GER/ Kaltenwestheim	KTM	ADAC Hessen-Thüringen MX Mas	11	28:59.875	1 Lap	2:42.976	5	0
36	839	Victor Voxen Kleemai	DMU	DEN/ Tikøb	KTM	KTM Sarholz Racing Team	10	26:54.129	2 Laps	2:26.670	6	0
37	99	Petr Rathousky	ACCR	CZE/ Praha 9	KTM		10	29:14.446	2 Laps	2:43.123	5	0
38	410	Max Thunecke	DMSB	GER/ Kalbe/Milde OT Alt	KTM	KTM Kosak Racing Team	6	17:05.239	6 Laps	2:23.663	6	0
39	437	Martin Venhoda	ACCR	CZE/ Prague	KTM	Team Motokrosova Skola CZ	3	6:00.761	9 Laps	2:39.787	3	0

Announcements

These results are provisional until the conclusion of any judicial and technical matters!

Weather: cloudy 18 degrees, dry track

#381 holeshot

Vorsprung	Ø km/h	Beste Rundenzeit	km/h	Beste Runde von
2.528	50,255	2:18.034	48,249	11 - Rene Hofer

Official Timing www.camp-company.de / www.motorsport-events.se

Orbits

Timekeeping Steffen Kirchhof:

Clerk of the course Frank-Peter Trampenau:

Jury President Olaf Noack:

Reg. Nr MX 24/16

www.mylaps.com

Licensed to: Camp Company

Printed: 17.07.2016 15:38:32

posted at:

h



ADAC Schleswig-Holstein e.V.



Int. ADAC MX Masters Tensfeld

Klasse 3 Junior Cup

Tensfeld 1,850 Km

2. Race

17.07.2016 15:05**Race (20:00 and 2 Laps) started at 15:08:47**

Runde	Tageszeit	Rundenzeit	S1 Zeit	S2 Zeit	Runde	Tageszeit	Rundenzeit	S1 Zeit	S2 Zeit
(58) Cameron Durow					9	15:28:17.373	2:28.551	1:15.346	1:13.205
1	15:09:15.215				10	15:30:43.683	2:26.310	1:13.186	1:13.124
2	15:11:37.304	2:22.089	1:11.215	1:10.874	11	15:33:09.656	2:25.973	1:11.691	1:14.282
3	15:13:57.574	2:20.270	1:09.392	1:10.878	12	15:35:38.707	2:29.051	1:15.563	1:13.488
4	15:16:16.300	2:18.726	1:09.148	1:09.578	(47) Emil Jönrup				
5	15:18:35.319	2:19.019	1:08.307	1:10.712	1	15:09:26.725			
6	15:20:54.418	2:19.099	1:08.604	1:10.495	2	15:11:55.666	2:28.941	1:15.651	1:13.290
7	15:23:14.530	2:20.112	1:08.864	1:11.248	3	15:14:21.286	2:25.620	1:12.874	1:12.746
8	15:25:36.604	2:22.074	1:10.720	1:11.354	4	15:16:43.819	2:22.533	1:11.195	1:11.338
9	15:28:00.407	2:23.803	1:10.949	1:12.854	5	15:19:07.112	2:23.293	1:11.104	1:12.189
10	15:30:25.560	2:25.153	1:11.160	1:13.993	6	15:21:28.776	2:21.664	1:10.520	1:11.144
11	15:32:51.486	2:25.926	1:11.999	1:13.927	7	15:23:52.558	2:23.782	1:11.449	1:12.333
12	15:35:17.421	2:25.935	1:12.772	1:13.163	8	15:26:16.666	2:24.108	1:11.569	1:12.539
(710) Maksim Kraev					9	15:28:40.621	2:23.955	1:11.113	1:12.842
1	15:09:12.494				10	15:31:04.552	2:23.931	1:11.452	1:12.479
2	15:11:32.741	2:20.247	1:10.315	1:09.932	11	15:33:28.213	2:23.661	1:11.029	1:12.632
3	15:13:53.477	2:20.736	1:11.428	1:09.308	12	15:35:51.590	2:23.377	1:10.909	1:12.468
4	15:16:14.429	2:20.952	1:10.557	1:10.395	(105) Egert Pihlak				
5	15:18:36.871	2:22.442	1:10.714	1:11.728	1	15:09:11.062			
6	15:20:57.844	2:20.973	1:10.211	1:10.762	2	15:11:34.361	2:23.299	1:11.293	1:12.006
7	15:23:21.324	2:23.480	1:11.799	1:11.681	3	15:13:57.388	2:23.027	1:12.103	1:10.924
8	15:25:45.289	2:23.965	1:11.628	1:12.337	4	15:16:20.036	2:22.648	1:12.087	1:10.561
9	15:28:08.851	2:23.562	1:11.185	1:12.377	5	15:18:44.690	2:24.654	1:12.591	1:12.063
10	15:30:34.404	2:25.553	1:12.377	1:13.176	6	15:21:09.010	2:24.320	1:11.671	1:12.649
11	15:33:00.365	2:25.961	1:12.570	1:13.391	7	15:23:32.665	2:23.655	1:12.151	1:11.504
12	15:35:19.949	2:19.584	1:09.598	1:09.986	8	15:26:00.189	2:27.524	1:13.905	1:13.619
(11) Rene Hofer					9	15:28:29.079	2:28.890	1:14.584	1:14.306
1	15:09:22.143				10	15:30:57.601	2:28.522	1:13.783	1:14.739
2	15:11:47.346	2:25.203	1:13.450	1:11.753	11	15:33:26.552	2:28.951	1:13.947	1:15.004
3	15:14:16.591	2:29.245	1:09.565	1:19.680	12	15:35:53.212	2:26.660	1:13.445	1:13.215
4	15:16:35.641	2:19.050	1:09.164	1:09.886	(555) Noel Nilsson				
5	15:18:56.003	2:20.362	1:10.038	1:10.324	1	15:09:13.790			
6	15:21:14.037	2:18.034	1:09.450	1:08.584	2	15:11:38.717	2:24.927	1:13.365	1:11.562
7	15:23:45.252	2:31.215	1:21.338	1:09.877	3	15:14:00.547	2:21.830	1:11.419	1:10.411
8	15:26:05.739	2:20.487	1:09.556	1:10.931	4	15:16:21.687	2:21.140	1:10.735	1:10.405
9	15:28:25.415	2:19.676	1:09.175	1:10.501	5	15:18:46.452	2:24.765	1:12.651	1:12.114
10	15:30:44.935	2:19.520	1:08.750	1:10.770	6	15:21:10.171	2:23.719	1:10.560	1:13.159
11	15:33:03.575	2:18.640	1:08.874	1:09.766	7	15:23:34.539	2:24.368	1:11.548	1:12.820
12	15:35:21.991	2:18.416	1:08.047	1:10.369	8	15:25:58.285	2:23.746	1:11.146	1:12.600
(651) Meico Vettik					9	15:28:23.868	2:25.583	1:12.199	1:13.384
1	15:09:20.147				10	15:30:47.754	2:23.886	1:11.280	1:12.606
2	15:11:47.819	2:27.672	1:15.991	1:11.681	11	15:33:12.856	2:25.102	1:11.287	1:13.815
3	15:14:06.102	2:18.283	1:09.559	1:08.724	12	15:35:56.171	2:43.315	1:23.715	1:19.600
4	15:16:24.457	2:18.355	1:09.285	1:09.070	(592) Axel Gustafsson				
5	15:18:42.783	2:18.326	1:08.344	1:09.982	1	15:09:14.696			
6	15:21:13.218	2:30.435	1:09.125	1:21.310	2	15:11:39.747	2:25.051	1:13.326	1:11.725
7	15:23:33.293	2:20.075	1:09.226	1:10.849	3	15:14:02.304	2:22.557	1:12.217	1:10.340
8	15:25:57.122	2:23.829	1:11.242	1:12.587	4	15:16:26.110	2:23.806	1:11.254	1:12.552
9	15:28:28.177	2:31.055	1:08.790	1:22.265	5	15:18:49.808	2:23.698	1:12.481	1:11.217
10	15:30:50.855	2:22.678	1:09.887	1:12.791	6	15:21:14.125	2:24.317	1:12.070	1:12.247
11	15:33:11.459	2:20.604	1:09.792	1:10.812	7	15:23:39.733	2:25.608	1:13.279	1:12.329
12	15:35:36.239	2:24.780	1:10.438	1:14.342	8	15:26:07.334	2:27.601	1:13.404	1:14.197
(149) Jett Lawrence					9	15:28:35.046	2:27.712	1:12.018	1:15.694
1	15:09:12.091				10	15:31:00.518	2:25.472	1:12.801	1:12.671
2	15:11:35.492	2:23.401	1:12.157	1:11.244	11	15:33:30.534	2:30.016	1:13.586	1:16.430
3	15:13:55.464	2:19.972	1:10.121	1:09.851	12	15:36:01.280	2:30.746	1:15.331	1:15.415
4	15:16:15.559	2:20.095	1:10.104	1:09.991	(173) Maks Mausser				
5	15:18:37.541	2:21.982	1:10.810	1:11.172	1	15:09:18.147			
6	15:21:01.433	2:23.892	1:12.066	1:11.826	2	15:11:51.776	2:33.629	1:20.374	1:13.255
7	15:23:24.514	2:23.081	1:11.803	1:11.278	3	15:14:18.914	2:27.138	1:13.947	1:13.191
8	15:25:48.822	2:24.308	1:11.747	1:12.561	4	15:16:44.690	2:25.776	1:13.035	1:12.741



ADAC Schleswig-Holstein e.V.



Int. ADAC MX Masters Tensfeld

Klasse 3 Junior Cup

Tensfeld 1,850 Km

2. Race

17.07.2016 15:05

Race (20:00 and 2 Laps) started at 15:08:47

Runde	Tageszeit	Rundenzeit	S1 Zeit	S2 Zeit	Runde	Tageszeit	Rundenzeit	S1 Zeit	S2 Zeit
5	15:19:09.602	2:24.912	1:11.641	1:13.271	1	15:09:16.839			
6	15:21:35.331	2:25.729	1:13.187	1:12.542	2	15:11:50.680	2:33.841	1:18.640	1:15.201
7	15:24:02.848	2:27.517	1:13.493	1:14.024	3	15:14:20.919	2:30.239	1:16.756	1:13.483
8	15:26:30.640	2:27.792	1:12.925	1:14.867	4	15:16:47.835	2:26.916	1:14.540	1:12.376
9	15:28:57.196	2:26.556	1:12.303	1:14.253	5	15:19:16.096	2:28.261	1:14.743	1:13.518
10	15:31:24.283	2:27.087	1:13.421	1:13.666	6	15:21:42.772	2:26.676	1:13.965	1:12.711
11	15:33:53.544	2:29.261	1:13.396	1:15.865	7	15:24:10.995	2:28.223	1:15.337	1:12.886
12	15:36:22.650	2:29.106	1:13.705	1:15.401	8	15:26:39.582	2:28.587	1:13.983	1:14.604

(381) Adam Kovacs

1	15:09:30.428			
2	15:12:02.997	2:32.569	1:15.162	1:17.407
3	15:14:31.290	2:28.293	1:16.278	1:12.015
4	15:16:58.624	2:27.334	1:14.387	1:12.947
5	15:19:25.384	2:26.760	1:13.674	1:13.086
6	15:21:51.465	2:26.081	1:12.622	1:13.459
7	15:24:18.647	2:27.182	1:13.678	1:13.504
8	15:26:48.403	2:29.756	1:15.283	1:14.473
9	15:29:16.556	2:28.153	1:14.409	1:13.744
10	15:31:42.900	2:26.344	1:12.824	1:13.520
11	15:34:09.033	2:26.133	1:13.188	1:12.945
12	15:36:35.231	2:26.198	1:12.911	1:13.287

(568) Max Palsson

1	15:09:18.797			
2	15:11:58.013	2:39.216	1:22.837	1:16.379
3	15:14:29.446	2:31.433	1:16.421	1:15.012
4	15:16:57.559	2:28.113	1:13.943	1:14.170
5	15:19:25.174	2:27.615	1:13.388	1:14.227
6	15:21:57.676	2:32.502	1:16.505	1:15.997
7	15:24:26.121	2:28.445	1:17.186	1:11.259
8	15:26:52.162	2:26.041	1:13.178	1:12.863
9	15:29:17.786	2:25.624	1:13.536	1:12.088
10	15:31:45.214	2:27.428	1:12.824	1:14.604
11	15:34:10.114	2:24.900	1:12.245	1:12.655
12	15:36:37.432	2:27.318	1:13.329	1:13.989

(7) Maximilian Spies

1	15:09:24.072			
2	15:11:56.943	2:32.871	1:17.830	1:15.041
3	15:14:23.706	2:26.763	1:14.033	1:12.730
4	15:16:56.759	2:33.053	1:13.132	1:19.921
5	15:19:22.700	2:25.941	1:12.782	1:13.159
6	15:21:47.428	2:24.728	1:12.776	1:11.952
7	15:24:12.358	2:24.930	1:13.184	1:11.746
8	15:26:38.526	2:26.168	1:13.735	1:12.433
9	15:29:08.378	2:29.852	1:15.125	1:14.727
10	15:31:43.530	2:35.152	1:19.007	1:16.145
11	15:34:15.372	2:31.842	1:18.667	1:13.175
12	15:36:41.394	2:26.022	1:12.343	1:13.679

(91) Mike Gwerder

1	15:09:15.506			
2	15:11:50.013	2:34.507	1:18.767	1:15.740
3	15:14:24.620	2:34.607	1:18.150	1:16.457
4	15:16:53.559	2:28.939	1:14.885	1:14.054
5	15:19:21.453	2:27.894	1:13.678	1:14.216
6	15:21:50.040	2:28.587	1:15.605	1:12.982
7	15:24:20.577	2:30.537	1:14.477	1:16.060
8	15:26:49.117	2:28.540	1:14.212	1:14.328
9	15:29:19.641	2:30.524	1:14.464	1:16.060
10	15:31:48.520	2:28.879	1:14.139	1:14.740
11	15:34:16.176	2:27.656	1:13.434	1:14.222
12	15:36:47.316	2:31.140	1:13.257	1:17.883

(527) Andreas Krogh Jensen

1	15:09:16.134			
2	15:11:53.398	2:37.264	1:21.370	1:15.894
3	15:14:28.283	2:34.885	1:18.709	1:16.176
4	15:17:01.356	2:33.073	1:16.515	1:16.558
5	15:19:34.372	2:33.016	1:16.392	1:16.624
6	15:22:09.620	2:35.248	1:18.614	1:16.634
7	15:24:43.502	2:33.882	1:17.239	1:16.643
8	15:27:18.029	2:34.527	1:16.892	1:17.635
9	15:29:55.489	2:37.460	1:17.665	1:19.795
10	15:32:31.223	2:35.734	1:17.967	1:17.767

(45) Pascal Jungmann

1	15:09:19.452			
2	15:11:52.024	2:32.572	1:19.902	1:12.670
3	15:14:23.299	2:31.275	1:17.145	1:14.130
4	15:16:51.530	2:28.231	1:14.409	1:13.822
5	15:19:24.491	2:32.961	1:17.563	1:15.398
6	15:21:56.222	2:31.731	1:15.861	1:15.870
7	15:24:25.067	2:28.845	1:16.239	1:12.606
8	15:26:55.605	2:30.538	1:15.946	1:14.592
9	15:29:26.442	2:30.837	1:14.848	1:15.989
10	15:31:56.518	2:30.076	1:14.925	1:15.151
11	15:34:29.161	2:32.643	1:16.302	1:16.341
12	15:37:02.977	2:33.816	1:17.051	1:16.765

(242) Nikita Kucherov

1	15:09:15.810			
2	15:11:48.057	2:32.247	1:17.667	1:14.580
3	15:14:30.478	2:42.421	1:30.771	1:11.650
4	15:17:00.039	2:29.561	1:14.976	1:14.585
5	15:19:26.740	2:26.701	1:14.390	1:12.311
6	15:21:57.937	2:31.197	1:13.825	1:17.372
7	15:24:24.358	2:26.421	1:13.409	1:13.012
8	15:26:54.381	2:30.023	1:15.606	1:14.417
9	15:29:24.338	2:29.957	1:13.982	1:15.975
10	15:32:11.664	2:47.326	1:13.568	1:33.758
11	15:34:41.486	2:29.822	1:15.375	1:14.447
12	15:37:13.975	2:32.489	1:16.909	1:15.580

(90) Justin Trache

1	15:09:14.992			
2	15:11:45.293	2:30.301	1:15.423	1:14.878
3	15:14:16.806	2:31.513	1:15.373	1:16.140
4	15:16:46.746	2:29.940	1:15.376	1:14.564
5	15:19:18.690	2:31.944	1:16.267	1:15.677
6	15:21:49.004	2:30.314	1:15.766	1:14.548
7	15:24:20.108	2:31.104	1:14.901	1:16.203
8	15:27:08.773	2:48.665	1:17.016	1:31.649
9	15:29:51.015	2:42.242	1:19.834	1:22.408
10	15:32:28.827	2:37.812	1:19.251	1:18.561
11	15:35:05.581	2:36.754	1:19.259	1:17.495
12	15:37:39.823	2:34.242	1:16.344	1:17.898

(777) Tristan Lohmann

1	15:09:16.134			
2	15:11:53.398	2:37.264	1:21.370	1:15.894
3	15:14:28.283	2:34.885	1:18.709	1:16.176
4	15:17:01.356	2:33.073	1:16.515	1:16.558
5	15:19:34.372	2:33.016	1:16.392	1:16.624
6	15:22:09.620	2:35.248	1:18.614	1:16.634
7	15:24:43.502	2:33.882	1:17.239	1:16.643
8	15:27:18.029	2:34.527	1:16.892	1:17.635
9	15:29:55.489	2:37.460	1:17.665	1:19.795
10	15:32:31.223	2:35.734	1:17.967	1:17.767

Official Timing www.camp-company.de / www.motorsport-events.se

Orbits

Timekeeping Steffen Kirchhof:

Clerk of the course Frank-Peter Trampenau:

Jury President Olaf Noack:

Reg. Nr MX 24/16

www.mylaps.com

Licensed to: Camp Company

Printed: 17.07.2016 15:39:50

posted at:

h

Page 2/4



ADAC Schleswig-Holstein e.V.



Int. ADAC MX Masters Tensfeld

Klasse 3 Junior Cup

Tensfeld 1,850 Km

2. Race

17.07.2016 15:05

Race (20:00 and 2 Laps) started at 15:08:47

Runde	Tageszeit	Rundenzeit	S1 Zeit	S2 Zeit	Runde	Tageszeit	Rundenzeit	S1 Zeit	S2 Zeit
11	15:35:07.396	2:36.173	1:17.422	1:18.751	10	15:33:00.803	2:36.621	1:18.099	1:18.522
12	15:37:48.578	2:41.182	1:19.389	1:21.793	11	15:35:42.836	2:42.033	1:22.290	1:19.743

(16) Simon Längenfelder

1	15:09:12.956			
2	15:11:42.530	2:29.574	1:15.890	1:13.684
3	15:14:10.777	2:28.247	1:14.147	1:14.100
4	15:16:43.594	2:32.817	1:17.595	1:15.222
5	15:19:20.598	2:37.004	1:18.012	1:18.992
6	15:21:57.268	2:36.670	1:18.556	1:18.114
7	15:24:35.135	2:37.867	1:20.600	1:17.267
8	15:27:10.162	2:35.027	1:17.833	1:17.194
9	15:29:57.717	2:47.555	1:17.264	1:30.291
10	15:32:35.360	2:37.643	1:19.130	1:18.513
11	15:35:15.777	2:40.417	1:19.604	1:20.813
12	15:38:15.155	2:59.378	1:29.765	1:29.613

(550) Ben Hess

1	15:09:17.922			
2	15:12:00.572	2:42.650	1:25.464	1:17.186
3	15:14:36.537	2:35.965	1:19.925	1:16.040
4	15:17:09.559	2:33.022	1:17.118	1:15.904
5	15:19:49.150	2:39.591	1:18.486	1:21.105
6	15:22:26.707	2:37.557	1:18.586	1:18.971
7	15:25:04.817	2:38.110	1:20.285	1:17.825
8	15:27:43.121	2:38.304	1:20.289	1:18.015
9	15:30:23.337	2:40.216	1:20.205	1:20.011
10	15:33:02.643	2:39.306	1:19.773	1:19.533
11	15:35:44.664	2:42.021	1:22.231	1:19.790

(336) Erik Lange

1	15:09:16.135			
2	15:12:02.815	2:46.680	1:28.864	1:17.816
3	15:14:35.243	2:32.428	1:18.412	1:14.016
4	15:17:06.046	2:30.803	1:16.387	1:14.416
5	15:19:41.153	2:35.107	1:19.164	1:15.943
6	15:22:16.546	2:35.393	1:19.083	1:16.310
7	15:24:53.100	2:36.554	1:18.774	1:17.780
8	15:27:29.150	2:36.050	1:19.462	1:16.588
9	15:30:04.854	2:35.704	1:18.206	1:17.498
10	15:32:42.908	2:38.054	1:19.586	1:18.468
11	15:35:22.210	2:39.302	1:19.713	1:19.589

(711) Leon Rehberg

1	15:09:21.852			
2	15:12:06.588	2:44.736	1:25.831	1:18.905
3	15:14:49.032	2:42.444	1:18.967	1:23.477
4	15:17:25.073	2:36.041	1:19.136	1:16.905
5	15:19:59.477	2:34.404	1:17.219	1:17.185
6	15:22:35.740	2:36.263	1:18.540	1:17.723
7	15:25:12.221	2:36.481	1:19.256	1:17.225
8	15:27:50.782	2:38.561	1:19.496	1:19.065
9	15:30:32.304	2:41.522	1:21.605	1:19.917
10	15:33:08.804	2:36.500	1:20.312	1:16.188
11	15:35:46.766	2:37.962	1:19.747	1:18.215

(177) Rob van de Veerdonk

1	15:09:15.681			
2	15:11:49.179	2:33.498	1:18.854	1:14.644
3	15:14:23.264	2:34.085	1:17.436	1:16.649
4	15:16:58.471	2:35.207	1:18.638	1:16.569
5	15:19:33.765	2:35.294	1:19.127	1:16.167
6	15:22:10.735	2:36.970	1:19.937	1:17.033
7	15:24:50.334	2:39.599	1:19.084	1:20.515
8	15:27:30.642	2:40.308	1:20.992	1:19.316
9	15:30:09.910	2:39.268	1:20.195	1:19.073
10	15:32:50.054	2:40.144	1:20.811	1:19.333
11	15:35:34.172	2:44.118	1:22.471	1:21.647

(460) Lucas Adam

1	15:09:17.079			
2	15:12:00.073	2:42.994	1:22.204	1:20.790
3	15:14:38.295	2:38.222	1:22.170	1:16.052
4	15:17:14.129	2:35.834	1:19.213	1:16.621
5	15:19:51.695	2:37.566	1:18.545	1:19.021
6	15:22:47.679	2:55.984	1:19.367	1:36.617
7	15:25:27.096	2:39.417	1:20.861	1:18.556
8	15:28:05.823	2:38.727	1:19.734	1:18.993
9	15:30:43.645	2:37.822	1:19.855	1:17.967
10	15:33:25.784	2:42.139	1:20.093	1:22.046
11	15:36:06.942	2:41.158	1:21.755	1:19.403

(495) Josef Andersson

1	15:09:23.644			
2	15:12:04.030	2:40.386	1:20.747	1:19.639
3	15:14:38.399	2:34.369	1:18.679	1:15.690
4	15:17:10.532	2:32.133	1:17.276	1:14.857
5	15:19:50.184	2:39.652	1:18.494	1:21.158
6	15:22:24.035	2:33.851	1:18.563	1:15.288
7	15:25:00.097	2:36.062	1:18.779	1:17.283
8	15:27:36.495	2:36.398	1:18.700	1:17.698
9	15:30:25.019	2:48.524	1:19.166	1:29.358
10	15:33:03.402	2:38.383	1:19.826	1:18.557
11	15:35:36.860	2:33.458	1:17.684	1:15.774

(838) William Voxen Kleemann

1	15:09:22.942			
2	15:12:09.227	2:46.285	1:26.651	1:19.634
3	15:14:48.475	2:39.248	1:21.141	1:18.107
4	15:17:24.269	2:35.794	1:18.787	1:17.007
5	15:20:04.161	2:39.892	1:20.809	1:19.083
6	15:22:43.447	2:39.286	1:19.910	1:19.376
7	15:25:22.783	2:39.336	1:20.039	1:19.297
8	15:28:04.090	2:41.307	1:21.145	1:20.162
9	15:30:45.444	2:41.354	1:20.511	1:20.843
10	15:33:27.920	2:42.476	1:21.118	1:21.358
11	15:36:08.868	2:40.948	1:20.354	1:20.594

(252) Paul Bloy

1	15:09:13.680			
2	15:11:47.380	2:33.700	1:18.735	1:14.965
3	15:14:25.786	2:38.406	1:19.735	1:18.671
4	15:17:03.406	2:37.620	1:18.767	1:18.853
5	15:19:37.373	2:33.967	1:17.333	1:16.634
6	15:22:14.607	2:37.234	1:18.673	1:18.561
7	15:25:11.299	2:56.692	1:42.049	1:14.643
8	15:27:47.994	2:36.695	1:18.777	1:17.918
9	15:30:24.182	2:36.188	1:17.791	1:18.397

(535) Radek Vetrovsky

1	15:09:18.550			
2	15:12:02.527	2:43.977	1:24.828	1:19.149
3	15:14:41.249	2:38.722	1:21.581	1:17.141
4	15:17:16.834	2:35.585	1:19.114	1:16.471
5	15:20:04.519	2:47.685	1:17.992	1:29.693
6	15:22:40.903	2:36.384	1:18.086	1:18.298
7	15:25:21.539	2:40.636	1:20.101	1:20.535
8	15:28:03.013	2:41.474	1:21.774	1:19.700
9	15:30:47.585	2:44.572	1:23.742	1:20.830
10	15:33:30.411	2:42.826	1:22.304	1:20.522



ADAC Schleswig-Holstein e.V.



Int. ADAC MX Masters Tensfeld

Klasse 3 Junior Cup

Tensfeld 1,850 Km

2. Race

17.07.2016 15:05

Race (20:00 and 2 Laps) started at 15:08:47

Runde	Tageszeit	Rundenzeit	S1 Zeit	S2 Zeit	Runde	Tageszeit	Rundenzeit	S1 Zeit	S2 Zeit
11	15:36:12.428	2:42.017	1:20.830	1:21.187	(111) Maurice Tanz				
(155) Tom Schroeder					1	15:09:21.496			
1	15:09:17.666				2	15:12:10.345	2:48.849	1:28.970	1:19.879
2	15:12:01.459	2:43.793	1:23.483	1:20.310	3	15:14:53.433	2:43.088	1:23.542	1:19.546
3	15:14:43.673	2:42.214	1:23.072	1:19.142	4	15:17:36.966	2:43.533	1:24.219	1:19.314
4	15:17:18.091	2:34.418	1:18.197	1:16.221	5	15:20:19.942	2:42.976	1:23.000	1:19.976
5	15:19:56.477	2:38.386	1:20.003	1:18.383	6	15:23:06.242	2:46.300	1:22.709	1:23.591
6	15:22:39.354	2:42.877	1:23.884	1:18.993	7	15:25:58.498	2:52.256	1:26.495	1:25.761
7	15:25:20.426	2:41.072	1:22.724	1:18.348	8	15:28:49.934	2:51.436	1:26.423	1:25.013
8	15:27:59.233	2:38.807	1:20.562	1:18.245	9	15:31:38.892	2:48.958	1:27.575	1:21.383
9	15:30:39.863	2:40.630	1:22.111	1:18.519	10	15:34:30.905	2:52.013	1:27.994	1:24.019
10	15:33:32.737	2:52.874	1:28.261	1:24.613	11	15:37:47.016	3:16.111	1:27.022	1:49.089
11	15:36:21.206	2:48.469	1:26.356	1:22.113	(839) Victor Voxen Kleemann				
(203) Fynn Niklas Tornau					1	15:09:17.337			
1	15:09:17.578				2	15:11:55.228	2:37.891	1:22.578	1:15.313
2	15:11:54.477	2:36.899	1:20.498	1:16.401	3	15:14:26.595	2:31.367	1:17.416	1:13.951
3	15:14:28.937	2:34.460	1:19.177	1:15.283	4	15:17:01.627	2:35.032	1:16.021	1:19.011
4	15:17:15.071	2:46.134	1:29.780	1:16.354	5	15:20:35.222	3:33.595	1:41.298	1:52.297
5	15:20:07.087	2:52.016	1:18.915	1:33.101	6	15:23:01.892	2:26.670	1:14.484	1:12.186
6	15:22:44.327	2:37.240	1:19.646	1:17.594	7	15:26:05.439	3:03.547	1:28.855	1:34.692
7	15:25:42.379	2:58.052	1:19.830	1:38.222	8	15:28:43.126	2:37.687	1:23.564	1:14.123
8	15:28:23.403	2:41.024	1:20.943	1:20.081	9	15:31:22.243	2:39.117	1:22.970	1:16.147
9	15:31:04.642	2:41.239	1:21.958	1:19.281	10	15:35:41.270	4:19.027	1:27.315	2:51.712
10	15:33:45.719	2:41.077	1:21.455	1:19.622	(99) Petr Rathousky				
11	15:36:28.466	2:42.747	1:21.022	1:21.725	1	15:09:14.541			
(472) Eric Jette					2	15:11:59.488	2:44.947	1:22.822	1:22.125
1	15:09:20.907				3	15:15:20.131	3:20.643	1:23.801	1:56.842
2	15:12:07.778	2:46.871	1:25.685	1:21.186	4	15:19:30.033	4:09.902	1:37.326	2:32.576
3	15:14:49.829	2:42.051	1:21.790	1:20.261	5	15:22:13.156	2:43.123	1:21.091	1:22.032
4	15:17:27.101	2:37.272	1:21.592	1:15.680	6	15:25:03.696	2:50.540	1:26.598	1:23.942
5	15:20:05.442	2:38.341	1:19.250	1:19.091	7	15:28:40.568	3:36.872	2:07.878	1:28.994
6	15:22:45.752	2:40.310	1:20.502	1:19.808	8	15:31:48.236	3:07.668	1:34.268	1:33.400
7	15:25:29.047	2:43.295	1:21.180	1:22.115	9	15:34:54.276	3:06.040	1:35.566	1:30.474
8	15:28:21.624	2:52.577	1:25.884	1:26.693	10	15:38:01.587	3:07.311	1:35.142	1:32.169
9	15:31:06.543	2:44.919	1:24.408	1:20.511	(410) Max Thunecke				
10	15:33:48.549	2:42.006	1:22.124	1:19.882	1	15:09:20.540			
11	15:36:31.928	2:43.379	1:23.980	1:19.399	2	15:16:03.050	6:42.510	1:26.628	5:15.882
(471) Peter König					3	15:18:31.634	2:28.584	1:12.021	1:16.563
1	15:09:19.958				4	15:21:00.498	2:28.864	1:13.590	1:15.274
2	15:12:05.667	2:45.709	1:24.206	1:21.503	5	15:23:28.717	2:28.219	1:14.484	1:13.735
3	15:15:04.988	2:59.321	1:41.303	1:18.018	6	15:25:52.380	2:23.663	1:11.752	1:11.911
4	15:17:42.860	2:37.872	1:20.262	1:17.610	(437) Martin Venhoda				
5	15:20:18.785	2:35.925	1:19.392	1:16.533	1	15:09:25.735			
6	15:22:57.133	2:38.348	1:19.272	1:19.076	2	15:12:08.115	2:42.380	1:23.399	1:18.981
7	15:25:41.449	2:44.316	1:24.299	1:20.017	3	15:14:47.902	2:39.787	1:20.214	1:19.573
8	15:28:28.098	2:46.649	1:22.123	1:24.526	(59) Elix Ruuth				
9	15:31:15.109	2:47.011	1:25.414	1:21.597	1	15:09:19.444			
10	15:33:58.347	2:43.238	1:22.307	1:20.931	2	15:11:56.596	2:37.152	1:21.114	1:16.038
11	15:36:40.937	2:42.590	1:20.342	1:22.248	3	15:14:26.286	2:29.690	1:14.844	1:14.846
(59) Elix Ruuth					4	15:16:56.630	2:30.344	1:15.012	1:15.332
1	15:09:19.444				5	15:19:23.419	2:26.789	1:14.568	1:14.568
2	15:11:56.596	2:37.152	1:21.114	1:16.038	6	15:21:52.626	2:29.207	1:14.708	1:14.499
3	15:14:26.286	2:29.690	1:14.844	1:14.846	7	15:24:23.795	2:31.169	1:14.552	1:16.617
4	15:16:56.630	2:30.344	1:15.012	1:15.332	8	15:27:07.187	2:43.392	1:13.180	1:30.212
5	15:19:23.419	2:26.789	1:12.221	1:14.568	9	15:31:13.747	4:06.560	1:15.374	2:51.186
6	15:21:52.626	2:29.207	1:14.708	1:14.499	10	15:34:48.597	3:34.850	1:45.752	1:49.098
7	15:24:23.795	2:31.169	1:14.552	1:16.617	11	15:37:45.912	2:57.315	1:30.181	1:27.134
8	15:27:07.187	2:43.392	1:13.180	1:30.212					
9	15:31:13.747	4:06.560	1:15.374	2:51.186					
10	15:34:48.597	3:34.850	1:45.752	1:49.098					
11	15:37:45.912	2:57.315	1:30.181	1:27.134					

Official Timing www.camp-company.de / www.motorsport-events.se

Orbits

Timekeeping Steffen Kirchhof:

Clerk of the course Frank-Peter Trampenau:

Jury President Olaf Noack:

Reg. Nr MX 24/16

www.mylaps.com

Licensed to: Camp Company

Printed: 17.07.2016 15:39:50

posted at:

h

Page 4/4

Int. ADAC MX Masters Tensfeld

Lapchart

Klasse 3 Junior Cup

Tensfeld 1,850 Km

2. Race

17.07.2016 15:05

Race (20:00 and 2 Laps) started at 15:08:47

Competitors	Laps												
		1	2	3	4	5	6	7	8	9	10	11	12
Egert Pihlak (105)	1	105	710	710	710	58	58	58	58	58	58	58	58
Jett Lawrence (149)	2	149	105	149	149	710	710	710	710	710	710	710	710
Maksim Kraev (710)	3	710	149	105	58	149	149	149	149	149	11	11	
Simon Längenfelder (16)	4	16	58	58	105	651	105	105	651	555	11	149	651
Paul Bloy (252)	5	252	555	555	555	105	555	651	555	11	555	651	149
Noel Nilsson (555)	6	555	592	592	651	555	651	555	105	651	651	555	47
Petr Rathousky (99)	7	99	16	651	592	592	11	592	11	105	105	105	105
Axel Gustafsson (592)	8	592	90	16	11	11	592	11	592	592	592	47	555
Justin Trache (90)	9	90	11	11	16	47	47	47	47	47	47	592	592
Cameron Durow (58)	10	58	252	90	47	173	173	173	173	173	173	173	173
Mike Gwerder (91)	11	91	651	173	173	527	527	527	7	7	381	381	381
Rob van de Veerdonk (177)	12	177	242	527	90	90	7	7	527	381	7	568	568
Nikita Kucherov (242)	13	242	177	47	527	16	90	381	381	568	568	7	7
Tristan Lohmann (777)	14	777	91	177	45	91	91	90	91	91	91	91	91
Erik Lange (336)	15	336	527	45	91	7	381	91	568	527	527	527	527
Andreas Krogh Jensen (527)	16	527	173	7	59	59	59	59	242	242	45	45	45
Lucas Adam (460)	17	460	45	91	7	45	45	242	45	45	242	242	242
Victor Voxen Kleemann (839)	18	839	777	252	568	568	16	45	59	90	90	90	90
Fynn Niklas Tornau (203)	19	203	203	59	177	381	568	568	90	777	777	777	777
Tom Schroeder (155)	20	155	839	839	381	242	242	16	16	16	16	16	16
Ben Hess (550)	21	550	47	777	242	177	777	777	777	336	336	336	
Maks Mausser (173)	22	173	59	203	777	777	177	177	336	177	177	177	
Radek Vetrovsky (535)	23	535	7	568	839	252	252	336	177	550	252	495	
Max Palsson (568)	24	568	568	242	252	336	336	495	495	252	550	252	
Elix Ruuth (59)	25	59	99	381	336	550	495	550	550	495	495	550	
Pascal Jungmann (45)	26	45	460	336	550	495	550	252	252	711	711	711	
Peter König (471)	27	471	550	550	495	460	711	711	711	155	460	460	
Meico Vettik (651)	28	651	155	460	460	155	155	155	155	460	838	838	
Max Thunecke (410)	29	410	535	495	203	711	535	535	535	838	535	535	
Eric Jette (472)	30	472	336	535	535	838	838	838	838	535	155	155	



ADAC Schleswig-Holstein e.V.

**ADAC MX MASTERS 2016 Int. ADAC Motocross Tensfeld****MX Junior Cup****Track length: 1.850 m****Eventresults Tensfeld****Date: 16th and 17th of July 2016**

Pos.	No.	Name	Nat./Hometown	Trademark	Entrant / Team	Race 1		Race 2		total Points
						Points	Pos	Points	Pos	
1	651	Vettik, Meico	EST/ paide	KTM	KTM EST	25	1	18	4	43
2	710	Kraev, Maksim	RUS/ Grünheide	KTM	GARIN MX TEAM	18	4	22	2	40
3	11	Hofer, Rene	AUT/ Alberndorf	KTM	MSC Imbach /Kini KTM Junior Pro Team by I	20	3	20	3	40
4	58	Durow, Cameron	RSA/ Pietermaritzburg	KTM	GRP Promo MX Team	12	9	25	1	37
5	47	Jönrup, Emil	SWE/ Varberg	KTM		22	2	15	6	37
6	149	Lawrence, Jett	AUS/ Apolda	KAWASAKI	Pfeil Kawasaki Monster energy	15	6	16	5	31
7	381	Kovacs, Adam	HUN/ Rackeve	KTM	Team HTS KTM by Mefo Sport Racing Team	16	5	10	11	26
8	105	Pihlak, Egert	EST/ Tallinn	KTM	Motoextreme	11	10	14	7	25
9	592	Gustafsson, Axel	SWE/ Kågeröd	KTM		13	8	12	9	25
10	173	Mausser, Maks	SLO/ Trbovlje	KTM	Mitterbäck Bridgestone Racing Team	14	7	11	10	25
11	555	Nilsson, Noel	SWE/ Falkenberg	KTM		8	13	13	8	21
12	7	Spies, Maximilian	GER/ Ortrand	HUSQVARNA		10	11	8	13	18
13	568	Palsson, Max	SWE/ Ljungbyhed	KTM		6	15	9	12	15
14	527	Krogh Jensen, Andreas	DEN/ Broager	KTM		9	12	6	15	15
15	91	Gwerder, Mike	SUI/ Glattfelden	HUSQVARNA		5	16	7	14	12
16	242	Kucherov, Nikita	RUS/ Balen	KAWASAKI	Monster Energy Kawasaki Elf Team Pfeil	7	14	4	17	11
17	45	Jungmann, Pascal	GER/ Wuppertal	KTM	KMP Honda Repsol Racing	0	33	5	16	5
18	59	Ruuth, Elix	SWE/ Savar	KTM	NDMX	4	17	0	34	4
19	90	Trache, Justin	GER/ Chemnitz	KTM	STC Racing	0	27	3	18	3
20	410	Thuncke, Max	GER/ Kalbe/Milde	OT Altr KTM	KTM Kosak Racing Team	3	18	0	38	3
21	777	Lohmann, Tristan	GER/ 42929	HUSQVARNA		0	39	2	19	2
22	460	Adam, Lucas	BEL/ Warmifontaine	KAWASAKI	Monster Energy Kawasaki Elf Team Pfeil	2	19	0	27	2
23	16	Längenfelder, Simon	GER/ Oberkotzau	HUSQVARNA	Pfeil Husqvarna Junior Team	0	29	1	20	1
24	252	Bloy, Paul	GER/ Biberach	SUZUKI	Motorrad Waldmann	1	20	0	24	1
25	336	Lange, Erik	GER/ Eggesin	KTM	Hermann MX Team	0	21	0	21	0
26	177	van de Veerdonk, Rob	NED/ Lith	KAWASAKI	HNR-GPR Promo MX Team	0	26	0	22	0
27	495	Andersson, Josef	SWE/ 43237	KTM	SpeedGear Racing AB	0	40	0	23	0
28	550	Hess, Ben	GER/ Rösrath	HUSQVARNA		0	22	0	25	0
29	711	Rehberg, Leon	GER/ Bismark/ Altmark	KTM	Falcon Motorsports	0	24	0	26	0
30	838	Voxen Kleemann, William	DEN/ Tikøb	KTM	KTM Sarholz Racing Team	0	34	0	28	0
31	535	Vetrovsky, Radek	CZE/ Milin	KTM	KTM Diga Junior Racing Team	0	30	0	29	0
32	155	Schroeder, Tom	GER/ Roemstedt	KTM	Falcon Motorsports	0	36	0	30	0
33	203	Tornau, Fynn Niklas	GER/ Jahnschhof	KTM	BvZ Racing Team	0	23	0	31	0
34	472	Jette, Eric	GER/ 39326	KAWASAKI	MX Team Schadenberg	0	32	0	32	0
35	471	König, Peter	GER/ Eberswalde	KTM	ADAC Berlin/Brandenburg	0	28	0	33	0
36	111	Tanz, Maurice	GER/ Kaltenwestheim	KTM	ADAC Hessen-Thüringen MX Masters Rookie	0	x	0	35	0
37	839	Voxen Kleemann, Victor	DEN/ Tikøb	KTM	KTM Sarholz Racing Team	0	31	0	36	0
38	99	Rathousky, Petr	CZE/ Praha 9	KTM		0	25	0	37	0
39	437	Venhoda, Martin	CZE/ Prague	KTM	Team Motokrosova Skola CZ	0	37	0	39	0
40	411	De Beer, Ryan	NED/ Made	KTM	Team Grizzly Junior Racing	0	35	0	x	0
41	181	van Ham, Roel	NED/ Sulingen	KTM		0	38	0	x	0

Announcements: These results are provisional until the conclusion of any judicial and technical matters

Clerk of the course Frank-Peter Trampenau:

Jury President Olaf Noack:

Timekeeping Steffen Kirchhof:

Posted at: h

Printed: 17.07.2016 15:39

Reg. Nr.: MX 24/16