



Dörr Group
memotec
Messtechnik



TAD
racing seats



Rotax Max Challenge Genk (BEL)

Junior

Genk 1,360 Km

Warm Up

22.07.2017 14:18

Training (7:00 Zeit) gestartet um 14:18:03

Pos.	Nr.	Name	Nat-Wohnort	Fabrikat	Bewerber/Sponsor	Rnd.	Beste Zeit	Diff.	In Rd.	km/h
1	302	Ali Largim	DEN-Bjert	TONY	/	7	56.555		6	86,571
2	329	Mads Riis	DEN-Flensburg	TONYKART	RS COMPETITION/	7	56.674	0.119	6	86,389
3	385	Valdemar Eriksen	DEN-Nibe	TONY	RS COMPETITION/	7	56.926	0.371	3	86,006
4	366	Ben Dörr	GER-Butzbach		CRG PERFORMANCE/	7	57.005	0.450	4	85,887
5	335	Victor Bay	DEN-Silkeborg	TONY	BAY VICTOR/	8	57.036	0.481	7	85,841
6	305	Luca Kaufhold	GER-Grosskrotzenburg	MARANELLO	NEES RACING/	7	57.044	0.489	7	85,828
7	311	Luis Laurin Speck	GER-Maxdorf	TBKART	TBKART SRL/	7	57.051	0.496	4	85,818
8	330	Vincent France	GER-Bad Homburg	EXPRIT	JJ RACING/	7	57.053	0.498	3	85,815
9	390	Nadim Khneisser	AUT-Adnet	DR	VPDR/	8	57.149	0.594	8	85,671
10	328	Flint Schniggenberg	GER-Gross Machnow	PRAGA	/	7	57.162	0.607	6	85,651
11	339	D - Laurenc Seiffried	GER-Salzgitter	TONY	RS COMPETITION/	7	57.197	0.642	7	85,599
12	388	Finn Albig	GER-Backnang	TONY	RS COMPETITION/	7	57.306	0.751	4	85,436
13	326	Bence Tuzson	HUN-Budapest	ESPRIT	JJ RACING/	7	57.324	0.769	7	85,409
14	392	Christoffer Sachse	DEN-Vadum	KOSMIC	/	7	57.370	0.815	7	85,341
15	338	Levente Revesz	HUN-Nyiregyhaza	ALONSO	TMS RACING TEAM/	7	57.373	0.818	4	85,336
16	312	Finn Gehrsitz	GER-Steinenbronn	RICCIARDO	SOLGAT MOTORSPORT/ADAC WUERTTEM	8	57.376	0.821	7	85,332
17	321	Maximilian Krupper	GER-Berlin	PRAGA	ADAC BERLIN-BRANDENBURG E.V/	8	57.411	0.856	7	85,280
18	315	Luca Thiel	GER-Melle	ROSSOKORSA	/	8	57.569	1.014	7	85,046
19	310	Gruber Michel	GER-Hamburg	PRAGA	MICHEL GRUBER/	7	57.681	1.126	3	84,881
20	383	Denny Berndt	GER-Berlin	TONI	/	7	57.701	1.146	7	84,851
21	345	Nick Deissler	GER-Obertshausen	MARANELLO	NEES RACING/	8	57.743	1.188	7	84,789
22	301	Andre Petropoulos	GER-Sindelfingen	SWISS	SWISS HUTLESS KARTS/	7	57.750	1.195	5	84,779
23	309	Henrik Seibel	GER-Delbrück		VPDR/	7	57.752	1.197	4	84,776
24	303	Paul Trusheim	GER-Herborn	MARANELLO	NEES RACING/	7	57.820	1.265	6	84,677
25	304	Nathalie Klügel	GER-Michendorf	TONY	/	6	57.858	1.303	6	84,621
26	344	Colin Jamie Bönighausen	GER-Isernhagen	TONY	/CASTROL POWER 1	7	57.977	1.422	6	84,447
27	317	Nic-Noel Müller	GER-Weiterstadt	MACH	/MMC MOTORSPORT	5	58.103	1.548	4	84,264
28	314	Nico Noel Manka	GER-Unna	SODI	BEULE KART RACING TEAM/	7	58.106	1.551	7	84,260
29	322	Lennart Wolf	GER-Braunschweiger	OK	/	7	58.338	1.783	5	83,925
30	399	Sebastian Freymuth	GER-Berlin	PRAGA	/	7	58.421	1.866	7	83,805

Bemerkungen

DMSB-Reg-Nr.: 58/2017

Start-Nr.: 383; 388 Bitte Transponder laden!!

Zeitnahmekommissar & Auswertung: Julia Jäger; Camp Company

Orbits

Rennleiter: Martin Lainer

Rennsekretärin: Mareike Fuchs

Aushang: _____ Uhr

Unterschrift RL:

Unterschrift ZK:

www.mylaps.com

Lizenziert für Camp Company

Gedruckt: 22.07.2017 14:26:16

Rotax Max Challenge Genk (BEL)

Junior

Genk 1,360 Km

Warm Up

22.07.2017 14:18

Training (7:00 Zeit) gestartet um 14:18:03

Runde	Rundenzeit	Diff.	Tageszeit
2	58.601	+0.851	14:20:14.662
3	58.061	+0.311	14:21:12.723
4	58.150	+0.400	14:22:10.873
5	57.750		14:23:08.623
6	58.271	+0.521	14:24:06.894
7	58.611	+0.861	14:25:05.505

(309) Henrik Seibel

1	59.082	+1.330	14:19:15.347
2	58.327	+0.575	14:20:13.674
3	58.229	+0.477	14:21:11.903
4	57.752		14:22:09.655
5	57.811	+0.059	14:23:07.466
6	58.899	+1.147	14:24:06.365
7	57.968	+0.216	14:25:04.333

(303) Paul Trusheim

1	58.890	+1.070	14:19:14.624
2	58.217	+0.397	14:20:12.841
3	57.925	+0.105	14:21:10.766
4	58.098	+0.278	14:22:08.864
5	57.992	+0.172	14:23:06.856
6	57.820		14:24:04.676
7	58.182	+0.362	14:25:02.858

(304) Nathalie Klügel

1	59.952	+2.094	14:19:18.658
2	59.253	+1.395	14:20:17.911
3	58.199	+0.341	14:21:16.110
4	58.344	+0.486	14:22:14.454
5	59.280	+1.422	14:23:13.734
6	57.858		14:24:11.592

(344) Colin Jamie Bönighausen

1	59.355	+1.378	14:19:22.612
2	58.437	+0.460	14:20:21.049
3	58.417	+0.440	14:21:19.466
4	58.029	+0.052	14:22:17.495
5	58.518	+0.541	14:23:16.013
6	57.977		14:24:13.990
7	57.993	+0.016	14:25:11.983

(317) Nic-Noel Müller

1	1:00.663	+2.560	14:19:27.589
2	59.535	+1.432	14:20:27.124
3	58.319	+0.216	14:21:25.443
4	58.103		14:22:23.546
5	58.665	+0.562	14:23:22.211

(314) Nico Noel Manka

1	1:00.313	+2.207	14:19:38.535
2	59.059	+0.953	14:20:37.594
3	58.473	+0.367	14:21:36.067
4	58.478	+0.372	14:22:34.545
5	58.284	+0.178	14:23:32.829
6	58.301	+0.195	14:24:31.130
7	58.106		14:25:29.236

(322) Lennart Wolf

1	59.625	+1.287	14:19:20.784
2	59.505	+1.167	14:20:20.289
3	59.257	+0.919	14:21:19.546
4	59.074	+0.736	14:22:18.620
5	58.338		14:23:16.958
6	58.534	+0.196	14:24:15.492
7	58.639	+0.301	14:25:14.131

Runde	Rundenzeit	Diff.	Tageszeit
(399) Sebastian Freymuth			
1	1:09.309	+10.888	14:19:33.066
2	59.439	+1.018	14:20:32.505
3	58.836	+0.415	14:21:31.341
4	58.816	+0.395	14:22:30.157
5	59.108	+0.687	14:23:29.265
6	58.785	+0.364	14:24:28.050
7	58.421		14:25:26.471

Runde	Rundenzeit	Diff.	Tageszeit
-------	------------	-------	-----------

Zeitnahmekommissar & Auswertung: Julia Jäger; Camp Company

Orbits

Rennleiter: Martin Lainer

Rennsekretärin: Mareike Fuchs

Aushang: _____ Uhr

Unterschrift RL: _____

Unterschrift ZK: _____

www.mylaps.com

Lizenziert für Camp Company



Dörr Group
memotec
Messtechnik



Rotax Max Challenge Genk (BEL)

Junior

-NEU I-

Genk 1,360 Km

Zeittraining

22.07.2017 15:28

Qualifikation (7:00 Zeit) gestartet um 15:28:03

Pos.	Nr.	Name	Nat-Wohnort	Fabrikat	Bewerber/Sponsor	Rnd.	Beste Zeit	Diff.	In Rd.	km/h
1	366	Ben Dörr (R)	GER-Butzbach		CRG PERFORMANCE/	6	56.565		4	86,555
2	335	Victor Bay	DEN-Silkeborg	TONY	BAY VICTOR/	7	56.812	0.247	6	86,179
3	385	Valdemar Eriksen	DEN-Nibe	TONY	RS COMPETITION/	6	56.888	0.323	5	86,064
4	339	D - Laurenc Seifried	GER-Salzgitter	TONY	RS COMPETITION/	7	56.892	0.327	5	86,058
5	330	Vincent France (R)	GER-Bad Homburg	EXPRIT	JJ RACING/	7	56.932	0.367	6	85,997
6	321	Maximilian Krupper	GER-Berlin	PRAGA	ADAC BERLIN-BRANDENBURG E.V/	7	56.941	0.376	5	85,984
7	328	Flint Schniggenberg (R)	GER-Gross Machnow	PRAGA	/	7	56.947	0.382	7	85,975
8	388	Finn Albig	GER-Backnang	TONY	RS COMPETITION/	7	56.999	0.434	4	85,896
9	311	Luis Laurin Speck	GER-Maxdorf	TBKART	TBKART SRL/	7	57.008	0.443	5	85,883
10	305	Luca Kaufhold	GER-Grosskrotzenburg	MARANELLO	NEES RACING/	6	57.128	0.563	6	85,702
11	312	Finn Gehrsitz (R)	GER-Steinenbronn	RICCIARDO	SOLGAT MOTORSPORT/ADAC WUERTTEM	7	57.173	0.608	7	85,635
12	344	Colin Jamie Bönighausen	GER-Isernhagen	TONY	/CASTROL POWER 1	7	57.193	0.628	7	85,605
13	315	Luca Thiel (R)	GER-Melle	ROSSOKORSA	/	7	57.237	0.672	7	85,539
14	322	Lennart Wolf (R)	GER-Braunschweiger	OK	/	7	57.247	0.682	7	85,524
15	303	Paul Trusheim	GER-Herborn	MARANELLO	NEES RACING/	7	57.353	0.788	5	85,366
16	309	Henrik Seibel	GER-Delbrück		VPDR/	7	57.381	0.816	7	85,324
17	383	Denny Berndt	GER-Berlin	TONI	/	7	57.410	0.845	3	85,281
18	301	Andre Petropoulos (R)	GER-Sindelfingen	SWISS	SWISS HUTLESS KARTS/	7	57.413	0.848	7	85,277
19	345	Nick Deissler (R)	GER-Obertshausen	MARANELLO	NEES RACING/	7	57.614	1.049	6	84,979
20	304	Nathalie Klügel (R)	GER-Michendorf	TONY	/	7	57.619	1.054	5	84,972
21	399	Sebastian Freymuth	GER-Berlin	PRAGA	/	7	57.671	1.106	5	84,895
22	317	Nic-Noel Müller	GER-Weiterstadt	MACH	/MMC MOTORSPORT	7	58.059	1.494	5	84,328

Nicht Klassifiziert

EXC	329	Mads Riis	DEN-Flensburg	TONYKART	RS COMPETITION/	6	56.448		4	86,735
EXC	302	Ali Largim	DEN-Bjert	TONY	/	8	56.579		8	86,534
EXC	338	Levente Revesz	HUN-Nyiregyhaza	ALONSO	TMS RACING TEAM/	7	56.963		7	85,951
EXC	326	Bence Tuzson	HUN-Budapest	ESPRIT	JJ RACING/	7	56.978		6	85,928
EXC	390	Nadim Khneisser	AUT-Adnet	DR	VPDR/	7	57.029		7	85,851
EXC	392	Christoffer Sachse	DEN-Vadum	KOSMIC	/	7	57.059		5	85,806
EXC	314	Nico Noel Manka	GER-Unna	SODI	BEULE KART RACING TEAM/	7	57.388		7	85,314
EXC	310	Gruber Michel (R)	GER-Hamburg	PRAGA	MICHEL GRUBER/	2	58.172		2	84,164

Bemerkungen

DMSB-Reg-Nr.: 58/2017

Ergebnis vorbehaltlich der technischen und sportlichen Nachuntersuchungen

Start-Nr.: 302; 326; 338; 310; 314; 329; 390; 392 Wertungsausschluss; SK

Zeitnahmekommissar & Auswertung: Julia Jäger; Camp Company

Orbits

Rennleiter: Martin Lainer

Rennsekretärin: Mareike Fuchs

Aushang: _____ Uhr

Unterschrift RL:

Unterschrift ZK:

www.mylaps.com

Lizenziert für Camp Company

Gedruckt: 22.07.2017 16:16:35

Rotax Max Challenge Genk (BEL)

Junior

Genk 1,360 Km

Zeittraining

22.07.2017 15:28

Qualifikation (7:00 Zeit) gestartet um 15:28:03

Runde	Rundenzeit	Diff.	Tageszeit
2	59.506	+2.118	15:30:44.793
3	58.663	+1.275	15:31:43.456
4	57.622	+0.234	15:32:41.078
5	57.562	+0.174	15:33:38.640
6	1:00.286	+2.898	15:34:38.926
7	57.388		15:35:36.314

(383) Denny Berndt

1	1:00.078	+2.668	15:29:21.643
2	57.707	+0.297	15:30:19.350
3	57.410		15:31:16.760
4	57.479	+0.069	15:32:14.239
5	57.503	+0.093	15:33:11.742
6	57.662	+0.252	15:34:09.404
7	57.426	+0.016	15:35:06.830

(301) Andre Petropoulos

1	1:01.409	+3.996	15:29:19.541
2	58.632	+1.219	15:30:18.173
3	58.180	+0.767	15:31:16.353
4	57.658	+0.245	15:32:14.011
5	57.514	+0.101	15:33:11.525
6	58.199	+0.786	15:34:09.724
7	57.413		15:35:07.137

(345) Nick Deissler

1	1:01.168	+3.554	15:29:48.594
2	59.025	+1.411	15:30:47.619
3	57.882	+0.268	15:31:45.501
4	1:03.407	+5.793	15:32:48.908
5	57.616	+0.002	15:33:46.524
6	57.614		15:34:44.138
7	57.767	+0.153	15:35:41.905

(304) Nathalie Klügel

1	1:05.385	+7.766	15:29:41.392
2	1:03.181	+5.562	15:30:44.573
3	58.244	+0.625	15:31:42.817
4	58.025	+0.406	15:32:40.842
5	57.619		15:33:38.461
6	57.737	+0.118	15:34:36.198
7	57.626	+0.007	15:35:33.824

(399) Sebastian Freymuth

1	1:02.581	+4.910	15:29:24.375
2	58.222	+0.551	15:30:22.597
3	58.047	+0.376	15:31:20.644
4	57.734	+0.063	15:32:18.378
5	57.671		15:33:16.049
6	57.828	+0.157	15:34:13.877
7	58.487	+0.816	15:35:12.364

(317) Nic-Noel Müller

1	1:01.008	+2.949	15:29:30.455
2	59.021	+0.962	15:30:29.476
3	58.422	+0.363	15:31:27.898
4	58.489	+0.430	15:32:26.387
5	58.059		15:33:24.446
6	58.477	+0.418	15:34:22.923
7	58.244	+0.185	15:35:21.167

(310) Gruber Michel

1	59.969	+1.797	15:29:50.161
2	58.172		15:30:48.333

Runde	Rundenzeit	Diff.	Tageszeit
-------	------------	-------	-----------

Runde	Rundenzeit	Diff.	Tageszeit
-------	------------	-------	-----------

Zeitnahmekommissar & Auswertung: Julia Jäger; Camp Company

Orbits

Rennleiter: Martin Lainer

Rennsekretärin: Mareike Fuchs

Aushang: _____ Uhr

Unterschrift RL: _____

Unterschrift ZK: _____

www.mylaps.com

Lizenziert für Camp Company

Rotax Max Challenge Genk (BEL)

Junior

Genk 1,360 Km


Wertungslauf 1

22.07.2017 17:23

Rennen (12:00 und 1 Runden)

14	390	392
	27	28
13	338	326
	25	26
12	329	302
	23	24
11	399	317
	21	22
10	345	304
	19	20
9	383	301
	17	18
8	303	309
	15	16
7	315	322
	13	14
6	312	344
	11	12
5	311	305
	9	10
4	328	388
	7	8
3	330	321
	5	6
2	385	339
	3	4
1	366	335
	1	2

POLE POSITION 1



Zeitnahmekommissar & Auswertung: Julia Jäger; Camp Company

Orbits

Rennleiter: Martin Lainer

Rennsekretärin: Mareike Fuchs

Aushang: _____ Uhr

Unterschrift RL:

Unterschrift ZK:

www.mylaps.com

Lizenziert für Camp Company



Dörr Group
memotec
 Messtechnik



Rotax Max Challenge Genk (BEL)

Junior **Genk 1,360 Km**
Wertungslauf 1 **22.07.2017 17:23**
Rennen (12:00 und 1 Runden)

15

314

29

310

30



Zeitnahmekommissar & Auswertung: Julia Jäger; Camp Company **Orbits**

Rennleiter: Martin Lainer **Rennsekretärin: Mareike Fuchs**

Aushang: _____ **Uhr**

Unterschrift RL: _____ **Unterschrift ZK:** _____

www.mylaps.com
 Lizenziert für Camp Company



Dörr Group
memotec
Messtechnik



TAD
racing seats



Rotax Max Challenge Genk (BEL)

Junior

Genk 1,360 Km

Wertungslauf 1

-NEU II-

22.07.2017 17:23

Rennen (12:00 und 1 Runden) gestartet um 17:40:24

Pos.	Nr.	Name	Nat-Wohnort	Fabrikat	Bewerber/Sponsor	Rnd.	Gesamtzeit	Diff.	Beste Zeit	In Rd.	Pkt.
1	366	Ben Dörr (R)	GER-Butzbach		CRG PERFORMANCE/	14	13:26.035		57.144	9	25
2	335	Victor Bay	DEN-Silkeborg	TONY	BAY VICTOR/	14	13:26.399	0.364	57.198	13	0
3	385	Valdemar Eriksen	DEN-Nibe	TONY	RS COMPETITION/	14	13:26.685	0.650	57.215	12	0
4	330	Vincent France (R)	GER-Bad Homburg	EXPRIT	JJ RACING/	14	13:26.998	0.963	57.130	13	20
5	339	D - Laurenc Seifried	GER-Salzgitter	TONY	RS COMPETITION/	14	13:28.773	2.738	57.321	9	16
6	321	Maximilian Krupper	GER-Berlin	PRAGA	ADAC BERLIN-BRANDENBURG E.V/	14	13:29.029	2.994	57.316	11	13
7	311	Luis Laurin Speck	GER-Maxdorf	TBKART	TBKART SRL/	14	13:30.876	4.841	57.439	14	11
8	344	Colin Jamie Bönighauser	GER-Isernhagen	TONY	/CASTROL POWER 1	14	13:31.286	5.251	57.412	10	10
9	305	Luca Kaufhold	GER-Grosskrotzenbu	MARANELLO	NEES RACING/	14	13:31.904	5.869	57.376	12	9
10	388	Finn Albig	GER-Backnang	TONY	RS COMPETITION/	14	13:34.858	8.823	57.393	12	8
11	328	Flint Schniggenberg (R)	GER-Gross Machnov	PRAGA	/	14	13:34.985	8.950	57.309	10	7
12	315	Luca Thiel (R)	GER-Melle	ROSSOKORSA	/	14	13:38.647	12.612	57.658	12	6
13	383	Denny Berndt	GER-Berlin	TONI	/	14	13:42.174	16.139	57.591	12	5
14	392	Christoffer Sachse	DEN-Vadum	KOSMIC	/	14	13:42.800	16.765	57.244	14	0
15	302	Ali Largim	DEN-Bjert	TONY	/	14	13:44.422	18.387	56.830	14	0
16	322	Lennart Wolf (R)	GER-Braunschweige	OK	/	14	13:48.775	22.740	58.000	13	4
17	303	Paul Trusheim	GER-Herborn	MARANELLO	NEES RACING/	14	13:49.409	23.374	58.132	14	3
18	317	Nic-Noel Müller	GER-Weiterstadt	MACH	/MMC MOTORSPORT	14	13:49.699	23.664	58.042	14	0
19	399	Sebastian Freymuth	GER-Berlin	PRAGA	/	14	13:50.083	24.048	57.890	14	0
20	310	Gruber Michel (R)	GER-Hamburg	PRAGA	MICHEL GRUBER/	14	13:50.725	24.690	58.280	14	2
21	304	Nathalie Klügel (R)	GER-Michendorf	TONY	/	14	13:53.124	27.089	58.116	10	1
22	345	Nick Deissler (R)	GER-Obertshausen	MARANELLO	NEES RACING/	14	13:53.403	27.368	57.887	13	0
23	301	Andre Petropoulos (R)	GER-Sindelfingen	SWISS	SWISS HUTLESS KARTS/	14	14:09.211	43.176	57.791	13	0
24	309	Henrik Seibel	GER-Delbrück		VPDR/	1	1:02.665	13 Runden	1:01.646	1	0
25	312	Finn Gehrsitz (R)	GER-Steinenbronn	RICCIARDO	SOLGAT MOTORSPORT/ADAC WUERTTI	1	1:05.624	13 Runden	1:00.117	1	0
26	338	Levente Revesz	HUN-Nyiregyhaza	ALONSO	TMS RACING TEAM/		1.623	14 Runden		0	0
Nicht Klassifiziert											
EXC	329	Mads Riis	DEN-Flensburg	TONYKART	RS COMPETITION/	14	13:34.434	EXC	56.725	14	0
EXC	390	Nadim Khneisser	AUT-Adnet	DR	VPDR/	14	13:37.340	EXC	57.349	12	0
EXC	314	Nico Noel Manka	GER-Unna	SODI	BEULE KART RACING TEAM/	14	13:42.504	EXC	57.508	14	0
EXC	326	Bence Tuzson	HUN-Budapest	ESPRIT	JJ RACING/		6.432	EXC		0	0

Bemerkungen

DMSB-Reg-Nr.: 58/2017

Ergebnis vorbehaltlich der technischen und sportlichen Nachuntersuchungen

Start-Nr.: 304; 312; 326 + 5 sek. Zeitstrafe; RL (unfair driving/pushing)

Start-Nr.: 302; 345; 329; 383 + 5 sek. Zeitstrafe; RL (Spoiler)

Start-Nr.: 326; 390; 329; 314 Wertungsausschluss; Sportkommissarenentscheidung

Vorsprung	Ø km/h	Beste Rundenzeit	km/h	Beste Runde von
0.364	85,038	56.830	86,152	302 - Ali Largim

Zeitnahmekommissar & Auswertung: Julia Jäger; Camp Company

Orbits

Rennleiter: Martin Lainer

Rennsekretärin: Mareike Fuchs

Aushang: _____ Uhr

Unterschrift RL:

Unterschrift ZK:

www.mylaps.com

Lizenziert für Camp Company

Gedruckt: 22.07.2017 19:26:49

Rotax Max Challenge Genk (BEL)

Junior

Genk 1,360 Km

Wertungslauf 1

22.07.2017 17:23

Rennen (12:00 und 1 Runden) gestartet um 17:40:24

Runde	Rundenzeit	Diff.	Tageszeit
(366) Ben Dörr (R)			
1	58.404	+1.260	17:41:23.310
2	58.609	+1.465	17:42:21.919
3	58.074	+0.930	17:43:19.993
4	57.653	+0.509	17:44:17.646
5	57.715	+0.571	17:45:15.361
6	57.473	+0.329	17:46:12.834
7	57.249	+0.105	17:47:10.083
8	57.392	+0.248	17:48:07.475
9	57.144		17:49:04.619
10	57.344	+0.200	17:50:01.963
11	57.211	+0.067	17:50:59.174
12	57.220	+0.076	17:51:56.394
13	57.317	+0.173	17:52:53.711
14	57.230	+0.086	17:53:50.941

(335) Victor Bay			
1	58.694	+1.496	17:41:23.623
2	58.592	+1.394	17:42:22.215
3	58.104	+0.906	17:43:20.319
4	57.789	+0.591	17:44:18.108
5	57.501	+0.303	17:45:15.609
6	57.481	+0.283	17:46:13.090
7	57.296	+0.098	17:47:10.386
8	57.319	+0.121	17:48:07.705
9	57.275	+0.077	17:49:04.980
10	57.282	+0.084	17:50:02.262
11	57.286	+0.088	17:50:59.548
12	57.200	+0.002	17:51:56.748
13	57.198		17:52:53.946
14	57.359	+0.161	17:53:51.305

(385) Valdemar Eriksen			
1	58.930	+1.715	17:41:23.921
2	58.444	+1.229	17:42:22.365
3	58.238	+1.023	17:43:20.603
4	57.595	+0.380	17:44:18.198
5	57.705	+0.490	17:45:15.903
6	57.485	+0.270	17:46:13.388
7	57.259	+0.044	17:47:10.647
8	57.375	+0.160	17:48:08.022
9	57.244	+0.029	17:49:05.266
10	57.320	+0.105	17:50:02.586
11	57.264	+0.049	17:50:59.850
12	57.215		17:51:57.065
13	57.264	+0.049	17:52:54.329
14	57.262	+0.047	17:53:51.591

(330) Vincent France (R)			
1	59.801	+2.671	17:41:24.876
2	58.317	+1.187	17:42:23.193
3	58.069	+0.939	17:43:21.262
4	57.496	+0.366	17:44:18.758
5	57.503	+0.373	17:45:16.261
6	57.817	+0.687	17:46:14.078
7	57.300	+0.170	17:47:11.378
8	57.292	+0.162	17:48:08.670
9	57.278	+0.148	17:49:05.948
10	57.164	+0.034	17:50:03.112
11	57.153	+0.023	17:51:00.265
12	57.270	+0.140	17:51:57.535
13	57.130		17:52:54.665
14	57.239	+0.109	17:53:51.904

(339) D - Laurenc Seifried			
-----------------------------------	--	--	--

Runde	Rundenzeit	Diff.	Tageszeit
1	59.203	+1.882	17:41:24.212
2	58.296	+0.975	17:42:22.508
3	58.320	+0.999	17:43:20.828
4	57.657	+0.336	17:44:18.485
5	57.682	+0.361	17:45:16.167
6	57.823	+0.502	17:46:13.990
7	57.664	+0.343	17:47:11.654
8	57.445	+0.124	17:48:09.099
9	57.321		17:49:06.420
10	57.395	+0.074	17:50:03.815
11	57.431	+0.110	17:51:01.246
12	57.434	+0.113	17:51:58.680
13	57.542	+0.221	17:52:56.222
14	57.457	+0.136	17:53:53.679

(321) Maximilian Krupper			
1	1:00.073	+2.757	17:41:25.176
2	58.342	+1.026	17:42:23.518
3	58.049	+0.733	17:43:21.567
4	57.710	+0.394	17:44:19.277
5	57.581	+0.265	17:45:16.858
6	57.812	+0.496	17:46:14.670
7	57.347	+0.031	17:47:12.017
8	57.338	+0.022	17:48:09.355
9	57.389	+0.073	17:49:06.744
10	57.408	+0.092	17:50:04.152
11	57.316		17:51:01.468
12	57.496	+0.180	17:51:58.964
13	57.519	+0.203	17:52:56.483
14	57.452	+0.136	17:53:53.935

(329) Mads Riis			
1	1:02.643	+5.918	17:41:29.033
2	1:00.157	+3.432	17:42:29.190
3	58.441	+1.716	17:43:27.631
4	57.342	+0.617	17:44:24.973
5	57.137	+0.412	17:45:22.110
6	57.018	+0.293	17:46:19.128
7	57.168	+0.443	17:47:16.296
8	56.934	+0.209	17:48:13.230
9	56.842	+0.117	17:49:10.072
10	56.950	+0.225	17:50:07.022
11	56.741	+0.016	17:51:03.763
12	57.057	+0.332	17:52:00.820
13	56.795	+0.070	17:52:57.615
14	56.725		17:53:54.340

(311) Luis Laurin Speck			
1	1:00.607	+3.168	17:41:25.902
2	58.420	+0.981	17:42:24.322
3	58.065	+0.626	17:43:22.387
4	57.916	+0.477	17:44:20.303
5	57.564	+0.125	17:45:17.867
6	57.550	+0.111	17:46:15.417
7	57.602	+0.163	17:47:13.019
8	57.615	+0.176	17:48:10.634
9	57.625	+0.186	17:49:08.259
10	57.527	+0.088	17:50:05.786
11	57.559	+0.120	17:51:03.345
12	57.444	+0.005	17:52:00.789
13	57.554	+0.115	17:52:58.343
14	57.439		17:53:55.782

(344) Colin Jamie Bönighausen (R)			
1	1:01.223	+3.811	17:41:26.852
2	58.318	+0.906	17:42:25.170

Runde	Rundenzeit	Diff.	Tageszeit
3	57.952	+0.540	17:43:23.122
4	57.773	+0.361	17:44:20.895
5	57.677	+0.265	17:45:18.572
6	57.778	+0.366	17:46:16.350
7	57.455	+0.043	17:47:13.805
8	57.595	+0.183	17:48:11.400
9	57.423	+0.011	17:49:08.823
10	57.412		17:50:06.235
11	57.435	+0.023	17:51:03.670
12	57.497	+0.085	17:52:01.167
13	57.537	+0.125	17:52:58.704
14	57.488	+0.076	17:53:56.192

(305) Luca Kaufhold			
1	1:00.915	+3.539	17:41:26.376
2	58.995	+1.619	17:42:25.371
3	58.060	+0.684	17:43:23.431
4	57.933	+0.557	17:44:21.364
5	57.704	+0.328	17:45:19.068
6	57.904	+0.528	17:46:16.972
7	57.487	+0.111	17:47:14.459
8	57.528	+0.152	17:48:11.987
9	57.526	+0.150	17:49:09.513
10	57.499	+0.123	17:50:07.012
11	57.461	+0.085	17:51:04.473
12	57.376		17:52:01.849
13	57.437	+0.061	17:52:59.286
14	57.524	+0.148	17:53:56.810

(388) Finn Albig			
1	1:00.723	+3.330	17:41:26.107
2	1:00.619	+3.226	17:42:26.726
3	58.343	+0.950	17:43:25.069
4	57.804	+0.411	17:44:22.873
5	57.782	+0.389	17:45:20.655
6	57.958	+0.565	17:46:18.613
7	58.011	+0.618	17:47:16.624
8	57.631	+0.238	17:48:14.255
9	57.548	+0.155	17:49:11.803
10	57.530	+0.137	17:50:09.333
11	57.542	+0.149	17:51:06.875
12	57.393		17:52:04.268
13	57.518	+0.125	17:53:01.786
14	57.978	+0.585	17:53:59.764

(328) Flint Schniggenberg (R)			
1	1:00.274	+2.965	17:41:25.447
2	1:02.030	+4.721	17:42:27.477
3	58.706	+1.397	17:43:26.183
4	57.820	+0.511	17:44:24.003
5	57.886	+0.577	17:45:21.889
6	58.109	+0.800	17:46:19.998
7	57.522	+0.213	17:47:17.520
8	57.464	+0.155	17:48:14.984
9	57.321	+0.012	17:49:12.305
10	57.309		17:50:09.614
11	57.534	+0.225	17:51:07.148
12	57.367	+0.058	17:52:04.515
13	57.491	+0.182	17:53:02.006
14	57.885	+0.576	17:53:59.891

(383) Denny Berndt			
1	1:02.624	+5.033	17:41:28.636
2	59.259	+1.668	17:42:27.895
3	59.232	+1.641	17:43:27.127
4	57.801	+0.210	17:44:24.928

Zeitnahmekommissar & Auswertung: Julia Jäger; Camp Company

Orbits

Rennleiter: Martin Lainer

Rennsekretärin: Mareike Fuchs

Aushang:

Uhr

Unterschrift RL:

Unterschrift ZK:

www.mylaps.com

Lizenziert für Camp Company

Rotax Max Challenge Genk (BEL)

Junior

Genk 1,360 Km

Wertungslauf 1

22.07.2017 17:23

Rennen (12:00 und 1 Runden) gestartet um 17:40:24

Runde	Rundenzeit	Diff.	Tageszeit
5	57.881	+0.290	17:45:22.809
6	57.736	+0.145	17:46:20.545
7	57.656	+0.065	17:47:18.201
8	57.646	+0.055	17:48:15.847
9	57.646	+0.055	17:49:13.493
10	57.644	+0.053	17:50:11.137
11	57.662	+0.071	17:51:08.799
12	57.591		17:52:06.390
13	57.760	+0.169	17:53:04.150
14	57.930	+0.339	17:54:02.080

(390) Nadim Khneisser

1	1:03.011	+5.662	17:41:29.578
2	1:00.179	+2.830	17:42:29.757
3	58.595	+1.246	17:43:28.352
4	58.459	+1.110	17:44:26.811
5	57.632	+0.283	17:45:24.443
6	57.880	+0.531	17:46:22.323
7	57.470	+0.121	17:47:19.793
8	57.464	+0.115	17:48:17.257
9	57.504	+0.155	17:49:14.761
10	57.485	+0.136	17:50:12.246
11	57.355	+0.006	17:51:09.601
12	57.349		17:52:06.950
13	57.444	+0.095	17:53:04.394
14	57.852	+0.503	17:54:02.246

(315) Luca Thiel (R)

1	1:01.001	+3.343	17:41:26.621
2	59.796	+2.138	17:42:26.417
3	59.096	+1.438	17:43:25.513
4	58.178	+0.520	17:44:23.691
5	58.379	+0.721	17:45:22.070
6	58.310	+0.652	17:46:20.380
7	58.448	+0.790	17:47:18.828
8	57.777	+0.119	17:48:16.605
9	57.815	+0.157	17:49:14.420
10	58.135	+0.477	17:50:12.555
11	57.844	+0.186	17:51:10.399
12	57.658		17:52:08.057
13	57.715	+0.057	17:53:05.772
14	57.781	+0.123	17:54:03.553

(302) Ali Largim

1	1:11.400	+14.570	17:41:37.637
2	59.781	+2.951	17:42:37.418
3	57.458	+0.628	17:43:34.876
4	57.438	+0.608	17:44:32.314
5	57.149	+0.319	17:45:29.463
6	57.369	+0.539	17:46:26.832
7	58.251	+1.421	17:47:25.083
8	57.735	+0.905	17:48:22.818
9	57.138	+0.308	17:49:19.956
10	56.897	+0.067	17:50:16.853
11	56.838	+0.008	17:51:13.691
12	56.946	+0.116	17:52:10.637
13	56.861	+0.031	17:53:07.498
14	56.830		17:54:04.328

(314) Nico Noel Manka

1	1:03.408	+5.900	17:41:30.159
2	1:00.633	+3.125	17:42:30.792
3	58.807	+1.299	17:43:29.599
4	58.815	+1.307	17:44:28.414
5	58.281	+0.773	17:45:26.695
6	58.564	+1.056	17:46:25.259

Runde	Rundenzeit	Diff.	Tageszeit
7	58.104	+0.596	17:47:23.363
8	57.945	+0.437	17:48:21.308
9	57.868	+0.360	17:49:19.176
10	57.907	+0.399	17:50:17.083
11	57.663	+0.155	17:51:14.746
12	57.563	+0.055	17:52:12.309
13	57.593	+0.085	17:53:09.902
14	57.508		17:54:07.410

(392) Christoffer Sachse

1	1:10.287	+13.043	17:41:36.875
2	59.304	+2.060	17:42:36.179
3	58.162	+0.918	17:43:34.341
4	58.182	+0.938	17:44:32.523
5	57.550	+0.306	17:45:30.073
6	57.583	+0.339	17:46:27.656
7	57.900	+0.656	17:47:25.556
8	57.548	+0.304	17:48:23.104
9	57.958	+0.714	17:49:21.062
10	57.399	+0.155	17:50:18.461
11	57.351	+0.107	17:51:15.812
12	57.318	+0.074	17:52:13.130
13	57.332	+0.088	17:53:10.462
14	57.244		17:54:07.706

(304) Nathalie Klügel (R)

1	1:01.453	+3.337	17:41:27.509
2	59.788	+1.672	17:42:27.297
3	1:00.667	+2.551	17:43:27.964
4	59.923	+1.807	17:44:27.887
5	58.598	+0.482	17:45:26.485
6	58.711	+0.595	17:46:25.196
7	58.875	+0.759	17:47:24.071
8	58.350	+0.234	17:48:22.421
9	59.003	+0.887	17:49:21.424
10	58.116		17:50:19.540
11	58.252	+0.136	17:51:17.792
12	58.604	+0.488	17:52:16.396
13	58.214	+0.098	17:53:14.610
14	58.420	+0.304	17:54:13.030

(345) Nick Deissler (R)

1	1:03.448	+5.561	17:41:29.630
2	1:00.906	+3.019	17:42:30.536
3	59.382	+1.495	17:43:29.918
4	58.977	+1.090	17:44:28.895
5	58.244	+0.357	17:45:27.139
6	58.589	+0.702	17:46:25.728
7	58.671	+0.784	17:47:24.399
8	58.621	+0.734	17:48:23.020
9	58.839	+0.952	17:49:21.859
10	58.267	+0.380	17:50:20.126
11	58.617	+0.730	17:51:18.743
12	58.326	+0.439	17:52:17.069
13	57.887		17:53:14.956
14	58.353	+0.466	17:54:13.309

(322) Lennart Wolf (R)

1	1:01.850	+3.850	17:41:27.653
2	1:04.655	+6.655	17:42:32.308
3	58.595	+0.595	17:43:30.903
4	58.616	+0.616	17:44:29.519
5	58.612	+0.612	17:45:28.131
6	58.561	+0.561	17:46:26.692
7	58.741	+0.741	17:47:25.433
8	58.600	+0.600	17:48:24.033

Runde	Rundenzeit	Diff.	Tageszeit
9	58.537	+0.537	17:49:22.570
10	58.773	+0.773	17:50:21.343
11	58.061	+0.061	17:51:19.404
12	58.275	+0.275	17:52:17.679
13	58.000		17:53:15.679
14	58.002	+0.002	17:54:13.681

(303) Paul Trusheim

1	1:01.892	+3.760	17:41:27.792
2	1:01.393	+3.261	17:42:29.185
3	59.289	+1.157	17:43:28.474
4	59.682	+1.550	17:44:28.156
5	58.797	+0.665	17:45:26.953
6	58.561	+0.429	17:46:25.514
7	58.775	+0.643	17:47:24.289
8	58.433	+0.301	17:48:22.722
9	58.984	+0.852	17:49:21.706
10	58.218	+0.086	17:50:19.924
11	58.800	+0.668	17:51:18.724
12	59.203	+1.071	17:52:17.927
13	58.256	+0.124	17:53:16.183
14	58.132		17:54:14.315

(317) Nic-Noel Müller

1	1:02.011	+3.969	17:41:28.172
2	1:02.228	+4.186	17:42:30.400
3	59.017	+0.975	17:43:29.417
4	59.435	+1.393	17:44:28.852
5	58.846	+0.804	17:45:27.698
6	58.769	+0.727	17:46:26.467
7	58.628	+0.586	17:47:25.095
8	58.901	+0.859	17:48:23.996
9	58.485	+0.443	17:49:22.481
10	58.456	+0.414	17:50:20.937
11	58.607	+0.565	17:51:19.544
12	58.737	+0.695	17:52:18.281
13	58.282	+0.240	17:53:16.563
14	58.042		17:54:14.605

(399) Sebastian Freymuth

1	1:03.631	+5.741	17:41:29.935
2	1:01.037	+3.147	17:42:30.972
3	59.032	+1.142	17:43:30.004
4	59.036	+1.146	17:44:29.040
5	58.810	+0.920	17:45:27.850
6	58.674	+0.784	17:46:26.524
7	59.519	+1.629	17:47:26.043
8	58.190	+0.300	17:48:24.233
9	58.497	+0.607	17:49:22.730
10	59.425	+1.535	17:50:22.155
11	58.091	+0.201	17:51:20.246
12	58.634	+0.744	17:52:18.880
13	58.219	+0.329	17:53:17.099
14	57.890		17:54:14.989

(310) Gruber Michel (R)

1	1:03.619	+5.339	17:41:30.408
2	1:00.883	+2.603	17:42:31.291
3	58.934	+0.654	17:43:30.225
4	59.055	+0.775	17:44:29.280
5	59.197	+0.917	17:45:28.477
6	58.519	+0.239	17:46:26.996
7	59.277	+0.997	17:47:26.273
8	58.291	+0.011	17:48:24.564
9	58.395	+0.115	17:49:22.959
10	58.773	+0.493	17:50:21.732

Zeitnahmekommissar & Auswertung: Julia Jäger; Camp Company

Orbits

Rennleiter: Martin Lainer

Rennsekretärin: Mareike Fuchs

Aushang:

Uhr

Unterschrift RL:

Unterschrift ZK:

www.mylaps.com

Lizenziert für Camp Company

Rotax Max Challenge Genk (BEL)

Junior

Genk 1,360 Km

Wertungslauf 2

23.07.2017 11:08

Rennen (12:00 und 1 Runden)

14	329	390
	27	28
13	312	338
	25	26
12	301	309
	23	24
11	304	345
	21	22
10	399	310
	19	20
9	303	317
	17	18
8	302	322
	15	16
7	383	392
	13	14
6	328	315
	11	12
5	305	388
	9	10
4	311	344
	7	8
3	339	321
	5	6
2	385	330
	3	4
1	366	335
	1	2

POLE POSITION

1

2

Zeitnahmekommissar & Auswertung: Julia Jäger; Camp Company

Orbits

Rennleiter: Martin Lainer

Rennsekretärin: Mareike Fuchs

Aushang: _____ Uhr

Unterschrift RL:

Unterschrift ZK:

www.mylaps.com

Lizenziert für Camp Company

Seite 1/2



Dörr Group
memotec
Messtechnik




Rotax Max Challenge Genk (BEL)

Junior Genk 1,360 Km
Wertungslauf 2 23.07.2017 11:08
Rennen (12:00 und 1 Runden)

15

314
29

326
30



Zeitnahmekommissar & Auswertung: Julia Jäger; Camp Company
Rennleiter: Martin Lainer Rennsekretärin: Mareike Fuchs
Aushang: _____ Uhr
Unterschrift RL: Unterschrift ZK:

www.mylaps.com
Lizenziert für Camp Company

Orbits



Dörr Group
memotec
Messtechnik



Rotax Max Challenge Genk (BEL)

Junior Genk 1,360 Km

Warm Up 23.07.2017 09:18

Training (7:00 Zeit) gestartet um 9:18:02

Pos.	Nr.	Name	Nat-Wohnort	Fabrikat	Bewerber/Sponsor	Rnd.	Beste Zeit	Diff.	In Rd.	km/h
1	366	Ben Dörr (R)	GER-Butzbach		CRG PERFORMANCE/	7	57.108		1	85,732
2	329	Mads Riis	DEN-Flensburg	TONYKART	RS COMPETITION/	7	57.363	0.255	5	85,351
3	326	Bence Tuzson	HUN-Budapest	ESPRIT	JJ RACING/	7	57.500	0.392	6	85,148
4	339	D - Laurenc Seifried	GER-Salzgitter	TONY	RS COMPETITION/	7	57.542	0.434	6	85,086
5	305	Luca Kaufhold	GER-Grosskrotzenburg	MARANELLO	NEES RACING/	7	57.867	0.759	6	84,608
6	388	Finn Albig	GER-Backnang	TONY	RS COMPETITION/	7	57.873	0.765	6	84,599
7	385	Valdemar Eriksen	DEN-Nibe	TONY	RS COMPETITION/	7	57.895	0.787	6	84,567
8	311	Luis Laurin Speck	GER-Maxdorf	TBKART	TBKART SRL/	7	57.897	0.789	5	84,564
9	335	Victor Bay	DEN-Silkeborg	TONY	BAY VICTOR/	7	57.951	0.843	7	84,485
10	312	Finn Gehrsitz (R)	GER-Steinenbronn	RICCIARDO	SOLGAT MOTORSPORT/ADAC WUERTTEM	7	57.954	0.846	6	84,481
11	392	Christoffer Sachse	DEN-Vadum	KOSMIC	/	7	57.982	0.874	7	84,440
12	330	Vincent France (R)	GER-Bad Homburg	EXPRIT	JJ RACING/	7	58.098	0.990	7	84,271
13	321	Maximilian Krupper	GER-Berlin	PRAGA	ADAC BERLIN-BRANDENBURG E.V/	7	58.199	1.091	7	84,125
14	301	Andre Petropoulos (R)	GER-Sindelfingen	SWISS	SWISS HUTLESS KARTS/	7	58.300	1.192	7	83,979
15	390	Nadim Khneisser	AUT-Adnet	DR	VPDR/	7	58.321	1.213	7	83,949
16	345	Nick Deissler (R)	GER-Obertshausen	MARANELLO	NEES RACING/	7	58.371	1.263	7	83,877
17	315	Luca Thiel (R)	GER-Melle	ROSSOKORSA	/	7	58.385	1.277	7	83,857
18	322	Lennart Wolf (R)	GER-Braunschweiger	OK	/	7	58.422	1.314	6	83,804
19	303	Paul Trusheim	GER-Herborn	MARANELLO	NEES RACING/	7	58.442	1.334	6	83,775
20	383	Denny Berndt	GER-Berlin	TONI	/	7	58.468	1.360	4	83,738
21	304	Nathalie Klügel (R)	GER-Michendorf	TONY	/	6	58.493	1.385	6	83,702
22	310	Gruber Michel (R)	GER-Hamburg	PRAGA	MICHEL GRUBER/	7	58.535	1.427	7	83,642
23	328	Flint Schniggenberg (R)	GER-Gross Machnow	PRAGA	/	7	58.580	1.472	3	83,578
24	344	Colin Jamie Bönighausen	GER-Isernhagen	TONY	/CASTROL POWER 1	7	58.823	1.715	6	83,233
25	314	Nico Noel Manka	GER-Unna	SODI	BEULE KART RACING TEAM/	7	58.848	1.740	5	83,197
26	399	Sebastian Freymuth	GER-Berlin	PRAGA	/	7	59.132	2.024	4	82,798
27	309	Henrik Seibel	GER-Delbrück		VPDR/	3	59.354	2.246	3	82,488
28	317	Nic-Noel Müller	GER-Weiterstadt	MACH	/MMC MOTORSPORT	7	1:01.300	4.192	7	79,869

Bemerkungen
DMSB-Reg-Nr.: 58/2017

Zeitnahmekommissar & Auswertung: Julia Jäger; Camp Company

Orbits

Rennleiter: Martin Lainer

Rennsekretärin: Mareike Fuchs

Aushang: _____ Uhr

Unterschrift RL:

Unterschrift ZK:

www.mylaps.com

Lizenziert für Camp Company

Gedruckt: 23.07.2017 09:25:57

Rotax Max Challenge Genk (BEL)

Junior

Genk 1,360 Km

Warm Up

23.07.2017 09:18

Training (7:00 Zeit) gestartet um 9:18:02

Runde	Rundenzeit	Diff.	Tageszeit
(366) Ben Dörr (R)			
1	57.108		9:19:13.997
2	1:03.368	+6.260	9:20:17.365
3	58.233	+1.125	9:21:15.598
4	58.109	+1.001	9:22:13.707
5	57.748	+0.640	9:23:11.455
6	57.843	+0.735	9:24:09.298
7	57.515	+0.407	9:25:06.813
(329) Mads Riis			
1	1:00.887	+3.524	9:19:39.217
2	58.143	+0.780	9:20:37.360
3	57.856	+0.493	9:21:35.216
4	57.890	+0.527	9:22:33.106
5	57.363		9:23:30.469
6	57.467	+0.104	9:24:27.936
7	57.701	+0.338	9:25:25.637
(326) Bence Tuzson			
1	1:08.742	+11.242	9:19:36.803
2	59.571	+2.071	9:20:36.374
3	58.521	+1.021	9:21:34.895
4	58.795	+1.295	9:22:33.690
5	57.713	+0.213	9:23:31.403
6	57.500		9:24:28.903
7	58.405	+0.905	9:25:27.308
(339) D - Laurenc Seifried			
1	1:00.732	+3.190	9:19:38.620
2	58.374	+0.832	9:20:36.994
3	58.048	+0.506	9:21:35.042
4	57.948	+0.406	9:22:32.990
5	57.927	+0.385	9:23:30.917
6	57.542		9:24:28.459
7	58.360	+0.818	9:25:26.819
(305) Luca Kaufhold			
1	1:02.700	+4.833	9:19:23.915
2	59.382	+1.515	9:20:23.297
3	58.424	+0.557	9:21:21.721
4	58.255	+0.388	9:22:19.976
5	58.068	+0.201	9:23:18.044
6	57.867		9:24:15.911
7	58.038	+0.171	9:25:13.949
(388) Finn Albig			
1	1:01.747	+3.874	9:19:41.142
2	58.620	+0.747	9:20:39.762
3	58.526	+0.653	9:21:38.288
4	58.281	+0.408	9:22:36.569
5	58.042	+0.169	9:23:34.611
6	57.873		9:24:32.484
7	57.876	+0.003	9:25:30.360
(385) Valdemar Eriksen			
1	1:01.012	+3.117	9:19:14.770
2	58.725	+0.830	9:20:13.495
3	58.499	+0.604	9:21:11.994
4	58.281	+0.386	9:22:10.275
5	57.913	+0.018	9:23:08.188
6	57.895		9:24:06.083
7	57.920	+0.025	9:25:04.003
(311) Luis Laurin Speck			
1	1:03.228	+5.331	9:19:22.155

Runde	Rundenzeit	Diff.	Tageszeit
2	59.768	+1.871	9:20:21.923
3	58.834	+0.937	9:21:20.757
4	58.233	+0.336	9:22:18.990
5	57.897		9:23:16.887
6	58.307	+0.410	9:24:15.194
7	57.909	+0.012	9:25:13.103
(335) Victor Bay			
1	1:01.012	+3.061	9:19:14.165
2	59.156	+1.205	9:20:13.321
3	58.511	+0.560	9:21:11.832
4	58.200	+0.249	9:22:10.032
5	58.137	+0.186	9:23:08.169
6	58.063	+0.112	9:24:06.232
7	57.951		9:25:04.183
(312) Finn Gehrsitz (R)			
1	1:01.451	+3.497	9:19:54.961
2	58.968	+1.014	9:20:53.929
3	58.365	+0.411	9:21:52.294
4	58.113	+0.159	9:22:50.407
5	58.206	+0.252	9:23:48.613
6	57.954		9:24:46.567
7	58.352	+0.398	9:25:44.919
(392) Christoffer Sachse			
1	1:02.023	+4.041	9:19:16.205
2	59.317	+1.335	9:20:15.522
3	58.754	+0.772	9:21:14.276
4	58.672	+0.690	9:22:12.948
5	58.230	+0.248	9:23:11.178
6	58.003	+0.021	9:24:09.181
7	57.982		9:25:07.163
(330) Vincent France (R)			
1	1:01.785	+3.687	9:19:47.211
2	59.091	+0.993	9:20:46.302
3	58.480	+0.382	9:21:44.782
4	58.351	+0.253	9:22:43.133
5	58.355	+0.257	9:23:41.488
6	58.099	+0.001	9:24:39.587
7	58.098		9:25:37.685
(321) Maximilian Krupper			
1	1:03.602	+5.403	9:19:21.082
2	59.685	+1.486	9:20:20.767
3	58.907	+0.708	9:21:19.674
4	58.776	+0.577	9:22:18.450
5	58.398	+0.199	9:23:16.848
6	58.842	+0.643	9:24:15.690
7	58.199		9:25:13.889
(301) Andre Petropoulos (R)			
1	1:03.588	+5.288	9:19:21.867
2	59.732	+1.432	9:20:21.599
3	59.695	+1.395	9:21:21.294
4	59.038	+0.738	9:22:20.332
5	58.399	+0.099	9:23:18.731
6	58.362	+0.062	9:24:17.093
7	58.300		9:25:15.393
(390) Nadim Kheisser			
1	1:05.206	+6.885	9:19:21.400
2	1:00.116	+1.795	9:20:21.516
3	58.942	+0.621	9:21:20.458
4	59.043	+0.722	9:22:19.501

Runde	Rundenzeit	Diff.	Tageszeit
5	58.865	+0.544	9:23:18.366
6	58.495	+0.174	9:24:16.861
7	58.321		9:25:15.182
(345) Nick Deissler (R)			
1	1:04.373	+6.002	9:19:26.112
2	59.771	+1.400	9:20:25.883
3	59.010	+0.639	9:21:24.893
4	58.852	+0.481	9:22:23.745
5	58.639	+0.268	9:23:22.384
6	58.467	+0.096	9:24:20.851
7	58.371		9:25:19.222
(315) Luca Thiel (R)			
1	1:03.303	+4.918	9:19:18.565
2	59.385	+1.000	9:20:17.950
3	58.791	+0.406	9:21:16.741
4	58.817	+0.432	9:22:15.558
5	58.690	+0.305	9:23:14.248
6	58.476	+0.091	9:24:12.724
7	58.385		9:25:11.109
(322) Lennart Wolf (R)			
1	1:03.106	+4.684	9:19:25.331
2	59.146	+0.724	9:20:24.477
3	58.966	+0.544	9:21:23.443
4	58.750	+0.328	9:22:22.193
5	58.463	+0.041	9:23:20.656
6	58.422		9:24:19.078
7	58.586	+0.164	9:25:17.664
(303) Paul Trusheim			
1	1:03.650	+5.208	9:19:22.728
2	1:00.817	+2.375	9:20:23.545
3	59.255	+0.813	9:21:22.800
4	58.888	+0.446	9:22:21.688
5	58.502	+0.060	9:23:20.190
6	58.442		9:24:18.632
7	58.563	+0.121	9:25:17.195
(383) Denny Berndt			
1	1:03.401	+4.933	9:19:33.176
2	59.533	+1.065	9:20:32.709
3	59.133	+0.665	9:21:31.842
4	58.468		9:22:30.310
5	58.870	+0.402	9:23:29.180
6	58.734	+0.266	9:24:27.914
7	58.800	+0.332	9:25:26.714
(304) Nathalie Klügel (R)			
1	1:03.007	+4.514	9:19:22.862
2	1:00.832	+2.339	9:20:23.694
3	59.512	+1.019	9:21:23.206
4	59.301	+0.808	9:22:22.507
5	58.796	+0.303	9:23:21.303
6	58.493		9:24:19.796
(310) Gruber Michel (R)			
1	1:02.500	+3.965	9:19:43.706
2	59.402	+0.867	9:20:43.108
3	58.927	+0.392	9:21:42.035
4	59.196	+0.661	9:22:41.231
5	58.879	+0.344	9:23:40.110
6	58.964	+0.429	9:24:39.074
7	58.535		9:25:37.609

Zeitnahmekommissar & Auswertung: Julia Jäger; Camp Company

Orbits

Rennleiter: Martin Lainer

Rennsekretärin: Mareike Fuchs

Aushang:

Uhr

Unterschrift RL:

Unterschrift ZK:

www.mylaps.com

Lizenziert für Camp Company

Rotax Max Challenge Genk (BEL)

Junior

Genk 1,360 Km

Warm Up

23.07.2017 09:18

Training (7:00 Zeit) gestartet um 9:18:02

Runde	Rundenzeit	Diff.	Tageszeit
(328) Flint Schniggenberg (R)			
1	1:01.955	+3.375	9:19:33.977
2	58.907	+0.327	9:20:32.884
3	58.580		9:21:31.464
4	58.660	+0.080	9:22:30.124
5	59.258	+0.678	9:23:29.382
6	58.582	+0.002	9:24:27.964
7	59.304	+0.724	9:25:27.268

Runde	Rundenzeit	Diff.	Tageszeit
(344) Colin Jamie Bönighausen (R)			
1	1:02.514	+3.691	9:19:46.926
2	59.800	+0.977	9:20:46.726
3	59.395	+0.572	9:21:46.121
4	1:01.285	+2.462	9:22:47.406
5	59.084	+0.261	9:23:46.490
6	58.823		9:24:45.313
7	59.008	+0.185	9:25:44.321

Runde	Rundenzeit	Diff.	Tageszeit
(314) Nico Noel Manka			
1	1:03.904	+5.056	9:19:46.144
2	1:00.393	+1.545	9:20:46.537
3	59.493	+0.645	9:21:46.030
4	59.131	+0.283	9:22:45.161
5	58.848		9:23:44.009
6	59.792	+0.944	9:24:43.801
7	58.885	+0.037	9:25:42.686

Runde	Rundenzeit	Diff.	Tageszeit
(399) Sebastian Freymuth			
1	1:06.475	+7.343	9:19:26.737
2	59.936	+0.804	9:20:26.673
3	59.428	+0.296	9:21:26.101
4	59.132		9:22:25.233
5	59.195	+0.063	9:23:24.428
6	59.292	+0.160	9:24:23.720
7	59.220	+0.088	9:25:22.940

Runde	Rundenzeit	Diff.	Tageszeit
(309) Henrik Seibel			
1	1:05.249	+5.895	9:19:21.801
2	1:01.162	+1.808	9:20:22.963
3	59.354		9:21:22.317

Runde	Rundenzeit	Diff.	Tageszeit
(317) Nic-Noel Müller			
1	1:09.197	+7.897	9:19:34.523
2	1:02.985	+1.685	9:20:37.508
3	1:02.047	+0.747	9:21:39.555
4	1:01.877	+0.577	9:22:41.432
5	1:01.486	+0.186	9:23:42.918
6	1:01.832	+0.532	9:24:44.750
7	1:01.300		9:25:46.050

Runde Rundenzeit Diff. Tageszeit

Runde Rundenzeit Diff. Tageszeit



Rotax Max Challenge Genk (BEL)

Junior

Genk 1,360 Km

Wertungslauf 2

-NEU II-

23.07.2017 11:08

Rennen (12:00 und 1 Runden) gestartet um 11:10:26

Pos.	Nr.	Name	Nat-Wohnort	Fabrikat	Bewerber/Sponsor	Rnd.	Gesamtzeit	Diff.	Beste Zeit	In Rd.	Pkt.
1	335	Victor Bay	DEN-Silkeborg	TONY	BAY VICTOR/	14	13:30.100		57.304	12	0
2	366	Ben Dörr (R)	GER-Butzbach		CRG PERFORMANCE/	14	13:30.485	0.385	57.380	12	25
3	330	Vincent France (R)	GER-Bad Homburg	EXPRIT	JJ RACING/	14	13:31.533	1.433	57.369	12	20
4	302	Ali Largim	DEN-Bjert	TONY	/	14	13:32.508	2.408	57.110	12	0
5	339	D - Laurenc Seifried	GER-Salzgitter	TONY	RS COMPETITION/	14	13:34.363	4.263	57.724	7	16
6	385	Valdemar Eriksen	DEN-Nibe	TONY	RS COMPETITION/	14	13:34.512	4.412	57.523	12	0
7	321	Maximilian Krupper	GER-Berlin	PRAGA	ADAC BERLIN-BRANDENBURG E.V./	14	13:34.749	4.649	57.550	9	13
8	305	Luca Kaufhold	GER-Grosskrotzenbu.	MARANELLO	NEES RACING/	14	13:35.078	4.978	57.608	8	11
9	329	Mads Riis	DEN-Flensburg	TONYKART	RS COMPETITION/	14	13:35.951	5.851	57.073	12	0
10	392	Christoffer Sachse	DEN-Vadum	KOSMIC	/	14	13:38.762	8.662	57.679	11	0
11	328	Flint Schniggenberg (R)	GER-Gross Machnov	PRAGA	/	14	13:39.509	9.409	57.645	12	10
12	388	Finn Albig	GER-Backnang	TONY	RS COMPETITION/	14	13:39.762	9.662	57.647	12	9
13	311	Luis Laurin Speck	GER-Maxdorf	TBKART	TBKART SRL/	14	13:40.010	9.910	57.654	12	8
14	315	Luca Thiel (R)	GER-Melle	ROSSOKORSA	/	14	13:41.249	11.149	57.688	12	7
15	344	Colin Jamie Bönighauser	GER-Isernhagen	TONY	/CASTROL POWER 1	14	13:41.829	11.729	57.761	12	6
16	312	Finn Gehrsitz (R)	GER-Steinenbronn	RICCIARDO	SOLGAT MOTORSPORT/ADAC WUERTTI	14	13:42.497	12.397	57.511	13	5
17	383	Denny Berndt	GER-Berlin	TONI	/	14	13:44.335	14.235	58.003	12	4
18	322	Lennart Wolf (R)	GER-Braunschweige	OK	/	14	13:44.810	14.710	58.108	11	3
19	301	Andre Petropoulos (R)	GER-Sindelfingen	SWISS	SWISS HUTLESS KARTS/	14	13:46.585	16.485	58.026	10	2
20	303	Paul Trusheim	GER-Herborn	MARANELLO	NEES RACING/	14	13:47.550	17.450	58.367	10	1
21	390	Nadim Khneisser	AUT-Adnet	DR	VPDR/	14	13:47.739	17.639	57.785	12	0
22	309	Henrik Seibel	GER-Delbrück		VPDR/	14	13:47.990	17.890	58.026	11	0
23	399	Sebastian Freymuth	GER-Berlin	PRAGA	/	14	13:50.434	20.334	58.118	9	0
24	345	Nick Deissler (R)	GER-Obertshausen	MARANELLO	NEES RACING/	14	13:52.862	22.762	58.213	10	0
25	314	Nico Noel Manka	GER-Unna	SODI	BEULE KART RACING TEAM/	14	13:53.246	23.146	57.830	13	0
26	304	Nathalie Klügel (R)	GER-Michendorf	TONY	/	14	13:53.265	23.165	58.462	9	0
27	310	Gruber Michel (R)	GER-Hamburg	PRAGA	MICHEL GRUBER/	14	13:53.396	23.296	58.433	10	0
28	317	Nic-Noel Müller	GER-Weiterstadt	MACH	/MMC MOTORSPORT	14	13:54.849	24.749	58.614	12	0
Nicht Klassifiziert											
DNS	338	Levente Revesz	HUN-Nyiregyhaza	ALONSO	TMS RACING TEAM/			DNS		0	0
EXC	326	Bence Tuzson	HUN-Budapest	ESPRIT	JJ RACING/	14	13:40.125	EXC	57.328	13	0

Bemerkungen

DMSB-Reg-Nr.: 58/2017
 Ergebnis vorbehaltlich der technischen und sportlichen Nachuntersuchungen
 Start-Nr.: 314 + 5 sek. Zeitstrafe; RL (Spoiler)
 Start-Nr.: 326 Wertungsausschluss; Sportkommissarenentscheidung

Vorsprung	Ø km/h	Beste Rundenzeit	km/h	Beste Runde von
0.385	84,612	57.073	85,785	329 - Mads Riis

Zeitnahmekommissar & Auswertung: Julia Jäger; Camp Company **Orbits**

Rennleiter: Martin Lainer **Rennsekretärin: Mareike Fuchs**

Aushang: _____ **Uhr**

Unterschrift RL: _____ **Unterschrift ZK:** _____

www.mylaps.com

Lizenziert für Camp Company

Rotax Max Challenge Genk (BEL)

Junior

Genk 1,360 Km

Wertungslauf 2

23.07.2017 11:08

Rennen (12:00 und 1 Runden) gestartet um 11:10:26

Runde	Rundenzeit	Diff.	Tageszeit
5	58.358	+0.704	11:15:23.579
6	58.176	+0.522	11:16:21.755
7	58.335	+0.681	11:17:20.090
8	58.286	+0.632	11:18:18.376
9	58.705	+1.051	11:19:17.081
10	58.187	+0.533	11:20:15.268
11	57.791	+0.137	11:21:13.059
12	57.654		11:22:10.713
13	57.691	+0.037	11:23:08.404
14	57.911	+0.257	11:24:06.315

(326) Bence Tuzson

Runde	Rundenzeit	Diff.	Tageszeit
1	1:01.973	+4.645	11:11:31.320
2	59.449	+2.121	11:12:30.769
3	58.956	+1.628	11:13:29.725
4	59.289	+1.961	11:14:29.014
5	58.040	+0.712	11:15:27.054
6	57.979	+0.651	11:16:25.033
7	57.779	+0.451	11:17:22.812
8	58.296	+0.968	11:18:21.108
9	57.800	+0.472	11:19:18.908
10	57.754	+0.426	11:20:16.662
11	57.508	+0.180	11:21:14.170
12	57.344	+0.016	11:22:11.514
13	57.328		11:23:08.842
14	57.588	+0.260	11:24:06.430

(315) Luca Thiel (R)

Runde	Rundenzeit	Diff.	Tageszeit
1	1:01.118	+3.430	11:11:28.476
2	1:00.115	+2.427	11:12:28.591
3	58.656	+0.968	11:13:27.247
4	58.283	+0.595	11:14:25.530
5	58.827	+1.139	11:15:24.357
6	58.508	+0.820	11:16:22.865
7	58.011	+0.323	11:17:20.876
8	58.026	+0.338	11:18:18.902
9	58.407	+0.719	11:19:17.309
10	58.191	+0.503	11:20:15.500
11	57.871	+0.183	11:21:13.371
12	57.688		11:22:11.059
13	58.070	+0.382	11:23:09.129
14	58.425	+0.737	11:24:07.554

(344) Colin Jamie Bönighausen (R)

Runde	Rundenzeit	Diff.	Tageszeit
1	1:01.144	+3.383	11:11:28.254
2	59.539	+1.778	11:12:27.793
3	59.164	+1.403	11:13:26.957
4	58.419	+0.658	11:14:25.376
5	58.751	+0.990	11:15:24.127
6	57.996	+0.235	11:16:22.123
7	58.398	+0.637	11:17:20.521
8	58.010	+0.249	11:18:18.531
9	58.632	+0.871	11:19:17.163
10	58.586	+0.825	11:20:15.749
11	57.906	+0.145	11:21:13.655
12	57.761		11:22:11.416
13	57.823	+0.062	11:23:09.239
14	58.895	+1.134	11:24:08.134

(312) Finn Gehrsitz (R)

Runde	Rundenzeit	Diff.	Tageszeit
1	1:01.832	+4.321	11:11:30.530
2	59.466	+1.955	11:12:29.996
3	59.736	+2.225	11:13:29.732
4	59.070	+1.559	11:14:28.802
5	58.040	+0.529	11:15:26.842
6	57.953	+0.442	11:16:24.795

Runde	Rundenzeit	Diff.	Tageszeit
7	57.768	+0.257	11:17:22.563
8	58.895	+1.384	11:18:21.458
9	57.788	+0.277	11:19:19.246
10	58.194	+0.683	11:20:17.440
11	58.080	+0.569	11:21:15.520
12	57.792	+0.281	11:22:13.312
13	57.511		11:23:10.823
14	57.979	+0.468	11:24:08.802

(383) Denny Berndt

Runde	Rundenzeit	Diff.	Tageszeit
1	1:01.990	+3.987	11:11:29.360
2	59.907	+1.904	11:12:29.267
3	58.886	+0.883	11:13:28.153
4	58.341	+0.338	11:14:26.494
5	58.714	+0.711	11:15:25.208
6	58.302	+0.299	11:16:23.510
7	58.538	+0.535	11:17:22.048
8	58.509	+0.506	11:18:20.557
9	58.318	+0.315	11:19:18.875
10	58.495	+0.492	11:20:17.370
11	58.548	+0.545	11:21:15.918
12	58.003		11:22:13.921
13	58.193	+0.190	11:23:12.114
14	58.526	+0.523	11:24:10.640

(322) Lennart Wolf (R)

Runde	Rundenzeit	Diff.	Tageszeit
1	1:01.531	+3.423	11:11:29.287
2	59.314	+1.206	11:12:28.601
3	58.975	+0.867	11:13:27.576
4	58.338	+0.230	11:14:25.914
5	58.815	+0.707	11:15:24.729
6	58.700	+0.592	11:16:23.429
7	58.994	+0.886	11:17:22.423
8	59.502	+1.394	11:18:21.925
9	58.383	+0.275	11:19:20.308
10	58.205	+0.097	11:20:18.513
11	58.108		11:21:16.621
12	58.195	+0.087	11:22:14.816
13	58.178	+0.070	11:23:12.994
14	58.121	+0.013	11:24:11.115

(301) Andre Petropoulos (R)

Runde	Rundenzeit	Diff.	Tageszeit
1	1:02.171	+4.145	11:11:30.708
2	1:00.391	+2.365	11:12:31.099
3	59.448	+1.422	11:13:30.547
4	59.491	+1.465	11:14:30.038
5	58.838	+0.812	11:15:28.876
6	58.298	+0.272	11:16:27.174
7	58.151	+0.125	11:17:25.325
8	58.448	+0.422	11:18:23.773
9	58.085	+0.059	11:19:21.858
10	58.026		11:20:19.884
11	58.233	+0.207	11:21:18.117
12	58.338	+0.312	11:22:16.455
13	58.367	+0.341	11:23:14.822
14	58.068	+0.042	11:24:12.890

(303) Paul Trusheim

Runde	Rundenzeit	Diff.	Tageszeit
1	1:01.661	+3.294	11:11:29.611
2	59.719	+1.352	11:12:29.330
3	59.265	+0.898	11:13:28.595
4	58.836	+0.469	11:14:27.431
5	58.896	+0.529	11:15:26.327
6	59.038	+0.671	11:16:25.365
7	58.605	+0.238	11:17:23.970
8	58.622	+0.255	11:18:22.592

Runde	Rundenzeit	Diff.	Tageszeit
9	58.521	+0.154	11:19:21.113
10	58.367		11:20:19.480
11	58.504	+0.137	11:21:17.984
12	58.396	+0.029	11:22:16.380
13	58.457	+0.090	11:23:14.837
14	59.018	+0.651	11:24:13.855

(390) Nadim Khneisser

Runde	Rundenzeit	Diff.	Tageszeit
1	1:02.122	+4.337	11:11:30.999
2	1:00.461	+2.676	11:12:31.460
3	59.226	+1.441	11:13:30.686
4	59.516	+1.731	11:14:30.202
5	59.108	+1.323	11:15:29.310
6	58.835	+1.050	11:16:28.145
7	58.826	+1.041	11:17:26.971
8	58.522	+0.737	11:18:25.493
9	58.099	+0.314	11:19:23.592
10	57.904	+0.119	11:20:21.496
11	57.809	+0.024	11:21:19.305
12	57.785		11:22:17.090
13	57.978	+0.193	11:23:15.068
14	58.976	+1.191	11:24:14.044

(309) Henrik Seibel

Runde	Rundenzeit	Diff.	Tageszeit
1	1:01.774	+3.748	11:11:30.224
2	59.568	+1.542	11:12:29.792
3	1:00.200	+2.174	11:13:29.992
4	59.839	+1.813	11:14:29.831
5	58.852	+0.826	11:15:28.683
6	58.194	+0.168	11:16:26.877
7	58.330	+0.304	11:17:25.207
8	58.809	+0.783	11:18:24.016
9	58.131	+0.105	11:19:22.147
10	58.095	+0.069	11:20:20.242
11	58.026		11:21:18.268
12	58.376	+0.350	11:22:16.644
13	58.561	+0.535	11:23:15.205
14	59.090	+1.064	11:24:14.295

(314) Nico Noel Manka

Runde	Rundenzeit	Diff.	Tageszeit
1	1:02.784	+4.954	11:11:31.967
2	59.973	+2.143	11:12:31.940
3	58.972	+1.142	11:13:30.912
4	1:00.266	+2.436	11:14:31.178
5	58.406	+0.576	11:15:29.584
6	59.077	+1.247	11:16:28.661
7	58.494	+0.664	11:17:27.155
8	58.893	+1.063	11:18:26.048
9	58.095	+0.265	11:19:24.143
10	58.184	+0.354	11:20:22.327
11	58.048	+0.218	11:21:20.375
12	57.857	+0.027	11:22:18.232
13	57.830		11:23:16.062
14	58.489	+0.659	11:24:14.551

(399) Sebastian Freymuth

Runde	Rundenzeit	Diff.	Tageszeit
1	1:01.941	+3.823	11:11:30.042
2	59.649	+1.531	11:12:29.691
3	1:00.819	+2.701	11:13:30.510
4	59.925	+1.807	11:14:30.435
5	58.728	+0.610	11:15:29.163
6	59.151	+1.033	11:16:28.314
7	58.992	+0.874	11:17:27.306
8	59.200	+1.082	11:18:26.506
9	58.118		11:19:24.624
10	58.278	+0.160	11:20:22.902

Zeitnahmekommissar & Auswertung: Julia Jäger; Camp Company

Orbits

Rennleiter: Martin Lainer

Rennsekretärin: Mareike Fuchs

Aushang:

Uhr

Unterschrift RL:

Unterschrift ZK:

www.mylaps.com

Lizensiert für Camp Company

Rotax Max Challenge Genk (BEL)

Junior

Genk 1,360 Km

Wertungslauf 2

23.07.2017 11:08

Rennen (12:00 und 1 Runden) gestartet um 11:10:26

Runde	Rundenzeit	Diff.	Tageszeit
11	58.306	+0.188	11:21:21.208
12	58.160	+0.042	11:22:19.368
13	58.349	+0.231	11:23:17.717
14	59.022	+0.904	11:24:16.739

Runde	Rundenzeit	Diff.	Tageszeit
13	59.091	+0.477	11:23:22.229
14	58.925	+0.311	11:24:21.154

Runde	Rundenzeit	Diff.	Tageszeit
-------	------------	-------	-----------

(345) Nick Deissler (R)

1	1:03.621	+5.408	11:11:31.864
2	1:00.275	+2.062	11:12:32.139
3	58.985	+0.772	11:13:31.124
4	1:00.352	+2.139	11:14:31.476
5	58.520	+0.307	11:15:29.996
6	58.875	+0.662	11:16:28.871
7	58.715	+0.502	11:17:27.586
8	1:00.300	+2.087	11:18:27.886
9	58.620	+0.407	11:19:26.506
10	58.213		11:20:24.719
11	58.285	+0.072	11:21:23.004
12	58.658	+0.445	11:22:21.662
13	58.398	+0.185	11:23:20.060
14	59.107	+0.894	11:24:19.167

(304) Nathalie Klügel (R)

1	1:01.849	+3.387	11:11:30.118
2	59.326	+0.864	11:12:29.444
3	1:00.176	+1.714	11:13:29.620
4	1:00.053	+1.591	11:14:29.673
5	58.739	+0.277	11:15:28.412
6	59.674	+1.212	11:16:28.086
7	58.785	+0.323	11:17:26.871
8	1:00.158	+1.696	11:18:27.029
9	58.462		11:19:25.491
10	58.626	+0.164	11:20:24.117
11	58.507	+0.045	11:21:22.624
12	58.661	+0.199	11:22:21.285
13	58.626	+0.164	11:23:19.911
14	59.659	+1.197	11:24:19.570

(310) Gruber Michel (R)

1	1:04.208	+5.775	11:11:32.316
2	1:00.024	+1.591	11:12:32.340
3	59.418	+0.985	11:13:31.758
4	59.878	+1.445	11:14:31.636
5	58.913	+0.480	11:15:30.549
6	58.555	+0.122	11:16:29.104
7	58.736	+0.303	11:17:27.840
8	59.371	+0.938	11:18:27.211
9	58.622	+0.189	11:19:25.833
10	58.433		11:20:24.266
11	58.451	+0.018	11:21:22.717
12	58.724	+0.291	11:22:21.441
13	58.897	+0.464	11:23:20.338
14	59.363	+0.930	11:24:19.701

(317) Nic-Noel Müller

1	1:02.472	+3.858	11:11:30.445
2	1:01.518	+2.904	11:12:31.963
3	59.749	+1.135	11:13:31.712
4	1:00.383	+1.769	11:14:32.095
5	59.101	+0.487	11:15:31.196
6	58.931	+0.317	11:16:30.127
7	58.872	+0.258	11:17:28.999
8	59.149	+0.535	11:18:28.148
9	58.790	+0.176	11:19:26.938
10	58.954	+0.340	11:20:25.892
11	58.632	+0.018	11:21:24.524
12	58.614		11:22:23.138

Zeitnahmekommissar & Auswertung: Julia Jäger; Camp Company

Orbits

Rennleiter: Martin Lainer

Rennsekretärin: Mareike Fuchs

Aushang:

Uhr

Unterschrift RL:

Unterschrift ZK:

www.mylaps.com

Lizenziert für Camp Company

Rotax Max Challenge Genk (BEL)

Junior

Genk 1,360 Km

Wertungslauf 3

23.07.2017 14:23

Rennen (12:00 und 1 Runden)

14	310 27	317 28
13	314 25	304 26
12	399 23	345 24
11	390 21	309 22
10	301 19	303 20
9	383 17	322 18
8	344 15	312 16
7	311 13	315 14
6	328 11	388 12
5	329 9	392 10
4	321 7	305 8
3	339 5	385 6
2	330 3	302 4
1	335 1	366 2

POLE POSITION

1

2

Zeitnahmekommissar & Auswertung: Julia Jäger; Camp Company

Orbits

Rennleiter: Martin Lainer

Rennsekretärin: Mareike Fuchs

Aushang: _____ Uhr

Unterschrift RL:

Unterschrift ZK:

www.mylaps.com

Lizenziert für Camp Company



Dörr Group
memotec
 Messtechnik



Rotax Max Challenge Genk (BEL)

Junior **Genk 1,360 Km**
Wertungslauf 3 **23.07.2017 14:23**
Rennen (12:00 und 1 Runden)


15

338

29

326

30



Zeitnahmekommissar & Auswertung: Julia Jäger; Camp Company
Rennleiter: Martin Lainer **Rennsekretärin: Mareike Fuchs**
Aushang: _____ Uhr
Unterschrift RL: _____ **Unterschrift ZK: _____**

www.mylaps.com
 Lizenziert für Camp Company



Dörr Group
memotec
Messtechnik



Rotax Max Challenge Genk (BEL)

Junior

Genk 1,360 Km

Wertungslauf 3

-NEU II-

23.07.2017 14:23

Rennen (12:00 und 1 Runden) gestartet um 14:26:28

Pos.	Nr.	Name	Nat-Wohnort	Fabrikat	Bewerber/Sponsor	Rnd.	Gesamtzeit	Diff.	Beste Zeit	In Rd.	Pkt.
1	329	Mads Riis	DEN-Flensburg	TONYKART	RS COMPETITION/	11	13:26.808		1:06.470	11	0
2	366	Ben Dörr (R)	GER-Butzbach		CRG PERFORMANCE/	11	13:27.480	0.672	1:08.940	11	25
3	321	Maximilian Krupper	GER-Berlin	PRAGA	ADAC BERLIN-BRANDENBURG E.V/	11	13:27.540	0.732	1:08.473	10	20
4	335	Victor Bay	DEN-Silkeborg	TONY	BAY VICTOR/	11	13:30.469	3.661	1:09.032	11	0
5	385	Valdemar Eriksen	DEN-Nibe	TONY	RS COMPETITION/	11	13:30.903	4.095	1:09.439	11	0
6	383	Denny Berndt	GER-Berlin	TONI	/	11	13:33.291	6.483	1:08.586	10	16
7	339	D - Laurenc Seifried	GER-Salzgitter	TONY	RS COMPETITION/	11	13:33.760	6.952	1:08.569	11	13
8	302	Ali Largim	DEN-Bjert	TONY	/	11	13:34.055	7.247	1:07.163	11	0
9	312	Finn Gehrsitz (R)	GER-Steinenbronn	RICCIARDO	SOLGAT MOTORSPORT/ADAC WUERTTI	11	13:34.277	7.469	1:06.688	11	11
10	301	Andre Petropoulos (R)	GER-Sindelfingen	SWISS	SWISS HUTLESS KARTS/	11	13:35.863	9.055	1:07.763	11	10
11	388	Finn Albig	GER-Backnang	TONY	RS COMPETITION/	11	13:35.868	9.060	1:08.446	11	9
12	315	Luca Thiel (R)	GER-Melle	ROSSOKORSA	/	11	13:36.005	9.197	1:08.524	11	8
13	309	Henrik Seibel	GER-Delbrück		VPDR/	11	13:36.250	9.442	1:08.197	11	7
14	328	Flint Schniggenberg (R)	GER-Gross Machnov	PRAGA	/	11	13:38.887	12.079	1:08.224	11	6
15	330	Vincent France (R)	GER-Bad Hornburg	EXPRIT	JJ RACING/	11	13:40.000	13.192	1:08.259	10	5
16	390	Nadim Khneisser	AUT-Adnet	DR	VPDR/	11	13:40.801	13.993	1:08.140	10	0
17	326	Bence Tuzson	HUN-Budapest	ESPRIT	JJ RACING/	11	13:42.037	15.229	1:08.744	11	0
18	344	Colin Jamie Bönighauser	GER-Isernhagen	TONY	/CASTROL POWER 1	11	13:43.827	17.019	1:06.241	11	4
19	303	Paul Trusheim	GER-Herborn	MARANELLO	NEES RACING/	11	13:46.032	19.224	1:08.610	11	3
20	304	Nathalie Klügel (R)	GER-Michendorf	TONY	/	11	13:46.401	19.593	1:07.888	11	2
21	314	Nico Noel Manka	GER-Unna	SODI	BEULE KART RACING TEAM/	11	13:47.011	20.203	1:07.503	11	1
22	311	Luis Laurin Speck	GER-Maxdorf	TBKART	TBKART SRL/	11	13:48.239	21.431	1:09.128	10	0
23	310	Gruber Michel (R)	GER-Hamburg	PRAGA	MICHEL GRUBER/	11	13:48.438	21.630	1:06.742	10	0
24	322	Lennart Wolf (R)	GER-Braunschweig	OK	/	11	13:49.443	22.635	1:05.920	11	0
25	392	Christoffer Sachse	DEN-Vadum	KOSMIC	/	11	13:51.868	25.060	1:07.621	11	0
26	399	Sebastian Freymuth	GER-Berlin	PRAGA	/	11	13:54.285	27.477	1:08.038	11	0
27	345	Nick Deissler (R)	GER-Obertshausen	MARANELLO	NEES RACING/	11	14:04.427	37.619	1:09.945	10	0
28	305	Luca Kaufhold	GER-Grosskrotzenbu	MARANELLO	NEES RACING/	11	14:10.794	43.986	1:11.319	10	0
29	317	Nic-Noel Müller	GER-Weiterstadt	MACH	/MMC MOTORSPORT	11	14:16.695	49.887	1:10.914	11	0
30	338	Levente Revesz	HUN-Nyiregyhaza	ALONSO	TMS RACING TEAM/					0	0

Bemerkungen

DMSB-Reg-Nr.: 58/2017

Ergebnis vorbehaltlich der technischen und sportlichen Nachuntersuchungen

Start-Nr.: 385 + 3 sek. Zeitstrafe; RL (verlassen Korridor)

Start-Nr.: 326; 328; 392; 345; 321 + 5 sek. Zeitstrafe; RL (Spoiler)

Start-Nr.: 339 + 5 sek. Zeitstrafe; RL (unfair driving/pushing)

Vorsprung	Ø km/h	Beste Rundenzeit	km/h	Beste Runde von
0.672	66,752	1:05.920	74,272	322 - Lennart Wolf (R)

Zeitnahmekommissar & Auswertung: Julia Jäger; Camp Company

Orbits

Rennleiter: Martin Lainer

Rennsekretärin: Mareike Fuchs

Aushang: _____ Uhr

Unterschrift RL:

Unterschrift ZK:

www.mylaps.com

Lizenziert für Camp Company

Rotax Max Challenge Genk (BEL)

Junior

Genk 1,360 Km

Wertungslauf 3

23.07.2017 14:23

Rennen (12:00 und 1 Runden) gestartet um 14:26:28

Runde	Rundenzeit	Diff.	Tageszeit
(321) Maximilian Krupper			
1	1:20.602	+12.129	14:27:50.118
2	1:17.451	+8.978	14:29:07.569
3	1:16.930	+8.457	14:30:24.499
4	1:15.697	+7.224	14:31:40.196
5	1:12.827	+4.354	14:32:53.023
6	1:11.529	+3.056	14:34:04.552
7	1:10.784	+2.311	14:35:15.336
8	1:10.009	+1.536	14:36:25.345
9	1:08.709	+0.236	14:37:34.054
10	1:08.473		14:38:42.527
11	1:08.708	+0.235	14:39:51.235

Runde	Rundenzeit	Diff.	Tageszeit
(329) Mads Riis			
1	1:19.073	+12.603	14:27:48.843
2	1:17.392	+10.922	14:29:06.235
3	1:16.111	+9.641	14:30:22.346
4	1:15.136	+8.666	14:31:37.482
5	1:13.889	+7.419	14:32:51.371
6	1:12.708	+6.238	14:34:04.079
7	1:14.836	+8.366	14:35:18.915
8	1:10.527	+4.057	14:36:29.442
9	1:11.619	+5.149	14:37:41.061
10	1:07.972	+1.502	14:38:49.033
11	1:06.470		14:39:55.503

Runde	Rundenzeit	Diff.	Tageszeit
(366) Ben Dörr (R)			
1	1:17.843	+8.903	14:27:46.538
2	1:16.496	+7.556	14:29:03.034
3	1:15.697	+6.757	14:30:18.731
4	1:15.403	+6.463	14:31:34.134
5	1:14.087	+5.147	14:32:48.221
6	1:14.098	+5.158	14:34:02.319
7	1:12.755	+3.815	14:35:15.074
8	1:11.191	+2.251	14:36:26.265
9	1:10.580	+1.640	14:37:36.845
10	1:10.390	+1.450	14:38:47.235
11	1:08.940		14:39:56.175

Runde	Rundenzeit	Diff.	Tageszeit
(339) D - Laurenc Seifried			
1	1:19.500	+10.931	14:27:48.591
2	1:18.312	+9.743	14:29:06.903
3	1:16.806	+8.237	14:30:23.709
4	1:15.914	+7.345	14:31:39.623
5	1:14.652	+6.083	14:32:54.275
6	1:12.388	+3.819	14:34:06.663
7	1:12.068	+3.499	14:35:18.731
8	1:11.102	+2.533	14:36:29.833
9	1:09.967	+1.398	14:37:39.800
10	1:09.086	+0.517	14:38:48.886
11	1:08.569		14:39:57.455

Runde	Rundenzeit	Diff.	Tageszeit
(335) Victor Bay			
1	1:17.149	+8.117	14:27:45.912
2	1:17.514	+8.482	14:29:03.426
3	1:15.950	+6.918	14:30:19.376
4	1:15.761	+6.729	14:31:35.137
5	1:14.691	+5.659	14:32:49.828
6	1:14.994	+5.962	14:34:04.822
7	1:12.516	+3.484	14:35:17.338
8	1:10.641	+1.609	14:36:27.979
9	1:11.530	+2.498	14:37:39.509
10	1:10.623	+1.591	14:38:50.132
11	1:09.032		14:39:59.164

Runde	Rundenzeit	Diff.	Tageszeit
(385) Valdemar Eriksen			
1	1:17.324	+7.885	14:27:46.432
2	1:15.905	+6.466	14:29:02.337
3	1:16.734	+7.295	14:30:19.071
4	1:15.486	+6.047	14:31:34.557
5	1:15.302	+5.863	14:32:49.859
6	1:13.775	+4.336	14:34:03.634
7	1:12.426	+2.987	14:35:16.060
8	1:10.734	+1.295	14:36:26.794
9	1:10.622	+1.183	14:37:37.416
10	1:09.743	+0.304	14:38:47.159
11	1:09.439		14:39:56.598

Runde	Rundenzeit	Diff.	Tageszeit
(383) Denny Berndt			
1	1:23.655	+15.069	14:27:54.622
2	1:16.580	+7.994	14:29:11.202
3	1:16.763	+8.177	14:30:27.965
4	1:14.732	+6.146	14:31:42.697
5	1:15.879	+7.293	14:32:58.576
6	1:12.896	+4.310	14:34:11.472
7	1:10.755	+2.169	14:35:22.227
8	1:11.100	+2.514	14:36:33.327
9	1:11.287	+2.701	14:37:44.614
10	1:08.586		14:38:53.200
11	1:08.786	+0.200	14:40:01.986

Runde	Rundenzeit	Diff.	Tageszeit
(328) Flint Schniggenberg (R)			
1	1:20.832	+12.608	14:27:51.420
2	1:17.272	+9.048	14:29:08.692
3	1:19.544	+11.320	14:30:28.236
4	1:15.269	+7.045	14:31:43.505
5	1:14.748	+6.524	14:32:58.253
6	1:13.688	+5.464	14:34:11.941
7	1:11.606	+3.382	14:35:23.547
8	1:10.957	+2.733	14:36:34.504
9	1:10.642	+2.418	14:37:45.146
10	1:09.212	+0.988	14:38:54.358
11	1:08.224		14:40:02.582

Runde	Rundenzeit	Diff.	Tageszeit
(302) Ali Largim			
1	1:18.970	+11.807	14:27:47.817
2	1:22.559	+15.396	14:29:10.376
3	1:18.035	+10.872	14:30:28.411
4	1:16.064	+8.901	14:31:44.475
5	1:14.764	+7.601	14:32:59.239
6	1:13.394	+6.231	14:34:12.633
7	1:12.386	+5.223	14:35:25.019
8	1:10.548	+3.385	14:36:35.567
9	1:09.961	+2.798	14:37:45.528
10	1:10.059	+2.896	14:38:55.587
11	1:07.163		14:40:02.750

Runde	Rundenzeit	Diff.	Tageszeit
(312) Finn Gehrsitz (R)			
1	1:20.386	+13.698	14:27:50.592
2	1:17.623	+10.935	14:29:08.215
3	1:15.882	+9.194	14:30:24.097
4	1:17.822	+11.134	14:31:41.919
5	1:16.717	+10.029	14:32:58.636
6	1:12.167	+5.479	14:34:10.803
7	1:12.831	+6.143	14:35:23.634
8	1:09.747	+3.059	14:36:33.381
9	1:11.441	+4.753	14:37:44.822
10	1:11.462	+4.774	14:38:56.284
11	1:06.688		14:40:02.972

Runde	Rundenzeit	Diff.	Tageszeit
(301) Andre Petropoulos (R)			

Runde	Rundenzeit	Diff.	Tageszeit
(388) Finn Albig			
1	1:21.427	+13.664	14:27:52.500
2	1:18.036	+10.273	14:29:10.536
3	1:17.192	+9.429	14:30:27.728
4	1:14.712	+6.949	14:31:42.440
5	1:15.132	+7.369	14:32:57.572
6	1:16.936	+9.173	14:34:14.508
7	1:11.548	+3.785	14:35:26.056
8	1:09.942	+2.179	14:36:35.998
9	1:10.232	+2.469	14:37:46.230
10	1:10.565	+2.802	14:38:56.795
11	1:07.763		14:40:04.558

Runde	Rundenzeit	Diff.	Tageszeit
(388) Finn Albig			
1	1:20.043	+11.597	14:27:49.928
2	1:17.334	+8.888	14:29:07.262
3	1:17.136	+8.690	14:30:24.398
4	1:17.044	+8.598	14:31:41.442
5	1:14.579	+6.133	14:32:56.021
6	1:13.157	+4.711	14:34:09.178
7	1:12.490	+4.044	14:35:21.668
8	1:11.458	+3.012	14:36:33.126
9	1:11.542	+3.096	14:37:44.668
10	1:11.449	+3.003	14:38:56.117
11	1:08.446		14:40:04.563

Runde	Rundenzeit	Diff.	Tageszeit
(315) Luca Thiel (R)			
1	1:20.714	+12.190	14:27:50.851
2	1:17.693	+9.169	14:29:08.544
3	1:20.806	+12.282	14:30:29.350
4	1:15.344	+6.820	14:31:44.694
5	1:14.762	+6.238	14:32:59.456
6	1:13.199	+4.675	14:34:12.655
7	1:11.520	+2.996	14:35:24.175
8	1:10.716	+2.192	14:36:34.891
9	1:10.717	+2.193	14:37:45.608
10	1:10.568	+2.044	14:38:56.176
11	1:08.524		14:40:04.700

Runde	Rundenzeit	Diff.	Tageszeit
(309) Henrik Seibel			
1	1:23.474	+15.277	14:27:54.799
2	1:21.512	+13.315	14:29:16.311
3	1:19.012	+10.815	14:30:35.323
4	1:14.214	+6.017	14:31:49.537
5	1:14.640	+6.443	14:33:04.177
6	1:12.066	+3.869	14:34:16.243
7	1:11.540	+3.343	14:35:27.783
8	1:09.946	+1.749	14:36:37.729
9	1:08.907	+0.710	14:37:46.636
10	1:10.112	+1.915	14:38:56.748
11	1:08.197		14:40:04.945

Runde	Rundenzeit	Diff.	Tageszeit
(326) Bence Tuzson			
1	1:24.959	+16.215	14:27:56.710
2	1:19.752	+11.008	14:29:16.462
3	1:17.185	+8.441	14:30:33.647
4	1:14.708	+5.964	14:31:48.355
5	1:15.951	+7.207	14:33:04.306
6	1:13.550	+4.806	14:34:17.856
7	1:11.075	+2.331	14:35:28.931
8	1:09.971	+1.227	14:36:38.902
9	1:08.937	+0.193	14:37:47.839
10	1:09.149	+0.405	14:38:56.988
11	1:08.744		14:40:05.732

Runde	Rundenzeit	Diff.	Tageszeit
(330) Vincent France (R)			
1	1:27.804	+19.545	14:27:56.769

Zeitnahmekommissar & Auswertung: Julia Jäger; Camp Company

Orbits

Rennleiter: Martin Lainer

Rennsekretärin: Mareike Fuchs

Aushang:

Uhr

Unterschrift RL:

Unterschrift ZK:

www.mylaps.com

Lizenziert für Camp Company

Rotax Max Challenge Genk (BEL)

Junior

Genk 1,360 Km

Wertungslauf 3

23.07.2017 14:23

Rennen (12:00 und 1 Runden) gestartet um 14:26:28

Runde	Rundenzeit	Diff.	Tageszeit
2	1:19.175	+10.916	14:29:15.944
3	1:16.664	+8.405	14:30:32.608
4	1:14.655	+6.396	14:31:47.263
5	1:15.626	+7.367	14:33:02.889
6	1:12.847	+4.588	14:34:15.736
7	1:11.613	+3.354	14:35:27.349
8	1:13.743	+5.484	14:36:41.092
9	1:10.358	+2.099	14:37:51.450
10	1:08.259		14:38:59.709
11	1:08.986	+0.727	14:40:08.695

(390) Nadim Khneisser

1	1:22.193	+14.053	14:27:53.382
2	1:23.009	+14.869	14:29:16.391
3	1:19.045	+10.905	14:30:35.436
4	1:16.563	+8.423	14:31:51.999
5	1:14.672	+6.532	14:33:06.671
6	1:12.566	+4.426	14:34:19.237
7	1:12.782	+4.642	14:35:32.019
8	1:10.847	+2.707	14:36:42.866
9	1:09.203	+1.063	14:37:52.069
10	1:08.140		14:39:00.209
11	1:09.287	+1.147	14:40:09.496

(344) Colin Jamie Bönighausen (R)

1	1:33.883	+27.642	14:28:04.695
2	1:19.639	+13.398	14:29:24.334
3	1:16.589	+10.348	14:30:40.923
4	1:15.739	+9.498	14:31:56.662
5	1:13.944	+7.703	14:33:10.606
6	1:15.705	+9.464	14:34:26.311
7	1:11.426	+5.185	14:35:37.737
8	1:10.520	+4.279	14:36:48.257
9	1:09.922	+3.681	14:37:58.179
10	1:08.102	+1.861	14:39:06.281
11	1:06.241		14:40:12.522

(303) Paul Trusheim

1	1:24.211	+15.601	14:27:55.370
2	1:18.976	+10.366	14:29:14.346
3	1:17.167	+8.557	14:30:31.513
4	1:16.637	+8.027	14:31:48.150
5	1:15.844	+7.234	14:33:03.994
6	1:14.523	+5.913	14:34:18.517
7	1:13.084	+4.474	14:35:31.601
8	1:12.871	+4.261	14:36:44.472
9	1:11.134	+2.524	14:37:55.606
10	1:10.511	+1.901	14:39:06.117
11	1:08.610		14:40:14.727

(304) Nathalie Klügel (R)

1	1:23.261	+15.373	14:27:56.243
2	1:21.820	+13.932	14:29:18.063
3	1:18.632	+10.744	14:30:36.695
4	1:15.572	+7.684	14:31:52.267
5	1:15.540	+7.652	14:33:07.807
6	1:14.954	+7.066	14:34:22.761
7	1:12.396	+4.508	14:35:35.157
8	1:12.192	+4.304	14:36:47.349
9	1:09.893	+2.005	14:37:57.242
10	1:09.966	+2.078	14:39:07.208
11	1:07.888		14:40:15.096

(392) Christoffer Sachse

1	1:34.335	+26.714	14:28:04.058
2	1:16.816	+9.195	14:29:20.874

Runde	Rundenzeit	Diff.	Tageszeit
3	1:23.755	+16.134	14:30:44.629
4	1:14.977	+7.356	14:31:59.606
5	1:14.557	+6.936	14:33:14.163
6	1:13.120	+5.499	14:34:27.283
7	1:11.355	+3.734	14:35:38.638
8	1:10.845	+3.224	14:36:49.483
9	1:09.419	+1.798	14:37:58.902
10	1:09.040	+1.419	14:39:07.942
11	1:07.621		14:40:15.563

(314) Nico Noel Manka

1	1:25.067	+17.564	14:27:56.675
2	1:20.378	+12.875	14:29:17.053
3	1:20.264	+12.761	14:30:37.317
4	1:16.553	+9.050	14:31:53.870
5	1:15.651	+8.148	14:33:09.521
6	1:13.918	+6.415	14:34:23.439
7	1:14.194	+6.691	14:35:37.633
8	1:12.855	+5.352	14:36:50.488
9	1:08.920	+1.417	14:37:59.408
10	1:08.795	+1.292	14:39:08.203
11	1:07.503		14:40:15.706

(311) Luis Laurin Speck

1	1:28.057	+18.929	14:27:58.627
2	1:20.195	+11.067	14:29:18.822
3	1:18.120	+8.992	14:30:36.942
4	1:15.892	+6.764	14:31:52.834
5	1:15.946	+6.818	14:33:08.780
6	1:14.216	+5.088	14:34:22.996
7	1:14.224	+5.096	14:35:37.220
8	1:10.719	+1.591	14:36:47.939
9	1:10.138	+1.010	14:37:58.077
10	1:09.128		14:39:07.205
11	1:09.729	+0.601	14:40:16.934

(310) Gruber Michel (R)

1	1:25.493	+18.751	14:27:57.587
2	1:19.757	+13.015	14:29:17.344
3	1:18.667	+11.925	14:30:36.011
4	1:15.958	+9.216	14:31:51.969
5	1:16.216	+9.474	14:33:08.185
6	1:14.794	+8.052	14:34:22.979
7	1:14.566	+7.824	14:35:37.545
8	1:14.979	+8.237	14:36:52.524
9	1:09.056	+2.314	14:38:01.580
10	1:06.742		14:39:08.322
11	1:08.811	+2.069	14:40:17.133

(322) Lennart Wolf (R)

1	1:26.870	+20.950	14:27:59.143
2	1:29.536	+23.616	14:29:28.679
3	1:18.811	+12.891	14:30:47.490
4	1:17.332	+11.412	14:32:04.822
5	1:15.390	+9.470	14:33:20.212
6	1:13.409	+7.489	14:34:33.621
7	1:11.689	+5.769	14:35:45.310
8	1:09.424	+3.504	14:36:54.734
9	1:10.283	+4.363	14:38:05.017
10	1:07.201	+1.281	14:39:12.218
11	1:05.920		14:40:18.138

(399) Sebastian Freymuth

1	1:23.044	+15.006	14:27:54.537
2	1:20.265	+12.227	14:29:14.802
3	1:24.577	+16.539	14:30:39.379

Runde	Rundenzeit	Diff.	Tageszeit
4	1:17.758	+9.720	14:31:57.137
5	1:15.856	+7.818	14:33:12.993
6	1:15.563	+7.525	14:34:28.556
7	1:12.964	+4.926	14:35:41.520
8	1:11.423	+3.385	14:36:52.943
9	1:11.832	+3.794	14:38:04.775
10	1:10.167	+2.129	14:39:14.942
11	1:08.038		14:40:22.980

(345) Nick Deissler (R)

1	1:23.373	+13.428	14:27:54.921
2	1:20.541	+10.596	14:29:15.462
3	1:18.549	+8.604	14:30:34.011
4	1:17.154	+7.209	14:31:51.165
5	1:15.842	+5.897	14:33:07.007
6	1:15.543	+5.598	14:34:22.550
7	1:14.971	+5.026	14:35:37.521
8	1:15.402	+5.457	14:36:52.923
9	1:12.645	+2.700	14:38:05.568
10	1:09.945		14:39:15.513
11	1:12.609	+2.664	14:40:28.122

(305) Luca Kaufhold

1	1:34.423	+23.104	14:28:03.861
2	1:20.686	+9.367	14:29:24.547
3	1:18.410	+7.091	14:30:42.957
4	1:19.189	+7.870	14:32:02.146
5	1:16.236	+4.917	14:33:18.382
6	1:16.160	+4.841	14:34:34.542
7	1:14.850	+3.531	14:35:49.392
8	1:13.986	+2.667	14:37:03.378
9	1:12.762	+1.443	14:38:16.140
10	1:11.319		14:39:27.459
11	1:12.030	+0.711	14:40:39.489

(317) Nic-Noel Müller

1	1:26.840	+15.926	14:27:59.629
2	1:24.356	+13.442	14:29:23.985
3	1:20.419	+9.505	14:30:44.404
4	1:22.168	+11.254	14:32:06.572
5	1:19.099	+8.185	14:33:25.671
6	1:17.197	+6.283	14:34:42.868
7	1:15.422	+4.508	14:35:58.290
8	1:13.118	+2.204	14:37:11.408
9	1:12.075	+1.161	14:38:23.483
10	1:10.993	+0.079	14:39:34.476
11	1:10.914		14:40:45.390

Zeitnahmekommissar & Auswertung: Julia Jäger; Camp Company Orbits

Rennleiter: Martin Lainer Rennsekretärin: Mareike Fuchs

Aushang: Uhr

Unterschrift RL: Unterschrift ZK:

www.mylaps.com
Lizenziert für Camp Company

Rotax Max Challenge Genk (BEL) 23.07.17

Strecke: Genk

Tageswertung Klasse MAX Junior-G

Pos	Nr.	Name	Pos	R1	R2	R3	Punkte
Pos	Berwerber	Sponsor	R3	Pkt	Pkt	Pkt	Gesamt
		Fabrikat					
1	366	Ben Dörr (R) CRG PERFORMANCE/	2	25	20	20	65
2	335	Victor Bay BAY VICTOR/	4	20	25	13	58
3	385	Valdemar Eriksen RS COMPETITION/	5	16	10	11	37
4	321	Maximilian Krupper ADAC BERLIN-BRANDENBURG E.V/	3	10	9	16	35
5	329	Mads Riis RS COMPETITION/	1	0	7	25	32
6	339	D - Laurenc Seifried RS COMPETITION/	7	11	11	9	31
7	330	Vincent France (R) JJ RACING/	15	13	16	1	30
8	302	Ali Largim /	8	1	13	8	22
9	388	Finn Albig RS COMPETITION/	11	6	4	5	15
10	305	Luca Kaufhold NEES RACING/	28	7	8	0	15
11	383	Denny Berndt /	6	3	0	10	13
12	328	Flint Schniggenberg (R) /	14	5	5	2	12
13	311	Luis Laurin Speck TBKART SRL/	22	9	3	0	12
14	315	Luca Thiel (R) /	12	4	2	4	10
15	344	Colin Jamie Bönighausen (R) /CASTROL POWER 1	18	8	1	0	9
16	392	Christoffer Sachse /	25	2	6	0	8
17	312	Finn Gehrsitz (R) SOLGAT MOTORSPORT/ADAC WUERTEMBERG RICCIARDO	9	0	0	7	7
18	301	Andre Petropoulos (R) SWISS HUTLESS KARTS/	10	0	0	6	6
19	309	Henrik Seibel VPDR/	13	0	0	3	3

Ergebnis vorbehaltlich der technischen und sportlichen Nachuntersuchung!!!

Rennleiter Martin Lainer

Zeitnahme Julia Jäger

Rennsekretärin Mareike Fuchs

Aushangzeit



Dörr Group
memotec
Messtechnik



TAD
racing seats



Rotax Max Challenge Genk (BEL) 23.07.17

Strecke: Genk

Tageswertung Klasse MAX Junior-G

Pos	Nr.	Name Berwerber Sponsor	Wohnort Fabrikat	Pos R3	R1 Pkt	R2 Pkt	R3 Pkt	Punkte Gesamt
20	390	Nadim Khneisser VPDR/	DR	16	0	0	0	0
21	326	Bence Tuzson JJ RACING/	ESPRIT	17	0	0	0	0
22	303	Paul Trusheim NEES RACING/	MARANELLO	19	0	0	0	0
23	304	Nathalie Klügel (R) /	TONY	20	0	0	0	0
24	314	Nico Noel Manka BEULE KART RACING TEAM/	SODI	21	0	0	0	0
25	310	Gruber Michel (R) MICHEL GRUBER/	PRAGA	23	0	0	0	0
26	322	Lennart Wolf (R) /	OK	24	0	0	0	0
27	399	Sebastian Freymuth /	PRAGA	26	0	0	0	0
28	345	Nick Deissler (R) NEES RACING/	MARANELLO	27	0	0	0	0
29	317	Nic-Noel Müller /MMC MOTORSPORT	MACH	29	0	0	0	0
30	338	Levente Revesz TMS RACING TEAM/	ALONSO	30	0	0	0	0

Ergebnis vorbehaltlich der technischen und sportlichen Nachuntersuchung!!!

Rennleiter Martin Lainer

Zeitnahme Julia Jäger

Rennsekretärin Mareike Fuchs

Aushangzeit

gedruckt: 23.07.2017 16:02

Seite 2 von 2