



# Int. ADAC Supercross München 2016

SX1

München 0,300 Km

FREE PRACTICE 1 A

18.11.2016 10:54

Practice (5:00 Time)

No.	Name	Entrant/Team	Nat.
3	Jace Wayne OWEN	Team Waldmann	USA
19	Loic ROMBAUT	HFour-Caluori Racing Team by Energybody	FRA
39	Niclas HALLAFORS	STC Racing	SWE
68	Harrison HEATH	Sturm Racing Team	USA
75	Nicholas SCHMIDT	Sturm Racing Team	USA
80	Cade CLASON	Meyer Racing Team	USA
98	Austin POLITELLI	Meyer Racing Team	USA
99	Paul COATES	MONSTER ENERGY KAWASAKI ELF Team Pfeil	GBR
211	Sullivan JAULIN	KTM-Kosak Racing	FRA
817	Jason CLERMONT	HFour-Caluori Racing Team by Energybody	FRA
952	Ludowig MACLER	Suzuki Schill by MJ Sport	FRA





## Int. ADAC Supercross München 2016

SX1

München 0,300 Km

FREE PRACTICE 1 B

18.11.2016 11:02

Practice (5:00 Time)

No.	Name	Entrant/Team	Nat.
4	Matthew Bayliss	Team Waldmann	GBR
27	Nick WEY	Sturm Racing Team	USA
42	Kyle CUNNINGHAM	Team Castrol Power1 Suzuki Moto-Base	USA
69	Carlos MACANAS	Team Twenty Suspension	ESP
101	Christopher BLOSE	Sturm Racing Team	USA
134	Filip NEUGEBAUER	MONSTER ENERGY KAWASAKI ELF Team Pfeil	CZE
511	Steven CLARKE	MPS Husqvarna Racing	GBR
644	Nick KOUWENBERG	Team Castrol Power1 Suzuki Moto-Base	NED
727	Boris MAILLARD	Team DIGA-Procross	FRA
922	Kevin FORS	KMP-Honda-Repsol-Racing-Team	BEL



# Int. ADAC Supercross München 2016

SX1

München 0,300 Km

FREE PRACTICE 1 C

18.11.2016 11:10

Practice (5:00 Time)

No.	Name	Entrant/Team	Nat.
5	Gavin FAITH	Team Waldmann	USA
32	Marcus LEE SOPER	Team Twenty Suspension	GBR
61	Gannon AUDETTE	MONSTER ENERGY KAWASAKI ELF Team Pfeil	USA
62	Jesse WENTLAND	stielergruppe.mx Johannes-Bikes Suzuki	USA
64	Dominique THURY	Team GST Berlin	GER
74	Zack WILLIAMS	KMP-Honda-Repsol-Racing-Team	USA
92	Steve MAGES	Meyer Racing Team	USA
225	Charles LEFRANCOIS	Team Twenty Suspension	FRA
810	Kai HAASE	stielergruppe.mx Johannes-Bikes Suzuki	GER
941	Jeffrey MEURS	STC Racing	NDL





# Int. ADAC Supercross München 2016

**SX1**

**München 0,300 Km**

**FREE PRACTICE 1 A**

**18.11.2016 10:54**

**Practice (5:00 Time) started at 11:01:01**

Pos	No.	Name	Nat.	Bike	Entrant/Team	Laps	Best Tm	Diff	In Lap	km/h
1	75	Nicholas SCHMIDT	USA	Suzuki	Sturm Racing Team	9	27.230		8	39,662
2	3	Jace Wayne OWEN	USA	Honda	Team Waldmann	10	27.515	0.285	10	39,251
3	817	Jason CLERMONT	FRA	Honda	HFour-Caluori Racing Team by Energybody	10	28.506	1.276	8	37,887
4	952	Ludowig MACLER	FRA	Suzuki	Suzuki Schill by MJ Sport	9	28.724	1.494	8	37,599
5	68	Harrison HEATH	USA	Kawasaki	Sturm Racing Team	10	29.097	1.867	9	37,117
6	98	Austin POLITELLI	USA	Yamaha	Meyer Racing Team	9	29.162	1.932	6	37,034
7	19	Loic ROMBAUT	FRA	KTM	HFour-Caluori Racing Team by Energybody	9	29.478	2.248	9	36,637
8	99	Paul COATES	GBR	Kawasaki	MONSTER ENERGY KAWASAKI ELF Team Pfeil	9	29.569	2.339	9	36,525
9	39	Niclas HALLAFORS	SWE	Yamaha	STC Racing	8	30.293	3.063	7	35,652
10	80	Cade CLASON	USA	Honda	Meyer Racing Team	4	30.679	3.449	4	35,203
11	211	Sullivan JAULIN	FRA	KTM	KTM-Kosak Racing				0	-





# Int. ADAC Supercross München 2016

## SX1

## München 0,300 Km

### FREE PRACTICE 1 A

### 18.11.2016 10:54

#### Practice (5:00 Time) started at 11:01:01

Lap	Time of Day	Lap Tm	Diff	Lap	Time of Day	Lap Tm	Diff	Lap	Time of Day	Lap Tm	Diff	
(75) Nicholas SCHMIDT				7	11:05:21.809	<b>43.107</b>	+13.945					
1	11:01:46.207	<b>28.950</b>	+1.720	8	11:05:55.440	<b>33.631</b>	+4.469					
2	11:02:13.809	<b>27.602</b>	+0.372	9	11:06:25.637	<b>30.197</b>	+1.035					
3	11:02:46.722	<b>32.913</b>	+5.683	(19) Loic ROMBAUT								
4	11:03:14.902	<b>28.180</b>	+0.950	1	11:02:04.732	<b>39.915</b>	+10.437					
5	11:03:53.602	<b>38.700</b>	+11.470	2	11:02:36.735	<b>32.003</b>	+2.525					
6	11:04:20.947	<b>27.345</b>	+0.115	3	11:03:08.668	<b>31.933</b>	+2.455					
7	11:05:11.577	<b>50.630</b>	+23.400	4	11:03:39.589	<b>30.921</b>	+1.443					
8	11:05:38.807	<b>27.230</b>		5	11:04:19.229	<b>39.640</b>	+10.162					
9	11:06:29.128	<b>50.321</b>	+23.091	6	11:04:49.151	<b>29.922</b>	+0.444					
(3) Jace Wayne OWEN				7	11:05:20.594	<b>31.443</b>	+1.965					
1	11:01:52.607	<b>32.885</b>	+5.370	8	11:05:57.227	<b>36.633</b>	+7.155					
2	11:02:23.436	<b>30.829</b>	+3.314	9	11:06:26.705	<b>29.478</b>						
3	11:02:55.679	<b>32.243</b>	+4.728	(99) Paul COATES								
4	11:03:25.767	<b>30.088</b>	+2.573	1	11:02:00.495	<b>34.424</b>	+4.855					
5	11:03:54.729	<b>28.962</b>	+1.447	2	11:02:32.350	<b>31.855</b>	+2.286					
6	11:04:22.890	<b>28.161</b>	+0.646	3	11:03:04.850	<b>32.500</b>	+2.931					
7	11:05:08.017	<b>45.127</b>	+17.612	4	11:03:37.676	<b>32.826</b>	+3.257					
8	11:05:43.171	<b>35.154</b>	+7.639	5	11:04:10.863	<b>33.187</b>	+3.618					
9	11:06:12.674	<b>29.503</b>	+1.988	6	11:04:41.835	<b>30.972</b>	+1.403					
10	11:06:40.189	<b>27.515</b>		7	11:05:14.218	<b>32.383</b>	+2.814					
(817) Jason CLERMONT				8	11:05:47.999	<b>33.781</b>	+4.212					
1	11:01:50.298	<b>33.551</b>	+5.045	9	11:06:17.568	<b>29.569</b>						
2	11:02:21.411	<b>31.113</b>	+2.607	(39) Niclas HALLAFORS								
3	11:02:51.280	<b>29.869</b>	+1.363	1	11:02:01.873	<b>34.326</b>	+4.033					
4	11:03:27.062	<b>35.782</b>	+7.276	2	11:02:34.008	<b>32.135</b>	+1.842					
5	11:03:56.745	<b>29.683</b>	+1.177	3	11:03:43.806	<b>1:09.798</b>	+39.505					
6	11:04:25.808	<b>29.063</b>	+0.557	4	11:04:24.037	<b>40.231</b>	+9.938					
7	11:04:54.572	<b>28.764</b>	+0.258	5	11:05:05.316	<b>41.279</b>	+10.986					
8	11:05:23.078	<b>28.506</b>		6	11:05:36.791	<b>31.475</b>	+1.182					
9	11:05:53.280	<b>30.202</b>	+1.696	7	11:06:07.084	<b>30.293</b>						
10	11:06:21.923	<b>28.643</b>	+0.137	8	11:06:47.019	<b>39.935</b>	+9.642					
(952) Ludwig MACLER				(80) Cade CLASON								
1	11:02:05.857	<b>33.518</b>	+4.794	1	11:02:03.380	<b>33.363</b>	+2.684					
2	11:02:39.972	<b>34.115</b>	+5.391	2	11:02:34.825	<b>31.445</b>	+0.766					
3	11:03:15.671	<b>35.699</b>	+6.975	3	11:06:05.122	<b>3:30.297</b>	+2:59.618					
4	11:03:47.072	<b>31.401</b>	+2.677	4	11:06:35.801	<b>30.679</b>						
5	11:04:17.503	<b>30.431</b>	+1.707									
6	11:05:03.890	<b>46.387</b>	+17.663									
7	11:05:33.369	<b>29.479</b>	+0.755									
8	11:06:02.093	<b>28.724</b>										
9	11:06:37.513	<b>35.420</b>	+6.696									
(68) Harrison HEATH												
1	11:01:54.739	<b>33.753</b>	+4.656									
2	11:02:27.279	<b>32.540</b>	+3.443									
3	11:03:02.787	<b>35.508</b>	+6.411									
4	11:03:33.151	<b>30.364</b>	+1.267									
5	11:04:03.284	<b>30.133</b>	+1.036									
6	11:04:32.613	<b>29.329</b>	+0.232									
7	11:05:01.843	<b>29.230</b>	+0.133									
8	11:05:51.029	<b>49.186</b>	+20.089									
9	11:06:20.126	<b>29.097</b>										
10	11:06:49.335	<b>29.209</b>	+0.112									
(98) Austin POLITELLI												
1	11:01:59.010	<b>36.056</b>	+6.894									
2	11:02:29.924	<b>30.914</b>	+1.752									
3	11:03:07.173	<b>37.249</b>	+8.087									
4	11:03:39.164	<b>31.991</b>	+2.829									
5	11:04:09.540	<b>30.376</b>	+1.214									
6	11:04:38.702	<b>29.162</b>										





# Int. ADAC Supercross München 2016

**SX1**

**München 0,300 Km**

**FREE PRACTICE 1 B**

**18.11.2016 11:02**

**Practice (5:00 Time) started at 11:09:48**

Pos	No.	Name	Nat.	Bike	Entrant/Team	Laps	Best Tm	Diff	In Lap	km/h
1	101	Christopher BLOSE	USA	Kawasaki	Sturm Racing Team	9	26.809		8	40,285
2	42	Kyle CUNNINGHAM	USA	Suzuki	Team Castrol Power1 Suzuki Moto-Base	8	28.230	1.421	7	38,257
3	727	Boris MAILLARD	FRA	Suzuki	Team DIGA-Procross	9	28.359	1.550	9	38,083
4	211	Sullivan JAULIN	FRA	KTM	KTM-Kosak Racing	9	28.594	1.785	8	37,770
5	27	Nick WEY	USA	Kawasaki	Sturm Racing Team	8	28.882	2.073	7	37,394
6	134	Filip NEUGEBAUER	CZE	Kawasaki	MONSTER ENERGY KAWASAKI ELF Team Pfeil	9	29.552	2.743	4	36,546
7	922	Kevin FORS	BEL	Honda	KMP-Honda-Repsol-Racing-Team	8	29.983	3.174	8	36,020
8	69	Carlos MACANAS	ESP	Suzuki	Team Twenty Suspension	6	30.980	4.171	5	34,861
9	511	Steven CLARKE	GBR	Husqvarna	MPS Husqvarna Racing	7	31.285	4.476	5	34,521
10	4	Matthew Bayliss	GBR	Honda	Team Waldmann	6	32.218	5.409	5	33,522
11	644	Nick KOUWENBERG	NED	Suzuki	Team Castrol Power1 Suzuki Moto-Base				0	-





# Int. ADAC Supercross München 2016

**SX1**

**München 0,300 Km**

**FREE PRACTICE 1 B**

**18.11.2016 11:02**

**Practice (5:00 Time) started at 11:09:48**

Lap	Time of Day	Lap Tm	Diff	Lap	Time of Day	Lap Tm	Diff	Lap	Time of Day	Lap Tm	Diff
<b>(101) Christopher BLOSE</b>				1	11:10:36.228	<b>30.829</b>	+4.020	1	11:10:52.547	<b>42.363</b>	+12.380
2	11:11:06.044	<b>29.816</b>	+3.007	2	11:11:37.596	<b>45.049</b>	+15.066	2	11:12:09.670	<b>32.074</b>	+2.091
3	11:11:39.761	<b>33.717</b>	+6.908	3	11:12:41.439	<b>31.769</b>	+1.786	3	11:13:12.238	<b>30.799</b>	+0.816
4	11:12:15.002	<b>35.241</b>	+8.432	4	11:14:06.697	<b>54.459</b>	+24.476	4	11:14:37.234	<b>30.537</b>	+0.554
5	11:12:44.847	<b>29.845</b>	+3.036	5	11:15:07.217	<b>29.983</b>		5			
6	11:13:14.065	<b>29.218</b>	+2.409	<b>(69) Carlos MACANAS</b>				1	11:12:07.032	<b>58.161</b>	+27.181
7	11:13:44.296	<b>30.231</b>	+3.422	2	11:12:44.538	<b>37.506</b>	+6.526	2	11:13:16.322	<b>31.784</b>	+0.804
8	11:14:11.105	<b>26.809</b>		3	11:13:47.811	<b>31.489</b>	+0.509	3	11:14:18.791	<b>30.980</b>	
9	11:14:54.426	<b>43.321</b>	+16.512	4	11:14:49.809	<b>31.018</b>	+0.038	4			
<b>(42) Kyle CUNNINGHAM</b>				5	11:13:16.816	<b>42.735</b>	+14.505	<b>(511) Steven CLARKE</b>			
1	11:10:51.898	<b>34.821</b>	+6.591	6	11:14:05.119	<b>48.303</b>	+20.073	1	11:11:31.701	<b>38.331</b>	+7.046
2	11:11:30.114	<b>38.216</b>	+9.986	7	11:14:33.349	<b>28.230</b>		2	11:12:09.014	<b>37.313</b>	+6.028
3	11:12:04.800	<b>34.686</b>	+6.456	8	11:15:11.069	<b>37.720</b>	+9.490	3	11:12:46.584	<b>37.570</b>	+6.285
4	11:12:34.081	<b>29.281</b>	+1.051	<b>(727) Boris MAILLARD</b>				4	11:13:26.900	<b>40.316</b>	+9.031
5	11:13:16.816	<b>42.735</b>	+14.505	1	11:10:57.441	<b>37.187</b>	+8.828	5	11:13:58.185	<b>31.285</b>	
6	11:14:05.119	<b>48.303</b>	+20.073	2	11:11:29.504	<b>32.063</b>	+3.704	6	11:14:31.753	<b>33.568</b>	+2.283
7	11:14:33.349	<b>28.230</b>		3	11:12:01.180	<b>31.676</b>	+3.317	7	11:15:09.182	<b>37.429</b>	+6.144
8	11:15:11.069	<b>37.720</b>	+9.490	4	11:12:30.972	<b>29.792</b>	+1.433	<b>(4) Matthew Bayliss</b>			
<b>(211) Sullivan JAULIN</b>				5	11:13:00.258	<b>29.286</b>	+0.927	1	11:11:22.734	<b>41.603</b>	+9.385
1	11:10:57.441	<b>37.187</b>	+8.828	6	11:13:38.916	<b>38.658</b>	+10.299	2	11:12:05.655	<b>42.921</b>	+10.703
2	11:11:29.504	<b>32.063</b>	+3.704	7	11:14:14.561	<b>35.645</b>	+7.286	3	11:12:38.242	<b>32.587</b>	+0.369
3	11:12:01.180	<b>31.676</b>	+3.317	8	11:14:45.496	<b>30.935</b>	+2.576	4	11:13:18.735	<b>40.493</b>	+8.275
4	11:12:30.972	<b>29.792</b>	+1.433	9	11:15:13.855	<b>28.359</b>		5	11:13:50.953	<b>32.218</b>	
5	11:13:00.258	<b>29.286</b>	+0.927	<b>(27) Nick WEY</b>				6	11:14:41.086	<b>50.133</b>	+17.915
6	11:13:38.916	<b>38.658</b>	+10.299	1	11:10:38.225	<b>34.780</b>	+5.898	1	11:10:46.927	<b>34.582</b>	+5.030
7	11:14:14.561	<b>35.645</b>	+7.286	2	11:11:08.245	<b>30.020</b>	+1.138	2	11:11:20.354	<b>33.427</b>	+3.875
8	11:14:45.496	<b>30.935</b>	+2.576	3	11:11:43.322	<b>35.077</b>	+6.195	3	11:11:51.609	<b>31.255</b>	+1.703
9	11:15:13.855	<b>28.359</b>		4	11:12:12.548	<b>29.226</b>	+0.344	4	11:12:21.161	<b>29.552</b>	
<b>(211) Sullivan JAULIN</b>				5	11:13:05.705	<b>53.157</b>	+24.275	5	11:12:52.424	<b>31.263</b>	+1.711
1	11:10:43.189	<b>35.194</b>	+6.600	6	11:13:34.605	<b>28.900</b>	+0.018	6	11:13:22.445	<b>30.021</b>	+0.469
2	11:11:16.266	<b>33.077</b>	+4.483	7	11:14:03.487	<b>28.882</b>		7	11:13:59.490	<b>37.045</b>	+7.493
3	11:11:48.887	<b>32.621</b>	+4.027	8	11:14:57.499	<b>54.012</b>	+25.130	8	11:14:31.260	<b>31.770</b>	+2.218
4	11:12:23.280	<b>34.393</b>	+5.799	<b>(134) Filip NEUGEBAUER</b>				9	11:15:14.648	<b>43.388</b>	+13.836
5	11:12:53.284	<b>30.004</b>	+1.410	1	11:10:46.927	<b>34.582</b>	+5.030	1	11:10:46.927	<b>34.582</b>	+5.030
6	11:13:24.926	<b>31.642</b>	+3.048	2	11:11:20.354	<b>33.427</b>	+3.875	2	11:11:20.354	<b>33.427</b>	+3.875
7	11:13:54.361	<b>29.435</b>	+0.841	3	11:11:51.609	<b>31.255</b>	+1.703	3	11:11:51.609	<b>31.255</b>	+1.703
8	11:14:22.955	<b>28.594</b>		4	11:12:21.161	<b>29.552</b>		4	11:12:21.161	<b>29.552</b>	
9	11:14:51.613	<b>28.658</b>	+0.064	5	11:12:52.424	<b>31.263</b>	+1.711	5	11:12:52.424	<b>31.263</b>	+1.711
<b>(27) Nick WEY</b>				6	11:13:22.445	<b>30.021</b>	+0.469	6	11:13:22.445	<b>30.021</b>	+0.469
1	11:10:38.225	<b>34.780</b>	+5.898	7	11:13:59.490	<b>37.045</b>	+7.493	7	11:13:59.490	<b>37.045</b>	+7.493
2	11:11:08.245	<b>30.020</b>	+1.138	8	11:14:31.260	<b>31.770</b>	+2.218	8	11:14:31.260	<b>31.770</b>	+2.218
3	11:11:43.322	<b>35.077</b>	+6.195	9	11:15:14.648	<b>43.388</b>	+13.836	9	11:15:14.648	<b>43.388</b>	+13.836
4	11:12:12.548	<b>29.226</b>	+0.344	<b>(922) Kevin FORS</b>							
5	11:13:05.705	<b>53.157</b>	+24.275								
6	11:13:34.605	<b>28.900</b>	+0.018								
7	11:14:03.487	<b>28.882</b>									
8	11:14:57.499	<b>54.012</b>	+25.130								
<b>(134) Filip NEUGEBAUER</b>											
1	11:10:46.927	<b>34.582</b>	+5.030								
2	11:11:20.354	<b>33.427</b>	+3.875								
3	11:11:51.609	<b>31.255</b>	+1.703								
4	11:12:21.161	<b>29.552</b>									
5	11:12:52.424	<b>31.263</b>	+1.711								
6	11:13:22.445	<b>30.021</b>	+0.469								
7	11:13:59.490	<b>37.045</b>	+7.493								
8	11:14:31.260	<b>31.770</b>	+2.218								
9	11:15:14.648	<b>43.388</b>	+13.836								
<b>(922) Kevin FORS</b>											





# Int. ADAC Supercross München 2016

**SX1**

**München 0,300 Km**

**FREE PRACTICE 1 C**

**18.11.2016 11:10**

**Practice (5:00 Time) started at 11:18:04**

Pos	No.	Name	Nat.	Bike	Entrant/Team	Laps	Best Tm	Diff	In Lap	km/h
1	64	Dominique THURY	GER	KTM	Team GST Berlin	9	26.850		8	40,223
2	5	Gavin FAITH	USA	Honda	Team Waldmann	9	26.911	0.061	9	40,132
3	225	Charles LEFRANCOIS	FRA	Suzuki	Team Twenty Suspension	9	28.319	1.469	8	38,137
4	92	Steve MAGES	USA	Yamaha	Meyer Racing Team	9	28.665	1.815	8	37,677
5	62	Jesse WENTLAND	USA	Suzuki	stielergruppe.mx Johannes-Bikes Suzuki	9	28.925	2.075	7	37,338
6	61	Gannon AUDETTE	USA	Kawasaki	MONSTER ENERGY KAWASAKI ELF Team Pfeil	9	29.067	2.217	9	37,156
7	810	Kai HAASE	GER	Suzuki	stielergruppe.mx Johannes-Bikes Suzuki	8	30.248	3.398	5	35,705
8	32	Marcus LEE SOPER	GBR	Suzuki	Team Twenty Suspension	8	30.382	3.532	7	35,547
9	74	Zack WILLIAMS	USA	Honda	KMP-Honda-Repsol-Racing-Team	8	30.390	3.540	7	35,538
10	941	Jeffrey MEURS	NED	Yamaha	STC Racing	8	30.567	3.717	7	35,332







# Int. ADAC Supercross München 2016

**SX1**

**München 0,300 Km**

**FREE PRACTICE 1 C**

**18.11.2016 11:10**

**Practice (5:00 Time) started at 11:18:04**

Lap	Time of Day	Lap Tm	Diff	Lap	Time of Day	Lap Tm	Diff	Lap	Time of Day	Lap Tm	Diff
<b>(64) Dominique THURY</b>				<b>(810) Kai HAASE</b>							
1	11:18:55.109	<b>32.225</b>	+5.375	1	11:19:34.647	<b>42.678</b>	+12.430				
2	11:19:32.250	<b>37.141</b>	+10.291	2	11:20:10.594	<b>35.947</b>	+5.699				
3	11:20:06.029	<b>33.779</b>	+6.929	3	11:20:47.137	<b>36.543</b>	+6.295				
4	11:20:36.614	<b>30.585</b>	+3.735	4	11:21:19.163	<b>32.026</b>	+1.778				
5	11:21:06.011	<b>29.397</b>	+2.547	5	11:21:49.411	<b>30.248</b>					
6	11:21:34.166	<b>28.155</b>	+1.305	6	11:22:28.803	<b>39.392</b>	+9.144				
7	11:22:27.676	<b>53.510</b>	+26.660	7	11:23:01.910	<b>33.107</b>	+2.859				
8	11:22:54.526	<b>26.850</b>		8	11:23:33.070	<b>31.160</b>	+0.912				
9	11:23:37.440	<b>42.914</b>	+16.064								
<b>(5) Gavin FAITH</b>				<b>(32) Marcus LEE SOPER</b>							
1	11:19:13.486	<b>37.633</b>	+10.722	1	11:19:14.521	<b>46.057</b>	+15.675				
2	11:19:44.408	<b>30.922</b>	+4.011	2	11:19:47.930	<b>33.409</b>	+3.027				
3	11:20:15.082	<b>30.674</b>	+3.763	3	11:20:19.494	<b>31.564</b>	+1.182				
4	11:20:44.357	<b>29.275</b>	+2.364	4	11:20:59.663	<b>40.169</b>	+9.787				
5	11:21:11.744	<b>27.387</b>	+0.476	5	11:21:31.404	<b>31.741</b>	+1.359				
6	11:21:47.479	<b>35.735</b>	+8.824	6	11:22:11.888	<b>40.484</b>	+10.102				
7	11:22:15.737	<b>28.258</b>	+1.347	7	11:22:42.270	<b>30.382</b>					
8	11:22:46.030	<b>30.293</b>	+3.382	8	11:23:31.185	<b>48.915</b>	+18.533				
9	11:23:12.941	<b>26.911</b>									
<b>(225) Charles LEFRANCOIS</b>				<b>(74) Zack WILLIAMS</b>							
1	11:18:56.539	<b>32.250</b>	+3.931	1	11:19:09.952	<b>42.542</b>	+12.152				
2	11:19:27.434	<b>30.895</b>	+2.576	2	11:19:52.705	<b>42.753</b>	+12.363				
3	11:19:58.114	<b>30.680</b>	+2.361	3	11:20:27.335	<b>34.630</b>	+4.240				
4	11:20:29.043	<b>30.929</b>	+2.610	4	11:20:58.559	<b>31.224</b>	+0.834				
5	11:21:03.403	<b>34.360</b>	+6.041	5	11:21:29.258	<b>30.699</b>	+0.309				
6	11:21:33.565	<b>30.162</b>	+1.843	6	11:22:18.207	<b>48.949</b>	+18.559				
7	11:22:20.215	<b>46.650</b>	+18.331	7	11:22:48.597	<b>30.390</b>					
8	11:22:48.534	<b>28.319</b>		8	11:23:23.671	<b>35.074</b>	+4.684				
9	11:23:26.655	<b>38.121</b>	+9.802								
<b>(92) Steve MAGES</b>				<b>(941) Jeffrey MEURS</b>							
1	11:18:58.594	<b>33.967</b>	+5.302	1	11:19:16.988	<b>37.517</b>	+6.950				
2	11:19:29.704	<b>31.110</b>	+2.445	2	11:19:51.217	<b>34.229</b>	+3.662				
3	11:20:00.989	<b>31.285</b>	+2.620	3	11:20:30.047	<b>38.830</b>	+8.263				
4	11:20:37.608	<b>36.619</b>	+7.954	4	11:21:12.654	<b>42.607</b>	+12.040				
5	11:21:07.631	<b>30.023</b>	+1.358	5	11:21:43.500	<b>30.846</b>	+0.279				
6	11:21:36.799	<b>29.168</b>	+0.503	6	11:22:21.071	<b>37.571</b>	+7.004				
7	11:22:05.549	<b>28.750</b>	+0.085	7	11:22:51.638	<b>30.567</b>					
8	11:22:34.214	<b>28.665</b>		8	11:23:28.835	<b>37.197</b>	+6.630				
9	11:23:05.168	<b>30.954</b>	+2.289								
<b>(62) Jesse WENTLAND</b>											
1	11:19:12.900	<b>41.865</b>	+12.940								
2	11:19:46.289	<b>33.389</b>	+4.464								
3	11:20:17.129	<b>30.840</b>	+1.915								
4	11:20:50.129	<b>33.000</b>	+4.075								
5	11:21:20.930	<b>30.801</b>	+1.876								
6	11:21:54.356	<b>33.426</b>	+4.501								
7	11:22:23.281	<b>28.925</b>									
8	11:22:57.257	<b>33.976</b>	+5.051								
9	11:23:29.107	<b>31.850</b>	+2.925								
<b>(61) Gannon AUDETTE</b>											
1	11:19:05.828	<b>36.463</b>	+7.396								
2	11:19:37.280	<b>31.452</b>	+2.385								
3	11:20:08.647	<b>31.367</b>	+2.300								
4	11:20:39.451	<b>30.804</b>	+1.737								
5	11:21:09.476	<b>30.025</b>	+0.958								
6	11:21:39.256	<b>29.780</b>	+0.713								
7	11:22:09.229	<b>29.973</b>	+0.906								
8	11:22:38.717	<b>29.488</b>	+0.421								
9	11:23:07.784	<b>29.067</b>									





# Int. ADAC Supercross München 2016

**SX1**

**München 0,300 Km**

**FREE PRACTICE 2 A**

**18.11.2016 12:06**

**Practice (5:00 Time) started at 12:17:10**

Pos	No.	Name	Nat.	Bike	Entrant/Team	Laps	Best Tm	Diff	In Lap	km/h
1	75	Nicholas SCHMIDT	USA	Suzuki	Sturm Racing Team	9	26.062		8	41,440
2	3	Jace Wayne OWEN	USA	Honda	Team Waldmann	9	26.690	0.628	6	40,465
3	211	Sullivan JAULIN	FRA	KTM	KTM-Kosak Racing	9	27.182	1.120	6	39,732
4	80	Cade CLASON	USA	Honda	Meyer Racing Team	9	27.334	1.272	8	39,511
5	99	Paul COATES	GBR	Kawasaki	MONSTER ENERGY KAWASAKI ELF Team Pfeil	9	27.479	1.417	9	39,303
6	68	Harrison HEATH	USA	Kawasaki	Sturm Racing Team	9	28.197	2.135	6	38,302
7	19	Loic ROMBAUT	FRA	KTM	HFour-Caluori Racing Team by Energybody	8	28.234	2.172	8	38,252
8	98	Austin POLITELLI	USA	Yamaha	Meyer Racing Team	9	28.630	2.568	4	37,723
9	952	Ludowig MACLER	FRA	Suzuki	Suzuki Schill by MJ Sport	8	28.727	2.665	4	37,595
10	39	Niclas HALLAFORS	SWE	Yamaha	STC Racing	8	29.418	3.356	7	36,712
11	817	Jason CLERMONT	FRA	Honda	HFour-Caluori Racing Team by Energybody				0	-





# Int. ADAC Supercross München 2016

## SX1

## München 0,300 Km

### FREE PRACTICE 2 A

### 18.11.2016 12:06

#### Practice (5:00 Time) started at 12:17:10

Lap	Time of Day	Lap Tm	Diff	Lap	Time of Day	Lap Tm	Diff	Lap	Time of Day	Lap Tm	Diff
<b>(75) Nicholas SCHMIDT</b>				<b>(19) Loic ROMBAUT</b>							
1	12:17:55.629	<b>26.815</b>	+0.753	1	12:18:15.514	<b>36.377</b>	+8.143				
2	12:18:22.566	<b>26.937</b>	+0.875	2	12:18:44.915	<b>29.401</b>	+1.167				
3	12:19:07.484	<b>44.918</b>	+18.856	3	12:19:23.282	<b>38.367</b>	+10.133				
4	12:19:33.651	<b>26.167</b>	+0.105	4	12:19:51.842	<b>28.560</b>	+0.326				
5	12:20:13.262	<b>39.611</b>	+13.549	5	12:20:37.816	<b>45.974</b>	+17.740				
6	12:20:39.365	<b>26.103</b>	+0.041	6	12:21:06.082	<b>28.266</b>	+0.032				
7	12:21:16.541	<b>37.176</b>	+11.114	7	12:21:47.393	<b>41.311</b>	+13.077				
8	12:21:42.603	<b>26.062</b>		8	12:22:15.627	<b>28.234</b>					
9	12:22:32.413	<b>49.810</b>	+23.748								
<b>(3) Jace Wayne OWEN</b>				<b>(98) Austin POLITELLI</b>							
1	12:18:14.173	<b>31.769</b>	+5.079	1	12:18:10.772	<b>29.657</b>	+1.027				
2	12:18:42.740	<b>28.567</b>	+1.877	2	12:18:45.474	<b>34.702</b>	+6.072				
3	12:19:10.405	<b>27.665</b>	+0.975	3	12:19:27.554	<b>42.080</b>	+13.450				
4	12:19:48.470	<b>38.065</b>	+11.375	4	12:19:56.184	<b>28.630</b>					
5	12:20:17.628	<b>29.158</b>	+2.468	5	12:20:26.946	<b>30.762</b>	+2.132				
6	12:20:44.318	<b>26.690</b>		6	12:20:55.819	<b>28.873</b>	+0.243				
7	12:21:25.216	<b>40.898</b>	+14.208	7	12:21:30.224	<b>34.405</b>	+5.775				
8	12:21:53.173	<b>27.957</b>	+1.267	8	12:21:58.961	<b>28.737</b>	+0.107				
9	12:22:20.174	<b>27.001</b>	+0.311	9	12:22:36.622	<b>37.661</b>	+9.031				
<b>(211) Sulivan JAULIN</b>				<b>(952) Ludowig MACLER</b>							
1	12:18:03.426	<b>31.132</b>	+3.950	1	12:18:15.852	<b>32.196</b>	+3.469				
2	12:18:31.431	<b>28.005</b>	+0.823	2	12:18:56.198	<b>40.346</b>	+11.619				
3	12:19:13.563	<b>42.132</b>	+14.950	3	12:19:25.288	<b>29.090</b>	+0.363				
4	12:19:40.850	<b>27.287</b>	+0.105	4	12:19:54.015	<b>28.727</b>					
5	12:20:22.216	<b>41.366</b>	+14.184	5	12:20:33.195	<b>39.180</b>	+10.453				
6	12:20:49.398	<b>27.182</b>		6	12:21:31.815	<b>58.620</b>	+29.893				
7	12:21:35.587	<b>46.189</b>	+19.007	7	12:22:02.952	<b>31.137</b>	+2.410				
8	12:22:08.426	<b>32.839</b>	+5.657	8	12:22:38.606	<b>35.654</b>	+6.927				
9	12:22:35.765	<b>27.339</b>	+0.157								
<b>(80) Cade CLASON</b>				<b>(39) Niclas HALLAFORS</b>							
1	12:18:17.164	<b>29.940</b>	+2.606	1	12:18:07.176	<b>30.837</b>	+1.419				
2	12:18:46.239	<b>29.075</b>	+1.741	2	12:18:36.978	<b>29.802</b>	+0.384				
3	12:19:17.463	<b>31.224</b>	+3.890	3	12:19:29.367	<b>52.389</b>	+22.971				
4	12:19:45.895	<b>28.432</b>	+1.098	4	12:19:58.870	<b>29.503</b>	+0.085				
5	12:20:15.722	<b>29.827</b>	+2.493	5	12:20:45.252	<b>46.382</b>	+16.964				
6	12:20:43.627	<b>27.905</b>	+0.571	6	12:21:26.540	<b>41.288</b>	+11.870				
7	12:21:18.897	<b>35.270</b>	+7.936	7	12:21:55.958	<b>29.418</b>					
8	12:21:46.231	<b>27.334</b>		8	12:22:37.285	<b>41.327</b>	+11.909				
9	12:22:27.360	<b>41.129</b>	+13.795								
<b>(99) Paul COATES</b>											
1	12:18:10.349	<b>31.892</b>	+4.413								
2	12:18:39.414	<b>29.065</b>	+1.586								
3	12:19:08.636	<b>29.222</b>	+1.743								
4	12:19:54.988	<b>46.352</b>	+18.873								
5	12:20:24.527	<b>29.539</b>	+2.060								
6	12:20:53.440	<b>28.913</b>	+1.434								
7	12:21:22.228	<b>28.788</b>	+1.309								
8	12:22:01.489	<b>39.261</b>	+11.782								
9	12:22:28.968	<b>27.479</b>									
<b>(68) Harrison HEATH</b>											
1	12:18:05.143	<b>30.541</b>	+2.344								
2	12:18:35.016	<b>29.873</b>	+1.676								
3	12:19:21.670	<b>46.654</b>	+18.457								
4	12:19:50.614	<b>28.944</b>	+0.747								
5	12:20:20.331	<b>29.717</b>	+1.520								
6	12:20:48.528	<b>28.197</b>									
7	12:21:37.040	<b>48.512</b>	+20.315								
8	12:22:05.246	<b>28.206</b>	+0.009								
9	12:22:47.180	<b>41.934</b>	+13.737								





# Int. ADAC Supercross München 2016

**SX1**

**München 0,300 Km**

**FREE PRACTICE 2 B**

**18.11.2016 12:13**

**Practice (5:00 Time) started at 12:23:54**

Pos	No.	Name	Nat.	Bike	Entrant/Team	Laps	Best Tm	Diff	In Lap	km/h
1	101	Christopher BLOSE	USA	Kawasaki	Sturm Racing Team	9	26.621		5	40,569
2	42	Kyle CUNNINGHAM	USA	Suzuki	Team Castrol Power1 Suzuki Moto-Base	10	26.892	0.271	10	40,161
3	727	Boris MAILLARD	FRA	Suzuki	Team DIGA-Procross	8	27.511	0.890	8	39,257
4	134	Filip NEUGEBAUER	CZE	Kawasaki	MONSTER ENERGY KAWASAKI ELF Team Pfeil	10	27.865	1.244	8	38,758
5	511	Steven CLARKE	GBR	Husqvarna	MPS Husqvarna Racing	9	28.267	1.646	8	38,207
6	27	Nick WEY	USA	Kawasaki	Sturm Racing Team	9	28.328	1.707	8	38,125
7	69	Carlos MACANAS	ESP	Suzuki	Team Twenty Suspension	8	29.445	2.824	5	36,679
8	4	Matthew Bayliss	GBR	Honda	Team Waldmann	8	29.568	2.947	5	36,526
9	922	Kevin FORS	BEL	Honda	KMP-Honda-Repsol-Racing-Team	8	30.162	3.541	4	35,807





# Int. ADAC Supercross München 2016

**SX1**

**München 0,300 Km**

**FREE PRACTICE 2 B**

**18.11.2016 12:13**

**Practice (5:00 Time) started at 12:23:54**

Lap	Time of Day	Lap Tm	Diff	Lap	Time of Day	Lap Tm	Diff	Lap	Time of Day	Lap Tm	Diff
				9	12:29:12.363	<b>34.479</b>	+6.151				
<b>(101) Christopher BLOSE</b>				<b>(69) Carlos MACANAS</b>							
1	12:24:46.646	<b>29.969</b>	+3.348	1	12:24:57.716	<b>36.293</b>	+6.848				
2	12:25:15.821	<b>29.175</b>	+2.554	2	12:25:27.906	<b>30.190</b>	+0.745				
3	12:25:54.567	<b>38.746</b>	+12.125	3	12:26:09.615	<b>41.709</b>	+12.264				
4	12:26:24.399	<b>29.832</b>	+3.211	4	12:26:40.795	<b>31.180</b>	+1.735				
5	12:26:51.020	<b>26.621</b>		5	12:27:10.240	<b>29.445</b>					
6	12:27:29.514	<b>38.494</b>	+11.873	6	12:27:51.796	<b>41.556</b>	+12.111				
7	12:28:00.676	<b>31.162</b>	+4.541	7	12:28:34.625	<b>42.829</b>	+13.384				
8	12:28:33.238	<b>32.562</b>	+5.941	8	12:29:09.967	<b>35.342</b>	+5.897				
9	12:29:06.187	<b>32.949</b>	+6.328								
<b>(42) Kyle CUNNINGHAM</b>				<b>(4) Matthew Bayliss</b>							
1	12:24:41.506	<b>28.592</b>	+1.700	1	12:24:56.353	<b>32.609</b>	+3.041				
2	12:25:08.862	<b>27.356</b>	+0.464	2	12:25:26.391	<b>30.038</b>	+0.470				
3	12:25:50.439	<b>41.577</b>	+14.685	3	12:26:08.163	<b>41.772</b>	+12.204				
4	12:26:19.576	<b>29.137</b>	+2.245	4	12:26:38.969	<b>30.806</b>	+1.238				
5	12:26:48.400	<b>28.824</b>	+1.932	5	12:27:08.537	<b>29.568</b>					
6	12:27:15.520	<b>27.120</b>	+0.228	6	12:27:52.580	<b>44.043</b>	+14.475				
7	12:27:43.436	<b>27.916</b>	+1.024	7	12:28:29.880	<b>37.300</b>	+7.732				
8	12:28:18.150	<b>34.714</b>	+7.822	8	12:28:59.544	<b>29.664</b>	+0.096				
9	12:28:46.572	<b>28.422</b>	+1.530								
10	12:29:13.464	<b>26.892</b>		<b>(922) Kevin FORS</b>							
				1	12:25:01.363	<b>36.255</b>	+6.093				
<b>(727) Boris MAILLARD</b>				2	12:25:35.243	<b>33.880</b>	+3.718				
1	12:25:04.787	<b>35.989</b>	+8.478	3	12:26:06.621	<b>31.378</b>	+1.216				
2	12:25:34.197	<b>29.410</b>	+1.899	4	12:26:36.783	<b>30.162</b>					
3	12:26:02.051	<b>27.854</b>	+0.343	5	12:27:07.353	<b>30.570</b>	+0.408				
4	12:26:53.154	<b>51.103</b>	+23.592	6	12:27:53.821	<b>46.468</b>	+16.306				
5	12:27:20.977	<b>27.823</b>	+0.312	7	12:28:27.255	<b>33.434</b>	+3.272				
6	12:27:48.698	<b>27.721</b>	+0.210	8	12:29:03.824	<b>36.569</b>	+6.407				
7	12:28:41.103	<b>52.405</b>	+24.894								
8	12:29:08.614	<b>27.511</b>		<b>(134) Filip NEUGEBAUER</b>							
				1	12:24:43.125	<b>33.577</b>	+5.712				
<b>(511) Steven CLARKE</b>				2	12:25:13.681	<b>30.556</b>	+2.691				
1	12:24:50.502	<b>32.764</b>	+4.497	3	12:25:43.983	<b>30.302</b>	+2.437				
2	12:25:20.048	<b>29.546</b>	+1.279	4	12:26:14.767	<b>30.784</b>	+2.919				
3	12:25:48.796	<b>28.748</b>	+0.481	5	12:26:43.327	<b>28.560</b>	+0.695				
4	12:26:26.620	<b>37.824</b>	+9.557	6	12:27:14.095	<b>30.768</b>	+2.903				
5	12:26:54.946	<b>28.326</b>	+0.059	7	12:27:45.514	<b>31.419</b>	+3.554				
6	12:27:25.781	<b>30.835</b>	+2.568	8	12:28:13.379	<b>27.865</b>					
7	12:28:03.725	<b>37.944</b>	+9.677	9	12:28:49.421	<b>36.042</b>	+8.177				
8	12:28:31.992	<b>28.267</b>		10	12:29:18.546	<b>29.125</b>	+1.260				
9	12:29:00.839	<b>28.847</b>	+0.580	<b>(27) Nick WEY</b>							
				1	12:24:49.032	<b>29.755</b>	+1.427				
<b>(27) Nick WEY</b>				2	12:25:17.848	<b>28.816</b>	+0.488				
1	12:24:49.032	<b>29.755</b>	+1.427	3	12:25:47.159	<b>29.311</b>	+0.983				
2	12:25:17.848	<b>28.816</b>	+0.488	4	12:26:15.831	<b>28.672</b>	+0.344				
3	12:25:47.159	<b>29.311</b>	+0.983	5	12:27:05.064	<b>49.233</b>	+20.905				
4	12:26:15.831	<b>28.672</b>	+0.344	6	12:27:33.548	<b>28.484</b>	+0.156				
5	12:27:05.064	<b>49.233</b>	+20.905	7	12:28:09.556	<b>36.008</b>	+7.680				
6	12:27:33.548	<b>28.484</b>	+0.156	8	12:28:37.884	<b>28.328</b>					
7	12:28:09.556	<b>36.008</b>	+7.680								
8	12:28:37.884	<b>28.328</b>									





# Int. ADAC Supercross München 2016

**SX1**

**München 0,300 Km**

**FREE PRACTICE 2 C**

**18.11.2016 12:20**

**Practice (5:00 Time) started at 12:30:25**

Pos	No.	Name	Nat.	Bike	Entrant/Team	Laps	Best Tm	Diff	In Lap	km/h
1	5	Gavin FAITH	USA	Honda	Team Waldmann	9	26.561		6	40,661
2	64	Dominique THURY	GER	KTM	Team GST Berlin	9	27.168	0.607	5	39,753
3	225	Charles LEFRANCOIS	FRA	Suzuki	Team Twenty Suspension	9	27.217	0.656	7	39,681
4	61	Gannon AUDETTE	USA	Kawasaki	MONSTER ENERGY KAWASAKI ELF Team Pfeil	9	27.511	0.950	8	39,257
5	62	Jesse WENTLAND	USA	Suzuki	stielergruppe.mx Johannes-Bikes Suzuki	9	27.986	1.425	4	38,591
6	92	Steve MAGES	USA	Yamaha	Meyer Racing Team	9	28.770	2.209	6	37,539
7	32	Marcus LEE SOPER	GBR	Suzuki	Team Twenty Suspension	8	29.147	2.586	4	37,054
8	941	Jeffrey MEURS	NED	Yamaha	STC Racing	8	29.435	2.874	8	36,691
9	74	Zack WILLIAMS	USA	Honda	KMP-Honda-Repsol-Racing-Team	8	29.635	3.074	7	36,443
10	810	Kai HAASE	GER	Suzuki	stielergruppe.mx Johannes-Bikes Suzuki	8	29.782	3.221	7	36,264





# Int. ADAC Supercross München 2016

**SX1**

**München 0,300 Km**

**QUALIFYING A**

**18.11.2016 13:14**

**Qualifying (6:00 Time) started at 13:22:17**

Pos	No.	Name	Nat.	Bike	Entrant/Team	Laps	Best Tm	Diff	In Lap	km/h
1	75	Nicholas SCHMIDT	USA	Suzuki	Sturm Racing Team	10	26.178		10	41,256
2	3	Jace Wayne OWEN	USA	Honda	Team Waldmann	10	26.371	0.193	9	40,954
3	80	Cade CLASON	USA	Honda	Meyer Racing Team	10	26.835	0.657	7	40,246
4	211	Sullivan JAULIN	FRA	KTM	KTM-Kosak Racing	11	27.140	0.962	6	39,794
5	19	Loic ROMBAUT	FRA	KTM	HFour-Caluori Racing Team by Energybody	10	27.582	1.404	9	39,156
6	99	Paul COATES	GBR	Kawasaki	MONSTER ENERGY KAWASAKI ELF Team Pfeil	12	27.752	1.574	11	38,916
7	817	Jason CLERMONT	FRA	Honda	HFour-Caluori Racing Team by Energybody	10	27.756	1.578	8	38,911
8	68	Harrison HEATH	USA	Kawasaki	Sturm Racing Team	8	28.061	1.883	8	38,488
9	98	Austin POLITELLI	USA	Yamaha	Meyer Racing Team	11	28.102	1.924	4	38,431
10	952	Ludowig MACLER	FRA	Suzuki	Suzuki Schill by MJ Sport	10	28.221	2.043	9	38,269
11	39	Niclas HALLAFORS	SWE	Yamaha	STC Racing	8	29.591	3.413	4	36,498





# Int. ADAC Supercross München 2016

**SX1**

**München 0,300 Km**

**QUALIFYING A**

**18.11.2016 13:14**

**Qualifying (6:00 Time) started at 13:22:17**

Lap	Time of Day	Lap Tm	Diff	Lap	Time of Day	Lap Tm	Diff	Lap	Time of Day	Lap Tm	Diff
<b>(75) Nicholas SCHMIDT</b>				4	13:24:34.213	<b>29.066</b>	+1.314				
1	13:22:58.604	<b>26.710</b>	+0.532	5	13:25:03.137	<b>28.924</b>	+1.172				
2	13:23:36.947	<b>38.343</b>	+12.165	6	13:25:34.015	<b>30.878</b>	+3.126				
3	13:24:03.675	<b>26.728</b>	+0.550	7	13:26:02.466	<b>28.451</b>	+0.699				
4	13:24:48.740	<b>45.065</b>	+18.887	8	13:26:32.689	<b>30.223</b>	+2.471				
5	13:25:41.156	<b>52.416</b>	+26.238	9	13:27:01.115	<b>28.426</b>	+0.674				
6	13:26:18.220	<b>37.064</b>	+10.886	10	13:27:37.424	<b>36.309</b>	+8.557				
7	13:27:06.420	<b>48.200</b>	+22.022	11	13:28:05.176	<b>27.752</b>					
8	13:27:32.900	<b>26.480</b>	+0.302	12	13:28:36.765	<b>31.589</b>	+3.837				
9	13:28:11.692	<b>38.792</b>	+12.614	<b>(817) Jason CLERMONT</b>							
10	13:28:37.870	<b>26.178</b>		1	13:23:13.198	<b>32.471</b>	+4.715				
<b>(3) Jace Wayne OWEN</b>				2	13:23:42.159	<b>28.961</b>	+1.205				
1	13:23:10.202	<b>30.248</b>	+3.877	3	13:24:29.230	<b>47.071</b>	+19.315				
2	13:23:39.987	<b>29.785</b>	+3.414	4	13:24:57.819	<b>28.589</b>	+0.833				
3	13:24:09.714	<b>29.727</b>	+3.356	5	13:25:47.139	<b>49.320</b>	+21.564				
4	13:24:36.557	<b>26.843</b>	+0.472	6	13:26:27.058	<b>39.919</b>	+12.163				
5	13:25:29.766	<b>53.209</b>	+26.838	7	13:26:57.701	<b>30.643</b>	+2.887				
6	13:25:57.791	<b>28.025</b>	+1.654	8	13:27:25.457	<b>27.756</b>					
7	13:26:24.931	<b>27.140</b>	+0.769	9	13:28:14.035	<b>48.578</b>	+20.822				
8	13:27:09.420	<b>44.489</b>	+18.118	10	13:28:41.861	<b>27.826</b>	+0.070				
9	13:27:35.791	<b>26.371</b>		<b>(68) Harrison HEATH</b>							
10	13:28:18.451	<b>42.660</b>	+16.289	1	13:23:29.533	<b>43.527</b>	+15.466				
<b>(80) Cade CLASON</b>				2	13:23:58.646	<b>29.113</b>	+1.052				
1	13:23:22.814	<b>29.045</b>	+2.210	3	13:24:27.652	<b>29.006</b>	+0.945				
2	13:23:50.118	<b>27.304</b>	+0.469	4	13:25:42.039	<b>1:14.387</b>	+46.326				
3	13:24:24.680	<b>34.562</b>	+7.727	5	13:26:10.839	<b>28.800</b>	+0.739				
4	13:24:56.029	<b>31.349</b>	+4.514	6	13:26:40.716	<b>29.877</b>	+1.816				
5	13:25:23.307	<b>27.278</b>	+0.443	7	13:28:16.187	<b>1:35.471</b>	+1:07.410				
6	13:26:07.031	<b>43.724</b>	+16.889	8	13:28:44.248	<b>28.061</b>					
7	13:26:33.866	<b>26.835</b>		<b>(98) Austin POLITELLI</b>							
8	13:27:14.215	<b>40.349</b>	+13.514	1	13:23:04.272	<b>29.040</b>	+0.938				
9	13:27:41.062	<b>26.847</b>	+0.012	2	13:23:37.997	<b>33.725</b>	+5.623				
10	13:28:23.451	<b>42.389</b>	+15.554	3	13:24:07.179	<b>29.182</b>	+1.080				
<b>(211) Sulivan JAULIN</b>				4	13:24:35.281	<b>28.102</b>					
1	13:23:07.483	<b>29.719</b>	+2.579	5	13:25:15.425	<b>40.144</b>	+12.042				
2	13:23:41.059	<b>33.576</b>	+6.436	6	13:25:49.745	<b>34.320</b>	+6.218				
3	13:24:11.357	<b>30.298</b>	+3.158	7	13:26:20.079	<b>30.334</b>	+2.232				
4	13:24:39.642	<b>28.285</b>	+1.145	8	13:26:54.041	<b>33.962</b>	+5.860				
5	13:25:10.549	<b>30.907</b>	+3.767	9	13:27:22.177	<b>28.136</b>	+0.034				
6	13:25:37.689	<b>27.140</b>		10	13:27:51.909	<b>29.732</b>	+1.630				
7	13:26:22.105	<b>44.416</b>	+17.276	11	13:28:26.165	<b>34.256</b>	+6.154				
8	13:26:59.273	<b>37.168</b>	+10.028	<b>(952) Ludwig MACLER</b>							
9	13:27:39.124	<b>39.851</b>	+12.711	1	13:23:19.298	<b>29.079</b>	+0.858				
10	13:28:08.205	<b>29.081</b>	+1.941	2	13:23:53.503	<b>34.205</b>	+5.984				
11	13:28:35.738	<b>27.533</b>	+0.393	3	13:24:22.248	<b>28.745</b>	+0.524				
<b>(19) Loic ROMBAUT</b>				4	13:25:07.077	<b>44.829</b>	+16.608				
1	13:23:16.259	<b>32.071</b>	+4.489	5	13:25:35.383	<b>28.306</b>	+0.085				
2	13:23:44.693	<b>28.434</b>	+0.852	6	13:26:15.535	<b>40.152</b>	+11.931				
3	13:24:12.731	<b>28.038</b>	+0.456	7	13:26:43.906	<b>28.371</b>	+0.150				
4	13:24:50.812	<b>38.081</b>	+10.499	8	13:27:27.393	<b>43.487</b>	+15.266				
5	13:25:18.483	<b>27.671</b>	+0.089	9	13:27:55.614	<b>28.221</b>					
6	13:26:09.153	<b>50.670</b>	+23.088	10	13:28:30.922	<b>35.308</b>	+7.087				
7	13:26:37.001	<b>27.848</b>	+0.266	<b>(39) Niclas HALLAFORS</b>							
8	13:27:30.323	<b>53.322</b>	+25.740	1	13:23:17.890	<b>30.508</b>	+0.917				
9	13:27:57.905	<b>27.582</b>		2	13:24:00.121	<b>42.231</b>	+12.640				
10	13:28:45.288	<b>47.383</b>	+19.801	3	13:24:30.701	<b>30.580</b>	+0.989				
<b>(99) Paul COATES</b>				4	13:25:00.292	<b>29.591</b>					
1	13:23:03.085	<b>29.817</b>	+2.065	5	13:26:49.746	<b>1:49.454</b>	+1:19.863				
2	13:23:33.227	<b>30.142</b>	+2.390	6	13:27:19.456	<b>29.710</b>	+0.119				
3	13:24:05.147	<b>31.920</b>	+4.168	7	13:27:49.830	<b>30.374</b>	+0.783				
				8	13:28:39.355	<b>49.525</b>	+19.934				

*Stiller*







# Int. ADAC Supercross München 2016

**SX1**

**München 0,300 Km**

**QUALIFYING B**

**18.11.2016 13:22**

**Qualifying (6:00 Time) started at 13:29:34**

Pos	No.	Name	Nat.	Bike	Entrant/Team	Laps	Best Tm	Diff	In Lap	km/h
1	101	Christopher BLOSE	USA	Kawasaki	Sturm Racing Team	11	26.044		6	41,468
2	42	Kyle CUNNINGHAM	USA	Suzuki	Team Castrol Power1 Suzuki Moto-Base	10	26.658	0.614	8	40,513
3	134	Filip NEUGEBAUER	CZE	Kawasaki	MONSTER ENERGY KAWASAKI ELF Team Pfeil	11	26.960	0.916	11	40,059
4	727	Boris MAILLARD	FRA	Suzuki	Team DIGA-Procross	10	27.273	1.229	10	39,600
5	27	Nick WEY	USA	Kawasaki	Sturm Racing Team	11	27.668	1.624	8	39,034
6	511	Steven CLARKE	GBR	Husqvarna	MPS Husqvarna Racing	11	27.683	1.639	5	39,013
7	4	Matthew Bayliss	GBR	Honda	Team Waldmann	10	27.957	1.913	10	38,631
8	922	Kevin FORS	BEL	Honda	KMP-Honda-Repsol-Racing-Team	10	28.658	2.614	10	37,686
9	69	Carlos MACANAS	ESP	Suzuki	Team Twenty Suspension	9	28.716	2.672	8	37,610





# Int. ADAC Supercross München 2016

**SX1**

**München 0,300 Km**

**QUALIFYING B**

**18.11.2016 13:22**

**Qualifying (6:00 Time) started at 13:29:34**

Lap	Time of Day	Lap Tm	Diff	Lap	Time of Day	Lap Tm	Diff	Lap	Time of Day	Lap Tm	Diff
<b>(101) Christopher BLOSE</b>				2	13:31:06.395	<b>34.334</b>	+6.651				
1	13:30:23.171	<b>33.393</b>	+7.349	3	13:31:34.462	<b>28.067</b>	+0.384				
2	13:30:50.022	<b>26.851</b>	+0.807	4	13:32:15.978	<b>41.516</b>	+13.833				
3	13:31:29.094	<b>39.072</b>	+13.028	5	13:32:43.661	<b>27.683</b>					
4	13:31:55.438	<b>26.344</b>	+0.300	6	13:33:30.557	<b>46.896</b>	+19.213				
5	13:32:38.825	<b>43.387</b>	+17.343	7	13:34:02.126	<b>31.569</b>	+3.886				
6	13:33:04.869	<b>26.044</b>		8	13:34:32.279	<b>30.153</b>	+2.470				
7	13:33:57.929	<b>53.060</b>	+27.016	9	13:35:00.515	<b>28.236</b>	+0.553				
8	13:34:40.570	<b>42.641</b>	+16.597	10	13:35:28.313	<b>27.798</b>	+0.115				
9	13:35:08.296	<b>27.726</b>	+1.682	11	13:36:12.928	<b>44.615</b>	+16.932				
10	13:35:34.394	<b>26.098</b>	+0.054	<b>(4) Matthew Bayliss</b>							
11	13:36:13.145	<b>38.751</b>	+12.707	1	13:30:33.382	<b>30.043</b>	+2.086				
<b>(42) Kyle CUNNINGHAM</b>				2	13:31:02.185	<b>28.803</b>	+0.846				
1	13:30:24.376	<b>27.382</b>	+0.724	3	13:31:31.952	<b>29.767</b>	+1.810				
2	13:30:51.831	<b>27.455</b>	+0.797	4	13:32:08.792	<b>36.840</b>	+8.883				
3	13:31:33.534	<b>41.703</b>	+15.045	5	13:32:46.249	<b>37.457</b>	+9.500				
4	13:32:01.925	<b>28.391</b>	+1.733	6	13:33:15.220	<b>28.971</b>	+1.014				
5	13:32:34.164	<b>32.239</b>	+5.581	7	13:33:54.874	<b>39.654</b>	+11.697				
6	13:33:01.406	<b>27.242</b>	+0.584	8	13:34:28.032	<b>33.158</b>	+5.201				
7	13:33:47.193	<b>45.787</b>	+19.129	9	13:35:14.898	<b>46.866</b>	+18.909				
8	13:34:13.851	<b>26.658</b>		10	13:35:42.855	<b>27.957</b>					
9	13:35:12.932	<b>59.081</b>	+32.423	<b>(922) Kevin FORS</b>							
10	13:35:39.775	<b>26.843</b>	+0.185	1	13:30:39.817	<b>32.475</b>	+3.817				
<b>(134) Filip NEUGEBAUER</b>				2	13:31:18.358	<b>38.541</b>	+9.883				
1	13:30:27.615	<b>34.134</b>	+7.174	3	13:31:48.029	<b>29.671</b>	+1.013				
2	13:30:55.210	<b>27.595</b>	+0.635	4	13:32:17.484	<b>29.455</b>	+0.797				
3	13:31:22.876	<b>27.666</b>	+0.706	5	13:33:00.511	<b>43.027</b>	+14.369				
4	13:31:59.748	<b>36.872</b>	+9.912	6	13:33:29.218	<b>28.707</b>	+0.049				
5	13:32:26.933	<b>27.185</b>	+0.225	7	13:34:07.980	<b>38.762</b>	+10.104				
6	13:33:07.650	<b>40.717</b>	+13.757	8	13:34:36.989	<b>29.009</b>	+0.351				
7	13:33:41.902	<b>34.252</b>	+7.292	9	13:35:20.901	<b>43.912</b>	+15.254				
8	13:34:17.349	<b>35.447</b>	+8.487	10	13:35:49.559	<b>28.658</b>					
9	13:34:44.886	<b>27.537</b>	+0.577	<b>(69) Carlos MACANAS</b>							
10	13:35:30.465	<b>45.579</b>	+18.619	1	13:30:37.970	<b>33.213</b>	+4.497				
11	13:35:57.425	<b>26.960</b>		2	13:31:15.972	<b>38.002</b>	+9.286				
<b>(727) Boris MAILLARD</b>				3	13:31:45.104	<b>29.132</b>	+0.416				
1	13:30:44.510	<b>42.379</b>	+15.106	4	13:32:24.962	<b>39.858</b>	+11.142				
2	13:31:14.732	<b>30.222</b>	+2.949	5	13:32:54.631	<b>29.669</b>	+0.953				
3	13:31:43.424	<b>28.692</b>	+1.419	6	13:33:35.158	<b>40.527</b>	+11.811				
4	13:32:11.232	<b>27.808</b>	+0.535	7	13:34:42.313	<b>1:07.155</b>	+38.439				
5	13:32:52.816	<b>41.584</b>	+14.311	8	13:35:11.029	<b>28.716</b>					
6	13:33:20.156	<b>27.340</b>	+0.067	9	13:35:58.952	<b>47.923</b>	+19.207				
7	13:34:22.737	<b>1:02.581</b>	+35.308	<b>(27) Nick WEY</b>							
8	13:34:56.671	<b>33.934</b>	+6.661	1	13:30:25.766	<b>33.705</b>	+6.037				
9	13:35:25.311	<b>28.640</b>	+1.367	2	13:30:53.629	<b>27.863</b>	+0.195				
10	13:35:52.584	<b>27.273</b>		3	13:31:39.554	<b>45.925</b>	+18.257				
<b>(511) Steven CLARKE</b>				4	13:32:07.478	<b>27.924</b>	+0.256				
1	13:30:32.061	<b>32.326</b>	+4.643	5	13:32:42.548	<b>35.070</b>	+7.402				
				6	13:33:10.397	<b>27.849</b>	+0.181				
				7	13:33:51.560	<b>41.163</b>	+13.495				
				8	13:34:19.228	<b>27.668</b>					
				9	13:34:53.846	<b>34.618</b>	+6.950				
				10	13:35:32.416	<b>38.570</b>	+10.902				
				11	13:36:01.077	<b>28.661</b>	+0.993				





# Int. ADAC Supercross München 2016

**SX2**

**München 0,300 Km**

**QUALIFYING C**

**18.11.2016 13:06**

**Qualifying (6:00 Time) started at 13:14:38**

Pos	No.	Name	Nat.	Bike	Entrant/Team	Laps	Best Tm	Diff	In Lap	km/h
1	259	Julien LEBEAU	FRA	Kawasaki	MONSTER ENERGY KAWASAKI ELF Team Pfeil	10	27.912		7	38,693
2	33	Gradie FEATHERSTONE	GBR	Suzuki	Team Castrol Power1 Suzuki Moto-Base	11	28.230	0.318	6	38,257
3	491	Paul HABERLAND	GER	Suzuki	stielergruppe.mx Johannes-Bikes Suzuki	11	28.417	0.505	9	38,005
4	503	Oliver KAAS	GER	Honda	Meyer Racing Team	10	28.906	0.994	7	37,362
5	32	Alex ANDREIS	ITA	Husqvarna	MONTEC-NILS-SUICIDE	9	29.339	1.427	6	36,811
6	949	Alessandro CONTESSI	SUI	Yamaha	HFour-Caluori Racing Team by Energybody	10	29.833	1.921	9	36,202
7	626	Senad Hasanic	FRA	Suzuki	Suzuki Schill by MJ Sport	9	30.478	2.566	6	35,435
8	981	Wesley MARS	NED	KTM	Suzuki Schill by MJ Sport	10	30.594	2.682	8	35,301
9	776	Oliver Jacques SCZEPONE	GER	KTM	KTM Theiner Kyffindoor MX	10	31.280	3.368	5	34,527
10	198	Julian JUDINA	AUT	Suzuki	MONTEC-NILS-SUICIDE	9	32.538	4.626	1	33,192





# Int. ADAC Supercross München 2016

**SX2**

**München 0,300 Km**

**QUALIFYING C**

**18.11.2016 13:06**

**Qualifying (6:00 Time) started at 13:14:38**

Lap	Time of Day	Lap Tm	Diff	Lap	Time of Day	Lap Tm	Diff	Lap	Time of Day	Lap Tm	Diff
<b>(259) Julien LEBEAU</b>				4	13:17:28.654	<b>41.473</b>	+11.640				
1	13:15:51.488	<b>28.610</b>	+0.698	5	13:17:58.898	<b>30.244</b>	+0.411				
2	13:16:34.329	<b>42.841</b>	+14.929	6	13:18:46.968	<b>48.070</b>	+18.237				
3	13:17:02.577	<b>28.248</b>	+0.336	7	13:19:17.866	<b>30.898</b>	+1.065				
4	13:17:38.322	<b>35.745</b>	+7.833	8	13:19:47.944	<b>30.078</b>	+0.245				
5	13:18:07.266	<b>28.944</b>	+1.032	9	13:20:17.777	<b>29.833</b>					
6	13:18:36.943	<b>29.677</b>	+1.765	10	13:21:10.396	<b>52.619</b>	+22.786				
7	13:19:04.855	<b>27.912</b>		<b>(626) Senad Hasanac</b>							
8	13:19:44.762	<b>39.907</b>	+11.995	1	13:15:32.176	<b>31.781</b>	+1.303				
9	13:20:13.295	<b>28.533</b>	+0.621	2	13:16:04.321	<b>32.145</b>	+1.667				
10	13:21:02.822	<b>49.527</b>	+21.615	3	13:16:44.937	<b>40.616</b>	+10.138				
<b>(33) Gradie FEATHERSTONE</b>				4	13:17:15.737	<b>30.800</b>	+0.322				
1	13:15:27.133	<b>29.114</b>	+0.884	5	13:18:04.501	<b>48.764</b>	+18.286				
2	13:15:55.913	<b>28.780</b>	+0.550	6	13:18:34.979	<b>30.478</b>					
3	13:16:37.245	<b>41.332</b>	+13.102	7	13:19:12.280	<b>37.301</b>	+6.823				
4	13:17:06.185	<b>28.940</b>	+0.710	8	13:19:53.492	<b>41.212</b>	+10.734				
5	13:17:44.729	<b>38.544</b>	+10.314	9	13:21:11.121	<b>1:17.629</b>	+47.151				
6	13:18:12.959	<b>28.230</b>		<b>(981) Wesley MARS</b>							
7	13:18:41.261	<b>28.302</b>	+0.072	1	13:15:37.295	<b>30.714</b>	+0.120				
8	13:19:23.542	<b>42.281</b>	+14.051	2	13:16:08.105	<b>30.810</b>	+0.216				
9	13:19:51.829	<b>28.287</b>	+0.057	3	13:16:39.714	<b>31.609</b>	+1.015				
10	13:20:20.279	<b>28.450</b>	+0.220	4	13:17:18.321	<b>38.607</b>	+8.013				
11	13:21:21.200	<b>1:00.921</b>	+32.691	5	13:17:49.119	<b>30.798</b>	+0.204				
<b>(491) Paul HABERLAND</b>				6	13:18:28.975	<b>39.856</b>	+9.262				
1	13:15:29.863	<b>30.857</b>	+2.440	7	13:19:01.800	<b>32.825</b>	+2.231				
2	13:15:59.740	<b>29.877</b>	+1.460	8	13:19:32.394	<b>30.594</b>					
3	13:16:28.423	<b>28.683</b>	+0.266	9	13:20:12.010	<b>39.616</b>	+9.022				
4	13:17:14.471	<b>46.048</b>	+17.631	10	13:20:47.644	<b>35.634</b>	+5.040				
5	13:17:47.890	<b>33.419</b>	+5.002	<b>(776) Oliver Jacques SCZEPONEK</b>							
6	13:18:21.401	<b>33.511</b>	+5.094	1	13:15:51.403	<b>41.309</b>	+10.029				
7	13:18:50.287	<b>28.886</b>	+0.469	2	13:16:24.804	<b>33.401</b>	+2.121				
8	13:19:20.843	<b>30.556</b>	+2.139	3	13:16:57.790	<b>32.986</b>	+1.706				
9	13:19:49.260	<b>28.417</b>		4	13:17:30.049	<b>32.259</b>	+0.979				
10	13:20:19.613	<b>30.353</b>	+1.936	5	13:18:01.329	<b>31.280</b>					
11	13:21:03.476	<b>43.863</b>	+15.446	6	13:18:42.161	<b>40.832</b>	+9.552				
<b>(503) Oliver KAAS</b>				7	13:19:13.644	<b>31.483</b>	+0.203				
1	13:15:35.515	<b>30.223</b>	+1.317	8	13:19:54.295	<b>40.651</b>	+9.371				
2	13:16:05.267	<b>29.752</b>	+0.846	9	13:20:25.679	<b>31.384</b>	+0.104				
3	13:16:51.616	<b>46.349</b>	+17.443	10	13:20:57.139	<b>31.460</b>	+0.180				
4	13:17:20.717	<b>29.101</b>	+0.195	<b>(198) Julian JUDINA</b>							
5	13:17:56.535	<b>35.818</b>	+6.912	1	13:15:40.777	<b>32.538</b>					
6	13:18:27.473	<b>30.938</b>	+2.032	2	13:16:13.554	<b>32.777</b>	+0.239				
7	13:18:56.379	<b>28.906</b>		3	13:17:00.781	<b>47.227</b>	+14.689				
8	13:20:04.346	<b>1:07.967</b>	+39.061	4	13:17:34.038	<b>33.257</b>	+0.719				
9	13:20:35.986	<b>31.640</b>	+2.734	5	13:18:31.249	<b>57.211</b>	+24.673				
10	13:21:18.206	<b>42.220</b>	+13.314	6	13:19:04.279	<b>33.030</b>	+0.492				
<b>(32) Alex ANDREIS</b>				7	13:20:00.496	<b>56.217</b>	+23.679				
1	13:15:49.601	<b>39.287</b>	+9.948	8	13:20:33.341	<b>32.845</b>	+0.307				
2	13:16:19.638	<b>30.037</b>	+0.698	9	13:21:24.642	<b>51.301</b>	+18.763				
3	13:17:09.802	<b>50.164</b>	+20.825								
4	13:17:53.233	<b>43.431</b>	+14.092								
5	13:18:25.317	<b>32.084</b>	+2.745								
6	13:18:54.656	<b>29.339</b>									
7	13:19:56.707	<b>1:02.051</b>	+32.712								
8	13:20:34.590	<b>37.883</b>	+8.544								
9	13:21:08.015	<b>33.425</b>	+4.086								
<b>(949) Alessandro CONTESSI</b>											
1	13:15:34.315	<b>31.071</b>	+1.238								
2	13:16:16.803	<b>42.488</b>	+12.655								
3	13:16:47.181	<b>30.378</b>	+0.545								





# Int. ADAC Supercross München 2016


SX1

München 0,300 Km

QUALIFYING HEAT A

18.11.2016 14:20

Race (8 Laps)



POLE POSITION

1	1 75 Nicholas SCHMIDT 26.178
2	2 3 Jace Wayne OWEN 26.371
3	3 80 Cade CLASON 26.835
4	4 211 Sullivan JAULIN 27.140
5	5 19 Loic ROMBAUT 27.582
6	6 99 Paul COATES 27.752
7	7 817 Jason CLERMONT 27.756
8	8 68 Harrison HEATH 28.061
9	9 98 Austin POLITELLI 28.102
10	10 952 Ludwig MACLER 28.221
11	11 39 Niclas HALLAFORS 29.591





# Int. ADAC Supercross München 2016


SX1

München 0,300 Km

QUALIFYING HEAT B

18.11.2016 14:30

Race (8 Laps)



POLE POSITION

1	1 101 Christopher BLOSE 26.044
2	2 42 Kyle CUNNINGHAM 26.658
3	3 134 Filip NEUGEBAUER 26.960
4	4 727 Boris MAILLARD 27.273
5	5 27 Nick WEY 27.668
6	6 511 Steven CLARKE 27.683
7	7 4 Matthew Bayliss 27.957
8	8 922 Kevin FORS 28.658
9	9 69 Carlos MACANAS 28.716





# Int. ADAC Supercross München 2016


SX1

München 0,300 Km

QUALIFYING HEAT C

18.11.2016 14:40

Race (8 Laps)



POLE POSITION

1	5 Gavin FAITH 26.206
2	225 Charles LEFRANCOIS 27.118
3	62 Jesse WENTLAND 27.520
4	61 Gannon AUDETTE 27.608
5	32 Marcus LEE SOPER 28.172
6	64 Dominique THURY 28.185
7	810 Kai HAASE 28.505
8	92 Steve MAGES 28.797
9	941 Jeffrey MEURS 29.313
10	74 Zack WILLIAMS 29.367





# Int. ADAC Supercross München 2016

**SX1**

**München 0,300 Km**

**QUALIFYING HEAT A**

**18.11.2016 14:20**

**Race (8 Laps) started at 14:49:06**

Pos	No.	Name	Nat.	Bike	Entrant/Team	Laps	Total Tm	Diff	Best Tm	In Lap	Points
1	75	<b>Nicholas SCHMIDT</b>	USA	Suzuki	Sturm Racing Team	8	4:06.772		26.711	6	0
2	3	<b>Jace Wayne OWEN</b>	USA	Honda	Team Waldmann	8	4:09.560	2.788	26.991	4	0
3	19	<b>Loic ROMBAUT</b>	FRA	KTM	HFour-Caluori Racing Team by Energybody	8	4:14.626	7.854	27.780	4	0
4	99	<b>Paul COATES</b>	GBR	Kawasaki	MONSTER ENERGY KAWASAKI ELF Team Pfeil	8	4:16.547	9.775	27.748	5	0
5	211	<b>Sulivan JAULIN</b>	FRA	KTM	KTM-Kosak Racing	8	4:17.665	10.893	28.100	6	0
6	98	<b>Austin POLITELLI</b>	USA	Yamaha	Meyer Racing Team	8	4:18.411	11.639	27.521	8	0
7	817	<b>Jason CLERMONT</b>	FRA	Honda	HFour-Caluori Racing Team by Energybody	8	4:19.708	12.936	28.143	8	0
8	952	<b>Ludowig MACLER</b>	FRA	Suzuki	Suzuki Schill by MJ Sport	8	4:23.121	16.349	28.342	4	0
9	68	<b>Harrison HEATH</b>	USA	Kawasaki	Sturm Racing Team	8	4:32.763	25.991	28.212	5	0
10	39	<b>Niclas HALLAFORS</b>	SWE	Yamaha	STC Racing	8	4:37.809	31.037	29.522	2	0
11	80	<b>Cade CLASON</b>	USA	Honda	Meyer Racing Team	7	4:34.911	1 Lap	27.664	5	0

Margin of Victory	Ø km/h	Best Lap Tm	km/h	Best Lap by
2.788	35,012	26.711	40,433	75 - Nicholas SCHMIDT

Official Timing camp-company.de / mwraceconsulting.com

Orbits

Timekeeping Steffen Kirchhof:

Clerk of the course Xaver Sturm:

Steward Olaf Noack:

Reg. Nr SX 06/16 FIM 297/20 FIM Europe 21/114

Printed: 18.11.2016 14:54:00

posted at: h







# Int. ADAC Supercross München 2016

## SX1

## München 0,300 Km

### QUALIFYING HEAT A

### 18.11.2016 14:20

#### Race (8 Laps) started at 14:49:06

Lap	Time of Day	Lap Tm	Diff	Lap	Time of Day	Lap Tm	Diff	Lap	Time of Day	Lap Tm	Diff
<b>(75) Nicholas SCHMIDT</b>				5	14:52:00.525	<b>28.216</b>	+0.073				
1	14:50:01.578	<b>29.284</b>	+2.573	6	14:52:29.002	<b>28.477</b>	+0.334				
2	14:50:29.265	<b>27.687</b>	+0.976	7	14:52:57.867	<b>28.865</b>	+0.722				
3	14:50:56.543	<b>27.278</b>	+0.567	8	14:53:26.010	<b>28.143</b>					
4	14:51:23.520	<b>26.977</b>	+0.266	<b>(952) Ludwig MACLER</b>							
5	14:51:50.799	<b>27.279</b>	+0.568	1	14:50:07.657	<b>30.325</b>	+1.983				
6	14:52:17.510	<b>26.711</b>		2	14:50:36.378	<b>28.721</b>	+0.379				
7	14:52:45.956	<b>28.446</b>	+1.735	3	14:51:06.151	<b>29.773</b>	+1.431				
8	14:53:13.074	<b>27.118</b>	+0.407	4	14:51:34.493	<b>28.342</b>					
<b>(3) Jace Wayne OWEN</b>				5	14:52:03.252	<b>28.759</b>	+0.417				
1	14:50:03.007	<b>28.621</b>	+1.630	6	14:52:31.852	<b>28.600</b>	+0.258				
2	14:50:31.173	<b>28.166</b>	+1.175	7	14:53:00.769	<b>28.917</b>	+0.575				
3	14:50:58.300	<b>27.127</b>	+0.136	8	14:53:29.423	<b>28.654</b>	+0.312				
4	14:51:25.291	<b>26.991</b>		<b>(68) Harrison HEATH</b>							
5	14:51:52.503	<b>27.212</b>	+0.221	1	14:50:03.065	<b>29.637</b>	+1.425				
6	14:52:19.846	<b>27.343</b>	+0.352	2	14:50:32.216	<b>29.151</b>	+0.939				
7	14:52:47.265	<b>27.419</b>	+0.428	3	14:51:00.556	<b>28.340</b>	+0.128				
8	14:53:15.862	<b>28.597</b>	+1.606	4	14:51:29.170	<b>28.614</b>	+0.402				
<b>(19) Loic ROMBAUT</b>				5	14:51:57.382	<b>28.212</b>					
1	14:50:01.565	<b>28.638</b>	+0.858	6	14:52:27.635	<b>30.253</b>	+2.041				
2	14:50:30.399	<b>28.834</b>	+1.054	7	14:53:07.856	<b>40.221</b>	+12.009				
3	14:50:58.947	<b>28.548</b>	+0.768	8	14:53:39.065	<b>31.209</b>	+2.997				
4	14:51:26.727	<b>27.780</b>		<b>(39) Niclas HALLAFORS</b>							
5	14:51:54.566	<b>27.839</b>	+0.059	1	14:50:08.824	<b>30.171</b>	+0.649				
6	14:52:22.928	<b>28.362</b>	+0.582	2	14:50:38.346	<b>29.522</b>					
7	14:52:51.685	<b>28.757</b>	+0.977	3	14:51:08.389	<b>30.043</b>	+0.521				
8	14:53:20.928	<b>29.243</b>	+1.463	4	14:51:38.114	<b>29.725</b>	+0.203				
<b>(99) Paul COATES</b>				5	14:52:10.028	<b>31.914</b>	+2.392				
1	14:50:04.124	<b>29.191</b>	+1.443	6	14:52:41.388	<b>31.360</b>	+1.838				
2	14:50:33.447	<b>29.323</b>	+1.575	7	14:53:11.548	<b>30.160</b>	+0.638				
3	14:51:02.187	<b>28.740</b>	+0.992	8	14:53:44.111	<b>32.563</b>	+3.041				
4	14:51:30.249	<b>28.062</b>	+0.314	<b>(80) Cade CLASON</b>							
5	14:51:57.997	<b>27.748</b>		1	14:50:02.406	<b>28.607</b>	+0.943				
6	14:52:26.215	<b>28.218</b>	+0.470	2	14:50:31.821	<b>29.415</b>	+1.751				
7	14:52:54.891	<b>28.676</b>	+0.928	3	14:50:59.957	<b>28.136</b>	+0.472				
8	14:53:22.849	<b>27.958</b>	+0.210	4	14:51:27.710	<b>27.753</b>	+0.089				
<b>(211) Sulivan JAULIN</b>				5	14:51:55.374	<b>27.664</b>					
1	14:50:04.537	<b>29.673</b>	+1.573	6	14:53:08.360	<b>1:12.986</b>	+45.322				
2	14:50:32.799	<b>28.262</b>	+0.162	7	14:53:41.213	<b>32.853</b>	+5.189				
3	14:51:01.230	<b>28.431</b>	+0.331	<b>(98) Austin POLITELLI</b>							
4	14:51:30.141	<b>28.911</b>	+0.811	1	14:50:05.410	<b>29.948</b>	+2.427				
5	14:51:59.006	<b>28.865</b>	+0.765	2	14:50:34.269	<b>28.859</b>	+1.338				
6	14:52:27.106	<b>28.100</b>		3	14:51:02.857	<b>28.588</b>	+1.067				
7	14:52:55.449	<b>28.343</b>	+0.243	4	14:51:31.166	<b>28.309</b>	+0.788				
8	14:53:23.967	<b>28.518</b>	+0.418	5	14:51:59.698	<b>28.532</b>	+1.011				
<b>(817) Jason CLERMONT</b>				6	14:52:28.516	<b>28.818</b>	+1.297				
1	14:50:06.204	<b>30.076</b>	+1.933	7	14:52:57.192	<b>28.676</b>	+1.155				
2	14:50:34.694	<b>28.490</b>	+0.347	8	14:53:24.713	<b>27.521</b>					
3	14:51:03.413	<b>28.719</b>	+0.576	<b>(817) Jason CLERMONT</b>							
4	14:51:32.309	<b>28.896</b>	+0.753	1	14:50:06.204	<b>30.076</b>	+1.933				





# Int. ADAC Supercross München 2016

**SX1**

**München 0,300 Km**

**QUALIFYING HEAT B**

**18.11.2016 14:30**

**Race (8 Laps) started at 14:57:58**

Pos	No.	Name	Nat.	Bike	Entrant/Team	Laps	Total Tm	Diff	Best Tm	In Lap	Points
1	101	<b>Christopher BLOSE</b>	USA	Kawasaki	Sturm Racing Team	8	4:13.638		27.332	2	0
2	727	<b>Boris MAILLARD</b>	FRA	Suzuki	Team DIGA-Procross	8	4:16.260	2.622	27.952	5	0
3	134	<b>Filip NEUGEBAUER</b>	CZE	Kawasaki	MONSTER ENERGY KAWASAKI ELF Team Pfeil	8	4:17.329	3.691	28.163	1	0
4	511	<b>Steven CLARKE</b>	GBR	Husqvarna	MPS Husqvarna Racing	8	4:18.609	4.971	28.195	5	0
5	42	<b>Kyle CUNNINGHAM</b>	USA	Suzuki	Team Castrol Power1 Suzuki Moto-Base	8	4:20.388	6.750	27.844	4	0
6	27	<b>Nick WEY</b>	USA	Kawasaki	Sturm Racing Team	8	4:21.774	8.136	27.897	2	0
7	69	<b>Carlos MACANAS</b>	ESP	Suzuki	Team Twenty Suspension	8	4:24.378	10.740	28.769	4	0
8	922	<b>Kevin FORS</b>	BEL	Honda	KMP-Honda-Repsol-Racing-Team	8	4:43.584	29.946	28.696	3	0
9	4	<b>Matthew Bayliss</b>	GBR	Honda	Team Waldmann	7	4:29.209	1 Lap	28.524	3	0

Margin of Victory	Ø km/h	Best Lap Tm	km/h	Best Lap by
2.622	34,064	27.332	39,514	101 - Christopher BLOSE

Official Timing [camp-company.de](http://camp-company.de) / [mwraceconsulting.com](http://mwraceconsulting.com)

Orbits

Timekeeping Steffen Kirchhof:

Clerk of the course Xaver Sturm:

Steward Olaf Noack:

Reg. Nr SX 06/16 FIM 297/20 FIM Europe 21/114

Printed: 18.11.2016 15:03:01

posted at: h





# Int. ADAC Supercross München 2016

## SX1

## München 0,300 Km

### QUALIFYING HEAT B

### 18.11.2016 14:30

#### Race (8 Laps) started at 14:57:58

Lap	Time of Day	Lap Tm	Diff	Lap	Time of Day	Lap Tm	Diff	Lap	Time of Day	Lap Tm	Diff
<b>(101) Christopher BLOSE</b>				5	15:00:54.561	<b>29.314</b>	+0.545				
1	14:58:53.254	<b>28.218</b>	+0.886	6	15:01:23.893	<b>29.332</b>	+0.563				
2	14:59:20.586	<b>27.332</b>		7	15:01:53.030	<b>29.137</b>	+0.368				
3	14:59:48.489	<b>27.903</b>	+0.571	8	15:02:23.116	<b>30.086</b>	+1.317				
4	15:00:16.161	<b>27.672</b>	+0.340	<b>(922) Kevin FORS</b>							
5	15:00:44.555	<b>28.394</b>	+1.062	1	14:59:12.379	<b>31.742</b>	+3.046				
6	15:01:12.415	<b>27.860</b>	+0.528	2	14:59:41.250	<b>28.871</b>	+0.175				
7	15:01:43.940	<b>31.525</b>	+4.193	3	15:00:09.946	<b>28.696</b>					
8	15:02:12.376	<b>28.436</b>	+1.104	4	15:00:39.509	<b>29.563</b>	+0.867				
<b>(727) Boris MAILLARD</b>				5	15:01:08.663	<b>29.154</b>	+0.458				
1	14:58:52.804	<b>28.549</b>	+0.597	6	15:01:41.638	<b>32.975</b>	+4.279				
2	14:59:21.373	<b>28.569</b>	+0.617	7	15:02:11.623	<b>29.985</b>	+1.289				
3	14:59:49.827	<b>28.454</b>	+0.502	8	15:02:42.322	<b>30.699</b>	+2.003				
4	15:00:18.757	<b>28.930</b>	+0.978	<b>(4) Matthew Bayliss</b>							
5	15:00:46.709	<b>27.952</b>		1	14:58:56.961	<b>28.856</b>	+0.332				
6	15:01:14.925	<b>28.216</b>	+0.264	2	14:59:26.314	<b>29.353</b>	+0.829				
7	15:01:45.388	<b>30.463</b>	+2.511	3	14:59:54.838	<b>28.524</b>					
8	15:02:14.998	<b>29.610</b>	+1.658	4	15:00:23.978	<b>29.140</b>	+0.616				
<b>(134) Filip NEUGEBAUER</b>				5	15:00:52.796	<b>28.818</b>	+0.294				
1	14:58:54.135	<b>28.163</b>		6	15:01:54.877	<b>1:02.081</b>	+33.557				
2	14:59:22.456	<b>28.321</b>	+0.158	7	15:02:27.947	<b>33.070</b>	+4.546				
3	14:59:51.378	<b>28.922</b>	+0.759								
4	15:00:19.675	<b>28.297</b>	+0.134								
5	15:00:48.052	<b>28.377</b>	+0.214								
6	15:01:16.443	<b>28.391</b>	+0.228								
7	15:01:47.261	<b>30.818</b>	+2.655								
8	15:02:16.067	<b>28.806</b>	+0.643								
<b>(511) Steven CLARKE</b>											
1	14:58:55.073	<b>28.389</b>	+0.194								
2	14:59:24.270	<b>29.197</b>	+1.002								
3	14:59:52.767	<b>28.497</b>	+0.302								
4	15:00:21.351	<b>28.584</b>	+0.389								
5	15:00:49.546	<b>28.195</b>									
6	15:01:18.111	<b>28.565</b>	+0.370								
7	15:01:49.088	<b>30.977</b>	+2.782								
8	15:02:17.347	<b>28.259</b>	+0.064								
<b>(42) Kyle CUNNINGHAM</b>											
1	14:58:56.109	<b>28.623</b>	+0.779								
2	14:59:24.890	<b>28.781</b>	+0.937								
3	14:59:53.960	<b>29.070</b>	+1.226								
4	15:00:21.804	<b>27.844</b>									
5	15:00:50.467	<b>28.663</b>	+0.819								
6	15:01:18.770	<b>28.303</b>	+0.459								
7	15:01:49.498	<b>30.728</b>	+2.884								
8	15:02:19.126	<b>29.628</b>	+1.784								
<b>(27) Nick WEY</b>											
1	14:58:55.792	<b>28.755</b>	+0.858								
2	14:59:23.689	<b>27.897</b>									
3	14:59:53.446	<b>29.757</b>	+1.860								
4	15:00:22.943	<b>29.497</b>	+1.600								
5	15:00:52.477	<b>29.534</b>	+1.637								
6	15:01:21.926	<b>29.449</b>	+1.552								
7	15:01:51.213	<b>29.287</b>	+1.390								
8	15:02:20.512	<b>29.299</b>	+1.402								
<b>(69) Carlos MACANAS</b>											
1	14:58:58.432	<b>29.457</b>	+0.688								
2	14:59:27.587	<b>29.155</b>	+0.386								
3	14:59:56.478	<b>28.891</b>	+0.122								
4	15:00:25.247	<b>28.769</b>									





# Int. ADAC Supercross München 2016

**SX1**

**München 0,300 Km**

**QUALIFYING HEAT C**

**18.11.2016 14:40**

**Race (8 Laps) started at 15:07:36**

Pos	No.	Name	Nat.	Bike	Entrant/Team	Laps	Total Tm	Diff	Best Tm	In Lap	Points
1	5	<b>Gavin FAITH</b>	USA	Honda	Team Waldmann	8	4:11.639		27.226	3	0
2	225	<b>Charles LEFRANCOIS</b>	FRA	Suzuki	Team Twenty Suspension	8	4:15.062	3.423	28.027	3	0
3	92	<b>Steve MAGES</b>	USA	Yamaha	Meyer Racing Team	8	4:23.115	11.476	28.710	8	0
4	61	<b>Gannon AUDETTE</b>	USA	Kawasaki	MONSTER ENERGY KAWASAKI ELF Team Pfeil	8	4:24.232	12.593	27.932	3	0
5	62	<b>Jesse WENTLAND</b>	USA	Suzuki	stielergruppe.mx Johannes-Bikes Suzuki	8	4:25.254	13.615	28.834	2	0
6	64	<b>Dominique THURY</b>	GER	KTM	Team GST Berlin	8	4:28.273	16.634	29.105	2	0
7	810	<b>Kai HAASE</b>	GER	Suzuki	stielergruppe.mx Johannes-Bikes Suzuki	8	4:34.622	22.983	29.237	3	0
8	74	<b>Zack WILLIAMS</b>	USA	Honda	KMP-Honda-Repsol-Racing-Team	8	4:36.324	24.685	30.039	5	0
9	32	<b>Marcus LEE SOPER</b>	GBR	Suzuki	Team Twenty Suspension	7	4:01.687	1 Lap	29.271	2	0
10	941	<b>Jeffrey MEURS</b>	NED	Yamaha	STC Racing	6	4:41.665	2 Laps	30.385	5	0

Margin of Victory	Ø km/h	Best Lap Tm	km/h	Best Lap by
3.423	34,335	27.226	39,668	5 - Gavin FAITH

Official Timing [camp-company.de](http://camp-company.de) / [mwraceconsulting.com](http://mwraceconsulting.com)

Orbits

Timekeeping Steffen Kirchhof:

Clerk of the course Xaver Sturm:

Steward Olaf Noack:

Reg. Nr SX 06/16 FIM 297/20 FIM Europe 21/114

Printed: 18.11.2016 15:43:13

posted at: h





# Int. ADAC Supercross München 2016

**SX1**

**München 0,300 Km**

**QUALIFYING HEAT C**

**18.11.2016 14:40**

**Race (8 Laps) started at 15:07:36**

Lap	Time of Day	Lap Tm	Diff	Lap	Time of Day	Lap Tm	Diff	Lap	Time of Day	Lap Tm	Diff
<b>(5) Gavin FAITH</b>				5	15:10:37.906	<b>30.136</b>	+0.899				
1	15:08:30.314	<b>28.169</b>	+0.943	6	15:11:08.116	<b>30.210</b>	+0.973				
2	15:08:58.115	<b>27.801</b>	+0.575	7	15:11:39.012	<b>30.896</b>	+1.659				
3	15:09:25.341	<b>27.226</b>		8	15:12:10.628	<b>31.616</b>	+2.379				
4	15:09:53.156	<b>27.815</b>	+0.589	<b>(74) Zack WILLIAMS</b>							
5	15:10:21.074	<b>27.918</b>	+0.692	1	15:08:38.111	<b>30.493</b>	+0.454				
6	15:10:49.445	<b>28.371</b>	+1.145	2	15:09:08.440	<b>30.329</b>	+0.290				
7	15:11:18.177	<b>28.732</b>	+1.506	3	15:09:39.152	<b>30.712</b>	+0.673				
8	15:11:47.645	<b>29.468</b>	+2.242	4	15:10:09.544	<b>30.392</b>	+0.353				
<b>(225) Charles LEFRANCOIS</b>				5	15:10:39.583	<b>30.039</b>					
1	15:08:31.164	<b>28.307</b>	+0.280	6	15:11:09.791	<b>30.208</b>	+0.169				
2	15:08:59.337	<b>28.173</b>	+0.146	7	15:11:40.441	<b>30.650</b>	+0.611				
3	15:09:27.364	<b>28.027</b>		8	15:12:12.330	<b>31.889</b>	+1.850				
4	15:09:55.587	<b>28.223</b>	+0.196	<b>(32) Marcus LEE SOPER</b>							
5	15:10:23.786	<b>28.199</b>	+0.172	1	15:08:33.617	<b>30.220</b>	+0.949				
6	15:10:52.322	<b>28.536</b>	+0.509	2	15:09:02.888	<b>29.271</b>					
7	15:11:21.101	<b>28.779</b>	+0.752	3	15:09:33.496	<b>30.608</b>	+1.337				
8	15:11:51.068	<b>29.967</b>	+1.940	4	15:10:05.252	<b>31.756</b>	+2.485				
<b>(92) Steve MAGES</b>				5	15:10:36.710	<b>31.458</b>	+2.187				
1	15:08:34.292	<b>30.415</b>	+1.705	6	15:11:07.529	<b>30.819</b>	+1.548				
2	15:09:03.333	<b>29.041</b>	+0.331	7	15:11:37.693	<b>30.164</b>	+0.893				
3	15:09:33.133	<b>29.800</b>	+1.090	<b>(941) Jeffrey MEURS</b>							
4	15:10:02.241	<b>29.108</b>	+0.398	1	15:09:11.788	<b>1:05.486</b>	+35.101				
5	15:10:31.542	<b>29.301</b>	+0.591	2	15:10:10.903	<b>59.115</b>	+28.730				
6	15:11:00.854	<b>29.312</b>	+0.602	3	15:10:42.151	<b>31.248</b>	+0.863				
7	15:11:30.411	<b>29.557</b>	+0.847	4	15:11:13.070	<b>30.919</b>	+0.534				
8	15:11:59.121	<b>28.710</b>		5	15:11:43.455	<b>30.385</b>					
<b>(61) Gannon AUDETTE</b>				6	15:12:17.671	<b>34.216</b>	+3.831				
1	15:08:32.991	<b>28.758</b>	+0.826								
2	15:09:02.359	<b>29.368</b>	+1.436								
3	15:09:30.291	<b>27.932</b>									
4	15:10:00.160	<b>29.869</b>	+1.937								
5	15:10:29.756	<b>29.596</b>	+1.664								
6	15:10:59.657	<b>29.901</b>	+1.969								
7	15:11:29.607	<b>29.950</b>	+2.018								
8	15:12:00.238	<b>30.631</b>	+2.699								
<b>(62) Jesse WENTLAND</b>											
1	15:08:35.102	<b>29.885</b>	+1.051								
2	15:09:03.936	<b>28.834</b>									
3	15:09:34.160	<b>30.224</b>	+1.390								
4	15:10:03.178	<b>29.018</b>	+0.184								
5	15:10:32.401	<b>29.223</b>	+0.389								
6	15:11:02.091	<b>29.690</b>	+0.856								
7	15:11:31.151	<b>29.060</b>	+0.226								
8	15:12:01.260	<b>30.109</b>	+1.275								
<b>(64) Dominique THURY</b>											
1	15:08:35.505	<b>30.810</b>	+1.705								
2	15:09:04.610	<b>29.105</b>									
3	15:09:34.975	<b>30.365</b>	+1.260								
4	15:10:05.145	<b>30.170</b>	+1.065								
5	15:10:34.961	<b>29.816</b>	+0.711								
6	15:11:04.444	<b>29.483</b>	+0.378								
7	15:11:34.054	<b>29.610</b>	+0.505								
8	15:12:04.279	<b>30.225</b>	+1.120								
<b>(810) Kai HAASE</b>											
1	15:08:36.384	<b>29.798</b>	+0.561								
2	15:09:08.597	<b>32.213</b>	+2.976								
3	15:09:37.834	<b>29.237</b>									
4	15:10:07.770	<b>29.936</b>	+0.699								





**ADAC SX Cup 2016/17 München 18-19 November**

**Class SX1**

**Tracklength: 300 m**

**Startgrid Hoffnungslauf D**

**Friday 18th of November**

Pos.	No.	Name	FNM	Nat./Hometown	Trademark	Entrant / Team
1	817	CLERMONT, Jason		FRA	Honda	HFour-Caluori Racing Team by Energybody
2	69	MACANAS, Carlos		ESP	Suzuki	Team Twenty Suspension
3	810	HAASE, Kai		GER	Suzuki	stielergruppe.mx Johannes-Bikes Suzuki
4	952	MACLER, Ludowig		FRA	Suzuki	Suzuki Schill by MJ Sport
5	922	FORS, Kevin		BEL	Honda	KMP-Honda-Repsol-Racing-Team
6	74	WILLIAMS, Zack		USA	Honda	KMP-Honda-Repsol-Racing-Team
7	68	HEATH, Harrison		USA	Kawasaki	Sturm Racing Team
8	4	Bayliss, Matthew		GBR	Honda	Team Waldmann
9	32	LEE SOPER, Marcus		GBR	Suzuki	Team Twenty Suspension
10	39	HALLAFORS, Niclas		SWE	Yamaha	STC Racing
11	941	MEURS, Jeffrey		NED	Yamaha	STC Racing
12	80	CLASON, Cade		USA	Honda	Meyer Racing Team

**Announcements: These results are provisional until the conclusion of any judicial and technical matters**

Clerk of the course Xaver Sturm

Jury President Olaf Noack

Timekeeping Steffen Kirchhof

Posted at: h

Printed: 18.11.2016 15:14

Reg. Nr SX 06/16 FIM 297/20 FIM Europe 21/114



# Int. ADAC Supercross München 2016

**SX1**

**München 0,300 Km**

**LAST CHANCE D**

**18.11.2016 15:10**

**Race (8 Laps) started at 15:30:34**

Pos	No.	Name	Nat.	Bike	Entrant/Team	Laps	Total Tm	Diff	Best Tm	In Lap	Points
1	817	<b>Jason CLERMONT</b>	FRA	Honda	HFour-Caluori Racing Team by Energybody	8	4:20.824		28.535	1	0
2	69	<b>Carlos MACANAS</b>	ESP	Suzuki	Team Twenty Suspension	8	4:22.343	1.519	28.577	2	0
3	32	<b>Marcus LEE SOPER</b>	GBR	Suzuki	Team Twenty Suspension	8	4:25.058	4.234	29.132	4	0
4	68	<b>Harrison HEATH</b>	USA	Kawasaki	Sturm Racing Team	8	4:26.546	5.722	28.187	4	0
5	952	<b>Ludowig MACLER</b>	FRA	Suzuki	Suzuki Schill by MJ Sport	8	4:27.041	6.217	28.930	4	0
6	810	<b>Kai HAASE</b>	GER	Suzuki	stielergruppe.mx Johannes-Bikes Suzuki	8	4:28.772	7.948	28.721	4	0
7	4	<b>Matthew Bayliss</b>	GBR	Honda	Team Waldmann	8	4:30.784	9.960	28.607	6	0
8	941	<b>Jeffrey MEURS</b>	NED	Yamaha	STC Racing	8	4:36.863	16.039	29.493	6	0
9	74	<b>Zack WILLIAMS</b>	USA	Honda	KMP-Honda-Repsol-Racing-Team	8	4:39.557	18.733	29.956	5	0
10	922	<b>Kevin FORS</b>	BEL	Honda	KMP-Honda-Repsol-Racing-Team	6	3:33.858	2 Laps	29.518	5	0
11	39	<b>Niclas HALLAFORS</b>	SWE	Yamaha	STC Racing	6	3:35.900	2 Laps	30.056	6	0
12	80	<b>Cade CLASON</b>	USA	Honda	Meyer Racing Team	3	1:59.736	5 Laps	28.482	3	0

Margin of Victory	Ø km/h	Best Lap Tm	km/h	Best Lap by
1.519	33,126	28.187	38,316	68 - Harrison HEATH

Official Timing camp-company.de / mwraceconsulting.com

Orbits

Timekeeping Steffen Kirchhof:

Clerk of the course Xaver Sturm:

Steward Olaf Noack:

Reg. Nr SX 06/16 FIM 297/20 FIM Europe 21/114

Printed: 18.11.2016 15:35:41

posted at: h





# Int. ADAC Supercross München 2016

**SX1**

**München 0,300 Km**

**LAST CHANCE D**

**18.11.2016 15:10**

**Race (8 Laps) started at 15:30:34**

Lap	Time of Day	Lap Tm	Diff	Lap	Time of Day	Lap Tm	Diff	Lap	Time of Day	Lap Tm	Diff	
<b>(817) Jason CLERMONT</b>				5	15:33:36.044	<b>30.011</b>	+1.404					
1	15:31:29.166	<b>28.535</b>		6	15:34:04.651	<b>28.607</b>						
2	15:31:58.006	<b>28.840</b>	+0.305	7	15:34:33.691	<b>29.040</b>	+0.433					
3	15:32:26.792	<b>28.786</b>	+0.251	8	15:35:04.959	<b>31.268</b>	+2.661					
4	15:32:55.578	<b>28.786</b>	+0.251	<b>(941) Jeffrey MEURS</b>								
5	15:33:25.167	<b>29.589</b>	+1.054	1	15:31:37.844	<b>31.271</b>	+1.778					
6	15:33:54.274	<b>29.107</b>	+0.572	2	15:32:08.120	<b>30.276</b>	+0.783					
7	15:34:23.461	<b>29.187</b>	+0.652	3	15:32:38.444	<b>30.324</b>	+0.831					
8	15:34:54.999	<b>31.538</b>	+3.003	4	15:33:09.042	<b>30.598</b>	+1.105					
<b>(69) Carlos MACANAS</b>				5	15:33:39.131	<b>30.089</b>	+0.596					
1	15:31:30.816	<b>29.257</b>	+0.680	6	15:34:08.624	<b>29.493</b>						
2	15:31:59.393	<b>28.577</b>		7	15:34:38.646	<b>30.022</b>	+0.529					
3	15:32:28.210	<b>28.817</b>	+0.240	8	15:35:11.038	<b>32.392</b>	+2.899					
4	15:32:57.062	<b>28.852</b>	+0.275	<b>(74) Zack WILLIAMS</b>								
5	15:33:26.552	<b>29.490</b>	+0.913	1	15:31:39.794	<b>31.068</b>	+1.112					
6	15:33:56.190	<b>29.638</b>	+1.061	2	15:32:11.349	<b>31.555</b>	+1.599					
7	15:34:25.461	<b>29.271</b>	+0.694	3	15:32:41.315	<b>29.966</b>	+0.010					
8	15:34:56.518	<b>31.057</b>	+2.480	4	15:33:11.323	<b>30.008</b>	+0.052					
<b>(32) Marcus LEE SOPER</b>				5	15:33:41.279	<b>29.956</b>						
1	15:31:31.904	<b>29.403</b>	+0.271	6	15:34:11.752	<b>30.473</b>	+0.517					
2	15:32:01.714	<b>29.810</b>	+0.678	7	15:34:43.260	<b>31.508</b>	+1.552					
3	15:32:30.865	<b>29.151</b>	+0.019	8	15:35:13.732	<b>30.472</b>	+0.516					
4	15:32:59.997	<b>29.132</b>		<b>(922) Kevin FORS</b>								
5	15:33:29.955	<b>29.958</b>	+0.826	1	15:31:35.670	<b>30.935</b>	+1.417					
6	15:33:59.976	<b>30.021</b>	+0.889	2	15:32:05.985	<b>30.315</b>	+0.797					
7	15:34:29.973	<b>29.997</b>	+0.865	3	15:32:36.953	<b>30.968</b>	+1.450					
8	15:34:59.233	<b>29.260</b>	+0.128	4	15:33:08.336	<b>31.383</b>	+1.865					
<b>(68) Harrison HEATH</b>				5	15:33:37.854	<b>29.518</b>						
1	15:31:33.785	<b>28.931</b>	+0.744	6	15:34:08.033	<b>30.179</b>	+0.661					
2	15:32:04.453	<b>30.668</b>	+2.481	<b>(39) Niclas HALLAFORS</b>								
3	15:32:33.338	<b>28.885</b>	+0.698	1	15:31:38.868	<b>31.296</b>	+1.240					
4	15:33:01.525	<b>28.187</b>		2	15:32:09.143	<b>30.275</b>	+0.219					
5	15:33:30.969	<b>29.444</b>	+1.257	3	15:32:39.575	<b>30.432</b>	+0.376					
6	15:34:00.659	<b>29.690</b>	+1.503	4	15:33:09.927	<b>30.352</b>	+0.296					
7	15:34:30.444	<b>29.785</b>	+1.598	5	15:33:40.019	<b>30.092</b>	+0.036					
8	15:35:00.721	<b>30.277</b>	+2.090	6	15:34:10.075	<b>30.056</b>						
<b>(952) Ludwig MACLER</b>				<b>(80) Cade CLASON</b>								
1	15:31:33.419	<b>29.397</b>	+0.467	1	15:31:34.365	<b>28.929</b>	+0.447					
2	15:32:02.386	<b>28.967</b>	+0.037	2	15:32:05.429	<b>31.064</b>	+2.582					
3	15:32:31.834	<b>29.448</b>	+0.518	3	15:32:33.911	<b>28.482</b>						
4	15:33:00.764	<b>28.930</b>										
5	15:33:30.948	<b>30.184</b>	+1.254									
6	15:34:01.267	<b>30.319</b>	+1.389									
7	15:34:31.044	<b>29.777</b>	+0.847									
8	15:35:01.216	<b>30.172</b>	+1.242									
<b>(810) Kai HAASE</b>												
1	15:31:33.201	<b>29.472</b>	+0.751									
2	15:32:05.419	<b>32.218</b>	+3.497									
3	15:32:36.315	<b>30.896</b>	+2.175									
4	15:33:05.036	<b>28.721</b>										
5	15:33:34.193	<b>29.157</b>	+0.436									
6	15:34:03.606	<b>29.413</b>	+0.692									
7	15:34:32.625	<b>29.019</b>	+0.298									
8	15:35:02.947	<b>30.322</b>	+1.601									
<b>(4) Matthew Bayliss</b>												
1	15:31:36.784	<b>30.815</b>	+2.208									
2	15:32:06.937	<b>30.153</b>	+1.546									
3	15:32:37.343	<b>30.406</b>	+1.799									
4	15:33:06.033	<b>28.690</b>	+0.083									







**ADAC SX Cup 2016/17 München 18-19 November**

**Class SX1**

**Tracklength: 300 m**

**Startgrid Halbfinale E**

**Friday 18th of November**

Pos.	No.	Name	FNM	Nat./Hometown	Trademark	Entrant / Team
1	75	SCHMIDT, Nicholas		USA	Suzuki	Sturm Racing Team
2	101	BLOSE, Christopher		USA	Kawasaki	Sturm Racing Team
3	3	OWEN, Jace Wayne		USA	Honda	Team Waldmann
4	19	ROMBAUT, Loic		FRA	KTM	HFour-Caluori Racing Team by Energybody
5	134	NEUGEBAUER, Filip		CZE	Kawasaki	MONSTER ENERGY KAWASAKI ELF Team
6	99	COATES, Paul		GBR	Kawasaki	MONSTER ENERGY KAWASAKI ELF Team
7	211	JAULIN, Sullivan		FRA	KTM	KTM-Kosak Racing
8	42	CUNNINGHAM, Kyle		USA	Suzuki	Team Castrol Power1 Suzuki Moto-Base
9	98	POLITELLI, Austin		USA	Yamaha	Meyer Racing Team
10	817	CLERMONT, Jason		FRA	Honda	HFour-Caluori Racing Team by Energybody
11	32	LEE SOPER, Marcus		GBR	Suzuki	Team Twenty Suspension

**Announcements: These results are provisional until the conclusion of any judicial and technical matters**

Clerk of the course Xaver Sturm

Jury President Olaf Noack

Timekeeping Steffen Kirchhof

Posted at: h

Printed: 18.11.2016 15:36

Reg. Nr SX 06/16 FIM 297/20 FIM Europe 21/114



**ADAC SX Cup 2016/17 München 18-19 November**

**Class SX1**

**Tracklength: 300 m**

**Startgrid Halbfinale F**

**Friday 18th of November**

Pos.	No.	Name	FNM	Nat./Hometown	Trademark	Entrant / Team
1	5	FAITH, Gavin		USA	Honda	Team Waldmann
2	727	MAILLARD, Boris		FRA	Suzuki	Team DIGA-Procross
3	225	LEFRANCOIS, Charles		FRA	Suzuki	Team Twenty Suspension
4	92	MAGES, Steve		USA	Yamaha	Meyer Racing Team
5	511	CLARKE, Steven		GBR	Husqvarna	MPS Husqvarna Racing
6	61	AUDETTE, Gannon		USA	Kawasaki	MONSTER ENERGY KAWASAKI ELF Team
7	62	WENTLAND, Jesse		USA	Suzuki	stielergruppe.mx Johannes-Bikes Suzuki
8	27	WEY, Nick		USA	Kawasaki	Sturm Racing Team
9	64	THURY, Dominique		GER	KTM	Team GST Berlin
10	69	MACANAS, Carlos		ESP	Suzuki	Team Twenty Suspension
11	68	HEATH, Harrison		USA	Kawasaki	Sturm Racing Team

**Announcements: These results are provisional until the conclusion of any judicial and technical matters**

Clerk of the course Xaver Sturm

Jury President Olaf Noack

Timekeeping Steffen Kirchhof

Posted at: h

Printed: 18.11.2016 15:37

Reg. Nr SX 06/16 FIM 297/20 FIM Europe 21/114



# Int. ADAC Supercross München 2016

**SX1**

**München 0,300 Km**

**SEMIFINAL E**

**18.11.2016 20:00**

**Race (12 Laps) started at 20:00:12**

Pos	No.	Name	Nat.	Bike	Entrant/Team	Laps	Total Tm	Diff	Best Tm	In Lap	Points
1	75	<b>Nicholas SCHMIDT</b>	USA	Suzuki	Sturm Racing Team	12	5:52.078		25.997	1	0
2	211	<b>Sullivan JAULIN</b>	FRA	KTM	KTM-Kosak Racing	12	5:58.956	6.878	27.184	7	0
3	42	<b>Kyle CUNNINGHAM</b>	USA	Suzuki	Team Castrol Power1 Suzuki Moto-Base	12	5:59.811	7.733	26.047	1	0
4	99	<b>Paul COATES</b>	GBR	Kawasaki	MONSTER ENERGY KAWASAKI ELF Team Pfeil	12	6:04.184	12.106	27.439	4	0
5	19	<b>Loïc ROMBAUT</b>	FRA	KTM	HFour-Caluori Racing Team by Energybody	12	6:06.088	14.010	26.721	1	0
6	817	<b>Jason CLERMONT</b>	FRA	Honda	HFour-Caluori Racing Team by Energybody	12	6:07.715	15.637	27.296	7	0
7	134	<b>Filip NEUGEBAUER</b>	CZE	Kawasaki	MONSTER ENERGY KAWASAKI ELF Team Pfeil	12	6:08.014	15.936	26.806	3	0
8	3	<b>Jace Wayne OWEN</b>	USA	Honda	Team Waldmann	11	5:56.263	1 Lap	26.150	3	0
9	32	<b>Marcus LEE SOPER</b>	GBR	Suzuki	Team Twenty Suspension	11	6:01.774	1 Lap	28.160	4	0
10	98	<b>Austin POLITELLI</b>	USA	Yamaha	Meyer Racing Team	7	6:13.210	5 Laps	27.912	5	0
11	101	<b>Christopher BLOSE</b>	USA	Kawasaki	Sturm Racing Team	3	1:56.742	9 Laps	26.110	1	0

## Announcements

#75 Nicholas Schmidt holeshot

Margin of Victory	Ø km/h	Best Lap Tm	km/h	Best Lap by
6.878	36,810	25.997	41,543	75 - Nicholas SCHMIDT

Official Timing [camp-company.de](http://camp-company.de) / [mwraceconsulting.com](http://mwraceconsulting.com)

Orbits

Timekeeping Steffen Kirchhof:

Clerk of the course Xaver Sturm:

Steward Olaf Noack:

Reg. Nr SX 06/16 FIM 297/20 FIM Europe 21/114

Printed: 18.11.2016 20:06:41

posted at: h





# Int. ADAC Supercross München 2016

## SX1

## München 0,300 Km

### SEMIFINAL E

### 18.11.2016 20:00

#### Race (12 Laps) started at 20:00:12

Lap	Time of Day	Lap Tm	Diff	Lap	Time of Day	Lap Tm	Diff	Lap	Time of Day	Lap Tm	Diff
<b>(75) Nicholas SCHMIDT</b>				9	20:04:56.528	<b>27.412</b>	+0.691	7	20:06:26.194	<b>2:47.056</b>	+2:19.144
1	20:01:03.990	<b>25.997</b>		10	20:05:23.963	<b>27.435</b>	+0.714	<b>(101) Christopher BLOSE</b>			
2	20:01:30.188	<b>26.198</b>	+0.201	11	20:05:51.619	<b>27.656</b>	+0.935	1	20:01:16.036	<b>26.110</b>	
3	20:01:56.720	<b>26.532</b>	+0.535	12	20:06:19.072	<b>27.453</b>	+0.732	2	20:01:42.573	<b>26.537</b>	+0.427
4	20:02:23.256	<b>26.536</b>	+0.539	<b>(817) Jason CLERMONT</b>				3	20:02:09.726	<b>27.153</b>	+1.043
5	20:02:53.019	<b>29.763</b>	+3.766	1	20:01:12.030	<b>27.794</b>	+0.498				
6	20:03:20.202	<b>27.183</b>	+1.186	2	20:01:39.692	<b>27.662</b>	+0.366				
7	20:03:46.635	<b>26.433</b>	+0.436	3	20:02:07.676	<b>27.984</b>	+0.688				
8	20:04:13.528	<b>26.893</b>	+0.896	4	20:02:35.546	<b>27.870</b>	+0.574				
9	20:04:41.073	<b>27.545</b>	+1.548	5	20:03:04.846	<b>29.300</b>	+2.004				
10	20:05:08.152	<b>27.079</b>	+1.082	6	20:03:32.764	<b>27.918</b>	+0.622				
11	20:05:35.219	<b>27.067</b>	+1.070	7	20:04:00.060	<b>27.296</b>					
12	20:06:05.062	<b>29.843</b>	+3.846	8	20:04:27.631	<b>27.571</b>	+0.275				
<b>(211) Sulivan JAULIN</b>				9	20:04:55.132	<b>27.501</b>	+0.205				
1	20:01:08.687	<b>28.178</b>	+0.994	10	20:05:22.790	<b>27.658</b>	+0.362				
2	20:01:36.171	<b>27.484</b>	+0.300	11	20:05:50.690	<b>27.900</b>	+0.604				
3	20:02:04.312	<b>28.141</b>	+0.957	12	20:06:20.699	<b>30.009</b>	+2.713				
4	20:02:32.453	<b>28.141</b>	+0.957	<b>(134) Filip NEUGEBAUER</b>							
5	20:02:59.911	<b>27.458</b>	+0.274	1	20:01:20.906	<b>28.197</b>	+1.391				
6	20:03:27.396	<b>27.485</b>	+0.301	2	20:01:48.337	<b>27.431</b>	+0.625				
7	20:03:54.580	<b>27.184</b>		3	20:02:15.143	<b>26.806</b>					
8	20:04:22.201	<b>27.621</b>	+0.437	4	20:02:42.377	<b>27.234</b>	+0.428				
9	20:04:49.558	<b>27.357</b>	+0.173	5	20:03:09.226	<b>26.849</b>	+0.043				
10	20:05:17.001	<b>27.443</b>	+0.259	6	20:03:36.583	<b>27.357</b>	+0.551				
11	20:05:44.492	<b>27.491</b>	+0.307	7	20:04:03.754	<b>27.171</b>	+0.365				
12	20:06:11.940	<b>27.448</b>	+0.264	8	20:04:30.676	<b>26.922</b>	+0.116				
<b>(42) Kyle CUNNINGHAM</b>				9	20:04:57.747	<b>27.071</b>	+0.265				
1	20:01:14.924	<b>26.047</b>		10	20:05:24.807	<b>27.060</b>	+0.254				
2	20:01:42.123	<b>27.199</b>	+1.152	11	20:05:52.277	<b>27.470</b>	+0.664				
3	20:02:08.241	<b>26.118</b>	+0.071	12	20:06:20.998	<b>28.721</b>	+1.915				
4	20:02:36.768	<b>28.527</b>	+2.480	<b>(3) Jace Wayne OWEN</b>							
5	20:03:04.573	<b>27.805</b>	+1.758	1	20:01:31.512	<b>26.678</b>	+0.528				
6	20:03:31.097	<b>26.524</b>	+0.477	2	20:01:57.822	<b>26.310</b>	+0.160				
7	20:03:57.676	<b>26.579</b>	+0.532	3	20:02:23.972	<b>26.150</b>					
8	20:04:24.634	<b>26.958</b>	+0.911	4	20:02:55.133	<b>31.161</b>	+5.011				
9	20:04:51.251	<b>26.617</b>	+0.570	5	20:03:21.315	<b>26.182</b>	+0.032				
10	20:05:18.076	<b>26.825</b>	+0.778	6	20:03:47.712	<b>26.397</b>	+0.247				
11	20:05:45.447	<b>27.371</b>	+1.324	7	20:04:14.378	<b>26.666</b>	+0.516				
12	20:06:12.795	<b>27.348</b>	+1.301	8	20:04:42.228	<b>27.850</b>	+1.700				
<b>(99) Paul COATES</b>				9	20:05:10.442	<b>28.214</b>	+2.064				
1	20:01:08.240	<b>28.552</b>	+1.113	10	20:05:41.437	<b>30.995</b>	+4.845				
2	20:01:35.824	<b>27.584</b>	+0.145	11	20:06:09.247	<b>27.810</b>	+1.660				
3	20:02:03.859	<b>28.035</b>	+0.596	<b>(32) Marcus LEE SOPER</b>							
4	20:02:31.298	<b>27.439</b>		1	20:01:10.596	<b>28.163</b>	+0.003				
5	20:03:01.507	<b>30.209</b>	+2.770	2	20:01:38.893	<b>28.297</b>	+0.137				
6	20:03:28.964	<b>27.457</b>	+0.018	3	20:02:07.175	<b>28.282</b>	+0.122				
7	20:03:56.915	<b>27.951</b>	+0.512	4	20:02:35.335	<b>28.160</b>					
8	20:04:24.469	<b>27.554</b>	+0.115	5	20:03:04.267	<b>28.932</b>	+0.772				
9	20:04:53.251	<b>28.782</b>	+1.343	6	20:03:34.758	<b>30.491</b>	+2.331				
10	20:05:20.924	<b>27.673</b>	+0.234	7	20:04:10.704	<b>35.946</b>	+7.786				
11	20:05:48.742	<b>27.818</b>	+0.379	8	20:04:40.086	<b>29.382</b>	+1.222				
12	20:06:17.168	<b>28.426</b>	+0.987	9	20:05:12.321	<b>32.235</b>	+4.075				
<b>(19) Loic ROMBAUT</b>				10	20:05:42.494	<b>30.173</b>	+2.013				
1	20:01:14.074	<b>26.721</b>		11	20:06:14.758	<b>32.264</b>	+4.104				
2	20:01:42.176	<b>28.102</b>	+1.381	<b>(98) Austin POLITELLI</b>							
3	20:02:11.480	<b>29.304</b>	+2.583	1	20:01:12.848	<b>28.161</b>	+0.249				
4	20:02:38.840	<b>27.360</b>	+0.639	2	20:01:40.787	<b>27.939</b>	+0.027				
5	20:03:06.074	<b>27.234</b>	+0.513	3	20:02:08.827	<b>28.040</b>	+0.128				
6	20:03:34.687	<b>28.613</b>	+1.892	4	20:02:37.383	<b>28.556</b>	+0.644				
7	20:04:01.888	<b>27.201</b>	+0.480	5	20:03:05.295	<b>27.912</b>					
8	20:04:29.116	<b>27.228</b>	+0.507	6	20:03:39.138	<b>33.843</b>	+5.931				





# Int. ADAC Supercross München 2016

**SX1**

**München 0,300 Km**

**SEMIFINAL F**

**18.11.2016 20:15**

**Race (12 Laps) started at 20:15:24**

Pos	No.	Name	Nat.	Bike	Entrant/Team	Laps	Total Tm	Diff	Best Tm	In Lap	Points
1	5	<b>Gavin FAITH</b>	USA	Honda	Team Waldmann	12	5:54.262		26.630	6	0
2	92	<b>Steve MAGES</b>	USA	Yamaha	Meyer Racing Team	12	5:58.384	4.122	27.144	2	0
3	727	<b>Boris MAILLARD</b>	FRA	Suzuki	Team DIGA-Procross	12	5:59.368	5.106	26.971	5	0
4	225	<b>Charles LEFRANCOIS</b>	FRA	Suzuki	Team Twenty Suspension	12	6:00.474	6.212	27.239	1	0
5	64	<b>Dominique THURY</b>	GER	KTM	Team GST Berlin	12	6:01.801	7.539	27.338	2	0
6	62	<b>Jesse WENTLAND</b>	USA	Suzuki	stielergruppe.mx Johannes-Bikes Suzuki	12	6:01.896	7.634	26.940	10	0
7	511	<b>Steven CLARKE</b>	GBR	Husqvarna	MPS Husqvarna Racing	12	6:05.286	11.024	27.396	9	0
8	61	<b>Gannon AUDETTE</b>	USA	Kawasaki	MONSTER ENERGY KAWASAKI ELF Team Pfeil	12	6:06.799	12.537	27.205	10	0
9	27	<b>Nick WEY</b>	USA	Kawasaki	Sturm Racing Team	12	6:09.972	15.710	27.706	6	0
10	68	<b>Harrison HEATH</b>	USA	Kawasaki	Sturm Racing Team	12	6:18.239	23.977	27.663	6	0
11	69	<b>Carlos MACANAS</b>	ESP	Suzuki	Team Twenty Suspension	12	6:18.824	24.562	28.113	8	0

## Announcements

#68 Harrison Heath hioleshot

Margin of Victory	Ø km/h	Best Lap Tm	km/h	Best Lap by
4.122	36,583	26.630	40,556	5 - Gavin FAITH

Official Timing [camp-company.de](http://camp-company.de) / [mwraceconsulting.com](http://mwraceconsulting.com)

Orbits

Timekeeping Steffen Kirchhof:

Clerk of the course Xaver Sturm:

Steward Olaf Noack:

Reg. Nr SX 06/16 FIM 297/20 FIM Europe 21/114

Printed: 18.11.2016 20:23:15

posted at: h





# Int. ADAC Supercross München 2016

## SX1

München 0,300 Km

### SEMIFINAL F

18.11.2016 20:15

Race (12 Laps) started at 20:15:24

Lap	Time of Day	Lap Tm	Diff	Lap	Time of Day	Lap Tm	Diff	Lap	Time of Day	Lap Tm	Diff
<b>(5) Gavin FAITH</b>				9	20:20:01.945	<b>27.880</b>	+0.542	5	20:18:18.831	<b>28.477</b>	+0.814
1	20:16:17.877	<b>26.832</b>	+0.202	10	20:20:29.629	<b>27.684</b>	+0.346	6	20:18:46.494	<b>27.663</b>	
2	20:16:44.839	<b>26.962</b>	+0.332	11	20:20:57.346	<b>27.717</b>	+0.379	7	20:19:14.985	<b>28.491</b>	+0.828
3	20:17:12.203	<b>27.364</b>	+0.734	12	20:21:26.475	<b>29.129</b>	+1.791	8	20:19:44.282	<b>29.297</b>	+1.634
4	20:17:38.961	<b>26.758</b>	+0.128	<b>(62) Jesse WENTLAND</b>				9	20:20:14.316	<b>30.034</b>	+2.371
5	20:18:05.697	<b>26.736</b>	+0.106	1	20:16:21.627	<b>28.114</b>	+1.174	10	20:20:43.769	<b>29.453</b>	+1.790
6	20:18:32.327	<b>26.630</b>		2	20:16:49.944	<b>28.317</b>	+1.377	11	20:21:13.023	<b>29.254</b>	+1.591
7	20:18:59.277	<b>26.950</b>	+0.320	3	20:17:18.130	<b>28.186</b>	+1.246	12	20:21:42.913	<b>29.890</b>	+2.227
8	20:19:26.399	<b>27.122</b>	+0.492	4	20:17:45.306	<b>27.176</b>	+0.236	<b>(69) Carlos MACANAS</b>			
9	20:19:54.061	<b>27.662</b>	+1.032	5	20:18:12.758	<b>27.452</b>	+0.512	1	20:16:27.450	<b>30.810</b>	+2.697
10	20:20:22.719	<b>28.658</b>	+2.028	6	20:18:40.500	<b>27.742</b>	+0.802	2	20:16:56.907	<b>29.457</b>	+1.344
11	20:20:51.517	<b>28.798</b>	+2.168	7	20:19:07.959	<b>27.459</b>	+0.519	3	20:17:25.061	<b>28.154</b>	+0.041
12	20:21:18.936	<b>27.419</b>	+0.789	8	20:19:34.991	<b>27.032</b>	+0.092	4	20:17:53.381	<b>28.320</b>	+0.207
<b>(92) Steve MAGES</b>				9	20:20:03.421	<b>28.430</b>	+1.490	5	20:18:21.996	<b>28.615</b>	+0.502
1	20:16:18.711	<b>27.572</b>	+0.428	10	20:20:30.361	<b>26.940</b>		6	20:18:50.311	<b>28.315</b>	+0.202
2	20:16:45.855	<b>27.144</b>		11	20:20:58.003	<b>27.642</b>	+0.702	7	20:19:18.657	<b>28.346</b>	+0.233
3	20:17:13.419	<b>27.564</b>	+0.420	12	20:21:26.570	<b>28.567</b>	+1.627	8	20:19:46.770	<b>28.113</b>	
4	20:17:41.103	<b>27.684</b>	+0.540	<b>(511) Steven CLARKE</b>				9	20:20:15.470	<b>28.700</b>	+0.587
5	20:18:08.729	<b>27.626</b>	+0.482	1	20:16:20.344	<b>27.864</b>	+0.468	10	20:20:44.514	<b>29.044</b>	+0.931
6	20:18:36.171	<b>27.442</b>	+0.298	2	20:16:49.275	<b>28.931</b>	+1.535	11	20:21:13.821	<b>29.307</b>	+1.194
7	20:19:03.627	<b>27.456</b>	+0.312	3	20:17:17.963	<b>28.688</b>	+1.292	12	20:21:43.498	<b>29.677</b>	+1.564
8	20:19:31.538	<b>27.911</b>	+0.767	4	20:17:46.352	<b>28.389</b>	+0.993				
9	20:19:59.347	<b>27.809</b>	+0.665	5	20:18:13.920	<b>27.568</b>	+0.172				
10	20:20:27.004	<b>27.657</b>	+0.513	6	20:18:41.875	<b>27.955</b>	+0.559				
11	20:20:54.782	<b>27.778</b>	+0.634	7	20:19:09.864	<b>27.989</b>	+0.593				
12	20:21:23.058	<b>28.276</b>	+1.132	8	20:19:38.056	<b>28.192</b>	+0.796				
<b>(727) Boris MAILLARD</b>				9	20:20:05.452	<b>27.396</b>					
1	20:16:21.334	<b>28.334</b>	+1.363	10	20:20:33.657	<b>28.205</b>	+0.809				
2	20:16:49.642	<b>28.308</b>	+1.337	11	20:21:01.318	<b>27.661</b>	+0.265				
3	20:17:16.918	<b>27.276</b>	+0.305	12	20:21:29.960	<b>28.642</b>	+1.246				
4	20:17:44.438	<b>27.520</b>	+0.549	<b>(61) Gannon AUDETTE</b>							
5	20:18:11.409	<b>26.971</b>		1	20:16:23.302	<b>28.299</b>	+1.094				
6	20:18:38.808	<b>27.399</b>	+0.428	2	20:16:51.413	<b>28.111</b>	+0.906				
7	20:19:06.060	<b>27.252</b>	+0.281	3	20:17:20.726	<b>29.313</b>	+2.108				
8	20:19:33.348	<b>27.288</b>	+0.317	4	20:17:49.446	<b>28.720</b>	+1.515				
9	20:20:00.459	<b>27.111</b>	+0.140	5	20:18:17.075	<b>27.629</b>	+0.424				
10	20:20:28.289	<b>27.830</b>	+0.859	6	20:18:44.850	<b>27.775</b>	+0.570				
11	20:20:56.257	<b>27.968</b>	+0.997	7	20:19:13.473	<b>28.623</b>	+1.418				
12	20:21:24.042	<b>27.785</b>	+0.814	8	20:19:40.745	<b>27.272</b>	+0.067				
<b>(225) Charles LEFRANCOIS</b>				9	20:20:08.876	<b>28.131</b>	+0.926				
1	20:16:17.746	<b>27.239</b>		10	20:20:36.081	<b>27.205</b>					
2	20:16:46.861	<b>29.115</b>	+1.876	11	20:21:03.399	<b>27.318</b>	+0.113				
3	20:17:14.401	<b>27.540</b>	+0.301	12	20:21:31.473	<b>28.074</b>	+0.869				
4	20:17:42.235	<b>27.834</b>	+0.595	<b>(27) Nick WEY</b>							
5	20:18:10.048	<b>27.813</b>	+0.574	1	20:16:23.102	<b>28.464</b>	+0.758				
6	20:18:37.704	<b>27.656</b>	+0.417	2	20:16:51.318	<b>28.216</b>	+0.510				
7	20:19:05.066	<b>27.362</b>	+0.123	3	20:17:20.147	<b>28.829</b>	+1.123				
8	20:19:32.723	<b>27.657</b>	+0.418	4	20:17:48.284	<b>28.137</b>	+0.431				
9	20:20:00.383	<b>27.660</b>	+0.421	5	20:18:16.545	<b>28.261</b>	+0.555				
10	20:20:29.249	<b>28.866</b>	+1.627	6	20:18:44.251	<b>27.706</b>					
11	20:20:57.136	<b>27.887</b>	+0.648	7	20:19:12.479	<b>28.228</b>	+0.522				
12	20:21:25.148	<b>28.012</b>	+0.773	8	20:19:40.225	<b>27.746</b>	+0.040				
<b>(64) Dominique THURY</b>				9	20:20:09.674	<b>29.449</b>	+1.743				
1	20:16:20.006	<b>28.140</b>	+0.802	10	20:20:37.718	<b>28.044</b>	+0.338				
2	20:16:47.344	<b>27.338</b>		11	20:21:05.833	<b>28.115</b>	+0.409				
3	20:17:14.783	<b>27.439</b>	+0.101	12	20:21:34.646	<b>28.813</b>	+1.107				
4	20:17:42.693	<b>27.910</b>	+0.572	<b>(68) Harrison HEATH</b>							
5	20:18:10.547	<b>27.854</b>	+0.516	1	20:16:24.528	<b>28.351</b>	+0.688				
6	20:18:38.409	<b>27.862</b>	+0.524	2	20:16:53.104	<b>28.576</b>	+0.913				
7	20:19:06.716	<b>28.307</b>	+0.969	3	20:17:21.727	<b>28.623</b>	+0.960				
8	20:19:34.065	<b>27.349</b>	+0.011	4	20:17:50.354	<b>28.627</b>	+0.964				





**ADAC SX Cup 2016/17 München 18-19 November**

**Class SX1**

**Tracklength: 300 m**

**Startgrid Hoffnungslauf G**

**Friday 18th of November**

Pos.	No.	Name	FNM	Nat./Hometown	Trademark	Entrant / Team
1	817	CLERMONT, Jason		FRA	Honda	HFour-Caluori Racing Team by Energybody
2	62	WENTLAND, Jesse		USA	Suzuki	stielergruppe.mx Johannes-Bikes Suzuki
3	134	NEUGEBAUER, Filip		CZE	Kawasaki	MONSTER ENERGY KAWASAKI ELF Team
4	511	CLARKE, Steven		GBR	Husqvarna	MPS Husqvarna Racing
5	3	OWEN, Jace Wayne		USA	Honda	Team Waldmann
6	61	AUDETTE, Gannon		USA	Kawasaki	MONSTER ENERGY KAWASAKI ELF Team
7	32	LEE SOPER, Marcus		GBR	Suzuki	Team Twenty Suspension
8	27	WEY, Nick		USA	Kawasaki	Sturm Racing Team
9	98	POLITELLI, Austin		USA	Yamaha	Meyer Racing Team
10	68	HEATH, Harrison		USA	Kawasaki	Sturm Racing Team
11	101	BLOSE, Christopher		USA	Kawasaki	Sturm Racing Team
12	69	MACANAS, Carlos		ESP	Suzuki	Team Twenty Suspension

**Announcements: These results are provisional until the conclusion of any judicial and technical matters**

Clerk of the course Xaver Sturm

Jury President Olaf Noack

Timekeeping Steffen Kirchhof

Posted at: h

Printed: 18.11.2016 20:22

Reg. Nr SX 06/16 FIM 297/20 FIM Europe 21/114



# Int. ADAC Supercross München 2016

**SX1**

**München 0,300 Km**

**LAST CHANCE G**

**18.11.2016 21:25**

**Race (8 Laps) started at 21:35:17**

Pos	No.	Name	Nat.	Bike	Entrant/Team	Laps	Total Tm	Diff	Best Tm	In Lap	Points
1	3	<b>Jace Wayne OWEN</b>	USA	Honda	Team Waldmann	8	4:05.601		26.470	5	0
2	101	<b>Christopher BLOSE</b>	USA	Kawasaki	Sturm Racing Team	8	4:06.949	1.348	26.565	2	0
3	134	<b>Filip NEUGEBAUER</b>	CZE	Kawasaki	MONSTER ENERGY KAWASAKI ELF Team Pfeil	8	4:07.646	2.045	27.053	5	0
4	62	<b>Jesse WENTLAND</b>	USA	Suzuki	stielergruppe.mx Johannes-Bikes Suzuki	8	4:08.130	2.529	26.727	5	0
5	27	<b>Nick WEY</b>	USA	Kawasaki	Sturm Racing Team	8	4:15.994	10.393	27.263	5	0
6	32	<b>Marcus LEE SOPER</b>	GBR	Suzuki	Team Twenty Suspension	8	4:19.485	13.884	28.438	5	0
7	69	<b>Carlos MACANAS</b>	ESP	Suzuki	Team Twenty Suspension	8	4:20.684	15.083	28.056	4	0
8	61	<b>Gannon AUDETTE</b>	USA	Kawasaki	MONSTER ENERGY KAWASAKI ELF Team Pfeil	8	4:21.778	16.177	27.770	8	0
9	68	<b>Harrison HEATH</b>	USA	Kawasaki	Sturm Racing Team	8	4:28.810	23.209	27.940	3	0
10	98	<b>Austin POLITELLI</b>	USA	Yamaha	Meyer Racing Team	8	4:35.409	29.808	27.728	3	0
11	817	<b>Jason CLERMONT</b>	FRA	Honda	HFour-Caluori Racing Team by Energybody	7	4:37.773	1 Lap	26.633	4	0
12	511	<b>Steven CLARKE</b>	GBR	Husqvarna	MPS Husqvarna Racing		1:12.398	8 Laps		0	0

## Announcements

#817 Jason Clermont holeshot

Margin of Victory	Ø km/h	Best Lap Tm	km/h	Best Lap by
1.348	35,179	26.470	40,801	3 - Jace Wayne OWEN

Official Timing [camp-company.de](http://camp-company.de) / [mwraceconsulting.com](http://mwraceconsulting.com)

Orbits

Timekeeping Steffen Kirchhof:

Clerk of the course Xaver Sturm:

Steward Olaf Noack:

Reg. Nr SX 06/16 FIM 297/20 FIM Europe 21/114

Printed: 18.11.2016 21:42:40

posted at: h







# Int. ADAC Supercross München 2016

**SX1**

**München 0,300 Km**

**LAST CHANCE G**

**18.11.2016 21:25**

**Race (8 Laps) started at 21:35:17**

Lap	Time of Day	Lap Tm	Diff	Lap	Time of Day	Lap Tm	Diff	Lap	Time of Day	Lap Tm	Diff
<b>(3) Jace Wayne OWEN</b>				5	21:38:11.326	<b>28.170</b>	+0.114				
1	21:36:11.972	<b>26.743</b>	+0.273	6	21:38:39.745	<b>28.419</b>	+0.363				
2	21:36:39.053	<b>27.081</b>	+0.611	7	21:39:09.683	<b>29.938</b>	+1.882				
3	21:37:06.678	<b>27.625</b>	+1.155	8	21:39:38.377	<b>28.694</b>	+0.638				
4	21:37:33.778	<b>27.100</b>	+0.630	<b>(61) Gannon AUDETTE</b>							
5	21:38:00.248	<b>26.470</b>		1	21:36:15.750	<b>28.582</b>	+0.812				
6	21:38:27.191	<b>26.943</b>	+0.473	2	21:36:43.740	<b>27.990</b>	+0.220				
7	21:38:54.332	<b>27.141</b>	+0.671	3	21:37:11.642	<b>27.902</b>	+0.132				
8	21:39:23.294	<b>28.962</b>	+2.492	4	21:37:41.047	<b>29.405</b>	+1.635				
<b>(101) Christopher BLOSE</b>				5	21:38:10.349	<b>29.302</b>	+1.532				
1	21:36:13.711	<b>28.087</b>	+1.522	6	21:38:38.659	<b>28.310</b>	+0.540				
2	21:36:40.276	<b>26.565</b>		7	21:39:11.701	<b>33.042</b>	+5.272				
3	21:37:07.565	<b>27.289</b>	+0.724	8	21:39:39.471	<b>27.770</b>					
4	21:37:35.105	<b>27.540</b>	+0.975	<b>(68) Harrison HEATH</b>							
5	21:38:02.131	<b>27.026</b>	+0.461	1	21:36:17.265	<b>28.376</b>	+0.436				
6	21:38:29.021	<b>26.890</b>	+0.325	2	21:36:46.039	<b>28.774</b>	+0.834				
7	21:38:57.082	<b>28.061</b>	+1.496	3	21:37:13.979	<b>27.940</b>					
8	21:39:24.642	<b>27.560</b>	+0.995	4	21:37:42.282	<b>28.303</b>	+0.363				
<b>(134) Filip NEUGEBAUER</b>				5	21:38:13.762	<b>31.480</b>	+3.540				
1	21:36:11.110	<b>27.207</b>	+0.154	6	21:38:42.369	<b>28.607</b>	+0.667				
2	21:36:38.955	<b>27.845</b>	+0.792	7	21:39:15.320	<b>32.951</b>	+5.011				
3	21:37:06.440	<b>27.485</b>	+0.432	8	21:39:46.503	<b>31.183</b>	+3.243				
4	21:37:34.520	<b>28.080</b>	+1.027	<b>(98) Austin POLITELLI</b>							
5	21:38:01.573	<b>27.053</b>		1	21:36:16.890	<b>30.090</b>	+2.362				
6	21:38:29.528	<b>27.955</b>	+0.902	2	21:36:44.889	<b>27.999</b>	+0.271				
7	21:38:57.363	<b>27.835</b>	+0.782	3	21:37:12.617	<b>27.728</b>					
8	21:39:25.339	<b>27.976</b>	+0.923	4	21:37:40.910	<b>28.293</b>	+0.565				
<b>(62) Jesse WENTLAND</b>				5	21:38:16.097	<b>35.187</b>	+7.459				
1	21:36:15.026	<b>27.186</b>	+0.459	6	21:38:45.792	<b>29.695</b>	+1.967				
2	21:36:42.001	<b>26.975</b>	+0.248	7	21:39:18.965	<b>33.173</b>	+5.445				
3	21:37:09.761	<b>27.760</b>	+1.033	8	21:39:53.102	<b>34.137</b>	+6.409				
4	21:37:36.662	<b>26.901</b>	+0.174	<b>(817) Jason CLERMONT</b>							
5	21:38:03.389	<b>26.727</b>		1	21:36:10.316	<b>26.999</b>	+0.366				
6	21:38:30.796	<b>27.407</b>	+0.680	2	21:36:37.083	<b>26.767</b>	+0.134				
7	21:38:58.399	<b>27.603</b>	+0.876	3	21:37:04.376	<b>27.293</b>	+0.660				
8	21:39:25.823	<b>27.424</b>	+0.697	4	21:37:31.009	<b>26.633</b>					
<b>(27) Nick WEY</b>				5	21:37:58.925	<b>27.916</b>	+1.283				
1	21:36:14.161	<b>28.036</b>	+0.773	6	21:38:26.251	<b>27.326</b>	+0.693				
2	21:36:43.005	<b>28.844</b>	+1.581	7	21:39:55.466	<b>1:29.215</b>	+1:02.582				
3	21:37:10.835	<b>27.830</b>	+0.567	<b>(32) Marcus LEE SOPER</b>							
4	21:37:39.158	<b>28.323</b>	+1.060	1	21:36:13.048	<b>28.536</b>	+0.098				
5	21:38:06.421	<b>27.263</b>		2	21:36:41.624	<b>28.576</b>	+0.138				
6	21:38:34.565	<b>28.144</b>	+0.881	3	21:37:10.713	<b>29.089</b>	+0.651				
7	21:39:05.461	<b>30.896</b>	+3.633	4	21:37:40.207	<b>29.494</b>	+1.056				
8	21:39:33.687	<b>28.226</b>	+0.963	5	21:38:08.645	<b>28.438</b>					
<b>(69) Carlos MACANAS</b>				6	21:38:37.103	<b>28.458</b>	+0.020				
1	21:36:18.250	<b>28.871</b>	+0.815	7	21:39:08.201	<b>31.098</b>	+2.660				
2	21:36:47.007	<b>28.757</b>	+0.701	8	21:39:37.178	<b>28.977</b>	+0.539				
3	21:37:15.100	<b>28.093</b>	+0.037								
4	21:37:43.156	<b>28.056</b>									





**ADAC SX Cup 2016/17 München 18-19 November**

**Class SX1**

**Tracklength: 300 m**

**Startlist Superpole**

**Friday 18th of November**

Pos.	No.	Name	FNM	Nat./Hometown	Trademark	Entrant / Team
1	101	BLOSE, Christopher		USA	Kawasaki	Sturm Racing Team
2	3	OWEN, Jace Wayne		USA	Honda	Team Waldmann
3	64	THURY, Dominique		GER	KTM	Team GST Berlin
4	19	ROMBAUT, Loic		FRA	KTM	HFour-Caluori Racing Team by Energybody
5	225	LEFRANCOIS, Charles		FRA	Suzuki	Team Twenty Suspension
6	99	COATES, Paul		GBR	Kawasaki	MONSTER ENERGY KAWASAKI ELF Team
7	727	MAILLARD, Boris		FRA	Suzuki	Team DIGA-Procross
8	42	CUNNINGHAM, Kyle		USA	Suzuki	Team Castrol Power1 Suzuki Moto-Base
9	92	MAGES, Steve		USA	Yamaha	Meyer Racing Team
10	211	JAULIN, Sullivan		FRA	KTM	KTM-Kosak Racing
11	5	FAITH, Gavin		USA	Honda	Team Waldmann
12	75	SCHMIDT, Nicholas		USA	Suzuki	Sturm Racing Team

**Announcements: These results are provisional until the conclusion of any judicial and technical matters**

Clerk of the course Xaver Sturm

Jury President Olaf Noack

Timekeeping Steffen Kirchhof

Posted at: h

Printed: 18.11.2016 21:40

Reg. Nr SX 06/16 FIM 297/20 FIM Europe 21/114



**ADAC SX Cup 2016/17 München 18-19 November**

**Class SX1**

**Tracklength: 300 m**

**Startgrid American Final**

**Friday 18th of November**

Pos.	No.	Name	FNM	Nat./Hometown	Trademark	Entrant / Team
1	134	NEUGEBAUER, Filip		CZE	Kawasaki	MONSTER ENERGY KAWASAKI ELF Team
2	62	WENTLAND, Jesse		USA	Suzuki	stielergruppe.mx Johannes-Bikes Suzuki
3	27	WEY, Nick		USA	Kawasaki	Sturm Racing Team
4	32	LEE SOPER, Marcus		GBR	Suzuki	Team Twenty Suspension
5	69	MACANAS, Carlos		ESP	Suzuki	Team Twenty Suspension
6	61	AUDETTE, Gannon		USA	Kawasaki	MONSTER ENERGY KAWASAKI ELF Team
7	68	HEATH, Harrison		USA	Kawasaki	Sturm Racing Team
8	98	POLITELLI, Austin		USA	Yamaha	Meyer Racing Team
9	817	CLERMONT, Jason		FRA	Honda	HFour-Caluori Racing Team by Energybody
10	511	CLARKE, Steven		GBR	Husqvarna	MPS Husqvarna Racing

**Announcements: These results are provisional until the conclusion of any judicial and technical matters**

Clerk of the course Xaver Sturm

Jury President Olaf Noack

Timekeeping Steffen Kirchhof

Posted at: h

Printed: 18.11.2016 21:45

Reg. Nr SX 06/16 FIM 297/20 FIM Europe 21/114



# Int. ADAC Supercross München 2016

**SX1**

**München 0,300 Km**

**Superpole**

**18.11.2016 21:35**

**Qualifying started at 21:47:21**

Pos	No.	Name	Nat.	Bike	Entrant/Team	Laps	Best Tm	Diff	In Lap	km/h
1	42	Kyle CUNNINGHAM	USA	Suzuki	Team Castrol Power1 Suzuki Moto-Base	2	25.700		2	42,023
2	5	Gavin FAITH	USA	Honda	Team Waldmann	2	25.707	0.007	2	42,012
3	3	Jace Wayne OWEN	USA	Honda	Team Waldmann	2	25.754	0.054	2	41,935
4	75	Nicholas SCHMIDT	USA	Suzuki	Sturm Racing Team	2	25.842	0.142	2	41,792
5	101	Christopher BLOSE	USA	Kawasaki	Sturm Racing Team	2	26.067	0.367	2	41,432
6	225	Charles LEFRANCOIS	FRA	Suzuki	Team Twenty Suspension	2	26.081	0.381	2	41,409
7	64	Dominique THURY	GER	KTM	Team GST Berlin	2	26.899	1.199	2	40,150
8	92	Steve MAGES	USA	Yamaha	Meyer Racing Team	2	26.952	1.252	2	40,071
9	211	Sullivan JAULIN	FRA	KTM	KTM-Kosak Racing	2	27.048	1.348	2	39,929
10	19	Loic ROMBAUT	FRA	KTM	HFour-Caluori Racing Team by Energybody	2	27.066	1.366	2	39,902
11	99	Paul COATES	GBR	Kawasaki	MONSTER ENERGY KAWASAKI ELF Team Pfeil	2	27.200	1.500	2	39,706
12	727	Boris MAILLARD	FRA	Suzuki	Team DIGA-Procross	2	27.513	1.813	2	39,254





# Int. ADAC Supercross München 2016

**SX1**

**München 0,300 Km**

**FINAL**

**18.11.2016 22:15**

**Race (15 Laps)**

Pos	No.	Name	Nat.	Bike	Entrant/Team
1	42	Kyle CUNNINGHAM	USA	Suzuki	Team Castrol Power1 Suzuki Moto-
2	5	Gavin FAITH	USA	Honda	Team Waldmann
3	3	Jace Wayne OWEN	USA	Honda	Team Waldmann
4	75	Nicholas SCHMIDT	USA	Suzuki	Sturm Racing Team
5	101	Christopher BLOSE	USA	Kawasaki	Sturm Racing Team
6	225	Charles LEFRANCOIS	FRA	Suzuki	Team Twenty Suspension
7	64	Dominique THURY	GER	KTM	Team GST Berlin
8	92	Steve MAGES	USA	Yamaha	Meyer Racing Team
9	211	Sullivan JAULIN	FRA	KTM	KTM-Kosak Racing
10	19	Loic ROMBAUT	FRA	KTM	HFour-Caluori Racing Team by Ener
11	99	Paul COATES	GBR	Kawasaki	MONSTER ENERGY KAWASAKI ELF
12	727	Boris MAILLARD	FRA	Suzuki	Team DIGA-Procross

Margin of Victory	Ø km/h	Best Lap Tm	km/h	Best Lap by
-	-	-	-	-

Official Timing [camp-company.de](http://camp-company.de) / [mwraceconsulting.com](http://mwraceconsulting.com)

Orbits

Timekeeping Steffen Kirchhof:

Clerk of the course Xaver Sturm:

Steward Olaf Noack:

Reg. Nr SX 06/16 FIM 297/20 FIM Europe 21/114

Printed: 18.11.2016 22:10:06

posted at: h





# Int. ADAC Supercross München 2016

**SX1**

**München 0,300 Km**

**American Final**

**18.11.2016 21:55**

**Race started at 22:15:52**

Pos	No.	Name	Nat.	Bike	Entrant/Team	Laps	Total Tm	Diff	Best Tm	In Lap	Points
1	32	<b>Marcus LEE SOPER</b>	GBR	Suzuki	Team Twenty Suspension	7	11:17.819		27.946	5	0
2	817	<b>Jason CLERMONT</b>	FRA	Honda	HFour-Caluori Racing Team by Energybody	7	11:18.095	0.276	27.930	5	0
3	134	<b>Filip NEUGEBAUER</b>	CZE	Kawasaki	MONSTER ENERGY KAWASAKI ELF Team Pfeil	7	11:18.154	0.335	27.895	7	0
4	62	<b>Jesse WENTLAND</b>	USA	Suzuki	stielergruppe.mx Johannes-Bikes Suzuki	5	8:27.412	2 Laps	26.830	1	0
5	37	<b>Johannes KLEIN</b>	AUT	KTM	Sturm Racing Team	5	8:29.383	2 Laps	28.773	3	0
6	27	<b>Nick WEY</b>	USA	Kawasaki	Sturm Racing Team	5	8:33.464	2 Laps	28.749	3	0
7	810	<b>Kai HAASE</b>	GER	Suzuki	stielergruppe.mx Johannes-Bikes Suzuki	3	4:44.975	4 Laps	28.924	1	0
8	61	<b>Gannon AUDETTE</b>	USA	Kawasaki	MONSTER ENERGY KAWASAKI ELF Team Pfeil	3	4:45.302	4 Laps	29.062	3	0
9	511	<b>Steven CLARKE</b>	GBR	Husqvarna	MPS Husqvarna Racing	1	59.605	6 Laps	33.458	1	0
10	98	<b>Austin POLITELLI</b>	USA	Yamaha	Meyer Racing Team	1	1:01.362	6 Laps	29.549	1	0
11	69	<b>Carlos MACANAS</b>	ESP	Suzuki	Team Twenty Suspension	1	1:02.074	6 Laps	30.801	1	0
12	68	<b>Harrison HEATH</b>	USA	Kawasaki	Sturm Racing Team	1	1:03.002	6 Laps	30.848	1	0
13	949	<b>Alessandro CONTESSI</b>	SUI	Yamaha	HFour-Caluori Racing Team by Energybody	1	1:03.603	6 Laps	30.658	1	0

Margin of Victory	Ø km/h	Best Lap Tm	km/h	Best Lap by
0.276	11,153	26.830	40,253	62 - Jesse WENTLAND

Official Timing camp-company.de / mwraceconsulting.com

Orbits

Timekeeping Steffen Kirchhof:

Clerk of the course Xaver Sturm:

Steward Olaf Noack:

Reg. Nr SX 06/16 FIM 297/20 FIM Europe 21/114

Printed: 18.11.2016 22:27:33

posted at: h





# Int. ADAC Supercross München 2016

**SX1**

**München 0,300 Km**

**FINAL**

**18.11.2016 22:15**

**Race (15 Laps) started at 22:38:49**

Pos	No.	Name	Nat.	Bike	Entrant/Team	Laps	Total Tm	Diff	Best Tm	In Lap	Points
1	5	<b>Gavin FAITH</b>	USA	Honda	Team Waldmann	15	7:13.068		26.461	2	25
2	42	<b>Kyle CUNNINGHAM</b>	USA	Suzuki	Team Castrol Power1 Suzuki Moto-Base	15	7:17.495	4.427	26.400	6	20
3	3	<b>Jace Wayne OWEN</b>	USA	Honda	Team Waldmann	15	7:20.481	7.413	26.781	2	16
4	75	<b>Nicholas SCHMIDT</b>	USA	Suzuki	Sturm Racing Team	15	7:20.814	7.746	26.815	15	13
5	225	<b>Charles LEFRANCOIS</b>	FRA	Suzuki	Team Twenty Suspension	15	7:29.231	16.163	27.262	11	11
6	101	<b>Christopher BLOSE</b>	USA	Yamaha	Sturm Racing Team	15	7:30.891	17.823	27.447	5	10
7	19	<b>Loic ROMBAUT</b>	FRA	KTM	HFour-Caluori Racing Team by Energybody	15	7:32.306	19.238	27.643	7	9
8	211	<b>Sullivan JAULIN</b>	FRA	KTM	KTM-Kosak Racing	15	7:33.768	20.700	27.488	9	8
9	64	<b>Dominique THURY</b>	GER	KTM	Team GST Berlin	14	7:15.651	1 Lap	28.285	8	7
10	92	<b>Steve MAGES</b>	USA	Yamaha	Meyer Racing Team	14	7:16.133	1 Lap	27.446	3	6
11	99	<b>Paul COATES</b>	GBR	Kawasaki	MONSTER ENERGY KAWASAKI ELF Team Pfeil	14	7:40.010	1 Lap	27.749	9	5
12	727	<b>Boris MAILLARD</b>	FRA	Suzuki	Team DIGA-Procross					0	4

## Announcements

#5 Gavin Faith holeshot

Margin of Victory	Ø km/h	Best Lap Tm	km/h	Best Lap by
4.427	37,408	26.400	40,909	42 - Kyle CUNNINGHAM

Official Timing camp-company.de / mwraceconsulting.com

Orbits

Timekeeping Steffen Kirchhof:

Clerk of the course Xaver Sturm:

Steward Olaf Noack:

Reg. Nr SX 06/16 FIM 297/20 FIM Europe 21/114

Printed: 18.11.2016 22:46:53

posted at: h





# Int. ADAC Supercross München 2016

SX1

München 0,300 Km

FINAL

18.11.2016 22:15

Race (15 Laps) started at 22:38:49

Lap	Time of Day	Lap Tm	Diff	Lap	Time of Day	Lap Tm	Diff	Lap	Time of Day	Lap Tm	Diff
(5) Gavin FAITH				14	22:45:43.887	27.171	+0.356	12	22:44:59.087	28.341	+0.853
1	22:39:41.891	26.879	+0.418	15	22:46:10.702	26.815		13	22:45:27.211	28.124	+0.636
2	22:40:08.352	26.461		(225) Charles LEFRANCOIS				14	22:45:55.477	28.266	+0.778
3	22:40:35.405	27.053	+0.592	1	22:39:47.590	28.241	+0.979	15	22:46:23.656	28.179	+0.691
4	22:41:02.695	27.290	+0.829	2	22:40:15.992	28.402	+1.140	(64) Dominique THURY			
5	22:41:29.477	26.782	+0.321	3	22:40:44.505	28.513	+1.251	1	22:39:45.951	28.762	+0.477
6	22:41:56.259	26.782	+0.321	4	22:41:11.861	27.356	+0.094	2	22:40:16.859	30.908	+2.623
7	22:42:23.122	26.863	+0.402	5	22:41:39.378	27.517	+0.255	3	22:40:45.735	28.876	+0.591
8	22:42:49.952	26.830	+0.369	6	22:42:06.969	27.591	+0.329	4	22:41:15.005	29.270	+0.985
9	22:43:16.696	26.744	+0.283	7	22:42:35.823	28.854	+1.592	5	22:41:43.715	28.710	+0.425
10	22:43:43.788	27.092	+0.631	8	22:43:04.060	28.237	+0.975	6	22:42:13.014	29.299	+1.014
11	22:44:11.314	27.526	+1.065	9	22:43:32.257	28.197	+0.935	7	22:42:42.009	28.995	+0.710
12	22:44:39.646	28.332	+1.871	10	22:43:59.843	27.586	+0.324	8	22:43:10.294	28.285	
13	22:45:06.767	27.121	+0.660	11	22:44:27.105	27.252		9	22:43:39.854	29.560	+1.275
14	22:45:34.780	28.013	+1.552	12	22:44:55.129	28.024	+0.762	10	22:44:08.492	28.638	+0.353
15	22:46:02.956	28.176	+1.715	13	22:45:23.620	28.491	+1.229	11	22:44:37.827	29.335	+1.050
(42) Kyle CUNNINGHAM				14	22:45:51.355	27.735	+0.473	12	22:45:06.962	29.135	+0.850
1	22:39:45.432	27.432	+1.032	15	22:46:19.119	27.764	+0.502	13	22:45:36.672	29.710	+1.425
2	22:40:12.293	26.861	+0.461	(101) Christopher BLOSE				14	22:46:05.539	28.867	+0.582
3	22:40:38.725	26.432	+0.032	1	22:39:46.678	27.871	+0.424	(92) Steve MAGES			
4	22:41:05.857	27.132	+0.732	2	22:40:15.429	28.751	+1.304	1	22:39:59.046	27.921	+0.475
5	22:41:32.680	26.823	+0.423	3	22:40:43.303	27.874	+0.427	2	22:40:26.760	27.714	+0.268
6	22:41:59.080	26.400		4	22:41:10.806	27.503	+0.056	3	22:40:54.206	27.446	
7	22:42:26.015	26.935	+0.535	5	22:41:38.253	27.447		4	22:41:21.761	27.555	+0.109
8	22:42:53.085	27.070	+0.670	6	22:42:05.868	27.615	+0.168	5	22:41:49.567	27.806	+0.360
9	22:43:20.081	26.996	+0.596	7	22:42:34.488	28.620	+1.173	6	22:42:17.286	27.719	+0.273
10	22:43:47.782	27.701	+1.301	8	22:43:03.390	28.902	+1.455	7	22:42:45.178	27.892	+0.446
11	22:44:15.682	27.900	+1.500	9	22:43:31.553	28.163	+0.716	8	22:43:13.320	28.142	+0.696
12	22:44:42.671	26.989	+0.589	10	22:44:00.499	28.946	+1.499	9	22:43:40.897	27.577	+0.131
13	22:45:09.942	27.271	+0.871	11	22:44:28.384	27.885	+0.438	10	22:44:08.712	27.815	+0.369
14	22:45:37.351	27.409	+1.009	12	22:44:55.870	27.486	+0.039	11	22:44:36.690	27.978	+0.532
15	22:46:07.383	30.032	+3.632	13	22:45:23.896	28.026	+0.579	12	22:45:05.723	29.033	+1.587
(3) Jace Wayne OWEN				14	22:45:52.168	28.272	+0.825	13	22:45:37.549	31.826	+4.380
1	22:39:42.618	26.814	+0.033	15	22:46:20.779	28.611	+1.164	14	22:46:06.021	28.472	+1.026
2	22:40:09.399	26.781		(19) Loic ROMBAUT				(99) Paul COATES			
3	22:40:36.270	26.871	+0.090	1	22:39:49.306	28.371	+0.728	1	22:40:10.367	30.942	+3.193
4	22:41:03.509	27.239	+0.458	2	22:40:17.464	28.158	+0.515	2	22:40:38.244	27.877	+0.128
5	22:41:30.955	27.446	+0.665	3	22:40:45.918	28.454	+0.811	3	22:41:07.512	29.268	+1.519
6	22:41:58.123	27.168	+0.387	4	22:41:14.302	28.384	+0.741	4	22:41:35.825	28.313	+0.564
7	22:42:25.238	27.115	+0.334	5	22:41:42.051	27.749	+0.106	5	22:42:05.249	29.424	+1.675
8	22:42:52.532	27.294	+0.513	6	22:42:10.024	27.973	+0.330	6	22:42:36.750	31.501	+3.752
9	22:43:20.132	27.600	+0.819	7	22:42:37.667	27.643		7	22:43:06.236	29.486	+1.737
10	22:43:49.396	29.264	+2.483	8	22:43:06.085	28.418	+0.775	8	22:43:36.654	30.418	+2.669
11	22:44:17.209	27.813	+1.032	9	22:43:33.764	27.679	+0.036	9	22:44:04.403	27.749	
12	22:44:45.248	28.039	+1.258	10	22:44:01.543	27.779	+0.136	10	22:44:32.922	28.519	+0.770
13	22:45:13.646	28.398	+1.617	11	22:44:29.512	27.969	+0.326	11	22:45:02.237	29.315	+1.566
14	22:45:42.122	28.476	+1.695	12	22:44:57.589	28.077	+0.434	12	22:45:31.221	28.984	+1.235
15	22:46:10.369	28.247	+1.466	13	22:45:25.816	28.227	+0.584	13	22:45:59.756	28.535	+0.786
(75) Nicholas SCHMIDT				14	22:45:53.673	27.857	+0.214	14	22:46:29.898	30.142	+2.393
1	22:39:46.756	30.317	+3.502	15	22:46:22.194	28.521	+0.878	(211) Sulivan JAULIN			
2	22:40:14.980	28.224	+1.409	1	22:39:50.490	28.549	+1.061	1	22:39:50.490	28.549	+1.061
3	22:40:42.277	27.297	+0.482	2	22:40:18.532	28.042	+0.554	2	22:40:18.532	28.042	+0.554
4	22:41:09.650	27.373	+0.558	3	22:40:46.835	28.303	+0.815	3	22:40:46.835	28.303	+0.815
5	22:41:37.050	27.400	+0.585	4	22:41:15.481	28.646	+1.158	4	22:41:15.481	28.646	+1.158
6	22:42:04.597	27.547	+0.732	5	22:41:43.980	28.499	+1.011	5	22:41:43.980	28.499	+1.011
7	22:42:32.452	27.855	+1.040	6	22:42:11.584	27.604	+0.116	6	22:42:11.584	27.604	+0.116
8	22:42:59.854	27.402	+0.587	7	22:42:39.362	27.778	+0.290	7	22:42:39.362	27.778	+0.290
9	22:43:27.269	27.415	+0.600	8	22:43:07.343	27.981	+0.493	8	22:43:07.343	27.981	+0.493
10	22:43:55.066	27.797	+0.982	9	22:43:34.831	27.488		9	22:43:34.831	27.488	
11	22:44:22.259	27.193	+0.378	10	22:44:02.795	27.964	+0.476	10	22:44:02.795	27.964	+0.476
12	22:44:49.633	27.374	+0.559	11	22:44:30.746	27.951	+0.463	11	22:44:30.746	27.951	+0.463
13	22:45:16.716	27.083	+0.268								

*Steffen Kirchhof*

