



AMSC Pfeffelbach 3 Nationen-Cup

Kl. 5 Serien-Abarth 2WD - ccm offen

Pfeffelring 0,750 Km

Zeittraining

03.06.2017 13:30

Qualifikation gestartet um 13:32:45

Pos.	Nr.	Name	Verein	Fabrikat	Rnd.	Beste Zeit	Diff.	In Rd.	km/h
1	508	Christian Rieder	SCC Albbruck	VW Polo Hayabusa	2	37.425		2	72,144
2	566	Carlo Suter	SAV	Peugeot 206RC	2	37.436	0.011	2	72,123
3	599	Yannick Enderlin	SCC Neuenburg	Opel Astra OPC	2	37.683	0.258	2	71,650
4	581	Karl-Heinz Dahm	AMC St. Vith	Mitsubishi Colt 1,8	2	38.465	1.040	2	70,194
5	521	Dirk Schumacher	AMSC Pfeffelbach	VW Golf I 1,8 GTI	2	38.990	1.565	2	69,249
6	518	Markus Machinski		Honda CRX	2	39.620	2.195	1	68,147
7	574	Hans-Jörg Mauthe	SCC Neuenburg	VW Scirocco 1,8	2	39.833	2.408	2	67,783
8	514	Mayk Raddatz	MSC Großaltdorf	VW Polo 1,3	2	40.255	2.830	1	67,072
9	535	Dennis Krucker	privat	Peugeot 1,6	2	40.315	2.890	1	66,973
10	595	Fabian Bäcker	AMSC Pfeffelbach	VW Golf III 2,0	2	40.480	3.055	2	66,700
11	539	Sven Hassler	H-S Racing Team	Opel Astra 2,0	2	40.563	3.138	2	66,563
12	555	Natalie Anhalt	SCC Albbruck	VW Golf BMP 2,0	2	41.142	3.717	2	65,626
13	503	Sascha Thorsten Rocco	MW-Motorsport	VW Golf	2	41.319	3.894	2	65,345
14	526	Roland Dörr			2	41.859	4.434	2	64,502
15	561	Sandra Eberle	Team Green	VW Scirocco 1,8	2	42.339	4.914	2	63,771
16	552	Fabian Müller	SCC Albbruck	VW Golf	2	42.588	5.163	2	63,398



AMSC Pfeffelbach 3 Nationen-Cup

Kl. 5 Serien-Abarth 2WD - ccm offen

Pfeffelring 0,750 Km

Zeittraining

03.06.2017 13:30

Qualifikation gestartet um 13:32:45

Lap	Lap Tm	Diff	Time of Day
(508) Christian Rieder			
1	39.206	+1.781	13:33:56.080
2	37.425		13:34:33.505
(566) Carlo Suter			
1	38.296	+0.860	13:42:25.894
2	37.436		13:43:03.330
(599) Yannick Enderlin			
1	37.869	+0.186	13:33:47.016
2	37.683		13:34:24.699
(581) Karl-Heinz Dahm			
1	38.740	+0.275	13:37:10.484
2	38.465		13:37:48.949
(521) Dirk Schumacher			
1	39.230	+0.240	13:37:17.474
2	38.990		13:37:56.464
(518) Markus Machinski			
1	39.620		13:37:24.890
2	40.139	+0.519	13:38:05.029
(574) Hans-Jörg Mauthe			
1	40.061	+0.228	13:39:46.119
2	39.833		13:40:25.952
(514) Mayk Raddatz			
1	40.255		13:33:35.854
2	40.518	+0.263	13:34:16.372
(535) Dennis Krucker			
1	40.315		13:33:42.657
2	43.654	+3.339	13:34:26.311
(595) Fabian Bäcker			
1	41.602	+1.122	13:42:52.165
2	40.480		13:43:32.645
(539) Sven Hassler			
1	40.967	+0.404	13:40:10.511
2	40.563		13:40:51.074
(555) Natalie Anhalt			
1	44.517	+3.375	13:39:59.702
2	41.142		13:40:40.844
(503) Sascha Thorsten Rocco			
1	41.808	+0.489	13:42:36.275
2	41.319		13:43:17.594
(526) Roland Dörr			
1	42.213	+0.354	13:40:03.845
2	41.859		13:40:45.704
(561) Sandra Eberle			
1	47.529	+5.190	13:37:41.851
2	42.339		13:38:24.190
(552) Fabian Müller			
1	43.324	+0.736	13:42:45.726
2	42.588		13:43:28.314

Lap	Lap Tm	Diff	Time of Day
-----	--------	------	-------------

Lap	Lap Tm	Diff	Time of Day
-----	--------	------	-------------



AMSC Pfeffelbach 3 Nationen-Cup


Kl. 5 Serien-Abarth 2WD - ccm offen

Pfeffelring 0,750 Km

Vorlauf 1

03.06.2017 19:20

Rennen (5 Runden)



POLE POSITION

1	1 508	2 566
2	3 599	4 581
3	5 521	6 518
4	7 574	8 514
5	9 535	10 595
6	11 539	12 555
7	13 503	14 526
8	15 561	16 552



AMSC Pfeffelbach 3 Nationen-Cup

Kl. 5 Serien-Abarth 2WD - ccm offen

Pfeffelring 0,750 Km

Vorlauf 1

03.06.2017 17:33

Rennen (6 Runden) gestartet um 17:31:18

Pos.	Nr.	3 Nat-Cup	Name	Verein	Fabrikat	Gesamtzeit	Rnd.	Diff.	Beste Zeit	Ø km/h
1	566	ja	Carlo Suter	SAV	Peugeot 206RC	11:07.511	6		38.833	24,269
2	599	ja	Yannick Enderlin	SCC Neuenburg	Opel Astra OPC	11:08.548	6	1.037	38.992	24,232
3	521	ja	Dirk Schumacher	AMSC Pfeffelbach	VW Golf I 1,8 GTI	11:11.153	6	3.642	40.083	24,138
4	581	nein	Karl-Heinz Dahm	AMC St. Vith	Mitsubishi Colt 1,8	11:12.162	6	4.651	40.329	24,101
5	508	ja	Christian Rieder	SCC Albruck	VW Polo Hayabusa	11:13.745	6	6.234	39.790	24,045
6	518	nein	Markus Machinski		Honda CRX	11:17.326	6	9.815	42.411	23,918
7	574	ja	Hans-Jörg Mauthe	SCC Neuenburg	VW Scirocco 1,8	11:19.957	6	12.446	43.200	23,825
8	539	nein	Sven Hassler	H-S Racing Team	Opel Astra 2,0	11:23.348	6	15.837	43.304	23,707
9	535	nein	Dennis Krucker	privat	Peugeot 1,6	11:23.471	6	15.960	44.152	23,703
10	514	nein	Mayk Raddatz	MSC Großaltdorf	VW Polo 1,3	11:24.878	6	17.367	44.118	23,654
11	526	nein	Roland Dörr			11:25.109	6	17.598	43.602	23,646
12	552	ja	Fabian Müller	SCC Albruck	VW Golf	11:31.092	6	23.581	44.873	23,441
13	503	nein	Sascha Thorsten Rocco	MW-Motorsport	VW Golf	11:37.522	6	30.011	43.530	23,225
14	555	ja	Natalie Anhalt	SCC Albruck	VW Golf BMP 2,0	11:41.682	6	34.171	43.315	23,087
15	595	ja	Fabian Bäcker	AMSC Pfeffelbach	VW Golf III 2,0	2:25.595	3	3 Runden	42.266	55,634

Nicht Klassifiziert										
EXC	561	nein	Sandra Eberle	Team Green	VW Scirocco 1,8	11:35.143	6	EXC	45.029	23,305

Bemerkungen

#561 Wertungsausschluss; Rennleiter

Vorsprung	Ø km/h	Beste Rundenzeit	km/h	Beste Runde von
1.037	24,269	38.833	69,528	566 - Carlo Suter



AMSC Pffeffelbach 3 Nationen-Cup

Kl. 5 Serien-Abarth 2WD - ccm offen

Pffeffelring 0,750 Km

Vorlauf 1

03.06.2017 17:33

Rennen (6 Runden) gestartet um 17:31:18

Lap	Lap Tm	Diff	Time of Day
(566) Carlo Suter			
1	40.495	+1.662	17:32:08.677
2	38.833		17:32:47.510
3	39.223	+0.390	17:33:26.733
4	7:39.826	+7:00.993	17:41:06.559
5	40.866	+2.033	17:41:47.425
6	38.899	+0.066	17:42:26.324

(599) Yannick Enderlin			
1	41.055	+2.063	17:32:09.368
2	38.992		17:32:48.360
3	39.525	+0.533	17:33:27.885
4	7:39.179	+7:00.187	17:41:07.064
5	41.044	+2.052	17:41:48.108
6	39.253	+0.261	17:42:27.361

(521) Dirk Schumacher			
1	42.713	+2.630	17:32:11.446
2	40.880	+0.797	17:32:52.326
3	40.827	+0.744	17:33:33.153
4	7:34.281	+6:54.198	17:41:07.434
5	42.449	+2.366	17:41:49.883
6	40.083		17:42:29.966

(581) Karl-Heinz Dahm			
1	43.551	+3.222	17:32:12.023
2	40.928	+0.599	17:32:52.951
3	40.784	+0.455	17:33:33.735
4	7:33.925	+6:53.596	17:41:07.660
5	42.986	+2.657	17:41:50.646
6	40.329		17:42:30.975

(508) Christian Rieder			
1	45.333	+5.543	17:32:13.496
2	42.477	+2.687	17:32:55.973
3	41.553	+1.763	17:33:37.526
4	7:32.262	+6:52.472	17:41:09.788
5	42.980	+3.190	17:41:52.768
6	39.790		17:42:32.558

(518) Markus Machinski			
1	45.664	+3.253	17:32:14.640
2	42.411		17:32:57.051
3	42.454	+0.043	17:33:39.505
4	7:30.889	+6:48.478	17:41:10.394
5	43.210	+0.799	17:41:53.604
6	42.535	+0.124	17:42:36.139

(574) Hans-Jörg Mauthe			
1	46.426	+3.226	17:32:15.400
2	43.725	+0.525	17:32:59.125
3	43.200		17:33:42.325
4	7:28.462	+6:45.262	17:41:10.787
5	44.029	+0.829	17:41:54.816
6	43.954	+0.754	17:42:38.770

(539) Sven Hassler			
1	47.301	+3.997	17:32:16.943
2	43.503	+0.199	17:33:00.446
3	43.304		17:33:43.750
4	7:27.726	+6:44.422	17:41:11.476
5	45.767	+2.463	17:41:57.243
6	44.918	+1.614	17:42:42.161

(535) Dennis Krucker			
-----------------------------	--	--	--

Lap	Lap Tm	Diff	Time of Day
1	49.105	+4.953	17:32:18.737
2	44.926	+0.774	17:33:03.663
3	44.152		17:33:47.815
4	7:25.458	+6:41.306	17:41:13.273
5	44.828	+0.676	17:41:58.101
6	44.183	+0.031	17:42:42.284

(514) Mayk Raddatz			
1	47.416	+3.298	17:32:16.558
2	45.379	+1.261	17:33:01.937
3	44.118		17:33:46.055
4	7:26.879	+6:42.761	17:41:12.934
5	46.359	+2.241	17:41:59.293
6	44.398	+0.280	17:42:43.691

(526) Roland Dörr			
1	51.397	+7.795	17:32:22.085
2	45.666	+2.064	17:33:07.751
3	44.175	+0.573	17:33:51.926
4	7:22.396	+6:38.794	17:41:14.322
5	45.998	+2.396	17:42:00.320
6	43.602		17:42:43.922

(552) Fabian Müller			
1	54.214	+9.341	17:32:26.092
2	46.019	+1.146	17:33:12.111
3	46.111	+1.238	17:33:58.222
4	7:17.853	+6:32.980	17:41:16.075
5	48.957	+4.084	17:42:05.032
6	44.873		17:42:49.905

(561) Sandra Eberle			
1	51.850	+6.821	17:32:24.178
2	45.029		17:33:09.207
3	46.213	+1.184	17:33:55.420
4	7:19.775	+6:34.746	17:41:15.195
5	51.491	+6.462	17:42:06.686
6	47.270	+2.241	17:42:53.956

(503) Sascha Thorsten Rocco			
1	50.282	+6.752	17:32:20.938
2	47.594	+4.064	17:33:08.532
3	45.208	+1.678	17:33:53.740
4	7:21.296	+6:37.766	17:41:15.036
5	57.769	+14.239	17:42:12.805
6	43.530		17:42:56.335

(555) Natalie Anhalt			
1	51.303	+7.988	17:32:21.638
2	44.758	+1.443	17:33:06.396
3	43.341	+0.026	17:33:49.737
4	7:24.319	+6:41.004	17:41:14.056
5	1:03.124	+19.809	17:42:17.180
6	43.315		17:43:00.495

(595) Fabian Bäcker			
1	49.195	+6.929	17:32:18.977
2	43.165	+0.899	17:33:02.142
3	42.266		17:33:44.408

Lap	Lap Tm	Diff	Time of Day
-----	--------	------	-------------



AMSC Pffefelbach 3 Nationen-Cup


Kl. 5 Serien-Abarth 2WD - ccm offen

Pffefelring 0,750 Km

Vorlauf 2

04.06.2017 08:14

Rennen (6 Runden)



POLE POSITION

1	1 566 Carlo Suter	2 599 Yannick Enderlin
2	3 521 Dirk Schumacher	4 581 Karl-Heinz Dahm
3	5 508 Christian Rieder	6 518 Markus Machinski
4	7 574 Hans-Jörg Mauthe	8 539 Sven Hassler
5	9 535 Dennis Krucker	10 514 Mayk Raddatz
6	11 526 Roland Dörr	12 552 Fabian Müller
7	13 503 Sascha Thorsten Rocco	14 555 Natalie Anhalt
8	15 595 Fabian Bäcker	16 561 Sandra Eberle



AMSC Pfeffelbach 3 Nationen-Cup

Kl. 5 Serien-Abarth 2WD - ccm offen

Pfeffelring 0,750 Km

Vorlauf 2

04.06.2017 11:48

Rennen (6 Runden) gestartet um 11:50:25

Pos.	Nr.	3 Nat-Cup	Name	Verein	Fabrikat	Gesamtzeit	Rnd.	Diff.	Beste Zeit	Ø km/h
1	599	ja	Yannick Enderlin	SCC Neuenburg	Opel Astra OPC	4:05.738	6		39.132	65,924
2	521	ja	Dirk Schumacher	AMSC Pfeffelbach	VW Golf I 1,8 GTI	4:07.245	6	1.507	39.354	65,522
3	581	nein	Karl-Heinz Dahm	AMC St. Vith	Mitsubishi Colt 1,8	4:08.909	6	3.171	39.360	65,084
4	539	nein	Sven Hassler	H-S Racing Team	Opel Astra 2,0	4:20.164	6	14.426	41.197	62,268
5	508	ja	Christian Rieder	SCC Albrbruck	VW Polo Hayabusa	4:21.142	6	15.404	40.945	62,035
6	514	nein	Mayk Raddatz	MSC Großbaldorf	VW Polo 1,3	4:31.529	6	25.791	43.108	59,662
7	555	ja	Natalie Anhalt	SCC Albrbruck	VW Golf BMP 2,0	4:38.270	6	32.532	42.919	58,217
8	552	ja	Fabian Müller	SCC Albrbruck	VW Golf	4:18.211	5	1 Runde	43.685	52,283
9	561	nein	Sandra Eberle	Team Green	VW Scirocco 1,8	4:22.196	5	1 Runde	43.929	51,488
10	503	nein	Sascha Thorsten Rocco	MW-Motorsport	VW Golf	4:32.977	5	1 Runde	42.211	49,455
11	566	ja	Carlo Suter	SAV	Peugeot 206RC	2:03.732	3	3 Runden	39.495	65,464
12	595	ja	Fabian Bäcker	AMSC Pfeffelbach	VW Golf III 2,0	2:26.521	3	3 Runden	43.182	55,282
13	535	nein	Dennis Krucker	privat	Peugeot 1,6	50.535	1	5 Runden	45.270	53,428

Nicht Klassifiziert										
DNS	518	nein	Markus Machinski		Honda CRX			DNS		-
DNS	574	ja	Hans-Jörg Mauthe	SCC Neuenburg	VW Scirocco 1,8			DNS		-
DNS	526	nein	Roland Dörr					DNS		-

Vorsprung	Ø km/h	Beste Rundenzeit	km/h	Beste Runde von
1.507	65,924	39.132	68,997	599 - Yannick Enderlin

Zeitnahmekommissar & Auswertung: www.camp-company.de Orbits



AMSC Pffelfbach 3 Nationen-Cup

Kl. 5 Serien-Abarth 2WD - ccm offen

Pffelfring 0,750 Km

Vorlauf 2

04.06.2017 11:48

Rennen (6 Runden) gestartet um 11:50:25

Lap	Lap Tm	Diff	Time of Day
(599) Yannick Enderlin			
1	41.841	+2.709	11:51:11.088
2	40.164	+1.032	11:51:51.252
3	39.519	+0.387	11:52:30.771
4	39.476	+0.344	11:53:10.247
5	41.699	+2.567	11:53:51.946
6	39.132		11:54:31.078
(521) Dirk Schumacher			
1	42.523	+3.169	11:51:12.063
2	40.268	+0.914	11:51:52.331
3	39.885	+0.531	11:52:32.216
4	39.746	+0.392	11:53:11.962
5	41.269	+1.915	11:53:53.231
6	39.354		11:54:32.585
(581) Karl-Heinz Dahm			
1	43.196	+3.836	11:51:12.896
2	40.903	+1.543	11:51:53.799
3	39.521	+0.161	11:52:33.320
4	39.360		11:53:12.680
5	41.996	+2.636	11:53:54.676
6	39.573	+0.213	11:54:34.249
(539) Sven Hassler			
1	44.459	+3.262	11:51:14.658
2	42.354	+1.157	11:51:57.012
3	42.046	+0.849	11:52:39.058
4	41.197		11:53:20.255
5	42.935	+1.738	11:54:03.190
6	42.314	+1.117	11:54:45.504
(508) Christian Rieder			
1	47.692	+6.747	11:51:17.854
2	41.354	+0.409	11:51:59.208
3	41.138	+0.193	11:52:40.346
4	40.945		11:53:21.291
5	42.536	+1.591	11:54:03.827
6	42.655	+1.710	11:54:46.482
(514) Mayk Raddatz			
1	46.512	+3.404	11:51:17.357
2	44.002	+0.894	11:52:01.359
3	43.897	+0.789	11:52:45.256
4	43.108		11:53:28.364
5	44.210	+1.102	11:54:12.574
6	44.295	+1.187	11:54:56.869
(555) Natalie Anhalt			
1	48.116	+5.197	11:51:20.136
2	45.226	+2.307	11:52:05.362
3	43.376	+0.457	11:52:48.738
4	48.726	+5.807	11:53:37.464
5	42.919		11:54:20.383
6	43.227	+0.308	11:55:03.610
(552) Fabian Müller			
1	47.905	+4.220	11:51:19.345
2	44.390	+0.705	11:52:03.735
3	43.685		11:52:47.420
4	1:09.265	+25.580	11:53:56.685
5	46.866	+3.181	11:54:43.551
(561) Sandra Eberle			
1	50.793	+6.864	11:51:25.906

Lap	Lap Tm	Diff	Time of Day
2	49.573	+5.644	11:52:15.479
3	43.929		11:52:59.408
4	55.923	+11.994	11:53:55.331
5	52.205	+8.276	11:54:47.536
(503) Sascha Thorsten Rocco			
1	49.504	+7.293	11:51:22.096
2	44.618	+2.407	11:52:06.714
3	43.122	+0.911	11:52:49.836
4	1:26.270	+44.059	11:54:16.106
5	42.211		11:54:58.317
(566) Carlo Suter			
1	40.923	+1.428	11:51:09.994
2	39.495		11:51:49.489
3	39.583	+0.088	11:52:29.072
(595) Fabian Bäcker			
1	49.760	+6.578	11:51:22.951
2	45.728	+2.546	11:52:08.679
3	43.182		11:52:51.861
(535) Dennis Krucker			
1	45.270		11:51:15.875

Lap	Lap Tm	Diff	Time of Day
-----	--------	------	-------------



AMSC Pfeffelbach 3 Nationen-Cup


Kl. 5 Serien-Abarth 2WD - ccm offen

Pfeffelring 0,750 Km

Finale

04.06.2017 09:14

Rennen (7 Runden)



POLE POSITION

1	1 599 Yannick Enderlin	2 521 Dirk Schumacher
2	3 581 Karl-Heinz Dahm	4 539 Sven Hassler
3	5 508 Christian Rieder	6 514 Mayk Raddatz
4	7 555 Natalie Anhalt	8 552 Fabian Müller
5	9 561 Sandra Eberle	10 503 Sascha Thorsten Rocco
6	11 566 Carlo Suter	12 595 Fabian Bäcker
7	13 535 Dennis Krucker	14 518 Markus Machinski
8	15 574 Hans-Jörg Mauthe	16 526 Roland Dörr



AMSC Pfeffelbach 3 Nationen-Cup

Kl. 5 Serien-Abarth 2WD - ccm offen

Pfeffelring 0,750 Km

Finale

04.06.2017 16:33

Rennen (7 Runden) gestartet um 16:33:18

Pos.	Nr.	3 Nat-Cup	Name	Verein	Fabrikat	Gesamtzeit	Rnd.	Diff.	Beste Zeit	Ø km/h
1	599	ja	Yannick Enderlin	SCC Neuenburg	Opel Astra OPC	4:47.418	7		39.416	65,758
2	581	nein	Karl-Heinz Dahm	AMC St. Vith	Mitsubishi Colt 1,8	4:56.993	7	9.575	40.900	63,638
3	521	ja	Dirk Schumacher	AMSC Pfeffelbach	VW Golf I 1,8 GTI	4:59.583	7	12.165	41.486	63,088
4	508	ja	Christian Rieder	SCC Albruck	VW Polo Hayabusa	5:00.365	7	12.947	40.912	62,923
5	566	ja	Carlo Suter	SAV	Peugeot 206RC	5:12.307	7	24.889	40.024	60,517
6	514	nein	Mayk Raddatz	MSC Großaltdorf	VW Polo 1,3	5:16.464	7	29.046	43.831	59,722
7	539	nein	Sven Hassler	H-S Racing Team	Opel Astra 2,0	5:16.717	7	29.299	37.261	59,675
8	595	ja	Fabian Bäcker	AMSC Pfeffelbach	VW Golf III 2,0	5:28.546	7	41.128	44.037	57,526
9	552	ja	Fabian Müller	SCC Albruck	VW Golf	4:48.455	6	1 Runde	44.951	56,161
10	503	nein	Sascha Thorsten Rocco	MW-Motorsport	VW Golf	4:50.756	6	1 Runde	44.725	55,717
11	561	nein	Sandra Eberle	Team Green	VW Scirocco 1,8	4:51.470	6	1 Runde	44.158	55,580
12	555	ja	Natalie Anhalt	SCC Albruck	VW Golf BMP 2,0	6.256		7 Runden		-

Nicht Klassifiziert

DNS	535	nein	Dennis Krucker	privat	Peugeot 1,6			DNS		-
DNS	518	nein	Markus Machinski		Honda CRX			DNS		-
DNS	574	ja	Hans-Jörg Mauthe	SCC Neuenburg	VW Scirocco 1,8			DNS		-
DNS	526	nein	Roland Dörr					DNS		-

Bemerkungen

#539 Verwarnung: unsportliches Verhalten (1); Rennleiter

Vorsprung	Ø km/h	Beste Rundenzeit	km/h	Beste Runde von
9.575	65,758	37.261	72,462	539 - Sven Hassler

Zeitnahmekommissar & Auswertung: www.camp-company.de Orbits



AMSC Pffefelbach 3 Nationen-Cup

Kl. 5 Serien-Abarth 2WD - ccm offen

Pffefelring 0,750 Km

Finale

04.06.2017 16:33

Rennen (7 Runden) gestartet um 16:33:18

Lap	Lap Tm	Diff	Time of Day
(599) Yannick Enderlin			
1	40.833	+1.417	16:34:04.105
2	39.416		16:34:43.521
3	39.802	+0.386	16:35:23.323
4	39.855	+0.439	16:36:03.178
5	39.980	+0.564	16:36:43.158
6	40.283	+0.867	16:37:23.441
7	42.468	+3.052	16:38:05.909

(581) Karl-Heinz Dahm			
1	43.426	+2.526	16:34:07.033
2	41.214	+0.314	16:34:48.247
3	41.781	+0.881	16:35:30.028
4	41.772	+0.872	16:36:11.800
5	40.900		16:36:52.700
6	41.573	+0.673	16:37:34.273
7	41.211	+0.311	16:38:15.484

(521) Dirk Schumacher			
1	42.955	+1.469	16:34:06.328
2	41.486		16:34:47.814
3	41.892	+0.406	16:35:29.706
4	41.655	+0.169	16:36:11.361
5	42.583	+1.097	16:36:53.944
6	41.821	+0.335	16:37:35.765
7	42.309	+0.823	16:38:18.074

(508) Christian Rieder			
1	44.232	+3.320	16:34:08.393
2	40.912		16:34:49.305
3	41.855	+0.943	16:35:31.160
4	41.963	+1.051	16:36:13.123
5	41.393	+0.481	16:36:54.516
6	42.586	+1.674	16:37:37.102
7	41.754	+0.842	16:38:18.856

(566) Carlo Suter			
1	49.806	+9.782	16:34:15.774
2	46.543	+6.519	16:35:02.317
3	40.059	+0.035	16:35:42.376
4	41.450	+1.426	16:36:23.826
5	43.753	+3.729	16:37:07.579
6	43.195	+3.171	16:37:50.774
7	40.024		16:38:30.798

(514) Mayk Raddatz			
1	45.960	+2.129	16:34:10.350
2	44.010	+0.179	16:34:54.360
3	44.283	+0.452	16:35:38.643
4	44.038	+0.207	16:36:22.681
5	43.945	+0.114	16:37:06.626
6	43.831		16:37:50.457
7	44.498	+0.667	16:38:34.955

(539) Sven Hassler			
1	48.712	+11.451	16:34:12.572
2	42.443	+5.182	16:34:55.015
3	47.360	+10.099	16:35:42.375
4	40.819	+3.558	16:36:23.194
5	43.874	+6.613	16:37:07.068
6	50.879	+13.618	16:37:57.947
7	37.261		16:38:35.208

(595) Fabian Bäcker			
1	50.208	+6.171	16:34:17.236

Lap	Lap Tm	Diff	Time of Day
2	45.712	+1.675	16:35:02.948
3	45.728	+1.691	16:35:48.676
4	45.252	+1.215	16:36:33.928
5	44.804	+0.767	16:37:18.732
6	44.037		16:38:02.769
7	44.268	+0.231	16:38:47.037

(552) Fabian Müller			
1	54.913	+9.962	16:34:20.008
2	45.229	+0.278	16:35:05.237
3	45.505	+0.554	16:35:50.742
4	45.308	+0.357	16:36:36.050
5	44.951		16:37:21.001
6	45.945	+0.994	16:38:06.946

(503) Sascha Thorsten Rocco			
1	49.383	+4.658	16:34:15.281
2	49.071	+4.346	16:35:04.352
3	45.643	+0.918	16:35:49.995
4	45.491	+0.766	16:36:35.486
5	44.725		16:37:20.211
6	49.036	+4.311	16:38:09.247

(561) Sandra Eberle			
1	48.778	+4.620	16:34:14.158
2	47.503	+3.345	16:35:01.661
3	46.033	+1.875	16:35:47.694
4	44.158		16:36:31.852
5	47.481	+3.323	16:37:19.333
6	50.628	+6.470	16:38:09.961

Lap	Lap Tm	Diff	Time of Day
-----	--------	------	-------------