

ADAC Kart Masters Kerpen

ADAC Kart Academy

Erftlanding Kerpen 1,107 Km

Freies Training 1

21.07.2018 09:15

Training (10:00 Zeit) gestartet um 9:16:06

Pos.	Nr.	Name	Nat-Wohnort	Fabrikat	Bewerber/Sponsor	Rnd.	Beste Zeit	Diff.	In Rd.	km/h
1	71	Yuri Tenhaeff (R)	GER-Berlin	Exprit/Vortex	RMW Motorsport/ADAC Berlin-Brandenbur	11	45.772		11	87,066
2	37	Piet Matthes (R)	GER-Großschirma/ Sieber	Exprit/Vortex	KSM Schumacher Racing Team	11	45.777	0.005	11	87,057
3	7	Colin Jamie Bönighausen	GER-Isernhagen	Exprit/Vortex	KSM Schumacher Racing Team /ADAC Nie	11	45.968	0.196	11	86,695
4	5	Torben Gröndahl	GER-Hamburg	Exprit/Vortex	Team Hemkemeyer/MSC Groß Dölln e.V. ir	11	46.122	0.350	7	86,406
5	72	Lukas Schächer (R)	GER-Steinhöring	Exprit/Vortex	RMW Motorsport/ADAC Pfalz e.V.	12	46.519	0.747	12	85,668
6	33	Can Sener (R)	GER-Stuttgart	Exprit/Vortex	Team Kartsport Klimm/ADAC Baden-Württ	12	46.627	0.855	10	85,470
7	44	Maximilian Bösing (R)	GER-Heiligenhaus	Exprit/Vortex	Schumacher Racing Team/ADAC Nordrhein	12	46.635	0.863	10	85,455
8	66	Nick Deissler	GER-Obertshausen	Exprit/Vortex	RMW Motorsport/	10	46.671	0.899	10	85,389
9	42	Philip Wiskirchen (R)	GER-Euskirchen	Exprit/Vortex	RMW Motorsport/ADAC Nordrhein e.V.	11	46.673	0.901	8	85,386
10	8	Janick Söhner	GER-Neulussheim	Exprit/Vortex	ADAC Nordbaden e.V./	12	46.689	0.917	12	85,356
11	2	Leonardo Rodrigues (R)	GER-Pfungstadt	Exprit/Vortex	RMW Motorsport/	11	46.842	1.070	9	85,077
12	77	Franz Baumheier (R)	GER-Lauf an der Pegnitz	Exprit/Vortex	Schumacher Racing Team/	9	48.102	2.330	8	82,849
13	24	Keziah Leon König (R)	GER-Duisburg	Exprit/Vortex	RMW Motorsport/ADAC Nordrhein e.V.	9	48.217	2.445	7	82,651
14	16	Elijah Alessandro Saia (R)	GER-Deggingen	Exprit/Vortex	Parolin Deutschland MSR/WSTADAC Württ	2	49.587	3.815	2	80,368
15	12	Fabio Rauer (R)	GER-Stolberg	Exprit/Vortex	KSM Schumacher Racing Team /ADAC Nor				0	-

Reg-Nr.:200/2018

Orbits

Zeitnahme Monika Riehmers:



Rennleiter Andreas Schwarz:



Sportkommissar Peter Fricke:



Gedruckt: 21.07.2018 09:26:49

Aushang: h

www.mylaps.com

Lizensiert für Camp Company

ADAC Kart Masters Kerpen

ADAC Kart Academy

Erftlanding Kerpen 1,107 Km

Freies Training 1

21.07.2018 09:15

Training (10:00 Zeit) gestartet um 9:16:06

Runde	Rundenzeit	Diff.	Tageszeit
(71) Yuri Tenhaeff (R)			
1	52.356	+6.584	9:18:35.943
2	47.726	+1.954	9:19:23.669
3	47.398	+1.626	9:20:11.067
4	47.345	+1.573	9:20:58.412
5	46.820	+1.048	9:21:45.232
6	46.436	+0.664	9:22:31.668
7	46.046	+0.274	9:23:17.714
8	46.108	+0.336	9:24:03.822
9	46.133	+0.361	9:24:49.955
10	46.816	+1.044	9:25:36.771
11	45.772		9:26:22.543

Runde	Rundenzeit	Diff.	Tageszeit
(37) Piet Matthes (R)			
1	53.615	+7.838	9:18:43.756
2	49.066	+3.289	9:19:32.822
3	47.814	+2.037	9:20:20.636
4	47.527	+1.750	9:21:08.163
5	46.553	+0.776	9:21:54.716
6	46.157	+0.380	9:22:40.873
7	45.973	+0.196	9:23:26.846
8	46.989	+1.212	9:24:13.835
9	45.939	+0.162	9:24:59.774
10	45.919	+0.142	9:25:45.693
11	45.777		9:26:31.470

Runde	Rundenzeit	Diff.	Tageszeit
(7) Colin Jamie Bönighausen			
1	57.477	+11.509	9:18:27.268
2	48.132	+2.164	9:19:15.400
3	48.226	+2.258	9:20:03.626
4	46.973	+1.005	9:20:50.599
5	46.919	+0.951	9:21:37.518
6	46.201	+0.233	9:22:23.719
7	46.736	+0.768	9:23:10.455
8	46.082	+0.114	9:23:56.537
9	45.993	+0.025	9:24:42.530
10	46.132	+0.164	9:25:28.662
11	45.968		9:26:14.630

Runde	Rundenzeit	Diff.	Tageszeit
(5) Torben Gröndahl			
1	51.071	+4.949	9:18:23.916
2	47.722	+1.600	9:19:11.638
3	47.375	+1.253	9:19:59.013
4	46.452	+0.330	9:20:45.465
5	46.983	+0.861	9:21:32.448
6	46.294	+0.172	9:22:18.742
7	46.122		9:23:04.864
8	46.152	+0.030	9:23:51.016
9	46.575	+0.453	9:24:37.591
10	46.904	+0.782	9:25:24.495
11	46.139	+0.017	9:26:10.634

Runde	Rundenzeit	Diff.	Tageszeit
(72) Lukas Schächer (R)			
1	58.711	+12.192	9:17:31.603
2	52.042	+5.523	9:18:23.645
3	49.731	+3.212	9:19:13.376
4	50.099	+3.580	9:20:03.475
5	48.571	+2.052	9:20:52.046
6	47.527	+1.008	9:21:39.573
7	47.091	+0.572	9:22:26.664
8	46.991	+0.472	9:23:13.655
9	46.669	+0.150	9:24:00.324
10	46.927	+0.408	9:24:47.251
11	46.925	+0.406	9:25:34.176
12	46.519		9:26:20.695

Runde	Rundenzeit	Diff.	Tageszeit
(33) Can Sener (R)			
1	57.991	+11.364	9:17:26.787
2	50.168	+3.541	9:18:16.955
3	47.894	+1.267	9:19:04.849
4	49.184	+2.557	9:19:54.033
5	48.359	+1.732	9:20:42.392
6	47.068	+0.441	9:21:29.460
7	46.921	+0.294	9:22:16.381
8	47.177	+0.550	9:23:03.558
9	46.958	+0.331	9:23:50.516
10	46.627		9:24:37.143
11	47.879	+1.252	9:25:25.022
12	46.985	+0.358	9:26:12.007

Runde	Rundenzeit	Diff.	Tageszeit
(44) Maximilian Bösing (R)			
1	56.097	+9.462	9:17:27.168
2	50.405	+3.770	9:18:17.573
3	48.159	+1.524	9:19:05.732
4	49.182	+2.547	9:19:54.914
5	47.966	+1.331	9:20:42.880
6	47.274	+0.639	9:21:30.154
7	46.963	+0.328	9:22:17.117
8	46.690	+0.055	9:23:03.807
9	46.898	+0.263	9:23:50.705
10	46.635		9:24:37.340
11	47.216	+0.581	9:25:24.556
12	47.245	+0.610	9:26:11.801

Runde	Rundenzeit	Diff.	Tageszeit
(66) Nick Deissler			
1	52.127	+5.456	9:17:42.855
2	48.544	+1.873	9:18:31.399
3	48.148	+1.477	9:19:19.547
4	48.943	+2.272	9:20:08.490
5	47.143	+0.472	9:20:55.633
6	47.378	+0.707	9:21:43.011
7	1:53.865	+1:07.194	9:23:36.876
8	48.538	+1.867	9:24:25.414
9	46.688	+0.017	9:25:12.102
10	46.671		9:25:58.773

Runde	Rundenzeit	Diff.	Tageszeit
(42) Philip Wiskirchen (R)			
1	57.300	+10.627	9:17:37.405
2	50.741	+4.068	9:18:28.146
3	49.941	+3.268	9:19:18.087
4	48.371	+1.698	9:20:06.458
5	47.272	+0.599	9:20:53.730
6	46.736	+0.063	9:21:40.466
7	46.676	+0.003	9:22:27.142
8	46.673		9:23:13.815
9	46.679	+0.006	9:24:00.494
10	46.864	+0.191	9:24:47.358
11	46.970	+0.297	9:25:34.328

Runde	Rundenzeit	Diff.	Tageszeit
(8) Janick Söhner			
1	53.907	+7.218	9:17:32.366
2	49.111	+2.422	9:18:21.477
3	47.767	+1.078	9:19:09.244
4	47.766	+1.077	9:19:57.010
5	47.435	+0.746	9:20:44.445
6	47.060	+0.371	9:21:31.505
7	48.305	+1.616	9:22:19.810
8	46.893	+0.204	9:23:06.703
9	46.808	+0.119	9:23:53.511
10	46.731	+0.042	9:24:40.242
11	50.566	+3.877	9:25:30.808

Runde	Rundenzeit	Diff.	Tageszeit
12	46.689		9:26:17.497
(2) Leonardo Rodrigues (R)			
1	54.979	+8.137	9:18:18.948
2	48.809	+1.967	9:19:07.757
3	49.580	+2.738	9:19:57.337
4	47.792	+0.950	9:20:45.129
5	48.412	+1.570	9:21:33.541
6	47.252	+0.410	9:22:20.793
7	46.878	+0.036	9:23:07.671
8	47.203	+0.361	9:23:54.874
9	46.842		9:24:41.716
10	48.791	+1.949	9:25:30.507
11	47.364	+0.522	9:26:17.871

Runde	Rundenzeit	Diff.	Tageszeit
(77) Franz Baumheier (R)			
1	54.765	+6.663	9:17:37.907
2	50.588	+2.486	9:18:28.495
3	50.148	+2.046	9:19:18.643
4	50.611	+2.509	9:20:09.254
5	50.678	+2.576	9:20:59.932
6	49.339	+1.237	9:21:49.271
7	48.406	+0.304	9:22:37.677
8	48.102		9:23:25.779
9	49.743	+1.641	9:24:15.522

Runde	Rundenzeit	Diff.	Tageszeit
(24) Keziah Leon König (R)			
1	54.912	+6.695	9:18:12.334
2	50.555	+2.338	9:19:02.889
3	51.955	+3.738	9:19:54.844
4	49.494	+1.277	9:20:44.338
5	49.022	+0.805	9:21:33.360
6	48.680	+0.463	9:22:22.040
7	48.217		9:23:10.257
8	48.238	+0.021	9:23:58.495
9	48.637	+0.420	9:24:47.132

Runde	Rundenzeit	Diff.	Tageszeit
(16) Elijah Alessandro Saia (R)			
1	53.994	+4.407	9:17:33.075
2	49.567		9:18:22.662

ADAC Kart Masters Kerpen

ADAC Kart Academy

Erftlanding Kerpen 1,107 Km

Freies Training 2

21.07.2018 10:55

Training (10:00 Zeit) gestartet um 10:54:57

Pos.	Nr.	Name	Nat-Wohnort	Fabrikat	Bewerber/Sponsor	Rnd.	Beste Zeit	Diff.	In Rd.	km/h
1	37	Piet Matthes (R)	GER-Großschirma/ Sieber	Exprit/Vortex	KSM Schumacher Racing Team	13	45.754		13	87,101
2	12	Fabio Rauer (R)	GER-Stolberg	Exprit/Vortex	KSM Schumacher Racing Team /ADAC Nor	12	45.755	0.001	8	87,099
3	71	Yuri Tenhaeff (R)	GER-Berlin	Exprit/Vortex	RMW Motorsport/ADAC Berlin-Brandenbur	11	45.756	0.002	9	87,097
4	5	Torben Gröndahl	GER-Hamburg	Exprit/Vortex	Team Hemkemeyer/MSC Groß Dölln e.V. ir	12	45.884	0.130	10	86,854
5	7	Colin Jamie Bönighausen	GER-Isernhagen	Exprit/Vortex	KSM Schumacher Racing Team /ADAC Nie	12	46.002	0.248	12	86,631
6	33	Can Sener (R)	GER-Stuttgart	Exprit/Vortex	Team Kartsport Klimm/ADAC Baden-Württ	12	46.188	0.434	9	86,282
7	66	Nick Deissler	GER-Obertshausen	Exprit/Vortex	RMW Motorsport/	9	46.212	0.458	9	86,237
8	42	Philip Wiskirchen (R)	GER-Euskirchen	Exprit/Vortex	RMW Motorsport/ADAC Nordrhein e.V.	9	46.507	0.753	4	85,690
9	44	Maximilian Bösing (R)	GER-Heiligenhaus	Exprit/Vortex	Schumacher Racing Team/ADAC Nordrhei	10	46.556	0.802	9	85,600
10	72	Lukas Schächer (R)	GER-Steinhöring	Exprit/Vortex	RMW Motorsport/ADAC Pfalz e.V.	12	46.715	0.961	7	85,309
11	8	Janick Söhner	GER-Neulussheim	Exprit/Vortex	ADAC Nordbaden e.V./	10	46.725	0.971	8	85,291
12	16	Elijah Alessandro Saia (R)	GER-Deggingen	Exprit/Vortex	Parolin Deutschland MSR/WSTADAC Württ	12	46.763	1.009	7	85,221
13	2	Leonardo Rodrigues (R)	GER-Pfungstadt	Exprit/Vortex	RMW Motorsport/	11	46.806	1.052	11	85,143
14	77	Franz Baumheier (R)	GER-Lauf an der Pegnitz	Exprit/Vortex	Schumacher Racing Team/	12	47.107	1.353	8	84,599
15	24	Keziah Leon König (R)	GER-Duisburg	Exprit/Vortex	RMW Motorsport/ADAC Nordrhein e.V.	10	47.271	1.517	4	84,305

Reg-Nr.:200/2018

Orbits

Zeitnahme Monika Riehmers:



Rennleiter Andreas Schwarz:



Sportkommissar Peter Fricke:



Gedruckt: 21.07.2018 11:06:17

Aushang: h

www.mylaps.com

Lizenziert für Camp Company

ADAC Kart Masters Kerpen

ADAC Kart Academy

Erftlanding Kerpen 1,107 Km

Freies Training 2

21.07.2018 10:55

Training (10:00 Zeit) gestartet um 10:54:57

Runde	Rundenzeit	Diff.	Tageszeit
(37) Piet Matthes (R)			
1	48.620	+2.866	10:55:56.388
2	47.258	+1.504	10:56:43.646
3	46.753	+0.999	10:57:30.399
4	46.425	+0.671	10:58:16.824
5	46.377	+0.623	10:59:03.201
6	45.984	+0.230	10:59:49.185
7	45.844	+0.090	11:00:35.029
8	45.897	+0.143	11:01:20.926
9	45.835	+0.081	11:02:06.761
10	45.840	+0.086	11:02:52.601
11	45.930	+0.176	11:03:38.531
12	45.815	+0.061	11:04:24.346
13	45.754		11:05:10.100

Runde	Rundenzeit	Diff.	Tageszeit
(12) Fabio Rauer (R)			
1	50.320	+4.565	10:56:17.737
2	47.076	+1.321	10:57:04.813
3	46.318	+0.563	10:57:51.131
4	46.590	+0.835	10:58:37.721
5	46.243	+0.488	10:59:23.964
6	46.666	+0.911	11:00:10.630
7	45.986	+0.231	11:00:56.616
8	45.755		11:01:42.371
9	46.158	+0.403	11:02:28.529
10	46.032	+0.277	11:03:14.561
11	48.478	+2.723	11:04:03.039
12	46.065	+0.310	11:04:49.104

Runde	Rundenzeit	Diff.	Tageszeit
(71) Yuri Tenhaeff (R)			
1	50.493	+4.737	10:56:10.663
2	46.889	+1.133	10:56:57.552
3	47.121	+1.365	10:57:44.673
4	46.992	+1.236	10:58:31.665
5	46.348	+0.592	10:59:18.013
6	46.137	+0.381	11:00:04.150
7	46.012	+0.256	11:00:50.162
8	46.012	+0.256	11:01:36.174
9	45.756		11:02:21.930
10	1:22.381	+36.625	11:03:44.311
11	47.226	+1.470	11:04:31.537

Runde	Rundenzeit	Diff.	Tageszeit
(5) Torben Gröndahl			
1	49.314	+3.430	10:56:21.623
2	47.285	+1.401	10:57:08.908
3	46.528	+0.644	10:57:55.436
4	46.246	+0.362	10:58:41.682
5	46.281	+0.397	10:59:27.963
6	47.156	+1.272	11:00:15.119
7	46.527	+0.643	11:01:01.646
8	46.070	+0.186	11:01:47.716
9	46.022	+0.138	11:02:33.738
10	45.884		11:03:19.622
11	47.184	+1.300	11:04:06.806
12	46.869	+0.985	11:04:53.675

Runde	Rundenzeit	Diff.	Tageszeit
(7) Colin Jamie Bönighausen			
1	49.738	+3.736	10:56:05.984
2	47.612	+1.610	10:56:53.596
3	46.940	+0.938	10:57:40.536
4	46.515	+0.513	10:58:27.051
5	46.695	+0.693	10:59:13.746
6	46.332	+0.330	11:00:00.078
7	46.534	+0.532	11:00:46.612
8	46.782	+0.780	11:01:33.394

Runde	Rundenzeit	Diff.	Tageszeit
9	46.565	+0.563	11:02:19.959
10	46.309	+0.307	11:03:06.268
11	46.070	+0.068	11:03:52.338
12	46.002		11:04:38.340

Runde	Rundenzeit	Diff.	Tageszeit
(33) Can Sener (R)			
1	49.380	+3.192	10:55:59.723
2	47.383	+1.195	10:56:47.106
3	46.717	+0.529	10:57:33.823
4	46.888	+0.700	10:58:20.711
5	46.578	+0.390	10:59:07.289
6	46.636	+0.448	10:59:53.925
7	46.324	+0.136	11:00:40.249
8	46.320	+0.132	11:01:26.569
9	46.188		11:02:12.757
10	46.199	+0.011	11:02:58.956
11	46.750	+0.562	11:03:45.706
12	46.567	+0.379	11:04:32.273

Runde	Rundenzeit	Diff.	Tageszeit
(66) Nick Deissler			
1	49.016	+2.804	10:56:13.385
2	47.300	+1.088	10:57:00.685
3	47.120	+0.908	10:57:47.805
4	46.912	+0.700	10:58:34.717
5	46.648	+0.436	10:59:21.365
6	46.900	+0.688	11:00:08.265
7	1:28.284	+42.072	11:01:36.549
8	48.370	+2.158	11:02:24.919
9	46.212		11:03:11.131

Runde	Rundenzeit	Diff.	Tageszeit
(42) Philip Wiskirchen (R)			
1	51.508	+5.001	10:56:18.554
2	47.132	+0.625	10:57:05.686
3	46.915	+0.408	10:57:52.601
4	46.507		10:58:39.108
5	2:21.476	+1:34.969	11:01:00.584
6	49.720	+3.213	11:01:50.304
7	46.558	+0.051	11:02:36.862
8	47.020	+0.513	11:03:23.882
9	48.133	+1.626	11:04:12.015

Runde	Rundenzeit	Diff.	Tageszeit
(44) Maximilian Bösing (R)			
1	49.228	+2.672	10:55:58.333
2	48.086	+1.530	10:56:46.419
3	47.333	+0.777	10:57:33.752
4	2:05.973	+1:19.417	10:59:39.725
5	48.259	+1.703	11:00:27.984
6	46.772	+0.216	11:01:14.756
7	46.698	+0.142	11:02:01.454
8	46.576	+0.020	11:02:48.030
9	46.556		11:03:34.586
10	47.497	+0.941	11:04:22.083

Runde	Rundenzeit	Diff.	Tageszeit
(72) Lukas Schächer (R)			
1	50.398	+3.683	10:56:13.437
2	47.525	+0.810	10:57:00.962
3	47.698	+0.983	10:57:48.660
4	46.766	+0.051	10:58:35.426
5	47.171	+0.456	10:59:22.597
6	48.865	+2.150	11:00:11.462
7	46.715		11:00:58.177
8	46.890	+0.175	11:01:45.067
9	47.011	+0.296	11:02:32.078
10	47.268	+0.553	11:03:19.346
11	48.712	+1.997	11:04:08.058
12	46.923	+0.208	11:04:54.981

Runde	Rundenzeit	Diff.	Tageszeit
(8) Janick Söhner			
1	49.731	+3.006	10:56:03.786
2	47.667	+0.942	10:56:51.453
3	47.164	+0.439	10:57:38.617
4	47.122	+0.397	10:58:25.739
5	46.904	+0.179	10:59:12.643
6	47.220	+0.495	10:59:59.863
7	47.217	+0.492	11:00:47.080
8	46.725		11:01:33.805
9	47.832	+1.107	11:02:21.637
10	47.161	+0.436	11:03:08.798

Runde	Rundenzeit	Diff.	Tageszeit
(16) Elijah Alessandro Saia (R)			
1	50.665	+3.902	10:56:01.735
2	48.214	+1.451	10:56:49.949
3	47.676	+0.913	10:57:37.625
4	47.768	+1.005	10:58:25.393
5	47.110	+0.347	10:59:12.503
6	47.155	+0.392	10:59:59.658
7	46.763		11:00:46.421
8	46.839	+0.076	11:01:33.260
9	47.800	+1.037	11:02:21.060
10	47.116	+0.353	11:03:08.176
11	46.873	+0.110	11:03:55.049
12	47.154	+0.391	11:04:42.203

Runde	Rundenzeit	Diff.	Tageszeit
(2) Leonardo Rodrigues (R)			
1	49.888	+3.082	10:56:42.140
2	49.157	+2.351	10:57:31.297
3	47.645	+0.839	10:58:18.942
4	48.251	+1.445	10:59:07.193
5	47.742	+0.936	10:59:54.935
6	47.485	+0.679	11:00:42.420
7	47.223	+0.417	11:01:29.643
8	46.807	+0.001	11:02:16.450
9	46.981	+0.175	11:03:03.431
10	47.213	+0.407	11:03:50.644
11	46.806		11:04:37.450

Runde	Rundenzeit	Diff.	Tageszeit
(77) Franz Baumheier (R)			
1	51.193	+4.086	10:56:05.790
2	49.161	+2.054	10:56:54.951
3	48.607	+1.500	10:57:43.558
4	48.019	+0.912	10:58:31.577
5	47.786	+0.679	10:59:19.363
6	47.317	+0.210	11:00:06.680
7	47.341	+0.234	11:00:54.021
8	47.107		11:01:41.128
9	47.193	+0.086	11:02:28.321
10	47.691	+0.584	11:03:16.012
11	49.420	+2.313	11:04:05.432
12	48.021	+0.914	11:04:53.453

Runde	Rundenzeit	Diff.	Tageszeit
(24) Keziah Leon König (R)			
1	52.208	+4.937	10:56:10.807
2	48.510	+1.239	10:56:59.317
3	47.981	+0.710	10:57:47.298
4	47.271		10:58:34.569
5	47.753	+0.482	10:59:22.322
6	2:12.495	+1:25.224	11:01:34.817
7	51.511	+4.240	11:02:26.328
8	47.488	+0.217	11:03:13.816
9	49.645	+2.374	11:04:03.461
10	47.766	+0.495	11:04:51.227

ADAC Kart Masters Kerpen

ADAC Kart Academy

Erftlanding Kerpen 1,107 Km

Zeittraining

21.07.2018 12:45

Qualifikation (10:00 Zeit) gestartet um 12:46:19

Pos.	Nr.	Name	Nat-Wohnort	Fabrikat	Bewerber/Sponsor	Rnd.	Beste Zeit	Diff.	In Rd.	km/h
1	37	Piet Matthes (R)	GER-Großschirma/ Sieber	Exprit/Vortex	KSM Schumacher Racing Team	13	45.115		13	88,334
2	12	Fabio Rauer (R)	GER-Stolberg	Exprit/Vortex	KSM Schumacher Racing Team /ADAC Nor	14	45.156	0.041	5	88,254
3	71	Yuri Tenhaeff (R)	GER-Berlin	Exprit/Vortex	RMW Motorsport/ADAC Berlin-Brandenbur	13	45.423	0.308	13	87,735
4	5	Torben Gröndahl	GER-Hamburg	Exprit/Vortex	Team Hemkemeyer/MSC Groß Dölln e.V. ir	13	45.445	0.330	12	87,693
5	33	Can Sener (R)	GER-Stuttgart	Exprit/Vortex	Team Kartsport Klimm/ADAC Baden-Württ	13	45.555	0.440	13	87,481
6	7	Colin Jamie Bönighausen	GER-Isernhagen	Exprit/Vortex	KSM Schumacher Racing Team /ADAC Nie	11	45.624	0.509	8	87,349
7	72	Lukas Schächer (R)	GER-Steinhöring	Exprit/Vortex	RMW Motorsport/ADAC Pfalz e.V.	13	45.783	0.668	11	87,045
8	8	Janick Söhner	GER-Neulussheim	Exprit/Vortex	ADAC Nordbaden e.V./	13	45.975	0.860	12	86,682
9	66	Nick Deissler	GER-Obertshausen	Exprit/Vortex	RMW Motorsport/	11	46.215	1.100	9	86,232
10	77	Franz Baumheier (R)	GER-Lauf an der Pegnitz	Exprit/Vortex	Schumacher Racing Team/	13	46.261	1.146	11	86,146
11	44	Maximilian Bösing (R)	GER-Heiligenhaus	Exprit/Vortex	Schumacher Racing Team/ADAC Nordrheir	13	46.297	1.182	10	86,079
12	2	Leonardo Rodrigues (R)	GER-Pfungstadt	Exprit/Vortex	RMW Motorsport/	8	46.324	1.209	7	86,029
13	16	Elijah Alessandro Saia (R)	GER-Deggingen	Exprit/Vortex	Parolin Deutschland MSR/WSTADAC Württ	2	46.942	1.827	2	84,896
14	24	Keziah Leon König (R)	GER-Duisburg	Exprit/Vortex	RMW Motorsport/ADAC Nordrhein e.V.	12	46.959	1.844	11	84,866
15	42	Philip Wiskirchen (R)	GER-Euskirchen	Exprit/Vortex	RMW Motorsport/ADAC Nordrhein e.V.	1	51.975	6.860	1	76,675

Bemerkungen

Ergebnis vorbehaltlich technischen und sportlichen Nachuntersuchung

Reg-Nr.:200/2018

Orbits

Zeitnahme Monika Riehmers:



Rennleiter Andreas Schwarz:



Sportkommissar Peter Fricke:



Gedruckt: 21.07.2018 13:19:54

Aushang: h

www.mylaps.com

Lizenziert für Camp Company

ADAC Kart Masters Kerpen

ADAC Kart Academy

Erftlanding Kerpen 1,107 Km

Zeittraining

21.07.2018 12:45

Qualifikation (10:00 Zeit) gestartet um 12:46:19

Runde	Rundenzeit	Diff.	Tageszeit
(37) Piet Matthes (R)			
1	48.537	+3.422	12:47:19.461
2	46.745	+1.630	12:48:06.206
3	45.862	+0.747	12:48:52.068
4	45.768	+0.653	12:49:37.836
5	45.380	+0.265	12:50:23.216
6	45.672	+0.557	12:51:08.888
7	45.778	+0.663	12:51:54.666
8	45.291	+0.176	12:52:39.957
9	45.752	+0.637	12:53:25.709
10	45.369	+0.254	12:54:11.078
11	45.609	+0.494	12:54:56.687
12	45.928	+0.813	12:55:42.615
13	45.115		12:56:27.730

Runde	Rundenzeit	Diff.	Tageszeit
(12) Fabio Rauer (R)			
1	47.342	+2.186	12:47:15.289
2	45.798	+0.642	12:48:01.087
3	45.672	+0.516	12:48:46.759
4	45.383	+0.227	12:49:32.142
5	45.156		12:50:17.298
6	45.283	+0.127	12:51:02.581
7	45.290	+0.134	12:51:47.871
8	45.363	+0.207	12:52:33.234
9	45.209	+0.053	12:53:18.443
10	45.340	+0.184	12:54:03.783
11	45.320	+0.164	12:54:49.103
12	45.315	+0.159	12:55:34.418
13	45.296	+0.140	12:56:19.714
14	45.459	+0.303	12:57:05.173

Runde	Rundenzeit	Diff.	Tageszeit
(71) Yuri Tenhaeff (R)			
1	48.309	+2.886	12:47:17.949
2	46.709	+1.286	12:48:04.658
3	46.533	+1.110	12:48:51.191
4	46.092	+0.669	12:49:37.283
5	45.752	+0.329	12:50:23.035
6	45.633	+0.210	12:51:08.668
7	45.438	+0.015	12:51:54.106
8	45.465	+0.042	12:52:39.571
9	45.751	+0.328	12:53:25.322
10	45.530	+0.107	12:54:10.852
11	45.477	+0.054	12:54:56.329
12	45.428	+0.005	12:55:41.757
13	45.423		12:56:27.180

Runde	Rundenzeit	Diff.	Tageszeit
(5) Torben Gröndahl			
1	48.112	+2.667	12:47:23.180
2	46.538	+1.093	12:48:09.718
3	47.448	+2.003	12:48:57.166
4	46.251	+0.806	12:49:43.417
5	45.922	+0.477	12:50:29.339
6	46.157	+0.712	12:51:15.496
7	46.348	+0.903	12:52:01.844
8	45.810	+0.365	12:52:47.654
9	45.828	+0.383	12:53:33.482
10	45.779	+0.334	12:54:19.261
11	45.584	+0.139	12:55:04.845
12	45.445		12:55:50.290
13	45.640	+0.195	12:56:35.930

Runde	Rundenzeit	Diff.	Tageszeit
(33) Can Sener (R)			
1	48.894	+3.339	12:47:17.805
2	46.786	+1.231	12:48:04.591
3	47.018	+1.463	12:48:51.609

Runde	Rundenzeit	Diff.	Tageszeit
4	46.689	+1.134	12:49:38.298
5	47.445	+1.890	12:50:25.743
6	46.086	+0.531	12:51:11.829
7	46.063	+0.508	12:51:57.892
8	45.821	+0.266	12:52:43.713
9	45.638	+0.083	12:53:29.351
10	45.672	+0.117	12:54:15.023
11	45.745	+0.190	12:55:00.768
12	45.763	+0.208	12:55:46.531
13	45.555		12:56:32.086

Runde	Rundenzeit	Diff.	Tageszeit
(7) Colin Jamie Bönighausen			
1	55.245	+9.621	12:47:55.914
2	47.952	+2.328	12:48:43.866
3	46.600	+0.976	12:49:30.466
4	46.065	+0.441	12:50:16.531
5	46.687	+1.063	12:51:03.218
6	45.897	+0.273	12:51:49.115
7	45.626	+0.002	12:52:34.741
8	45.624		12:53:20.365
9	45.934	+0.310	12:54:06.299
10	45.950	+0.326	12:54:52.249
11	46.060	+0.436	12:55:38.309

Runde	Rundenzeit	Diff.	Tageszeit
(72) Lukas Schächer (R)			
1	50.176	+4.393	12:47:27.057
2	47.256	+1.473	12:48:14.313
3	48.555	+2.772	12:49:02.868
4	47.045	+1.262	12:49:49.913
5	46.953	+1.170	12:50:36.866
6	46.712	+0.929	12:51:23.578
7	46.494	+0.711	12:52:10.072
8	46.667	+0.884	12:52:56.739
9	46.550	+0.767	12:53:43.289
10	46.826	+1.043	12:54:30.115
11	45.783		12:55:15.898
12	46.571	+0.788	12:56:02.469
13	46.313	+0.530	12:56:48.782

Runde	Rundenzeit	Diff.	Tageszeit
(8) Janick Söhner			
1	48.372	+2.397	12:47:24.423
2	46.868	+0.893	12:48:11.291
3	47.638	+1.663	12:48:58.929
4	46.809	+0.834	12:49:45.738
5	46.457	+0.482	12:50:32.195
6	46.535	+0.560	12:51:18.730
7	46.507	+0.532	12:52:05.237
8	46.331	+0.356	12:52:51.568
9	48.389	+2.414	12:53:39.957
10	46.203	+0.228	12:54:26.160
11	46.084	+0.109	12:55:12.244
12	45.975		12:55:58.219
13	46.629	+0.654	12:56:44.848

Runde	Rundenzeit	Diff.	Tageszeit
(66) Nick Deissler			
1	50.101	+3.886	12:47:51.960
2	48.090	+1.875	12:48:40.050
3	47.593	+1.378	12:49:27.643
4	46.506	+0.291	12:50:14.149
5	46.899	+0.684	12:51:01.048
6	48.469	+2.254	12:51:49.517
7	48.348	+2.133	12:52:37.865
8	49.577	+3.362	12:53:27.442
9	46.215		12:54:13.657
10	47.200	+0.985	12:55:00.857
11	46.843	+0.628	12:55:47.700

Runde	Rundenzeit	Diff.	Tageszeit
(77) Franz Baumheier (R)			
1	49.875	+3.614	12:47:22.417
2	47.869	+1.608	12:48:10.286
3	47.996	+1.735	12:48:58.282
4	47.118	+0.857	12:49:45.400
5	46.556	+0.295	12:50:31.956
6	46.400	+0.139	12:51:18.356
7	46.640	+0.379	12:52:04.996
8	46.351	+0.090	12:52:51.347
9	46.685	+0.424	12:53:38.032
10	46.498	+0.237	12:54:24.530
11	46.261		12:55:10.791
12	46.834	+0.573	12:55:57.625
13	46.551	+0.290	12:56:44.176

Runde	Rundenzeit	Diff.	Tageszeit
(44) Maximilian Bösing (R)			
1	49.505	+3.208	12:47:20.093
2	47.207	+0.910	12:48:07.300
3	47.432	+1.135	12:48:54.732
4	46.772	+0.475	12:49:41.504
5	46.942	+0.645	12:50:28.446
6	46.800	+0.503	12:51:15.246
7	46.385	+0.088	12:52:01.631
8	46.800	+0.503	12:52:48.431
9	46.366	+0.069	12:53:34.797
10	46.297		12:54:21.094
11	46.729	+0.432	12:55:07.823
12	46.815	+0.518	12:55:54.638
13	46.410	+0.113	12:56:41.048

Runde	Rundenzeit	Diff.	Tageszeit
(2) Leonardo Rodrigues (R)			
1	49.761	+3.437	12:47:28.809
2	47.194	+0.870	12:48:16.003
3	47.097	+0.773	12:49:03.100
4	46.997	+0.673	12:49:50.097
5	48.538	+2.214	12:50:38.635
6	46.539	+0.215	12:51:25.174
7	46.324		12:52:11.498
8	46.346	+0.022	12:52:57.844

Runde	Rundenzeit	Diff.	Tageszeit
(16) Elijah Alessandro Saia (R)			
1	49.418	+2.476	12:47:22.572
2	46.942		12:48:09.514

Runde	Rundenzeit	Diff.	Tageszeit
(24) Keziah Leon König (R)			
1	50.811	+3.852	12:47:32.331
2	49.190	+2.231	12:48:21.521
3	50.363	+3.404	12:49:11.884
4	48.635	+1.676	12:50:00.519
5	49.390	+2.431	12:50:49.909
6	48.551	+1.592	12:51:38.460
7	48.186	+1.227	12:52:26.646
8	47.303	+0.344	12:53:13.949
9	47.426	+0.467	12:54:01.375
10	47.610	+0.651	12:54:48.985
11	46.959		12:55:35.944
12	48.153	+1.194	12:56:24.097

Runde	Rundenzeit	Diff.	Tageszeit
(42) Philip Wiskirchen (R)			
1	51.975		12:47:39.042

ADAC Kart Masters Kerpen

ADAC Kart Academy


Erftlanding Kerpen 1,107 Km

Rennen 7 Lauf 1

21.07.2018 15:55

Rennen (15 Runden)

8	42	
	15	
7	16	24
	13	
6	44	2
	11	
5	66	77
	9	
4	72	8
	7	
3	33	7
	5	
2	71	5
	3	
1	37	12
		2
	POLE POSITION 1	



Reg-Nr.:200/2018

Orbits

Zeitnahme Monika Riehmers:

Rennleiter Andreas Schwarz:

www.mylaps.com

Sportkommissar Peter Fricke:
Gedruckt: 21.07.2018 13:21:34

Aushang: h

Lizenziert für Camp Company

ADAC Kart Masters Kerpen

ADAC Kart Academy

Ertflanding Kerpen 1,107 Km


Rennen 20 Lauf 2

22.07.2018 12:15

Rennen (15 Runden)

8	42	
	15	
7	24	16
	13	
6	44	66
	11	
5	2	77
	9	
4	8	72
	7	
3	7	33
	5	
2	71	5
	3	
1	12	37
		2

POLE POSITION 1



Reg-Nr.:200/2018

Orbits

Zeitnahme Monika Riehmers:

Rennleiter Andreas Schwarz:

www.mylaps.com

Sportkommissar Peter Fricke:
Gedruckt: 21.07.2018 13:25:42

Aushang: h

Lizenziert für Camp Company

ADAC Kart Masters Kerpen

ADAC Kart Academy

Erftlanding Kerpen 1,107 Km

Rennen 7 Lauf 1

21.07.2018 15:55

Rennen (15 Runden) gestartet um 16:00:33

Pos.	Nr.	Name	Nat-Wohnort	Fabrikat	Bewerber/Sponsor	Rnd.	Gesamtzeit	Diff.	Beste Zeit	In Rd.	Pkt.
1	12	Fabio Rauer (R)	GER-Stolberg	Exprit/Vortex	KSM Schumacher Racing Team /ADAC I	15	11:38.230		45.403	13	25
2	71	Yuri Tenhaeff (R)	GER-Berlin	Exprit/Vortex	RMW Motorsport/ADAC Berlin-Brandent	15	11:40.692	2.462	45.377	14	20
3	37	Piet Matthes (R)	GER-Großschirma/ Sie	Exprit/Vortex	KSM Schumacher Racing Team	15	11:41.740	3.510	45.649	12	16
4	7	Colin Jamie Bönighauser	GER-Isernhagen	Exprit/Vortex	KSM Schumacher Racing Team /ADAC I	15	11:45.997	7.767	45.825	15	13
5	5	Torben Gründahl	GER-Hamburg	Exprit/Vortex	Team Hemkemeyer/MSC Groß Dölln e.V	15	11:46.309	8.079	45.716	15	11
6	66	Nick Deissler	GER-Obertshausen	Exprit/Vortex	RMW Motorsport/	15	11:48.821	10.591	45.819	14	10
7	2	Leonardo Rodrigues (R)	GER-Pfungstadt	Exprit/Vortex	RMW Motorsport/	15	11:53.287	15.057	46.361	13	9
8	8	Janick Söhner	GER-Neulussheim	Exprit/Vortex	ADAC Nordbaden e.V./	15	11:56.086	17.856	46.696	10	8
9	33	Can Sener (R)	GER-Stuttgart	Exprit/Vortex	Team Kartsport Klimm/ADAC Baden-Wü	15	11:56.506	18.276	45.851	15	7
10	44	Maximilian Bösing (R)	GER-Heiligenhaus	Exprit/Vortex	Schumacher Racing Team/ADAC Nordrt	15	11:56.798	18.568	46.412	13	6
11	16	Elijah Alessandro Saia (F)	GER-Deggingen	Exprit/Vortex	Parolin Deutschland MSR/WSTADAC Wi	15	11:58.813	20.583	46.248	11	5
12	42	Philip Wiskirchen (R)	GER-Euskirchen	Exprit/Vortex	RMW Motorsport/ADAC Nordrhein e.V.	15	12:03.321	25.091	46.716	14	4

Nicht Klassifiziert (75% = 11 Rnd.)

DNF	72	Lukas Schächer (R)	GER-Steinhöring	Exprit/Vortex	RMW Motorsport/ADAC Pfalz e.V.	2	1:44.291	DNF	50.296	2	0
DNF	77	Franz Baumheier (R)	GER-Lauf an der Pegn	Exprit/Vortex	Schumacher Racing Team/	2	1:44.356	DNF	50.206	2	0
DNF	24	Keziah Leon König (R)	GER-Duisburg	Exprit/Vortex	RMW Motorsport/ADAC Nordrhein e.V.		1.011	DNF		0	0

Bemerkungen

Ergebnis vorbehaltlich technischer und sportlicher Nachuntersuchung

Gestartet: 15 gewertet: 12 nicht gewertet: 3

#33 Spoiler

Vorsprung	Ø km/h	Beste Rundenzeit	km/h	Beste Runde von
2.462	85,614	45.377	87,824	71 - Yuri Tenhaeff (R)

Reg-Nr.:200/2018

Orbits

Zeitnahme Monika Riehmers:



Rennleiter Andreas Schwarz:



www.mylaps.com

Sportkommissar Peter Fricke:



Lizenziert für Camp Company

Gedruckt: 21.07.2018 16:27:39

Aushang: h

ADAC Kart Masters Kerpen

ADAC Kart Academy

Erftlanding Kerpen 1,107 Km

Rennen 7 Lauf 1

21.07.2018 15:55

Rennen (15 Runden) gestartet um 16:00:33

Runde	Rundenzeit	Diff.	Tageszeit
(12) Fabio Rauer (R)			
1	51.105	+5.702	16:01:24.860
2	48.627	+3.224	16:02:13.487
3	47.066	+1.663	16:03:00.553
4	47.100	+1.697	16:03:47.653
5	46.330	+0.927	16:04:33.983
6	46.061	+0.658	16:05:20.044
7	45.972	+0.569	16:06:06.016
8	45.827	+0.424	16:06:51.843
9	45.745	+0.342	16:07:37.588
10	46.073	+0.670	16:08:23.661
11	45.967	+0.564	16:09:09.628
12	45.807	+0.404	16:09:55.435
13	45.403		16:10:40.838
14	45.464	+0.061	16:11:26.302
15	45.653	+0.250	16:12:11.955

Runde	Rundenzeit	Diff.	Tageszeit
(71) Yuri Tenhaeff (R)			
1	50.783	+5.406	16:01:24.619
2	48.983	+3.606	16:02:13.602
3	48.104	+2.727	16:03:01.706
4	47.056	+1.679	16:03:48.762
5	46.822	+1.445	16:04:35.584
6	46.451	+1.074	16:05:22.035
7	46.223	+0.846	16:06:08.258
8	46.242	+0.865	16:06:54.500
9	45.957	+0.580	16:07:40.457
10	45.871	+0.494	16:08:26.328
11	45.680	+0.303	16:09:12.008
12	45.904	+0.527	16:09:57.912
13	45.600	+0.223	16:10:43.512
14	45.377		16:11:28.889
15	45.528	+0.151	16:12:14.417

Runde	Rundenzeit	Diff.	Tageszeit
(37) Piet Matthes (R)			
1	50.783	+5.134	16:01:24.508
2	48.897	+3.248	16:02:13.405
3	47.662	+2.013	16:03:01.067
4	46.924	+1.275	16:03:47.991
5	46.953	+1.304	16:04:34.944
6	46.595	+0.946	16:05:21.539
7	46.329	+0.680	16:06:07.868
8	46.855	+1.206	16:06:54.723
9	45.976	+0.327	16:07:40.699
10	46.102	+0.453	16:08:26.801
11	45.764	+0.115	16:09:12.565
12	45.649		16:09:58.214
13	45.721	+0.072	16:10:43.935
14	45.763	+0.114	16:11:29.698
15	45.767	+0.118	16:12:15.465

Runde	Rundenzeit	Diff.	Tageszeit
(7) Colin Jamie Bönighausen			
1	51.241	+5.416	16:01:25.319
2	48.936	+3.111	16:02:14.255
3	48.002	+2.177	16:03:02.257
4	47.246	+1.421	16:03:49.503
5	46.816	+0.991	16:04:36.319
6	46.350	+0.525	16:05:22.669
7	46.157	+0.332	16:06:08.826
8	46.400	+0.575	16:06:55.226
9	46.255	+0.430	16:07:41.481
10	46.382	+0.557	16:08:27.863
11	46.010	+0.185	16:09:13.873
12	46.322	+0.497	16:10:00.195
13	47.057	+1.232	16:10:47.252

Runde	Rundenzeit	Diff.	Tageszeit
14	46.645	+0.820	16:11:33.897
15	45.825		16:12:19.722
(5) Torben Gröndahl			
1	51.159	+5.443	16:01:25.065
2	48.765	+3.049	16:02:13.830
3	48.188	+2.472	16:03:02.018
4	47.151	+1.435	16:03:49.169
5	46.773	+1.057	16:04:35.942
6	46.438	+0.722	16:05:22.380
7	46.191	+0.475	16:06:08.571
8	46.403	+0.687	16:06:54.974
9	46.383	+0.667	16:07:41.357
10	46.306	+0.590	16:08:27.663
11	46.345	+0.629	16:09:14.008
12	46.458	+0.742	16:10:00.466
13	46.668	+0.952	16:10:47.134
14	47.184	+1.468	16:11:34.318
15	45.716		16:12:20.034

Runde	Rundenzeit	Diff.	Tageszeit
(66) Nick Deissler			
1	53.364	+7.545	16:01:27.564
2	48.782	+2.963	16:02:16.346
3	47.795	+1.976	16:03:04.141
4	47.222	+1.403	16:03:51.363
5	47.594	+1.775	16:04:38.957
6	46.930	+1.111	16:05:25.887
7	46.981	+1.162	16:06:12.868
8	46.634	+0.815	16:06:59.502
9	46.318	+0.499	16:07:45.820
10	46.357	+0.538	16:08:32.177
11	46.154	+0.335	16:09:18.331
12	46.223	+0.404	16:10:04.554
13	46.194	+0.375	16:10:50.748
14	45.819		16:11:36.567
15	45.979	+0.160	16:12:22.546

Runde	Rundenzeit	Diff.	Tageszeit
(2) Leonardo Rodrigues (R)			
1	51.253	+4.892	16:01:25.598
2	48.932	+2.571	16:02:14.530
3	47.964	+1.603	16:03:02.494
4	47.558	+1.197	16:03:50.052
5	47.668	+1.307	16:04:37.720
6	47.035	+0.674	16:05:24.755
7	46.766	+0.405	16:06:11.521
8	47.486	+1.125	16:06:59.007
9	46.746	+0.385	16:07:45.753
10	46.911	+0.550	16:08:32.664
11	46.689	+0.328	16:09:19.353
12	46.685	+0.324	16:10:06.038
13	46.361		16:10:52.399
14	48.007	+1.646	16:11:40.406
15	46.606	+0.245	16:12:27.012

Runde	Rundenzeit	Diff.	Tageszeit
(8) Janick Söhner			
1	51.943	+5.247	16:01:26.201
2	49.087	+2.391	16:02:15.288
3	47.934	+1.238	16:03:03.222
4	48.128	+1.432	16:03:51.350
5	47.312	+0.616	16:04:38.662
6	47.015	+0.319	16:05:25.677
7	46.984	+0.288	16:06:12.661
8	47.411	+0.715	16:07:00.072
9	46.997	+0.301	16:07:47.069
10	46.696		16:08:33.765
11	47.476	+0.780	16:09:21.241

Runde	Rundenzeit	Diff.	Tageszeit
12	47.317	+0.621	16:10:08.558
13	47.020	+0.324	16:10:55.578
14	47.231	+0.535	16:11:42.809
15	47.002	+0.306	16:12:29.811
(33) Can Sener (R)			
1	53.302	+7.451	16:01:27.231
2	49.921	+4.070	16:02:17.152
3	47.773	+1.922	16:03:04.925
4	47.064	+1.213	16:03:51.989
5	47.201	+1.350	16:04:39.190
6	47.165	+1.314	16:05:26.355
7	46.930	+1.079	16:06:13.285
8	47.030	+1.179	16:07:00.315
9	47.255	+1.404	16:07:47.570
10	46.542	+0.691	16:08:34.112
11	46.625	+0.774	16:09:20.737
12	45.988	+0.137	16:10:06.725
13	45.991	+0.140	16:10:52.716
14	46.664	+0.813	16:11:39.380
15	45.851		16:12:25.231

Runde	Rundenzeit	Diff.	Tageszeit
(44) Maximilian Bösing (R)			
1	52.998	+6.586	16:01:27.284
2	50.222	+3.810	16:02:17.506
3	48.465	+2.053	16:03:05.971
4	47.953	+1.541	16:03:53.924
5	47.706	+1.294	16:04:41.630
6	47.380	+0.968	16:05:29.010
7	47.391	+0.979	16:06:16.401
8	47.117	+0.705	16:07:03.518
9	47.076	+0.664	16:07:50.594
10	46.425	+0.013	16:08:37.019
11	46.658	+0.246	16:09:23.677
12	46.705	+0.293	16:10:10.382
13	46.412		16:10:56.794
14	46.796	+0.384	16:11:43.590
15	46.933	+0.521	16:12:30.523

Runde	Rundenzeit	Diff.	Tageszeit
(16) Elijah Alessandro Saia (R)			
1	54.394	+8.146	16:01:28.890
2	49.992	+3.744	16:02:18.882
3	49.357	+3.109	16:03:08.239
4	48.665	+2.417	16:03:56.904
5	47.693	+1.445	16:04:44.597
6	47.514	+1.266	16:05:32.111
7	46.848	+0.600	16:06:18.959
8	47.066	+0.818	16:07:06.025
9	46.790	+0.542	16:07:52.815
10	46.730	+0.482	16:08:39.545
11	46.248		16:09:25.793
12	46.479	+0.231	16:10:12.272
13	47.192	+0.944	16:10:59.464
14	46.704	+0.456	16:11:46.168
15	46.370	+0.122	16:12:32.538

Runde	Rundenzeit	Diff.	Tageszeit
(42) Philip Wiskirchen (R)			
1	53.948	+7.232	16:01:28.454
2	50.142	+3.426	16:02:18.596
3	49.484	+2.768	16:03:08.080
4	49.117	+2.401	16:03:57.197
5	47.696	+0.980	16:04:44.893
6	47.601	+0.885	16:05:32.494
7	46.890	+0.174	16:06:19.384
8	47.236	+0.520	16:07:06.620
9	47.126	+0.410	16:07:53.746

ADAC Kart Masters Kerpen

ADAC Kart Academy

Erftlanding Kerpen 1,107 Km

Rennen 7 Lauf 1

21.07.2018 15:55

Rennen (15 Runden) gestartet um 16:00:33

Runde	Rundenzeit	Diff.	Tageszeit
10	47.319	+0.603	16:08:41.065
11	47.237	+0.521	16:09:28.302
12	47.448	+0.732	16:10:15.750
13	47.342	+0.626	16:11:03.092
14	46.716		16:11:49.808
15	47.238	+0.522	16:12:37.046

(72) Lukas Schächer (R)

Runde	Rundenzeit	Diff.	Tageszeit
1	53.649	+3.353	16:01:27.720
2	50.296		16:02:18.016

(77) Franz Baumheier (R)

Runde	Rundenzeit	Diff.	Tageszeit
1	53.521	+3.315	16:01:27.875
2	50.206		16:02:18.081

Runde	Rundenzeit	Diff.	Tageszeit
-------	------------	-------	-----------

Runde	Rundenzeit	Diff.	Tageszeit
-------	------------	-------	-----------



ADAC Kart Masters Kerpen

ADAC Kart Academy

Erftlanding Kerpen 1,107 Km

Warm Up

22.07.2018 09:30

Training (10:00 Zeit) gestartet um 9:32:45

Pos.	Nr.	Name	Nat-Wohnort	Fabrikat	Bewerber/Sponsor	Rnd.	Beste Zeit	Diff.	In Rd.	km/h
1	12	Fabio Rauer (R)	GER-Stolberg	Exprit/Vortex	KSM Schumacher Racing Team /ADAC Nor	12	45.143		11	88,279
2	37	Piet Matthes (R)	GER-Großschirma/ Sieber	Exprit/Vortex	KSM Schumacher Racing Team	13	45.428	0.285	11	87,726
3	71	Yuri Tenhaeff (R)	GER-Berlin	Exprit/Vortex	RMW Motorsport/ADAC Berlin-Brandenbur	12	45.567	0.424	11	87,458
4	33	Can Sener (R)	GER-Stuttgart	Exprit/Vortex	Team Kartsport Klimm/ADAC Baden-Württ	13	45.674	0.531	9	87,253
5	72	Lukas Schächer (R)	GER-Steinhöring	Exprit/Vortex	RMW Motorsport/ADAC Pfalz e.V.	13	45.842	0.699	13	86,933
6	44	Maximilian Bösing (R)	GER-Heiligenhaus	Exprit/Vortex	Schumacher Racing Team/ADAC Nordrhei	13	45.874	0.731	10	86,873
7	42	Philip Wiskirchen (R)	GER-Euskirchen	Exprit/Vortex	RMW Motorsport/ADAC Nordrhein e.V.	11	45.892	0.749	11	86,839
8	16	Elijah Alessandro Saia (R)	GER-Deggingen	Exprit/Vortex	Parolin Deutschland MSR/WSTADAC Württ	13	45.962	0.819	10	86,706
9	8	Janick Söhner	GER-Neulussheim	Exprit/Vortex	ADAC Nordbaden e.V./	13	46.012	0.869	11	86,612
10	66	Nick Deissler	GER-Obertshausen	Exprit/Vortex	RMW Motorsport/	11	46.166	1.023	7	86,323
11	24	Keziah Leon König (R)	GER-Duisburg	Exprit/Vortex	RMW Motorsport/ADAC Nordrhein e.V.	12	46.601	1.458	9	85,517
12	77	Franz Baumheier (R)	GER-Lauf an der Pegnitz	Exprit/Vortex	Schumacher Racing Team/	12	46.737	1.594	6	85,269
13	7	Colin Jamie Bönighausen	GER-Isernhagen	Exprit/Vortex	KSM Schumacher Racing Team /ADAC Nie	4	48.149	3.006	2	82,768
14	5	Torben Gröndahl	GER-Hamburg	Exprit/Vortex	Team Hemkemeyer/MSC Groß Dölln e.V. ir				0	-
15	2	Leonardo Rodrigues (R)	GER-Pfungstadt	Exprit/Vortex	RMW Motorsport/				0	-

Bemerkungen

5 ohne Transponder

Reg-Nr.:200/2018

Orbits

Zeitnahme Monika Riehmers:



Rennleiter Andreas Schwarz:



Sportkommissar Peter Fricke:



Gedruckt: 22.07.2018 09:44:07

Aushang: h

www.mylaps.com

Lizensiert für Camp Company

ADAC Kart Masters Kerpen

ADAC Kart Academy

Erftlanding Kerpen 1,107 Km

Warm Up

22.07.2018 09:30

Training (10:00 Zeit) gestartet um 9:32:45

Runde	Rundenzeit	Diff.	Tageszeit
(12) Fabio Rauer (R)			
1	50.264	+5.121	9:34:24.865
2	46.723	+1.580	9:35:11.588
3	46.564	+1.421	9:35:58.152
4	46.225	+1.082	9:36:44.377
5	45.937	+0.794	9:37:30.314
6	45.975	+0.832	9:38:16.289
7	46.174	+1.031	9:39:02.463
8	45.590	+0.447	9:39:48.053
9	45.346	+0.203	9:40:33.399
10	45.417	+0.274	9:41:18.816
11	45.143		9:42:03.959
12	45.489	+0.346	9:42:49.448

Runde	Rundenzeit	Diff.	Tageszeit
(37) Piet Matthes (R)			
1	49.684	+4.256	9:33:55.980
2	47.986	+2.558	9:34:43.966
3	55.848	+10.420	9:35:39.814
4	46.192	+0.764	9:36:26.006
5	46.006	+0.578	9:37:12.012
6	45.715	+0.287	9:37:57.727
7	45.839	+0.411	9:38:43.566
8	45.524	+0.096	9:39:29.090
9	45.653	+0.225	9:40:14.743
10	45.896	+0.468	9:41:00.639
11	45.428		9:41:46.067
12	46.371	+0.943	9:42:32.438
13	45.772	+0.344	9:43:18.210

Runde	Rundenzeit	Diff.	Tageszeit
(71) Yuri Tenhaeff (R)			
1	51.580	+6.013	9:34:18.896
2	47.235	+1.668	9:35:06.131
3	46.563	+0.996	9:35:52.694
4	46.150	+0.583	9:36:38.844
5	48.345	+2.778	9:37:27.189
6	46.311	+0.744	9:38:13.500
7	46.095	+0.528	9:38:59.595
8	45.909	+0.342	9:39:45.504
9	45.837	+0.270	9:40:31.341
10	45.646	+0.079	9:41:16.987
11	45.567		9:42:02.554
12	45.804	+0.237	9:42:48.358

Runde	Rundenzeit	Diff.	Tageszeit
(33) Can Sener (R)			
1	50.391	+4.717	9:34:00.094
2	48.075	+2.401	9:34:48.169
3	47.197	+1.523	9:35:35.366
4	46.422	+0.748	9:36:21.788
5	46.314	+0.640	9:37:08.102
6	46.107	+0.433	9:37:54.209
7	46.446	+0.772	9:38:40.655
8	46.350	+0.676	9:39:27.005
9	45.674		9:40:12.679
10	45.759	+0.085	9:40:58.438
11	46.095	+0.421	9:41:44.533
12	46.203	+0.529	9:42:30.736
13	45.882	+0.208	9:43:16.618

Runde	Rundenzeit	Diff.	Tageszeit
(72) Lukas Schächer (R)			
1	53.576	+7.734	9:33:53.869
2	49.357	+3.515	9:34:43.226
3	48.507	+2.665	9:35:31.733
4	47.791	+1.949	9:36:19.524
5	47.470	+1.628	9:37:06.994
6	46.968	+1.126	9:37:53.962

Runde	Rundenzeit	Diff.	Tageszeit
7	46.613	+0.771	9:38:40.575
8	47.153	+1.311	9:39:27.728
9	46.875	+1.033	9:40:14.603
10	46.966	+1.124	9:41:01.569
11	46.137	+0.295	9:41:47.706
12	46.532	+0.690	9:42:34.238
13	45.842		9:43:20.080

Runde	Rundenzeit	Diff.	Tageszeit
(44) Maximilian Bösing (R)			
1	50.250	+4.376	9:33:58.464
2	47.432	+1.558	9:34:45.896
3	47.026	+1.152	9:35:32.922
4	46.703	+0.829	9:36:19.625
5	46.607	+0.733	9:37:06.232
6	46.179	+0.305	9:37:52.411
7	46.205	+0.331	9:38:38.616
8	45.971	+0.097	9:39:24.587
9	45.883	+0.009	9:40:10.470
10	45.874		9:40:56.344
11	46.290	+0.416	9:41:42.634
12	46.294	+0.420	9:42:28.928
13	46.121	+0.247	9:43:15.049

Runde	Rundenzeit	Diff.	Tageszeit
(42) Philip Wiskirchen (R)			
1	51.314	+5.422	9:33:54.831
2	48.377	+2.485	9:34:43.208
3	46.888	+0.996	9:35:30.096
4	46.487	+0.595	9:36:16.583
5	46.658	+0.766	9:37:03.241
6	46.211	+0.319	9:37:49.452
7	46.632	+0.740	9:38:36.084
8	1:50.208	+1:04.316	9:40:26.292
9	47.668	+1.776	9:41:13.960
10	46.180	+0.288	9:42:00.140
11	45.892		9:42:46.032

Runde	Rundenzeit	Diff.	Tageszeit
(16) Elijah Alessandro Saia (R)			
1	52.386	+6.424	9:33:54.030
2	48.070	+2.108	9:34:42.100
3	47.316	+1.354	9:35:29.416
4	46.791	+0.829	9:36:16.207
5	47.621	+1.659	9:37:03.828
6	46.680	+0.718	9:37:50.508
7	46.431	+0.469	9:38:36.939
8	46.636	+0.674	9:39:23.575
9	46.446	+0.484	9:40:10.021
10	45.962		9:40:55.983
11	46.361	+0.399	9:41:42.344
12	51.178	+5.216	9:42:33.522
13	46.230	+0.268	9:43:19.752

Runde	Rundenzeit	Diff.	Tageszeit
(8) Janick Söhner			
1	50.343	+4.331	9:34:00.428
2	47.831	+1.819	9:34:48.259
3	47.429	+1.417	9:35:35.688
4	46.421	+0.409	9:36:22.109
5	46.384	+0.372	9:37:08.493
6	46.139	+0.127	9:37:54.632
7	46.422	+0.410	9:38:41.054
8	46.416	+0.404	9:39:27.470
9	46.091	+0.079	9:40:13.561
10	46.154	+0.142	9:40:59.715
11	46.012		9:41:45.727
12	46.575	+0.563	9:42:32.302
13	46.976	+0.964	9:43:19.278

Runde	Rundenzeit	Diff.	Tageszeit
(66) Nick Deissler			
1	49.646	+3.480	9:33:47.728
2	46.941	+0.775	9:34:34.669
3	47.155	+0.989	9:35:21.824
4	46.517	+0.351	9:36:08.341
5	1:38.976	+52.810	9:37:47.317
6	50.161	+3.995	9:38:37.478
7	46.166		9:39:23.644
8	46.505	+0.339	9:40:10.149
9	1:00.965	+14.799	9:41:11.114
10	47.519	+1.353	9:41:58.633
11	46.264	+0.098	9:42:44.897

Runde	Rundenzeit	Diff.	Tageszeit
(24) Keziah Leon König (R)			
1	54.262	+7.661	9:34:11.984
2	49.455	+2.854	9:35:01.439
3	48.805	+2.204	9:35:50.244
4	47.884	+1.283	9:36:38.128
5	49.105	+2.504	9:37:27.233
6	47.991	+1.390	9:38:15.224
7	47.105	+0.504	9:39:02.329
8	47.147	+0.546	9:39:49.476
9	46.601		9:40:36.077
10	46.947	+0.346	9:41:23.024
11	46.752	+0.151	9:42:09.776
12	47.607	+1.006	9:42:57.383

Runde	Rundenzeit	Diff.	Tageszeit
(77) Franz Baumheier (R)			
1	52.750	+6.013	9:34:04.481
2	49.689	+2.952	9:34:54.170
3	47.807	+1.070	9:35:41.977
4	47.336	+0.599	9:36:29.313
5	46.890	+0.153	9:37:16.203
6	46.737		9:38:02.940
7	46.947	+0.210	9:38:49.887
8	46.860	+0.123	9:39:36.747
9	46.806	+0.069	9:40:23.553
10	46.956	+0.219	9:41:10.509
11	47.212	+0.475	9:41:57.721
12	47.778	+1.041	9:42:45.499

Runde	Rundenzeit	Diff.	Tageszeit
(7) Colin Jamie Bönighausen			
1	53.189	+5.040	9:34:12.109
2	48.149		9:35:00.258
3	1:35.218	+47.069	9:36:35.476
4	54.878	+6.729	9:37:30.354

Reg-Nr.:200/2018

Orbits

Zeitnahme Monika Riehmers:

Rennleiter Andreas Schwarz:

www.mylaps.com

Sportkommissar Peter Fricke:

Lizensiert für Camp Company

Gedruckt: 22.07.2018 09:45:04

Aushang: h

ADAC Kart Masters Kerpen

ADAC Kart Academy

Erftlanding Kerpen 1,107 Km

Rennen 20 Lauf 2

22.07.2018 12:15

Rennen (15 Runden) gestartet um 12:15:04

Pos.	Nr.	Name	Nat-Wohnort	Fabrikat	Bewerber/Sponsor	Rnd.	Gesamtzeit	Diff.	Beste Zeit	In Rd.	Pkt.
1	12	Fabio Rauer (R)	GER-Stolberg	Exprit/Vortex	KSM Schumacher Racing Team /ADAC I	15	11:30.847		45.540	11	25
2	37	Piet Matthes (R)	GER-Großschirma/ Sie	Exprit/Vortex	KSM Schumacher Racing Team	15	11:30.967	0.120	45.336	10	20
3	71	Yuri Tenhaeff (R)	GER-Berlin	Exprit/Vortex	RMW Motorsport/ADAC Berlin-Brandent	15	11:33.077	2.230	45.582	8	16
4	5	Torben Gröndahl	GER-Hamburg	Exprit/Vortex	Team Hemkemeyer/MSC Groß Dölln e.v	15	11:33.446	2.599	45.534	14	13
5	44	Maximilian Bösing (R)	GER-Heiligenhaus	Exprit/Vortex	Schumacher Racing Team/ADAC Nordrt	15	11:40.365	9.518	45.994	9	11
6	8	Janick Söhner	GER-Neulussheim	Exprit/Vortex	ADAC Nordbaden e.V./	15	11:40.789	9.942	46.177	14	10
7	66	Nick Deissler	GER-Obertshausen	Exprit/Vortex	RMW Motorsport/	15	11:40.917	10.070	45.855	11	9
8	33	Can Sener (R)	GER-Stuttgart	Exprit/Vortex	Team Kartsport Klimm/ADAC Baden-Wü	15	11:41.134	10.287	45.859	8	8
9	7	Colin Jamie Bönighauser	GER-Isernhagen	Exprit/Vortex	KSM Schumacher Racing Team /ADAC I	15	11:41.298	10.451	45.832	11	7
10	42	Philip Wiskirchen (R)	GER-Euskirchen	Exprit/Vortex	RMW Motorsport/ADAC Nordrhein e.V.	15	11:47.137	16.290	46.005	11	6
11	72	Lukas Schächer (R)	GER-Steinhöring	Exprit/Vortex	RMW Motorsport/ADAC Pfalz e.V.	15	11:47.732	16.885	46.360	13	5
12	24	Keziah Leon König (R)	GER-Duisburg	Exprit/Vortex	RMW Motorsport/ADAC Nordrhein e.V.	15	11:50.806	19.959	46.544	12	4
13	77	Franz Baumheier (R)	GER-Lauf an der Pegn	Exprit/Vortex	Schumacher Racing Team/	15	11:51.003	20.156	46.361	12	3

Nicht Klassifiziert (75% = 11 Rnd.)

DNF	2	Leonardo Rodrigues (R)	GER-Pfungstadt	Exprit/Vortex	RMW Motorsport/	10	7:56.351	DNF	47.005	8	0
DNS	16	Elijah Alessandro Saia (F)	GER-Deggingen	Exprit/Vortex	Parolin Deutschland MSR/WSTADAC Wi			DNS		0	0

Bemerkungen

Ergebnis vorbehaltlich technischen und sportlichen Nachuntersuchung

Gestartet: 14 Gewertet: 13 nicht Gewertet: 1

Vorsprung	Ø km/h	Beste Rundenzeit	km/h	Beste Runde von
0.120	86,529	45.336	87,904	37 - Piet Matthes (R)

Reg-Nr.:200/2018

Orbits

Zeitnahme Monika Riehmers:



Rennleiter Andreas Schwarz:



www.mylaps.com

Sportkommissar Peter Fricke:



Lizenziert für Camp Company

Gedruckt: 22.07.2018 12:55:51

Aushang: h

ADAC Kart Masters Kerpen

ADAC Kart Academy

Erftlanding Kerpen 1,107 Km

Rennen 20 Lauf 2

22.07.2018 12:15

Rennen (15 Runden) gestartet um 12:15:04

Runde	Rundenzeit	Diff.	Tageszeit
(12) Fabio Rauer (R)			
1	48.093	+2.553	12:15:52.718
2	46.631	+1.091	12:16:39.349
3	46.574	+1.034	12:17:25.923
4	46.108	+0.568	12:18:12.031
5	45.972	+0.432	12:18:58.003
6	45.775	+0.235	12:19:43.778
7	45.673	+0.133	12:20:29.451
8	45.626	+0.086	12:21:15.077
9	45.590	+0.050	12:22:00.667
10	45.551	+0.011	12:22:46.218
11	45.540		12:23:31.758
12	45.821	+0.281	12:24:17.579
13	46.168	+0.628	12:25:03.747
14	45.823	+0.283	12:25:49.570
15	45.902	+0.362	12:26:35.472

Runde	Rundenzeit	Diff.	Tageszeit
(37) Piet Matthes (R)			
1	48.208	+2.872	12:15:52.843
2	47.044	+1.708	12:16:39.887
3	46.629	+1.293	12:17:26.516
4	46.135	+0.799	12:18:12.651
5	45.890	+0.554	12:18:58.541
6	45.618	+0.282	12:19:44.159
7	45.522	+0.186	12:20:29.681
8	45.685	+0.349	12:21:15.366
9	45.631	+0.295	12:22:00.997
10	45.336		12:22:46.333
11	45.615	+0.279	12:23:31.948
12	45.735	+0.399	12:24:17.683
13	45.859	+0.523	12:25:03.542
14	46.232	+0.896	12:25:49.774
15	45.818	+0.482	12:26:35.592

Runde	Rundenzeit	Diff.	Tageszeit
(71) Yuri Tenhaeff (R)			
1	48.611	+3.029	12:15:53.373
2	47.272	+1.690	12:16:40.645
3	46.581	+0.999	12:17:27.226
4	46.087	+0.505	12:18:13.313
5	45.967	+0.385	12:18:59.280
6	45.921	+0.339	12:19:45.201
7	45.789	+0.207	12:20:30.990
8	45.582		12:21:16.572
9	45.616	+0.034	12:22:02.188
10	46.244	+0.662	12:22:48.432
11	45.663	+0.081	12:23:34.095
12	45.597	+0.015	12:24:19.692
13	46.109	+0.527	12:25:05.801
14	45.659	+0.077	12:25:51.460
15	46.242	+0.660	12:26:37.702

Runde	Rundenzeit	Diff.	Tageszeit
(5) Torben Gründahl			
1	48.361	+2.827	12:15:53.116
2	47.214	+1.680	12:16:40.330
3	46.447	+0.913	12:17:26.777
4	46.147	+0.613	12:18:12.924
5	46.098	+0.564	12:18:59.022
6	45.821	+0.287	12:19:44.843
7	45.660	+0.126	12:20:30.503
8	45.561	+0.027	12:21:16.064
9	46.027	+0.493	12:22:02.091
10	46.596	+1.062	12:22:48.687
11	45.642	+0.108	12:23:34.329
12	45.600	+0.066	12:24:19.929
13	46.219	+0.685	12:25:06.148

Runde	Rundenzeit	Diff.	Tageszeit
14	45.534		12:25:51.682
15	46.389	+0.855	12:26:38.071

Runde	Rundenzeit	Diff.	Tageszeit
(44) Maximilian Bösing (R)			
1	48.973	+2.979	12:15:54.470
2	47.453	+1.459	12:16:41.923
3	47.057	+1.063	12:17:28.980
4	46.396	+0.402	12:18:15.376
5	46.313	+0.319	12:19:01.689
6	46.501	+0.507	12:19:48.190
7	46.229	+0.235	12:20:34.419
8	46.255	+0.261	12:21:20.674
9	45.994		12:22:06.668
10	46.315	+0.321	12:22:52.983
11	46.102	+0.108	12:23:39.085
12	46.652	+0.658	12:24:25.737
13	46.236	+0.242	12:25:11.973
14	46.347	+0.353	12:25:58.320
15	46.670	+0.676	12:26:44.990

Runde	Rundenzeit	Diff.	Tageszeit
(8) Janick Söhner			
1	48.816	+2.639	12:15:53.842
2	47.279	+1.102	12:16:41.121
3	46.890	+0.713	12:17:28.011
4	46.783	+0.606	12:18:14.794
5	46.532	+0.355	12:19:01.326
6	46.228	+0.051	12:19:47.554
7	46.314	+0.137	12:20:33.868
8	46.419	+0.242	12:21:20.287
9	46.224	+0.047	12:22:06.511
10	46.709	+0.532	12:22:53.220
11	46.328	+0.151	12:23:39.548
12	46.419	+0.242	12:24:25.967
13	46.246	+0.069	12:25:12.213
14	46.177		12:25:58.390
15	47.024	+0.847	12:26:45.414

Runde	Rundenzeit	Diff.	Tageszeit
(66) Nick Deissler			
1	49.343	+3.488	12:15:55.894
2	47.843	+1.988	12:16:43.737
3	47.185	+1.330	12:17:30.922
4	46.597	+0.742	12:18:17.519
5	46.274	+0.419	12:19:03.793
6	46.237	+0.382	12:19:50.030
7	45.994	+0.139	12:20:36.024
8	46.105	+0.250	12:21:22.129
9	46.245	+0.390	12:22:08.374
10	46.035	+0.180	12:22:54.409
11	45.855		12:23:40.264
12	46.123	+0.268	12:24:26.387
13	46.139	+0.284	12:25:12.526
14	46.143	+0.288	12:25:58.669
15	46.873	+1.018	12:26:45.542

Runde	Rundenzeit	Diff.	Tageszeit
(33) Can Sener (R)			
1	48.951	+3.092	12:15:54.368
2	48.126	+2.267	12:16:42.494
3	47.326	+1.467	12:17:29.820
4	46.471	+0.612	12:18:16.291
5	46.573	+0.714	12:19:02.864
6	46.182	+0.323	12:19:49.046
7	46.049	+0.190	12:20:35.095
8	45.859		12:21:20.954
9	46.201	+0.342	12:22:07.155
10	46.363	+0.504	12:22:53.518
11	46.223	+0.364	12:23:39.741

Runde	Rundenzeit	Diff.	Tageszeit
12	46.469	+0.610	12:24:26.210
13	46.213	+0.354	12:25:12.423
14	46.677	+0.818	12:25:59.100
15	46.659	+0.800	12:26:45.759

Runde	Rundenzeit	Diff.	Tageszeit
(7) Colin Jamie Bönighausen			
1	50.762	+4.930	12:15:55.670
2	48.036	+2.204	12:16:43.706
3	47.103	+1.271	12:17:30.809
4	47.011	+1.179	12:18:17.820
5	46.885	+1.053	12:19:04.705
6	46.163	+0.331	12:19:50.868
7	45.955	+0.123	12:20:36.823
8	46.144	+0.312	12:21:22.967
9	46.017	+0.185	12:22:08.984
10	45.836	+0.004	12:22:54.820
11	45.832		12:23:40.652
12	45.896	+0.064	12:24:26.548
13	46.224	+0.392	12:25:12.772
14	46.693	+0.861	12:25:59.465
15	46.458	+0.626	12:26:45.923

Runde	Rundenzeit	Diff.	Tageszeit
(42) Philip Wiskirchen (R)			
1	50.280	+4.275	12:15:56.325
2	48.288	+2.283	12:16:44.613
3	47.581	+1.576	12:17:32.194
4	46.835	+0.830	12:18:19.029
5	47.079	+1.074	12:19:06.108
6	46.648	+0.643	12:19:52.756
7	47.259	+1.254	12:20:40.015
8	46.831	+0.826	12:21:26.846
9	46.796	+0.791	12:22:13.642
10	46.758	+0.753	12:23:00.400
11	46.005		12:23:46.405
12	46.434	+0.429	12:24:32.839
13	46.448	+0.443	12:25:19.287
14	46.122	+0.117	12:26:05.409
15	46.353	+0.348	12:26:51.762

Runde	Rundenzeit	Diff.	Tageszeit
(72) Lukas Schächer (R)			
1	49.669	+3.309	12:15:55.213
2	47.978	+1.618	12:16:43.191
3	47.440	+1.080	12:17:30.631
4	47.742	+1.382	12:18:18.373
5	47.193	+0.833	12:19:05.566
6	46.908	+0.548	12:19:52.474
7	47.077	+0.717	12:20:39.551
8	46.639	+0.279	12:21:26.190
9	46.632	+0.272	12:22:12.822
10	46.408	+0.048	12:22:59.230
11	46.847	+0.487	12:23:46.077
12	46.571	+0.211	12:24:32.648
13	46.360		12:25:19.008
14	46.819	+0.459	12:26:05.827
15	46.530	+0.170	12:26:52.357

Runde	Rundenzeit	Diff.	Tageszeit
(24) Keziah Leon König (R)			
1	50.123	+3.579	12:15:55.818
2	48.551	+2.007	12:16:44.369
3	47.633	+1.089	12:17:32.002
4	47.612	+1.068	12:18:19.614
5	47.091	+0.547	12:19:06.705
6	46.650	+0.106	12:19:53.355
7	47.126	+0.582	12:20:40.481
8	46.726	+0.182	12:21:27.207
9	46.845	+0.301	12:22:14.052

ADAC Kart Masters Kerpen

ADAC Kart Academy

Erftlanding Kerpen 1,107 Km

Rennen 20 Lauf 2

22.07.2018 12:15

Rennen (15 Runden) gestartet um 12:15:04

Runde	Rundenzeit	Diff.	Tageszeit
10	47.088	+0.544	12:23:01.140
11	47.325	+0.781	12:23:48.465
12	46.544		12:24:35.009
13	46.793	+0.249	12:25:21.802
14	46.676	+0.132	12:26:08.478
15	46.953	+0.409	12:26:55.431

(77) Franz Baumheier (R)

Runde	Rundenzeit	Diff.	Tageszeit
1	50.651	+4.290	12:15:56.559
2	48.293	+1.932	12:16:44.852
3	48.312	+1.951	12:17:33.164
4	47.437	+1.076	12:18:20.601
5	47.511	+1.150	12:19:08.112
6	46.862	+0.501	12:19:54.974
7	47.072	+0.711	12:20:42.046
8	47.002	+0.641	12:21:29.048
9	46.772	+0.411	12:22:15.820
10	46.895	+0.534	12:23:02.715
11	46.839	+0.478	12:23:49.554
12	46.361		12:24:35.915
13	46.431	+0.070	12:25:22.346
14	46.753	+0.392	12:26:09.099
15	46.529	+0.168	12:26:55.628

(2) Leonardo Rodrigues (R)

Runde	Rundenzeit	Diff.	Tageszeit
1	48.921	+1.916	12:15:54.249
2	47.626	+0.621	12:16:41.875
3	48.102	+1.097	12:17:29.977
4	47.308	+0.303	12:18:17.285
5	47.175	+0.170	12:19:04.460
6	47.304	+0.299	12:19:51.764
7	47.263	+0.258	12:20:39.027
8	47.005		12:21:26.032
9	47.503	+0.498	12:22:13.535
10	47.441	+0.436	12:23:00.976

Runde Rundenzeit Diff. Tageszeit

Runde Rundenzeit Diff. Tageszeit



ADAC Kart Masters Kerpen

ADAC Kart Academy


Ertflanding Kerpen 1,107 Km

Rennen 27 Lauf 3

22.07.2018 16:05

Rennen (15 Runden)

8	16	
	15	
7	24	2
	13	
6	72	77
	11	
5	42	8
	9	
4	33	44
	7	
3	7	66
	5	
2	12	71
	3	
1	37	5
	POLE POSITION 1	2



ADAC Kart Masters Kerpen

ADAC Kart Academy

Erftlanding Kerpen 1,107 Km

Rennen 27 Lauf 3

22.07.2018 16:05

Rennen (15 Runden) gestartet um 16:03:20

Pos.	Nr.	Name	Nat-Wohnort	Fabrikat	Bewerber/Sponsor	Rnd.	Gesamtzeit	Diff.	Beste Zeit	In Rd.	Pkt.
1	12	Fabio Rauer (R)	GER-Stolberg	Exprit/Vortex	KSM Schumacher Racing Team /ADAC I	15	11:34.236		45.310	13	25
2	5	Torben Gründahl	GER-Hamburg	Exprit/Vortex	Team Hemkemeyer/MSC Groß Dölln e.V	15	11:36.214	1.978	45.422	13	20
3	71	Yuri Tenhaeff (R)	GER-Berlin	Exprit/Vortex	RMW Motorsport/ADAC Berlin-Brandent	15	11:36.379	2.143	45.213	13	16
4	37	Piet Matthes (R)	GER-Großschirma/ Sie	Exprit/Vortex	KSM Schumacher Racing Team	15	11:39.388	5.152	45.580	11	13
5	7	Colin Jamie Bönighauser	GER-Isernhagen	Exprit/Vortex	KSM Schumacher Racing Team /ADAC I	15	11:45.180	10.944	45.829	15	11
6	44	Maximilian Bösing (R)	GER-Heiligenhaus	Exprit/Vortex	Schumacher Racing Team/ADAC Nordrt	15	11:46.213	11.977	46.057	12	10
7	8	Janick Söhner	GER-Neulussheim	Exprit/Vortex	ADAC Nordbaden e.V./	15	11:47.276	13.040	46.027	13	9
8	33	Can Sener (R)	GER-Stuttgart	Exprit/Vortex	Team Kartsport Klimm/ADAC Baden-Wü	15	11:47.454	13.218	45.981	13	8
9	16	Elijah Alessandro Saia (F)	GER-Deggingen	Exprit/Vortex	Parolin Deutschland MSR/WSTADAC Wt	15	11:48.368	14.132	46.180	15	7
10	66	Nick Deissler	GER-Obertshausen	Exprit/Vortex	RMW Motorsport/	15	11:50.003	15.767	45.981	10	6
11	77	Franz Baumheier (R)	GER-Lauf an der Pegn	Exprit/Vortex	Schumacher Racing Team/	15	11:51.093	16.857	46.394	12	5
12	42	Philip Wiskirchen (R)	GER-Euskirchen	Exprit/Vortex	RMW Motorsport/ADAC Nordrhein e.V.	15	11:53.876	19.640	46.609	11	4
13	72	Lukas Schächer (R)	GER-Steinhöring	Exprit/Vortex	RMW Motorsport/ADAC Pfalz e.V.	15	11:54.131	19.895	46.331	12	3
14	24	Keziah Leon König (R)	GER-Duisburg	Exprit/Vortex	RMW Motorsport/ADAC Nordrhein e.V.	15	11:58.840	24.604	46.591	14	2
15	2	Leonardo Rodrigues (R)	GER-Pfungstadt	Exprit/Vortex	RMW Motorsport/	15	11:59.474	25.238	46.743	14	1

Bemerkungen

Ergebnis vorbehaltlich technischen und sportlichen Nachuntersuchung

Gestartet: 15 Gewertet: 15 nicht Gewertet: 0

66 + 5 sec rote Linie

Vorsprung	Ø km/h	Beste Rundenzeit	km/h	Beste Runde von
1.978	86,106	45.213	88,143	71 - Yuri Tenhaeff (R)

Reg-Nr.:200/2018

Orbits

Zeitnahme Monika Riehmers:



Rennleiter Andreas Schwarz:



www.mylaps.com

Sportkommissar Peter Fricke:



Lizenziert für Camp Company

Gedruckt: 22.07.2018 16:29:56

Aushang: h

ADAC Kart Masters Kerpen

ADAC Kart Academy

Erftlanding Kerpen 1,107 Km

Rennen 27 Lauf 3

22.07.2018 16:05

Rennen (15 Runden) gestartet um 16:03:20

Runde	Rundenzeit	Diff.	Tageszeit
(12) Fabio Rauer (R)			
1	49.998	+4.688	16:04:10.339
2	47.382	+2.072	16:04:57.721
3	47.318	+2.008	16:05:45.039
4	46.323	+1.013	16:06:31.362
5	46.231	+0.921	16:07:17.593
6	46.117	+0.807	16:08:03.710
7	45.826	+0.516	16:08:49.536
8	45.493	+0.183	16:09:35.029
9	45.792	+0.482	16:10:20.821
10	45.624	+0.314	16:11:06.445
11	46.063	+0.753	16:11:52.508
12	45.503	+0.193	16:12:38.011
13	45.310		16:13:23.321
14	45.511	+0.201	16:14:08.832
15	45.650	+0.340	16:14:54.482

Runde	Rundenzeit	Diff.	Tageszeit
(5) Torben Gröndahl			
1	50.753	+5.331	16:04:11.015
2	48.328	+2.906	16:04:59.343
3	47.801	+2.379	16:05:47.144
4	46.607	+1.185	16:06:33.751
5	45.937	+0.515	16:07:19.688
6	45.801	+0.379	16:08:05.489
7	46.103	+0.681	16:08:51.592
8	45.751	+0.329	16:09:37.343
9	45.752	+0.330	16:10:23.095
10	45.625	+0.203	16:11:08.720
11	45.662	+0.240	16:11:54.382
12	45.537	+0.115	16:12:39.919
13	45.422		16:13:25.341
14	45.457	+0.035	16:14:10.798
15	45.662	+0.240	16:14:56.460

Runde	Rundenzeit	Diff.	Tageszeit
(71) Yuri Tenhaeff (R)			
1	50.375	+5.162	16:04:10.750
2	48.326	+3.113	16:04:59.076
3	47.900	+2.687	16:05:46.976
4	46.943	+1.730	16:06:33.919
5	46.468	+1.255	16:07:20.387
6	45.968	+0.755	16:08:06.355
7	45.809	+0.596	16:08:52.164
8	46.183	+0.970	16:09:38.347
9	45.810	+0.597	16:10:24.157
10	45.479	+0.266	16:11:09.636
11	45.574	+0.361	16:11:55.210
12	45.469	+0.256	16:12:40.679
13	45.213		16:13:25.892
14	45.342	+0.129	16:14:11.234
15	45.391	+0.178	16:14:56.625

Runde	Rundenzeit	Diff.	Tageszeit
(37) Piet Matthes (R)			
1	49.855	+4.275	16:04:10.101
2	48.452	+2.872	16:04:58.553
3	47.229	+1.649	16:05:45.782
4	46.801	+1.221	16:06:32.583
5	46.441	+0.861	16:07:19.024
6	46.101	+0.521	16:08:05.125
7	46.060	+0.480	16:08:51.185
8	47.482	+1.902	16:09:38.667
9	46.032	+0.452	16:10:24.699
10	45.767	+0.187	16:11:10.466
11	45.580		16:11:56.046
12	45.643	+0.063	16:12:41.689
13	45.777	+0.197	16:13:27.466

Runde	Rundenzeit	Diff.	Tageszeit
14	45.925	+0.345	16:14:13.391
15	46.243	+0.663	16:14:59.634
(7) Colin Jamie Bönighausen			
1	51.387	+5.558	16:04:11.918
2	48.308	+2.479	16:05:00.226
3	48.278	+2.449	16:05:48.504
4	46.918	+1.089	16:06:35.422
5	46.561	+0.732	16:07:21.983
6	46.548	+0.719	16:08:08.531
7	46.514	+0.685	16:08:55.045
8	46.457	+0.628	16:09:41.502
9	46.219	+0.390	16:10:27.721
10	46.025	+0.196	16:11:13.746
11	46.093	+0.264	16:11:59.839
12	46.138	+0.309	16:12:45.977
13	47.549	+1.720	16:13:33.526
14	46.071	+0.242	16:14:19.597
15	45.829		16:15:05.426

Runde	Rundenzeit	Diff.	Tageszeit
(44) Maximilian Bösing (R)			
1	50.140	+4.083	16:04:10.632
2	48.324	+2.267	16:04:58.956
3	48.871	+2.814	16:05:47.827
4	46.940	+0.883	16:06:34.767
5	46.822	+0.765	16:07:21.589
6	46.652	+0.595	16:08:08.241
7	46.541	+0.484	16:08:54.782
8	46.292	+0.235	16:09:41.074
9	46.386	+0.329	16:10:27.460
10	46.173	+0.116	16:11:13.633
11	46.847	+0.790	16:12:00.480
12	46.057		16:12:46.537
13	46.834	+0.777	16:13:33.371
14	46.754	+0.697	16:14:20.125
15	46.334	+0.277	16:15:06.459

Runde	Rundenzeit	Diff.	Tageszeit
(8) Janick Söhner			
1	50.625	+4.598	16:04:11.374
2	48.374	+2.347	16:04:59.748
3	48.275	+2.248	16:05:48.023
4	47.026	+0.999	16:06:35.049
5	46.867	+0.840	16:07:21.916
6	47.203	+1.176	16:08:09.119
7	46.488	+0.461	16:08:55.607
8	46.422	+0.395	16:09:42.029
9	47.098	+1.071	16:10:29.127
10	46.764	+0.737	16:11:15.891
11	46.581	+0.554	16:12:02.472
12	46.535	+0.508	16:12:49.007
13	46.027		16:13:35.034
14	46.101	+0.074	16:14:21.135
15	46.387	+0.360	16:15:07.522

Runde	Rundenzeit	Diff.	Tageszeit
(33) Can Sener (R)			
1	50.932	+4.951	16:04:11.578
2	48.435	+2.454	16:05:00.013
3	48.639	+2.658	16:05:48.652
4	47.016	+1.035	16:06:35.668
5	47.039	+1.058	16:07:22.707
6	46.680	+0.699	16:08:09.387
7	46.531	+0.550	16:08:55.918
8	46.272	+0.291	16:09:42.190
9	47.042	+1.061	16:10:29.232
10	47.460	+1.479	16:11:16.692
11	46.247	+0.266	16:12:02.939

Runde	Rundenzeit	Diff.	Tageszeit
12	46.503	+0.522	16:12:49.442
13	45.981		16:13:35.423
14	46.044	+0.063	16:14:21.467
15	46.233	+0.252	16:15:07.700
(16) Elijah Alessandro Saia (R)			
1	51.984	+5.804	16:04:12.911
2	48.986	+2.806	16:05:01.897
3	47.928	+1.748	16:05:49.825
4	47.318	+1.138	16:06:37.143
5	47.269	+1.089	16:07:24.412
6	46.542	+0.362	16:08:10.954
7	46.392	+0.212	16:08:57.346
8	46.809	+0.629	16:09:44.155
9	46.602	+0.422	16:10:30.757
10	46.562	+0.382	16:11:17.319
11	46.310	+0.130	16:12:03.629
12	46.279	+0.099	16:12:49.908
13	46.314	+0.134	16:13:36.222
14	46.212	+0.032	16:14:22.434
15	46.180		16:15:08.614

Runde	Rundenzeit	Diff.	Tageszeit
(66) Nick Deissler			
1	50.471	+4.490	16:04:11.118
2	48.548	+2.567	16:04:59.666
3	48.605	+2.624	16:05:48.271
4	46.995	+1.014	16:06:35.266
5	46.943	+0.962	16:07:22.209
6	46.538	+0.557	16:08:08.747
7	46.392	+0.411	16:08:55.139
8	46.509	+0.528	16:09:41.648
9	46.246	+0.265	16:10:27.894
10	45.981		16:11:13.875
11	46.123	+0.142	16:11:59.998
12	46.136	+0.155	16:12:46.134
13	46.988	+1.007	16:13:33.122
14	46.112	+0.131	16:14:19.234
15	46.015	+0.034	16:15:05.249

Runde	Rundenzeit	Diff.	Tageszeit
(77) Franz Baumheier (R)			
1	51.377	+4.983	16:04:12.247
2	48.300	+1.906	16:05:00.547
3	48.510	+2.116	16:05:49.057
4	47.178	+0.784	16:06:36.235
5	47.166	+0.772	16:07:23.401
6	46.892	+0.498	16:08:10.293
7	46.818	+0.424	16:08:57.111
8	47.242	+0.848	16:09:44.353
9	46.838	+0.444	16:10:31.191
10	46.692	+0.298	16:11:17.883
11	46.848	+0.454	16:12:04.731
12	46.394		16:12:51.125
13	46.763	+0.369	16:13:37.888
14	46.714	+0.320	16:14:24.602
15	46.737	+0.343	16:15:11.339

Runde	Rundenzeit	Diff.	Tageszeit
(42) Philip Wiskirchen (R)			
1	51.757	+5.148	16:04:12.514
2	49.011	+2.402	16:05:01.525
3	48.118	+1.509	16:05:49.643
4	48.163	+1.554	16:06:37.806
5	47.220	+0.611	16:07:25.026
6	47.588	+0.979	16:08:12.614
7	46.853	+0.244	16:08:59.467
8	46.983	+0.374	16:09:46.450
9	46.849	+0.240	16:10:33.299

Reg-Nr.:200/2018

Orbits

Zeitnahme Monika Riehmers:

Rennleiter Andreas Schwarz:

Sportkommissar Peter Fricke:

Gedruckt: 22.07.2018 16:30:51

Aushang: h

www.mylaps.com

Lizensiert für Camp Company

Seite 1/2

ADAC Kart Masters Kerpen

ADAC Kart Academy

Erftlanding Kerpen 1,107 Km

Rennen 27 Lauf 3

22.07.2018 16:05

Rennen (15 Runden) gestartet um 16:03:20

Runde	Rundenzeit	Diff.	Tageszeit
10	46.817	+0.208	16:11:20.116
11	46.609		16:12:06.725
12	46.900	+0.291	16:12:53.625
13	47.112	+0.503	16:13:40.737
14	46.760	+0.151	16:14:27.497
15	46.625	+0.016	16:15:14.122

(72) Lukas Schächer (R)

Runde	Rundenzeit	Diff.	Tageszeit
1	51.916	+5.585	16:04:13.027
2	48.986	+2.655	16:05:02.013
3	48.192	+1.861	16:05:50.205
4	48.544	+2.213	16:06:38.749
5	47.566	+1.235	16:07:26.315
6	46.700	+0.369	16:08:13.015
7	46.676	+0.345	16:08:59.691
8	47.443	+1.112	16:09:47.134
9	46.419	+0.088	16:10:33.553
10	47.088	+0.757	16:11:20.641
11	47.024	+0.693	16:12:07.665
12	46.331		16:12:53.996
13	46.851	+0.520	16:13:40.847
14	46.927	+0.596	16:14:27.774
15	46.603	+0.272	16:15:14.377

(24) Keziah Leon König (R)

Runde	Rundenzeit	Diff.	Tageszeit
1	52.218	+5.627	16:04:13.474
2	49.336	+2.745	16:05:02.810
3	48.613	+2.022	16:05:51.423
4	48.535	+1.944	16:06:39.958
5	47.904	+1.313	16:07:27.862
6	47.707	+1.116	16:08:15.569
7	47.948	+1.357	16:09:03.517
8	47.234	+0.643	16:09:50.751
9	46.829	+0.238	16:10:37.580
10	47.201	+0.610	16:11:24.781
11	47.079	+0.488	16:12:11.860
12	46.783	+0.192	16:12:58.643
13	46.987	+0.396	16:13:45.630
14	46.591		16:14:32.221
15	46.865	+0.274	16:15:19.086

(2) Leonardo Rodrigues (R)

Runde	Rundenzeit	Diff.	Tageszeit
1	52.850	+6.107	16:04:13.726
2	49.272	+2.529	16:05:02.998
3	48.608	+1.865	16:05:51.606
4	48.581	+1.838	16:06:40.187
5	48.189	+1.446	16:07:28.376
6	47.369	+0.626	16:08:15.745
7	47.270	+0.527	16:09:03.015
8	47.026	+0.283	16:09:50.041
9	47.191	+0.448	16:10:37.232
10	47.367	+0.624	16:11:24.599
11	47.737	+0.994	16:12:12.336
12	46.798	+0.055	16:12:59.134
13	46.855	+0.112	16:13:45.989
14	46.743		16:14:32.732
15	46.988	+0.245	16:15:19.720

Runde Rundenzeit Diff. Tageszeit

Runde Rundenzeit Diff. Tageszeit

Version 2

ADAC Kart Masters Kerpen 22.07.18

Strecke: Erftlanding Kerpen

Tageswertung Academy gesamt

Pos	Nr.	Name Berwerber Sponsor	Fabrikat	R1 Pkt	R2 Pkt	R3 Pkt	Punkte Gesamt
1	12	Fabio Rauer (R) KSM Schumacher Racing Team /ADAC Nordrhein e.V.	GER-Stolberg Exprit/Vortex	25	25	25	75
2	71	Yuri Tenhaeff (R) RMW Motorsport/ADAC Berlin-Brandenburg e.V.	GER-Berlin Exprit/Vortex	20	16	16	52
3	37	Piet Matthes (R) KSM Schumacher Racing Team	GER-Großschirma/ Siebenlehn Exprit/Vortex	16	20	13	49
4	5	Torben Gröndahl Team Hemkemeyer/MSC Groß Dölln e.V. im ADAC	GER-Hamburg Exprit/Vortex	11	13	20	44
5	7	Colin Jamie Bönighausen KSM Schumacher Racing Team /ADAC Niedersachsen / SA €	GER-Isernhagen Exprit/Vortex	13	7	11	31
6	44	Maximilian Bösing (R) Schumacher Racing Team/ADAC Nordrhein e.V.	GER-Heiligenhaus Exprit/Vortex	6	11	10	27
7	8	Janick Söhner ADAC Nordbaden e.V./	GER-Neulussheim Exprit/Vortex	8	10	9	27
8	66	Nick Deissler RMW Motorsport/	GER-Obertshausen Exprit/Vortex	10	9	6	25
9	33	Can Sener (R) Team Kartsport Klimm/ADAC Baden-Württemberg e.V.	GER-Stuttgart Exprit/Vortex	7	8	8	23
10	42	Philip Wiskirchen (R) RMW Motorsport/ADAC Nordrhein e.V.	GER-Euskirchen Exprit/Vortex	4	6	4	14
11	16	Elijah Alessandro Saia (R) Parolin Deutschland MSR/WSTADAC Württemberg e.V.	GER-Deggingen Exprit/Vortex	5	DNS	7	12
12	2	Leonardo Rodrigues (R) RMW Motorsport/	GER-Pfungstadt Exprit/Vortex	9	DNF	1	10
13	77	Franz Baumheier (R) Schumacher Racing Team/	GER-Lauf an der Pegnitz Exprit/Vortex	DNF	3	5	8
14	72	Lukas Schächer (R) RMW Motorsport/ADAC Pfalz e.V.	GER-Steinhöring Exprit/Vortex	DNF	5	3	8
15	24	Keziah Leon König (R) RMW Motorsport/ADAC Nordrhein e.V.	GER-Duisburg Exprit/Vortex	DNF	4	2	6

Ergebnis vorbehaltlich der technischen und sportlichen Nachuntersuchung!!!

Rennleiter Andreas Schwarz

Zeitnahme Monika Riehmers



Rennsekretärin Janina Wittur

Aushangzeit

ADAC Kart Masters Kerpen 22.07.18

Strecke: Erftlanding Kerpen

Tageswertung Academy Rookies

Pos	Nr.	Name Berwerber Sponsor	Fabrikat	R1 Pkt	R2 Pkt	R3 Pkt	Punkte Gesamt
1	12	Fabio Rauer (R) KSM Schumacher Racing Team /ADAC Nordrhein e.V.	GER-Stolberg Exprit/Vortex	25	25	25	75
2	71	Yuri Tenhaeff (R) RMW Motorsport/ADAC Berlin-Brandenburg e.V.	GER-Berlin Exprit/Vortex	20	16	20	56
3	37	Piet Matthes (R) KSM Schumacher Racing Team	GER-Großschirma/ Siebenlehn Exprit/Vortex	16	20	16	52
4	44	Maximilian Bösing (R) Schumacher Racing Team/ADAC Nordrhein e.V.	GER-Heiligenhaus Exprit/Vortex	10	13	13	36
5	33	Can Sener (R) Team Kartsport Klimm/ADAC Baden-Württemberg e.V.	GER-Stuttgart Exprit/Vortex	11	11	11	33
6	42	Philip Wiskirchen (R) RMW Motorsport/ADAC Nordrhein e.V.	GER-Euskirchen Exprit/Vortex	8	10	8	26
7	16	Elijah Alessandro Saia (R) Parolin Deutschland MSR/WSTADAC Württemberg e.V.	GER-Deggingen Exprit/Vortex	9	DNS	10	19
8	2	Leonardo Rodrigues (R) RMW Motorsport/	GER-Pfungstadt Exprit/Vortex	13	DNF	5	18
9	77	Franz Baumheier (R) Schumacher Racing Team/	GER-Lauf an der Pegnitz Exprit/Vortex	DNF	7	9	16
10	72	Lukas Schächer (R) RMW Motorsport/ADAC Pfalz e.V.	GER-Steinhöring Exprit/Vortex	DNF	9	7	16
11	24	Keziah Leon König (R) RMW Motorsport/ADAC Nordrhein e.V.	GER-Duisburg Exprit/Vortex	DNF	8	6	14

Ergebnis vorbehaltlich der technischen und sportlichen Nachuntersuchung!!!

Rennleiter Andreas Schwarz

Zeitnahme Monika Riehmers



Rennsekretärin Janina Wittur

Aushangzeit

gedruckt: 22.07.2018 16:48

Seite 1 von 3

ADAC Kart Masters Kerpen 22.07.18
Strecke: Erftlanding Kerpen
Tageswertung Klasse Academy Rookies

Pos	Nr.	Name	Wohnort	R1	R2	R3	Punkte
		Berwerber Sponsor	Fabrikat	Pkt	Pkt	Pkt	Gesamt

Ergebnis vorbehaltlich der technischen und sportlichen Nachuntersuchung!!!

Rennleiter Andreas Schwarz



Rennsekretärin Janina Wittur

Aushangzeit

gedruckt: 22.07.2018 16:48

Seite 2 von 3

Veranstaltungsdetails

[Kopfdaten holen](#)

Rennleiter	Andreas Schwarz
Zeitname	Monika Riehmers
Rennskretär	Janina Wittur
Veranstaltung	ADAC Kart Masters Kerpen
Strecke	Erftlanding Kerpen
Datum	22.07.2018