

WAKC Kerpen

X30 Sen+KE

Erftlandring 1,107 Km

Freies Training

22.04.2018 09:00

Training (10:00 Zeit) gestartet um 9:00:16

Pos.	Nr.	Name	Wohnort	Fabrikat	Bewerber/Sponsor	Rnd.	Beste Zeit	Diff.	In Rd.	km/h
1	31	Luci Trefz	GER-Wüstenrot	KR/IAME	HTP Kart Team/	9	44.948		9	88,662
2	28	Ben Fricke	GER-Arnberg	Tony/Kosmic/IAME	RMW Motorsport/	13	45.013	0.065	9	88,534
3	55	Michel Boensmann	GER-Wuppertal	Gillard/IAME	Marc Bröcker/MSR/MSC Langenfeld	13	45.249	0.301	6	88,073
4	22	Maximilian Kannegiesser	GER-Rimbach	Kosmic/IAME	RMW Motorsport/AC Bensheim/ S2P/ Soni	12	45.249	0.301	9	88,073
5	30	Jan Philipp Springob	GER-Olpe	KR/IAME	HTTP Kart Team/	9	45.410	0.462	5	87,760
6	19	Felix Arndt	GER-Wickede	Haase/IAME	Kartsport-Lehnert by keep-racing/	13	45.562	0.614	7	87,468
7	24	Henrik Schulze Frenking	GER-Nottuln	Intrepid/IAME	Team Hemkemeyer/	12	45.602	0.654	6	87,391
8	11	Lukas Karamitsios	GER-Hagen	Sodi/IAME	NK Hellas Motorsport/Beule Kart/	10	45.616	0.668	7	87,364
9	27	Maximilian Dabbert	GER-Kleinrinderfeld	Jesolo/IAME	TR Motorsport/	12	45.649	0.701	8	87,301
10	35	Elias Sauerbier	GER-Geismar	Maranello/IAME	/FAC / RSG Altensteiner Oberland	12	45.713	0.765	11	87,179
11	18	Louis Leidinger	GER-Münster	Intrepid/IAME	Team Hemkemeyer/	12	45.720	0.772	7	87,165
12	77	Felix Wischlitzi	GER-Donauwörth	Formula/IAME	AK-Racing/	12	45.785	0.837	7	87,042
13	33	Alexander Siegers	GER-Niederkrüchten	CRG/IAME	RTG Kartsport/	11	45.789	0.841	6	87,034
14	8	Mika Rausch	GER-Ahlen	DR/IAME	RRT Rausch-Racing-Team/	4	45.866	0.918	4	86,888
15	12	Sebastian Schmidt	GER-Grasellenbach	Sodi/IAME	NK Hellas Motorsport / Beule Kart/AC Ben	11	45.871	0.923	8	86,878
16	3	Marius Preibisch	GER-Neuberg	Lenzo/IAME	Marius Preibisch / HB Racing Team/AC-Kin	11	46.017	1.069	10	86,603
17	5	Nico Noel Manka	GER-Unna	Sodi/IAME	PK - Motorsport/MSC Bork	11	46.034	1.086	7	86,571
18	210	Kai Walk	GER-	Gillard/IAME	KW Racing/ADAC Pfalz	6	46.124	1.176	5	86,402
19	44	Joel Sturm	GER-Brühl	Kosmic /IAME	Alljo- Hima- Kart- Team/Fuldaer AC	10	46.134	1.186	10	86,383
20	99	Tom Bollake	GER-Gronau	Tony/IAME	/	12	46.212	1.264	8	86,237
21	23	Jeremy Banasik	GER-Dorsten	OK/IAME	Banasik/	10	46.315	1.367	7	86,046
22	14	Janek Simmet	GER-Eppelborn	CORSE/IAME	/	11	46.403	1.455	10	85,882
23	20	Philipp Menzner	GER-Spiesen-Elversberg	FA Alonso Kart/IAM	RMW Motorsport/MSC Eppelborn	11	46.436	1.488	11	85,821
24	10	Nick Rommershausen	GER-Montabaur	Kosmic/IAME	AMC Arzbach / RMW Motorsport/DMSB Sp	8	46.976	2.028	6	84,835
25	204	Mark Risse	GER-Werl	Exprit/IAME	Team Hemkemeyer/Msc Werl	12	47.033	2.085	11	84,732
26	9	Sandro Ritz	GER-Künzell	Tony/IAME	HB Racing /FAC Fulda	11	47.076	2.128	8	84,655
27	25	Rohail Ul-Haque	GER-Bielefeld	Sodi/IAME	/	10	47.329	2.381	8	84,202
28	15	Louis Klinkhammer	GER-Krombach	Praga/IAME	Louis Klinkhammer/MSC Mühlheim e.V. im				0	-

Bemerkungen

Start-Nr.: 7 ohne Transponder

Reg-Nr.: K01/2018

Orbits

Rennleiter Andreas Ehm

Zeitnahme: Monika Riehmers

WAKC Kerpen

X30 Sen+KE

Freies Training

Erftlandring 1,107 Km

22.04.2018 09:00

Training (10:00 Zeit) gestartet um 9:00:16

Runde	Rundenzeit	Diff.	Tageszeit
(31) Luci Trefz			
1	55.133	+10.185	9:03:30.307
2	51.755	+6.807	9:04:22.062
3	45.543	+0.595	9:05:07.605
4	45.332	+0.384	9:05:52.937
5	45.029	+0.081	9:06:37.966
6	1:35.238	+50.290	9:08:13.204
7	45.902	+0.954	9:08:59.106
8	45.659	+0.711	9:09:44.765
9	44.948		9:10:29.713

Runde	Rundenzeit	Diff.	Tageszeit
(28) Ben Fricke			
1	50.579	+5.566	9:01:18.632
2	46.970	+1.957	9:02:05.602
3	47.494	+2.481	9:02:53.096
4	45.738	+0.725	9:03:38.834
5	45.354	+0.341	9:04:24.188
6	45.289	+0.276	9:05:09.477
7	45.137	+0.124	9:05:54.614
8	45.691	+0.678	9:06:40.305
9	45.013		9:07:25.318
10	45.392	+0.379	9:08:10.710
11	45.692	+0.679	9:08:56.402
12	45.581	+0.568	9:09:41.983
13	46.372	+1.359	9:10:28.355

Runde	Rundenzeit	Diff.	Tageszeit
(55) Michel Boensmann			
1	52.172	+6.923	9:01:38.543
2	47.819	+2.570	9:02:26.362
3	47.530	+2.281	9:03:13.892
4	45.822	+0.573	9:03:59.714
5	45.534	+0.285	9:04:45.248
6	45.249		9:05:30.497
7	45.316	+0.067	9:06:15.813
8	45.371	+0.122	9:07:01.184
9	46.553	+1.304	9:07:47.737
10	45.431	+0.182	9:08:33.168
11	45.483	+0.234	9:09:18.651
12	45.641	+0.392	9:10:04.292
13	45.639	+0.390	9:10:49.931

Runde	Rundenzeit	Diff.	Tageszeit
(22) Maximilian Kannegiesser			
1	50.915	+5.666	9:01:18.290
2	47.105	+1.856	9:02:05.395
3	47.774	+2.525	9:02:53.169
4	46.026	+0.777	9:03:39.195
5	45.538	+0.289	9:04:24.733
6	1:37.858	+52.609	9:06:02.591
7	47.629	+2.380	9:06:50.220
8	45.452	+0.203	9:07:35.672
9	45.249		9:08:20.921
10	45.552	+0.303	9:09:06.473
11	45.645	+0.396	9:09:52.118
12	46.134	+0.885	9:10:38.252

Runde	Rundenzeit	Diff.	Tageszeit
(30) Jan Philipp Springos			
1	56.427	+11.017	9:03:32.040
2	50.371	+4.961	9:04:22.411
3	45.786	+0.376	9:05:08.197
4	45.481	+0.071	9:05:53.678
5	45.410		9:06:39.088
6	45.491	+0.081	9:07:24.579
7	45.472	+0.062	9:08:10.051
8	45.501	+0.091	9:08:55.552
9	45.489	+0.079	9:09:41.041

Runde	Rundenzeit	Diff.	Tageszeit
(19) Felix Arndt			
1	55.815	+10.253	9:01:36.571
2	48.623	+3.061	9:02:25.194
3	47.485	+1.923	9:03:12.679
4	45.930	+0.368	9:03:58.609
5	45.807	+0.245	9:04:44.416
6	45.757	+0.195	9:05:30.173
7	45.562		9:06:15.735
8	45.812	+0.250	9:07:01.547
9	46.345	+0.783	9:07:47.892
10	45.601	+0.039	9:08:33.493
11	45.774	+0.212	9:09:19.267
12	45.899	+0.337	9:10:05.166
13	45.771	+0.209	9:10:50.937

Runde	Rundenzeit	Diff.	Tageszeit
(24) Henrik Schulze Frenking			
1	51.371	+5.769	9:01:23.761
2	48.012	+2.410	9:02:11.773
3	46.488	+0.886	9:02:58.261
4	46.070	+0.468	9:03:44.331
5	45.681	+0.079	9:04:30.012
6	45.602		9:05:15.614
7	45.762	+0.160	9:06:01.376
8	45.857	+0.255	9:06:47.233
9	45.878	+0.276	9:07:33.111
10	1:25.217	+39.615	9:08:58.328
11	48.155	+2.553	9:09:46.483
12	45.623	+0.021	9:10:32.106

Runde	Rundenzeit	Diff.	Tageszeit
(11) Lukas Karamitsios			
1	53.940	+8.324	9:02:54.683
2	52.540	+6.924	9:03:47.223
3	46.756	+1.140	9:04:33.979
4	45.736	+0.120	9:05:19.715
5	45.740	+0.124	9:06:05.455
6	45.649	+0.033	9:06:51.104
7	45.616		9:07:36.720
8	45.665	+0.049	9:08:22.385
9	1:39.881	+54.265	9:10:02.266
10	47.477	+1.861	9:10:49.743

Runde	Rundenzeit	Diff.	Tageszeit
(27) Maximilian Dabbert			
1	53.036	+7.387	9:01:59.212
2	47.880	+2.231	9:02:47.092
3	46.403	+0.754	9:03:33.495
4	46.189	+0.540	9:04:19.684
5	46.294	+0.645	9:05:05.978
6	45.933	+0.284	9:05:51.911
7	45.847	+0.198	9:06:37.758
8	45.649		9:07:23.407
9	46.326	+0.677	9:08:09.733
10	46.367	+0.718	9:08:56.100
11	45.794	+0.145	9:09:41.894
12	47.109	+1.460	9:10:29.003

Runde	Rundenzeit	Diff.	Tageszeit
(35) Elias Sauerbier			
1	52.834	+7.121	9:01:37.410
2	48.261	+2.548	9:02:25.671
3	50.619	+4.906	9:03:16.290
4	46.967	+1.254	9:04:03.257
5	46.969	+1.256	9:04:50.226
6	46.450	+0.737	9:05:36.676
7	45.815	+0.102	9:06:22.491
8	46.120	+0.407	9:07:08.611
9	45.912	+0.199	9:07:54.523

Runde	Rundenzeit	Diff.	Tageszeit
10	46.089	+0.376	9:08:40.612
11	45.713		9:09:26.325
12	46.196	+0.483	9:10:12.521

Runde	Rundenzeit	Diff.	Tageszeit
(18) Louis Leidinger			
1	52.047	+6.327	9:01:23.000
2	48.447	+2.727	9:02:11.447
3	47.441	+1.721	9:02:58.888
4	45.794	+0.074	9:03:44.682
5	46.054	+0.334	9:04:30.736
6	46.151	+0.431	9:05:16.887
7	45.720		9:06:02.607
8	45.736	+0.016	9:06:48.343
9	45.726	+0.006	9:07:34.069
10	46.032	+0.312	9:08:20.101
11	46.089	+0.369	9:09:06.190
12	46.851	+1.131	9:09:53.041

Runde	Rundenzeit	Diff.	Tageszeit
(77) Felix Wischitzki			
1	51.555	+5.770	9:01:23.652
2	48.020	+2.235	9:02:11.672
3	46.475	+0.690	9:02:58.147
4	46.053	+0.268	9:03:44.200
5	46.439	+0.654	9:04:30.639
6	46.649	+0.864	9:05:17.288
7	45.785		9:06:03.073
8	45.836	+0.051	9:06:48.909
9	45.881	+0.096	9:07:34.790
10	45.793	+0.008	9:08:20.583
11	46.697	+0.912	9:09:07.280
12	46.512	+0.727	9:09:53.792

Runde	Rundenzeit	Diff.	Tageszeit
(33) Alexander Siegers			
1	55.708	+9.919	9:01:37.421
2	48.670	+2.881	9:02:26.091
3	48.846	+3.057	9:03:14.937
4	47.853	+2.064	9:04:02.790
5	46.519	+0.730	9:04:49.309
6	45.789		9:05:35.098
7	45.907	+0.118	9:06:21.005
8	46.187	+0.398	9:07:07.192
9	46.431	+0.642	9:07:53.623
10	46.469	+0.680	9:08:40.092
11	46.042	+0.253	9:09:26.134

Runde	Rundenzeit	Diff.	Tageszeit
(8) Mika Rausch			
1	52.014	+6.148	9:01:21.732
2	48.590	+2.724	9:02:10.322
3	46.811	+0.945	9:02:57.133
4	45.866		9:03:42.999

Runde	Rundenzeit	Diff.	Tageszeit
(12) Sebastian Schmidt			
1	56.990	+11.119	9:02:17.381
2	47.639	+1.768	9:03:05.020
3	46.723	+0.852	9:03:51.743
4	46.872	+1.001	9:04:38.615
5	45.987	+0.116	9:05:24.602
6	46.165	+0.294	9:06:10.767
7	46.160	+0.289	9:06:56.927
8	45.871		9:07:42.798
9	45.991	+0.120	9:08:28.789
10	46.005	+0.134	9:09:14.794
11	47.276	+1.405	9:10:02.070

Runde	Rundenzeit	Diff.	Tageszeit
(3) Marius Preibisch			
1	57.004	+10.987	9:02:39.785

WAKC Kerpen

X30 Sen+KE

Erftlandring 1,107 Km

Freies Training

22.04.2018 09:00

Training (10:00 Zeit) gestartet um 9:00:16

Runde	Rundenzeit	Diff.	Tageszeit
2	49.423	+3.406	9:03:29.208
3	47.502	+1.485	9:04:16.710
4	47.153	+1.136	9:05:03.863
5	46.666	+0.649	9:05:50.529
6	46.361	+0.344	9:06:36.890
7	46.318	+0.301	9:07:23.208
8	47.295	+1.278	9:08:10.503
9	46.529	+0.512	9:08:57.032
10	46.017		9:09:43.049
11	46.260	+0.243	9:10:29.309

(5) Nico Noel Manka

1	52.860	+6.826	9:01:26.574
2	48.161	+2.127	9:02:14.735
3	47.141	+1.107	9:03:01.876
4	46.682	+0.648	9:03:48.558
5	46.313	+0.279	9:04:34.871
6	46.139	+0.105	9:05:21.010
7	46.034		9:06:07.044
8	46.223	+0.189	9:06:53.267
9	46.235	+0.201	9:07:39.502
10	46.494	+0.460	9:08:25.996
11	1:59.276	+1:13.242	9:10:25.272

(210) Kai Walk

1	55.939	+9.815	9:01:37.018
2	48.439	+2.315	9:02:25.457
3	48.323	+2.199	9:03:13.780
4	46.341	+0.217	9:04:00.121
5	46.124		9:04:46.245
6	48.625	+2.501	9:05:34.870

(44) Joel Sturm

1	1:47.111	+1:00.977	9:02:19.908
2	48.757	+2.623	9:03:08.665
3	46.814	+0.680	9:03:55.479
4	46.418	+0.284	9:04:41.897
5	46.267	+0.133	9:05:28.164
6	46.177	+0.043	9:06:14.341
7	46.259	+0.125	9:07:00.600
8	1:56.927	+1:10.793	9:08:57.527
9	48.246	+2.112	9:09:45.773
10	46.134		9:10:31.907

(99) Tom Bollake

1	55.624	+9.412	9:01:36.072
2	49.048	+2.836	9:02:25.120
3	48.504	+2.292	9:03:13.624
4	47.219	+1.007	9:04:00.843
5	46.742	+0.530	9:04:47.585
6	46.741	+0.529	9:05:34.326
7	46.571	+0.359	9:06:20.897
8	46.212		9:07:07.109
9	46.442	+0.230	9:07:53.551
10	47.491	+1.279	9:08:41.042
11	46.888	+0.676	9:09:27.930
12	46.415	+0.203	9:10:14.345

(23) Jeremy Banasik

1	50.908	+4.593	9:01:41.297
2	48.579	+2.264	9:02:29.876
3	48.520	+2.205	9:03:18.396
4	47.010	+0.695	9:04:05.406
5	46.700	+0.385	9:04:52.106
6	46.819	+0.504	9:05:38.925
7	46.315		9:06:25.240

Runde	Rundenzeit	Diff.	Tageszeit
8	47.584	+1.269	9:07:12.824
9	47.027	+0.712	9:07:59.851
10	46.909	+0.594	9:08:46.760

(14) Janek Simmet

1	55.030	+8.627	9:01:38.082
2	49.337	+2.934	9:02:27.419
3	47.846	+1.443	9:03:15.265
4	47.409	+1.006	9:04:02.674
5	48.388	+1.985	9:04:51.062
6	46.952	+0.549	9:05:38.014
7	46.593	+0.190	9:06:24.607
8	46.752	+0.349	9:07:11.359
9	46.550	+0.147	9:07:57.909
10	46.403		9:08:44.312
11	46.425	+0.022	9:09:30.737

(20) Philipp Menzner

1	55.576	+9.140	9:01:35.271
2	49.233	+2.797	9:02:24.504
3	50.330	+3.894	9:03:14.834
4	47.680	+1.244	9:04:02.514
5	47.311	+0.875	9:04:49.825
6	1:33.120	+46.684	9:06:22.945
7	49.635	+3.199	9:07:12.580
8	46.807	+0.371	9:07:59.387
9	46.581	+0.145	9:08:45.968
10	46.624	+0.188	9:09:32.592
11	46.436		9:10:19.028

(10) Nick Rommershausen

1	55.068	+8.092	9:01:40.675
2	49.116	+2.140	9:02:29.791
3	48.534	+1.558	9:03:18.325
4	48.083	+1.107	9:04:06.408
5	47.338	+0.362	9:04:53.746
6	46.976		9:05:40.722
7	47.120	+0.144	9:06:27.842
8	48.169	+1.193	9:07:16.011

(204) Mark Risse

1	54.010	+6.977	9:01:45.871
2	49.350	+2.317	9:02:35.221
3	47.752	+0.719	9:03:22.973
4	47.474	+0.441	9:04:10.447
5	47.126	+0.093	9:04:57.573
6	47.271	+0.238	9:05:44.844
7	47.273	+0.240	9:06:32.117
8	47.239	+0.206	9:07:19.356
9	47.380	+0.347	9:08:06.736
10	47.061	+0.028	9:08:53.797
11	47.033		9:09:40.830
12	48.057	+1.024	9:10:28.887

(9) Sandro Ritz

1	56.264	+9.188	9:02:41.284
2	49.682	+2.606	9:03:30.966
3	47.749	+0.673	9:04:18.715
4	47.078	+0.002	9:05:05.793
5	47.094	+0.018	9:05:52.887
6	48.788	+1.712	9:06:41.675
7	47.292	+0.216	9:07:28.967
8	47.076		9:08:16.043
9	47.420	+0.344	9:09:03.463
10	47.526	+0.450	9:09:50.989
11	47.728	+0.652	9:10:38.717

(25) Rohail Ul-Haque

1	56.323	+8.994	9:01:40.165
2	48.531	+1.202	9:02:28.696
3	48.088	+0.759	9:03:16.784
4	47.735	+0.406	9:04:04.519
5	47.455	+0.126	9:04:51.974
6	47.657	+0.328	9:05:39.631
7	47.451	+0.122	9:06:27.082
8	47.329		9:07:14.411
9	47.486	+0.157	9:08:01.897
10	48.989	+1.660	9:08:50.886

Reg-Nr.: K01/2018

Orbits

Rennleiter Andreas Ehm

Zeitnahme: Monika Riehmers

WAKC Kerpen

X30 Sen+KE

Erftlandring 1,107 Km

Zeittraining

22.04.2018 11:00

Qualifikation (10:00 Zeit) gestartet um 10:59:59

Pos.	Nr.	Name	Wohnort	Fabrikat	Bewerber/Sponsor	Rnd.	Beste Zeit	Diff.	In Rd.	km/h
1	30	Jan Philipp Springos	GER-Olpe	KR/IAME	HTTP Kart Team/	6	45.141		4	88,283
2	24	Henrik Schulze Frenking	GER-Nottuln	Intrepid/IAME	Team Hemkemeyer/	12	45.179	0.038	5	88,209
3	28	Ben Fricke	GER-Arnsberg	Tony/Kosmic/IAME	RMW Motorsport/	12	45.286	0.145	4	88,001
4	33	Alexander Siegers	GER-Niederkrüchten	CRG/IAME	RTG Kartsport/	8	45.388	0.247	6	87,803
5	31	Luci Trefz	GER-Wüstenrot	KR/IAME	HTP Kart Team/	6	45.421	0.280	4	87,739
6	18	Louis Leidinger	GER-Münster	Intrepid/IAME	Team Hemkemeyer/	10	45.448	0.307	5	87,687
7	55	Michel Boensmann	GER-Wuppertal	Gillard/IAME	Marc Bröcker/MSR/MSC Langenfeld	11	45.500	0.359	6	87,587
8	22	Maximilian Kannegiesser	GER-Rimbach	Kosmic/IAME	RMW Motorsport/AC Bensheim/ S2P/ Soni	6	45.518	0.377	4	87,552
9	11	Lukas Karamitsios	GER-Hagen	Sodi/IAME	NK Hellas Motorsport/Beule Kart/	11	45.532	0.391	10	87,525
10	77	Felix Wischlitzki	GER-Donauwörth	Formula/IAME	AK-Racing/	11	45.561	0.420	5	87,470
11	27	Maximilian Dabbert	GER-Kleinrinderfeld	Jesolo/IAME	TR Motorsport/	10	45.602	0.461	5	87,391
12	8	Mika Rausch	GER-Ahlen	DR/IAME	RRT Rausch-Racing-Team/	13	45.639	0.498	3	87,320
13	19	Felix Arndt	GER-Wickede	Haase/IAME	Kartsport-Lehnert by keep-racing/	12	45.645	0.504	6	87,309
14	99	Tom Bollake	GER-Gronau	Tony/IAME	/	11	45.677	0.536	4	87,247
15	7	Marvin Petruschinski	GER-Dortmund	Parolin/IAME	PK-MOTORSPORT/LableTec / AMC Waltröf	10	45.707	0.566	4	87,190
16	5	Nico Noel Manka	GER-Unna	Sodi/IAME	PK - Motorsport/MSC Bork	12	45.761	0.620	4	87,087
17	15	Louis Klinkhammer	GER-Krombach	Praga/IAME	Louis Klinkhammer/MSC Mühlheim e.V. im	10	45.805	0.664	4	87,004
18	210	Kai Walk	GER-	Gillard/IAME	KW Racing/ADAC Pfalz	12	45.858	0.717	7	86,903
19	20	Philipp Menzner	GER-Spiesen-Elversberg	FA Alonso Kart/IAM	RMW Motorsport/MSC Eppelborn	9	45.918	0.777	8	86,789
20	44	Joel Sturm	GER-Brühl	Kosmic /IAME	Alljo- Hima- Kart- Team/Fuldaer AC	12	45.957	0.816	6	86,716
21	12	Sebastian Schmidt	GER-Grasellenbach	Sodi/IAME	NK Hellas Motorsport / Beule Kart/AC Ben	11	46.019	0.878	4	86,599
22	10	Nick Rommershausen	GER-Montabaur	Kosmic/IAME	AMC Arzbach / RMW Motorsport/DMSB Sp	11	46.053	0.912	7	86,535
23	35	Elias Sauerbier	GER-Geismar	Maranello/IAME	/FAC / RSG Altensteiner Oberland	11	46.153	1.012	7	86,348
24	25	Rohail Ul-Haque	GER-Bielefeld	Sodi/IAME	/	12	46.244	1.103	4	86,178
25	14	Janek Simmet	GER-Eppelborn	CORSE/IAME	/	11	46.339	1.198	10	86,001
26	3	Marius Preibisch	GER-Neuberg	Lenzo/IAME	Marius Preibisch / HB Racing Team/AC-Kir	13	46.417	1.276	4	85,856
27	9	Sandro Ritz	GER-Künzell	Tony/IAME	HB Racing /FAC Fulda	12	46.507	1.366	6	85,690
28	2	Florian Ernst	GER-Fischbach /Nahe	TOP Kart/IAME	Dischner Racing/	13	46.520	1.379	4	85,666
29	23	Jeremy Banasik	GER-Dorsten	OK/IAME	Banasik/	10	46.653	1.512	9	85,422
30	204	Mark Risse	GER-Werl	Exprit/IAME	Team Hemkemeyer/Msc Werl	13	47.105	1.964	3	84,602

Bemerkungen

Ergebnis vorbehaltlich technischen und sportlichen Nachuntersuchung
 Start-Nr.: 31,23 Spoiler(schnellste Rd gestrichen)

Reg-Nr.: K01/2018

Orbits

Rennleiter Andreas Ehm

Zeitnahme: Monika Riehmers

WAKC Kerpen

X30 Sen+KE

Erftlandring 1,107 Km

Zeittraining

22.04.2018 11:00

Qualifikation (10:00 Zeit) gestartet um 10:59:59

Runde	Rundenzeit	Diff.	Tageszeit
(30) Jan Philipp Springos			
1	1:03.089	+17.948	11:04:33.805
2	46.142	+1.001	11:05:19.947
3	45.291	+0.150	11:06:05.238
4	45.141		11:06:50.379
5	45.215	+0.074	11:07:35.594
6	45.379	+0.238	11:08:20.973

Runde	Rundenzeit	Diff.	Tageszeit
(24) Henrik Schulze Frenking			
1	47.860	+2.681	11:00:57.691
2	46.101	+0.922	11:01:43.792
3	45.339	+0.160	11:02:29.131
4	45.209	+0.030	11:03:14.340
5	45.179		11:03:59.519
6	45.286	+0.107	11:04:44.805
7	45.476	+0.297	11:05:30.281
8	45.337	+0.158	11:06:15.618
9	45.473	+0.294	11:07:01.091
10	45.467	+0.288	11:07:46.558
11	45.463	+0.284	11:08:32.021
12	45.554	+0.375	11:09:17.575

Runde	Rundenzeit	Diff.	Tageszeit
(28) Ben Fricke			
1	48.023	+2.737	11:00:55.363
2	45.821	+0.535	11:01:41.184
3	45.847	+0.561	11:02:27.031
4	45.286		11:03:12.317
5	45.322	+0.036	11:03:57.639
6	45.472	+0.186	11:04:43.111
7	45.544	+0.258	11:05:28.655
8	45.514	+0.228	11:06:14.169
9	45.590	+0.304	11:06:59.759
10	45.868	+0.582	11:07:45.627
11	45.550	+0.264	11:08:31.177
12	45.652	+0.366	11:09:16.829

Runde	Rundenzeit	Diff.	Tageszeit
(33) Alexander Siegers			
1	48.146	+2.758	11:00:57.468
2	46.160	+0.772	11:01:43.628
3	46.010	+0.622	11:02:29.638
4	45.438	+0.050	11:03:15.076
5	45.510	+0.122	11:04:00.586
6	45.388		11:04:45.974
7	45.564	+0.176	11:05:31.538
8	45.497	+0.109	11:06:17.035

Runde	Rundenzeit	Diff.	Tageszeit
(31) Luci Trefz			
1	1:03.231	+17.810	11:04:34.616
2	46.267	+0.846	11:05:20.883
3	45.426	+0.005	11:06:06.309
4	45.421		11:06:51.730
5	49.592	+4.171	11:07:41.322
6	45.307	-0.114	11:08:26.629

Runde	Rundenzeit	Diff.	Tageszeit
(18) Louis Leidinger			
1	49.235	+3.787	11:02:27.179
2	46.462	+1.014	11:03:13.641
3	45.718	+0.270	11:03:59.359
4	45.987	+0.539	11:04:45.346
5	45.448		11:05:30.794
6	45.755	+0.307	11:06:16.549
7	45.526	+0.078	11:07:02.075
8	45.686	+0.238	11:07:47.761
9	46.066	+0.618	11:08:33.827
10	45.807	+0.359	11:09:19.634

Runde	Rundenzeit	Diff.	Tageszeit
(55) Michel Boensmann			
1	52.685	+7.185	11:02:20.508
2	50.998	+5.498	11:03:11.506
3	45.764	+0.264	11:03:57.270
4	45.600	+0.100	11:04:42.870
5	45.558	+0.058	11:05:28.428
6	45.500		11:06:13.928
7	45.542	+0.042	11:06:59.470
8	45.558	+0.058	11:07:45.028
9	45.757	+0.257	11:08:30.785
10	45.617	+0.117	11:09:16.402
11	45.938	+0.438	11:10:02.340

Runde	Rundenzeit	Diff.	Tageszeit
(22) Maximilian Kannegiesser			
1	1:00.619	+15.101	11:04:33.115
2	46.805	+1.287	11:05:19.920
3	46.149	+0.631	11:06:06.069
4	45.518		11:06:51.587
5	45.669	+0.151	11:07:37.256
6	45.597	+0.079	11:08:22.853

Runde	Rundenzeit	Diff.	Tageszeit
(11) Lukas Karamitsios			
1	51.459	+5.927	11:02:20.508
2	45.968	+0.436	11:03:06.476
3	45.713	+0.181	11:03:52.189
4	46.049	+0.517	11:04:38.238
5	46.957	+1.425	11:05:25.195
6	46.103	+0.571	11:06:11.298
7	45.808	+0.276	11:06:57.106
8	52.763	+7.231	11:07:49.869
9	45.687	+0.155	11:08:35.556
10	45.532		11:09:21.088
11	46.180	+0.648	11:10:07.268

Runde	Rundenzeit	Diff.	Tageszeit
(77) Felix Wischitzki			
1	55.031	+9.470	11:01:05.823
2	48.246	+2.685	11:01:54.069
3	45.682	+0.121	11:02:39.751
4	45.857	+0.296	11:03:25.608
5	45.561		11:04:11.169
6	47.399	+1.838	11:04:58.568
7	46.387	+0.826	11:05:44.955
8	45.788	+0.227	11:06:30.743
9	45.759	+0.198	11:07:16.502
10	48.338	+2.777	11:08:04.840
11	45.827	+0.266	11:08:50.667

Runde	Rundenzeit	Diff.	Tageszeit
(27) Maximilian Dabbert			
1	55.003	+9.401	11:01:06.312
2	47.383	+1.781	11:01:53.695
3	45.828	+0.226	11:02:39.523
4	45.805	+0.203	11:03:25.328
5	45.602		11:04:10.930
6	47.365	+1.763	11:04:58.295
7	45.801	+0.199	11:05:44.096
8	47.053	+1.451	11:06:31.149
9	45.762	+0.160	11:07:16.911
10	46.060	+0.458	11:08:02.971

Runde	Rundenzeit	Diff.	Tageszeit
(8) Mika Rausch			
1	47.656	+2.017	11:00:56.162
2	45.810	+0.171	11:01:41.972
3	45.639		11:02:27.611
4	45.676	+0.037	11:03:13.287
5	45.670	+0.031	11:03:58.957

Runde	Rundenzeit	Diff.	Tageszeit
6	45.653	+0.014	11:04:44.610
7	46.043	+0.404	11:05:30.653
8	46.231	+0.592	11:06:16.884
9	45.689	+0.050	11:07:02.573
10	45.988	+0.349	11:07:48.561
11	45.933	+0.294	11:08:34.494
12	45.819	+0.180	11:09:20.313
13	46.543	+0.904	11:10:06.856

Runde	Rundenzeit	Diff.	Tageszeit
(19) Felix Arndt			
1	55.001	+9.356	11:01:06.935
2	50.627	+4.982	11:01:57.562
3	46.378	+0.733	11:02:43.940
4	46.025	+0.380	11:03:29.965
5	45.706	+0.061	11:04:15.671
6	45.645		11:05:01.316
7	45.896	+0.251	11:05:47.212
8	46.451	+0.806	11:06:33.663
9	45.848	+0.203	11:07:19.511
10	46.022	+0.377	11:08:05.533
11	46.123	+0.478	11:08:51.656
12	46.237	+0.592	11:09:37.893

Runde	Rundenzeit	Diff.	Tageszeit
(99) Tom Bollake			
1	54.550	+8.873	11:01:07.120
2	48.733	+3.056	11:01:55.853
3	46.065	+0.388	11:02:41.918
4	45.677		11:03:27.595
5	46.328	+0.651	11:04:13.923
6	46.129	+0.452	11:05:00.052
7	45.975	+0.298	11:05:46.027
8	48.182	+2.505	11:06:34.209
9	46.070	+0.393	11:07:20.279
10	46.144	+0.467	11:08:06.423
11	46.207	+0.530	11:08:52.630

Runde	Rundenzeit	Diff.	Tageszeit
(7) Marvin Petruschinski			
1	48.888	+3.181	11:01:19.613
2	46.237	+0.530	11:02:05.850
3	46.343	+0.636	11:02:52.193
4	45.707		11:03:37.900
5	46.282	+0.575	11:04:24.182
6	46.203	+0.496	11:05:10.385
7	45.868	+0.161	11:05:56.253
8	46.200	+0.493	11:06:42.453
9	46.412	+0.705	11:07:28.865
10	46.005	+0.298	11:08:14.870

Runde	Rundenzeit	Diff.	Tageszeit
(5) Nico Noel Manka			
1	49.757	+3.996	11:01:19.071
2	46.328	+0.567	11:02:05.399
3	47.025	+1.264	11:02:52.424
4	45.761		11:03:38.185
5	46.332	+0.571	11:04:24.517
6	46.718	+0.957	11:05:11.235
7	47.809	+2.048	11:05:59.044
8	45.862	+0.101	11:06:44.906
9	47.078	+1.317	11:07:31.984
10	48.125	+2.364	11:08:20.109
11	46.249	+0.488	11:09:06.358
12	48.066	+2.305	11:09:54.424

Runde	Rundenzeit	Diff.	Tageszeit
(15) Louis Klinkhammer			
1	52.657	+6.852	11:01:09.378
2	53.159	+7.354	11:02:02.537
3	48.744	+2.939	11:02:51.281

WAKC Kerpen

X30 Sen+KE

Erftlandring 1,107 Km

Zeittraining

22.04.2018 11:00

Qualifikation (10:00 Zeit) gestartet um 10:59:59

Runde	Rundenzeit	Diff.	Tageszeit
4	45.805		11:03:37.086
5	46.698	+0.893	11:04:23.784
6	46.008	+0.203	11:05:09.792
7	46.023	+0.218	11:05:55.815
8	46.437	+0.632	11:06:42.252
9	45.816	+0.011	11:07:28.068
10	46.100	+0.295	11:08:14.168

(210) Kai Walk

Runde	Rundenzeit	Diff.	Tageszeit
1	51.042	+5.184	11:01:28.417
2	47.661	+1.803	11:02:16.078
3	46.168	+0.310	11:03:02.246
4	46.418	+0.560	11:03:48.664
5	46.106	+0.248	11:04:34.770
6	46.404	+0.546	11:05:21.174
7	45.858		11:06:07.032
8	45.914	+0.056	11:06:52.946
9	46.429	+0.571	11:07:39.375
10	46.522	+0.664	11:08:25.897
11	48.282	+2.424	11:09:14.179
12	46.609	+0.751	11:10:00.788

(20) Philipp Menzner

Runde	Rundenzeit	Diff.	Tageszeit
1	54.211	+8.293	11:01:07.813
2	51.645	+5.727	11:01:59.458
3	46.674	+0.756	11:02:46.132
4	46.263	+0.345	11:03:32.395
5	47.455	+1.537	11:04:19.850
6	46.369	+0.451	11:05:06.219
7	46.076	+0.158	11:05:52.295
8	45.918		11:06:38.213
9	46.031	+0.113	11:07:24.244

(44) Joel Sturm

Runde	Rundenzeit	Diff.	Tageszeit
1	49.467	+3.510	11:01:33.482
2	47.208	+1.251	11:02:20.690
3	46.289	+0.332	11:03:06.979
4	45.968	+0.011	11:03:52.947
5	46.070	+0.113	11:04:39.017
6	45.957		11:05:24.974
7	45.975	+0.018	11:06:10.949
8	46.019	+0.062	11:06:56.968
9	46.094	+0.137	11:07:43.062
10	46.171	+0.214	11:08:29.233
11	46.363	+0.406	11:09:15.596
12	46.223	+0.266	11:10:01.819

(12) Sebastian Schmidt

Runde	Rundenzeit	Diff.	Tageszeit
1	54.367	+8.348	11:02:18.017
2	47.558	+1.539	11:03:05.575
3	46.296	+0.277	11:03:51.871
4	46.019		11:04:37.890
5	46.176	+0.157	11:05:24.066
6	46.059	+0.040	11:06:10.125
7	48.656	+2.637	11:06:58.781
8	46.658	+0.639	11:07:45.439
9	47.511	+1.492	11:08:32.950
10	46.382	+0.363	11:09:19.332
11	47.295	+1.276	11:10:06.627

(10) Nick Rommershausen

Runde	Rundenzeit	Diff.	Tageszeit
1	50.140	+4.087	11:01:09.626
2	50.038	+3.985	11:01:59.664
3	46.837	+0.784	11:02:46.501
4	46.104	+0.051	11:03:32.605
5	46.535	+0.482	11:04:19.140

Runde	Rundenzeit	Diff.	Tageszeit
6	46.162	+0.109	11:05:05.302
7	46.053		11:05:51.355
8	46.288	+0.235	11:06:37.643
9	46.364	+0.311	11:07:24.007
10	46.573	+0.520	11:08:10.580
11	46.736	+0.683	11:08:57.316

(35) Elias Sauerbier

Runde	Rundenzeit	Diff.	Tageszeit
1	49.434	+3.281	11:01:45.674
2	46.778	+0.625	11:02:32.452
3	46.567	+0.414	11:03:19.019
4	46.493	+0.340	11:04:05.512
5	46.320	+0.167	11:04:51.832
6	46.318	+0.165	11:05:38.150
7	46.153		11:06:24.303
8	46.317	+0.164	11:07:10.620
9	46.452	+0.299	11:07:57.072
10	46.898	+0.745	11:08:43.970
11	46.303	+0.150	11:09:30.273

(25) Rohail Ul-Haque

Runde	Rundenzeit	Diff.	Tageszeit
1	51.158	+4.914	11:01:12.064
2	48.636	+2.392	11:02:00.700
3	46.733	+0.489	11:02:47.433
4	46.244		11:03:33.677
5	46.686	+0.442	11:04:20.363
6	47.390	+1.146	11:05:07.753
7	47.919	+1.675	11:05:55.672
8	47.452	+1.208	11:06:43.124
9	47.515	+1.271	11:07:30.639
10	47.008	+0.764	11:08:17.647
11	48.472	+2.228	11:09:06.119
12	46.557	+0.313	11:09:52.676

(14) Janek Simmet

Runde	Rundenzeit	Diff.	Tageszeit
1	51.981	+5.642	11:02:16.406
2	46.925	+0.586	11:03:03.331
3	47.097	+0.758	11:03:50.428
4	46.655	+0.316	11:04:37.083
5	46.384	+0.045	11:05:23.467
6	46.444	+0.105	11:06:09.911
7	46.624	+0.285	11:06:56.535
8	46.455	+0.116	11:07:42.990
9	46.677	+0.338	11:08:29.667
10	46.339		11:09:16.006
11	46.737	+0.398	11:10:02.743

(3) Marius Preibisch

Runde	Rundenzeit	Diff.	Tageszeit
1	51.676	+5.259	11:01:11.798
2	51.239	+4.822	11:02:03.037
3	46.864	+0.447	11:02:49.901
4	46.417		11:03:36.318
5	47.279	+0.862	11:04:23.597
6	46.682	+0.265	11:05:10.279
7	46.660	+0.243	11:05:56.939
8	47.092	+0.675	11:06:44.031
9	46.818	+0.401	11:07:30.849
10	47.974	+1.557	11:08:18.823
11	46.825	+0.408	11:09:05.648
12	46.830	+0.413	11:09:52.478
13	49.289	+2.872	11:10:41.767

(9) Sandro Ritz

Runde	Rundenzeit	Diff.	Tageszeit
1	54.230	+7.723	11:01:51.338
2	48.041	+1.534	11:02:39.379
3	47.530	+1.023	11:03:26.909

Runde	Rundenzeit	Diff.	Tageszeit
4	46.875	+0.368	11:04:13.784
5	46.844	+0.337	11:05:00.628
6	46.507		11:05:47.135
7	48.161	+1.654	11:06:35.296
8	46.841	+0.334	11:07:22.137
9	47.433	+0.926	11:08:09.570
10	47.608	+1.101	11:08:57.178
11	48.829	+2.322	11:09:46.007
12	47.210	+0.703	11:10:33.217

(2) Florian Ernst

Runde	Rundenzeit	Diff.	Tageszeit
1	50.575	+4.055	11:01:18.045
2	47.280	+0.760	11:02:05.325
3	47.874	+1.354	11:02:53.199
4	46.520		11:03:39.719
5	47.206	+0.686	11:04:26.925
6	46.832	+0.312	11:05:13.757
7	46.712	+0.192	11:06:00.469
8	46.942	+0.422	11:06:47.411
9	46.954	+0.434	11:07:34.365
10	47.074	+0.554	11:08:21.439
11	47.327	+0.807	11:09:08.766
12	47.434	+0.914	11:09:56.200
13	47.772	+1.252	11:10:43.972

(23) Jeremy Banasik

Runde	Rundenzeit	Diff.	Tageszeit
1	52.151	+5.498	11:01:08.090
2	54.207	+7.554	11:02:02.297
3	54.492	+7.839	11:02:56.789
4	46.912	+0.259	11:03:43.701
5	46.864	+0.211	11:04:30.565
6	46.645	-0.008	11:05:17.210
7	46.793	+0.140	11:06:04.003
8	47.004	+0.351	11:06:51.007
9	46.653		11:07:37.660
10	46.817	+0.164	11:08:24.477

(204) Mark Risse

Runde	Rundenzeit	Diff.	Tageszeit
1	53.567	+6.462	11:01:07.938
2	48.777	+1.672	11:01:56.715
3	47.105		11:02:43.820
4	47.994	+0.889	11:03:31.814
5	47.404	+0.299	11:04:19.218
6	48.301	+1.196	11:05:07.519
7	47.191	+0.086	11:05:54.710
8	47.449	+0.344	11:06:42.159
9	47.857	+0.752	11:07:30.016
10	47.415	+0.310	11:08:17.431
11	47.263	+0.158	11:09:04.694
12	47.625	+0.520	11:09:52.319
13	47.685	+0.580	11:10:40.004

WAKC Kerpen

X30 Sen+KE

Erftlandring 1,107 Km

1.Lauf

22.04.2018 14:05

Rennen (16 Runden)

14	9
	27
13	14
	25
12	35
	23
11	12
	21
10	20
	19
9	15
	17
8	7
	15
7	19
	13
6	27
	11
5	11
	9
4	55
	7
3	31
	5
2	28
	3
1	30
	1

POLE POSITION 1

2
28
3
26
25
24
10
22
44
20
210
18
5
16
99
14
8
12
77
10
22
8
18
6
33
4
24
2



Reg-Nr.: K01/2018

Orbits

Rennleiter Andreas Ehm

Zeitnahme: Monika Riehmers

Andreas Ehm

MR



WAKC Kerpen

X30 Sen+KE

Erftlandring 1,107 Km

1.Lauf


22.04.2018 14:05

Rennen (16 Runden)

15

23
29

204
30



Reg-Nr.: K01/2018

Orbits

Rennleiter Andreas Ehm

Zeitnahme: Monika Riehmers



WAKC Kerpen

X30 Sen+KE

Erftlandring 1,107 Km

1.Lauf

22.04.2018 14:05

Rennen (16 Runden) gestartet um 14:08:21

Pos.	Nr.	Ga	Name	Wohnort	Fabrikat	Bewerber/Sponsor	Rnd.	Gesamtzeit	Diff.	Beste Zeit	In Rd.	Pkt.
1	30	Ja	Jan Philipp Springos	GER-Olpe	KR/IAME	HTTP Kart Team/	16	12:14.235		45.557	9	20
2	31	Ja	Luci Trefz	GER-Wüstenrot	KR/IAME	HTP Kart Team/	16	12:14.459	0.224	45.413	9	18
3	24	Ja	Henrik Schulze Frenking	GER-Nottuln	Intrepid/IAME	Team Hemkemeyer/	16	12:16.159	1.924	45.657	10	16
4	28	Ja	Ben Fricke	GER-Arnsberg	Tony/Kosmic/IAI	RMW Motorsport/	16	12:16.415	2.180	45.648	7	15
5	33	Ja	Alexander Siegers	GER-Niederkrüchten	CRG/IAME	RTG Kartsport/	16	12:20.183	5.948	45.828	5	14
6	77	Ja	Felix Wischlitzki	GER-Donauwörth	Formula/IAME	AK-Racing/	16	12:20.423	6.188	45.713	7	13
7	22		Maximilian Kannegiesser	GER-Rimbach	Kosmic/IAME	RMW Motorsport/AC Bensheim/ S2P/ Si	16	12:22.635	8.400	45.870	15	12
8	7		Marvin Petruschinski	GER-Dortmund	Parolin/IAME	PK-MOTORSPORT/LableTec / AMC Walt	16	12:23.632	9.397	45.902	7	11
9	27	Ja	Maximilian Dabbert	GER-Kleinrinderfeld	Jesolo/IAME	TR Motorsport/	16	12:25.963	11.728	45.872	11	10
10	18		Louis Leidingner	GER-Münster	Intrepid/IAME	Team Hemkemeyer/	16	12:27.268	13.033	45.739	8	9
11	99	Ja	Tom Bollake	GER-Gronau	Tony/IAME	/	16	12:29.415	15.180	45.940	7	8
12	15		Louis Klinkhammer	GER-Krombach	Praga/IAME	Louis Klinkhammer/MSC Mühlheim e.V.	16	12:30.067	15.832	46.019	8	7
13	35		Elias Sauerbier	GER-Geismar	Maranello/IAME	/FAC / RSG Altensteiner Oberland	16	12:30.387	16.152	46.086	15	6
14	44		Joel Sturm	GER-Brühl	Kosmic /IAME	Alljo- Hima- Kart- Team/Fuldaer AC	16	12:31.128	16.893	46.243	4	5
15	5		Nico Noel Manka	GER-Unna	Sodi/IAME	PK - Motorsport/MSC Bork	16	12:32.867	18.632	46.193	7	4
16	10		Nick Rommershausen	GER-Montabaur	Kosmic/IAME	AMC Arzbach / RMW Motorsport/DMSB	16	12:34.333	20.098	46.302	13	3
17	19	Ja	Felix Arndt	GER-Wickede	Haase/IAME	Kartsport-Lehnert by keep-racing/	16	12:35.517	21.282	45.921	8	2
18	11		Lukas Karamitsios	GER-Hagen	Sodi/IAME	NK Hellas Motorsport/Beule Kart/	16	12:35.726	21.491	45.687	15	1
19	210	Ja	Kai Walk	GER-	Gillard/IAME	KW Racing/ADAC Pfalz	16	12:37.606	23.371	46.057	8	1
20	20		Philipp Menzner	GER-Spiesen-Elversberg	FA Alonso Kart/I	RMW Motorsport/MSC Eppelborn	16	12:40.446	26.211	46.215	16	1
21	8		Mika Rausch	GER-Ahlen	DR/IAME	RRT Rausch-Racing-Team/	16	12:42.615	28.380	46.000	6	1
22	3		Marius Preibisch	GER-Neuberg	Lenzo/IAME	Marius Preibisch / HB Racing Team/AC-	16	12:43.187	28.952	46.462	8	1
23	23	Ja	Jeremy Banasik	GER-Dorsten	OK/IAME	Banasik/	16	12:46.559	32.324	46.851	6	1
24	12		Sebastian Schmidt	GER-Grasellenbach	Sodi/IAME	NK Hellas Motorsport / Beule Kart/AC B	16	12:50.851	36.616	46.784	5	1
25	25	Ja	Rohail Ul-Haque	GER-Bielefeld	Sodi/IAME	/	16	12:50.885	36.650	46.721	7	1
26	14		Janek Simmet	GER-Eppelborn	CORSE/IAME	/	16	12:50.925	36.690	46.616	9	1
27	204	Ja	Mark Risse	GER-Werl	Expriit/IAME	Team Hemkemeyer/Msc Werl	16	12:55.701	41.466	47.142	12	1
28	9		Sandro Ritz	GER-Künzell	Tony/IAME	HB Racing /FAC Fulda	16	12:55.973	41.738	47.116	12	1
Nicht gewertet: (75% = 12 Rnd.)												
DNF	2		Florian Ernst	GER-Fischbach /Nahe	TOP Kart/IAME	Dischner Racing/	11	8:51.964	DNF	46.781	4	0
DNF	55	Ja	Michel Boensmann	GER-Wuppertal	Gillard/IAME	Marc Bröcker/MSR/MSC Langenfeld		0.662	DNF		0	0

Bemerkungen

Ergebnis vorbehaltlich technischen und sportlichen Nachuntersuchung
 Gestartet: 30 Gewertet: 28 nicht Gewertet: 2
 Start-Nr.: 25 + 5 sek Rennleiterentscheidung)
 Start-Nr.: 18,19,210,20,9,204,14 + 5 sek Spoiler

Vorsprung	Ø km/h	Beste Rundenzeit	km/h	Beste Runde von
0.224	86,843	45.413	87,755	31 - Luci Trefz

Reg-Nr.: K01/2018

Orbits

Rennleiter Andreas Ehm

Zeitnahme: Monika Riehmers

Andreas Ehm



WAKC Kerpen

X30 Sen+KE

Erftlandring 1,107 Km

1.Lauf

22.04.2018 14:05

Rennen (16 Runden) gestartet um 14:08:21

Runde	Rundenzeit	Diff.	Tageszeit
(30) Jan Philipp Springos			
1	47.411	+1.854	14:09:08.892
2	46.346	+0.789	14:09:55.238
3	46.232	+0.675	14:10:41.470
4	46.012	+0.455	14:11:27.482
5	45.712	+0.155	14:12:13.194
6	45.790	+0.233	14:12:58.984
7	45.663	+0.106	14:13:44.647
8	45.598	+0.041	14:14:30.245
9	45.557		14:15:15.802
10	45.720	+0.163	14:16:01.522
11	45.702	+0.145	14:16:47.224
12	45.689	+0.132	14:17:32.913
13	45.620	+0.063	14:18:18.533
14	45.589	+0.032	14:19:04.122
15	45.775	+0.218	14:19:49.897
16	45.819	+0.262	14:20:35.716

Runde	Rundenzeit	Diff.	Tageszeit
(31) Luci Trefz			
1	48.234	+2.821	14:09:10.260
2	45.938	+0.525	14:09:56.198
3	46.137	+0.724	14:10:42.335
4	45.808	+0.395	14:11:28.143
5	45.729	+0.316	14:12:13.872
6	45.769	+0.356	14:12:59.641
7	45.648	+0.235	14:13:45.289
8	45.846	+0.433	14:14:31.135
9	45.413		14:15:16.548
10	45.512	+0.099	14:16:02.060
11	45.495	+0.082	14:16:47.555
12	45.688	+0.275	14:17:33.243
13	45.620	+0.207	14:18:18.863
14	45.561	+0.148	14:19:04.424
15	45.688	+0.275	14:19:50.112
16	45.828	+0.415	14:20:35.940

Runde	Rundenzeit	Diff.	Tageszeit
(24) Henrik Schulze Frenking			
1	47.706	+2.049	14:09:09.390
2	46.306	+0.649	14:09:55.696
3	46.216	+0.559	14:10:41.912
4	45.991	+0.334	14:11:27.903
5	45.783	+0.126	14:12:13.686
6	45.725	+0.068	14:12:59.411
7	45.701	+0.044	14:13:45.112
8	46.245	+0.588	14:14:31.357
9	45.694	+0.037	14:15:17.051
10	45.657		14:16:02.708
11	45.722	+0.065	14:16:48.430
12	45.770	+0.113	14:17:34.200
13	45.849	+0.192	14:18:20.049
14	45.841	+0.184	14:19:05.890
15	45.766	+0.109	14:19:51.656
16	45.984	+0.327	14:20:37.640

Runde	Rundenzeit	Diff.	Tageszeit
(28) Ben Fricke			
1	48.006	+2.358	14:09:09.748
2	46.122	+0.474	14:09:55.870
3	46.374	+0.726	14:10:42.244
4	46.143	+0.495	14:11:28.387
5	45.744	+0.096	14:12:14.131
6	45.784	+0.136	14:12:59.915
7	45.648		14:13:45.563
8	45.922	+0.274	14:14:31.485
9	45.802	+0.154	14:15:17.287
10	45.690	+0.042	14:16:02.977

Runde	Rundenzeit	Diff.	Tageszeit
11	45.811	+0.163	14:16:48.788
12	45.714	+0.066	14:17:34.502
13	45.817	+0.169	14:18:20.319
14	45.867	+0.219	14:19:06.186
15	45.836	+0.188	14:19:52.022
16	45.874	+0.226	14:20:37.896

Runde	Rundenzeit	Diff.	Tageszeit
(33) Alexander Siegers			
1	48.544	+2.716	14:09:10.449
2	46.081	+0.253	14:09:56.530
3	46.361	+0.533	14:10:42.891
4	46.122	+0.294	14:11:29.013
5	45.828		14:12:14.841
6	46.002	+0.174	14:13:00.843
7	46.361	+0.533	14:13:47.204
8	46.142	+0.314	14:14:33.346
9	45.945	+0.117	14:15:19.291
10	45.921	+0.093	14:16:05.212
11	45.844	+0.016	14:16:51.056
12	46.028	+0.200	14:17:37.084
13	46.093	+0.265	14:18:23.177
14	46.089	+0.261	14:19:09.266
15	46.178	+0.350	14:19:55.444
16	46.220	+0.392	14:20:41.664

Runde	Rundenzeit	Diff.	Tageszeit
(77) Felix Wischlitzki			
1	49.264	+3.551	14:09:11.733
2	46.519	+0.806	14:09:58.252
3	46.226	+0.513	14:10:44.478
4	45.890	+0.177	14:11:30.368
5	45.843	+0.130	14:12:16.211
6	45.946	+0.233	14:13:02.157
7	45.713		14:13:47.870
8	46.045	+0.332	14:14:33.915
9	45.840	+0.127	14:15:19.755
10	45.799	+0.086	14:16:05.554
11	45.950	+0.237	14:16:51.504
12	45.856	+0.143	14:17:37.360
13	46.091	+0.378	14:18:23.451
14	46.037	+0.324	14:19:09.488
15	46.314	+0.601	14:19:55.802
16	46.102	+0.389	14:20:41.904

Runde	Rundenzeit	Diff.	Tageszeit
(22) Maximilian Kannegiesser			
1	49.328	+3.458	14:09:11.511
2	46.627	+0.757	14:09:58.138
3	46.702	+0.832	14:10:44.840
4	46.227	+0.357	14:11:31.067
5	46.027	+0.157	14:12:17.094
6	46.200	+0.330	14:13:03.294
7	46.078	+0.208	14:13:49.372
8	46.137	+0.267	14:14:35.509
9	46.141	+0.271	14:15:21.650
10	46.557	+0.687	14:16:08.207
11	46.043	+0.173	14:16:54.250
12	46.004	+0.134	14:17:40.254
13	45.984	+0.114	14:18:26.238
14	45.941	+0.071	14:19:12.179
15	45.870		14:19:58.049
16	46.067	+0.197	14:20:44.116

Runde	Rundenzeit	Diff.	Tageszeit
(7) Marvin Petruschinski			
1	49.678	+3.776	14:09:12.520
2	46.511	+0.609	14:09:59.031
3	46.112	+0.210	14:10:45.143
4	46.539	+0.637	14:11:31.682

Runde	Rundenzeit	Diff.	Tageszeit
5	46.190	+0.288	14:12:17.872
6	46.567	+0.665	14:13:04.439
7	45.902		14:13:50.341
8	45.924	+0.022	14:14:36.265
9	46.017	+0.115	14:15:22.282
10	46.244	+0.342	14:16:08.526
11	46.191	+0.289	14:16:54.717
12	46.090	+0.188	14:17:40.807
13	45.919	+0.017	14:18:26.726
14	46.111	+0.209	14:19:12.837
15	46.082	+0.180	14:19:58.919
16	46.194	+0.292	14:20:45.113

Runde	Rundenzeit	Diff.	Tageszeit
(27) Maximilian Dabbert			
1	51.376	+5.504	14:09:14.029
2	46.796	+0.924	14:10:00.825
3	46.531	+0.659	14:10:47.356
4	46.306	+0.434	14:11:33.662
5	46.119	+0.247	14:12:19.781
6	46.076	+0.204	14:13:05.857
7	46.050	+0.178	14:13:51.907
8	46.004	+0.132	14:14:37.911
9	47.070	+1.198	14:15:24.981
10	46.175	+0.303	14:16:11.156
11	45.872		14:16:57.028
12	46.157	+0.285	14:17:43.185
13	46.083	+0.211	14:18:29.268
14	46.105	+0.233	14:19:15.373
15	46.068	+0.196	14:20:01.441
16	46.003	+0.131	14:20:47.444

Runde	Rundenzeit	Diff.	Tageszeit
(18) Louis Leidinger			
1	50.790	+5.051	14:09:12.857
2	46.428	+0.689	14:09:59.285
3	46.067	+0.328	14:10:45.352
4	46.826	+1.087	14:11:32.178
5	45.902	+0.163	14:12:18.080
6	46.191	+0.452	14:13:04.271
7	45.910	+0.171	14:13:50.181
8	45.739		14:14:35.920
9	45.872	+0.133	14:15:21.792
10	46.219	+0.480	14:16:08.011
11	45.852	+0.113	14:16:53.863
12	45.805	+0.066	14:17:39.668
13	45.974	+0.235	14:18:25.642
14	46.018	+0.279	14:19:11.660
15	45.960	+0.221	14:19:57.620
16	46.129	+0.390	14:20:43.749

Runde	Rundenzeit	Diff.	Tageszeit
(99) Tom Bollake			
1	50.477	+4.537	14:09:13.271
2	46.684	+0.744	14:09:59.955
3	46.323	+0.383	14:10:46.278
4	46.424	+0.484	14:11:32.702
5	46.164	+0.224	14:12:18.866
6	46.297	+0.357	14:13:05.163
7	45.940		14:13:51.103
8	45.967	+0.027	14:14:37.070
9	47.320	+1.380	14:15:24.390
10	46.186	+0.246	14:16:10.576
11	46.264	+0.324	14:16:56.840
12	47.209	+1.269	14:17:44.049
13	46.717	+0.777	14:18:30.766
14	46.762	+0.822	14:19:17.528
15	46.876	+0.936	14:20:04.404
16	46.492	+0.552	14:20:50.896

WAKC Kerpen

X30 Sen+KE

Erftlandring 1,107 Km

1.Lauf

22.04.2018 14:05

Rennen (16 Runden) gestartet um 14:08:21

Runde	Rundenzeit	Diff.	Tageszeit
(15) Louis Klinkhammer			
1	50.798	+4.779	14:09:13.804
2	46.764	+0.745	14:10:00.568
3	46.230	+0.211	14:10:46.798
4	46.347	+0.328	14:11:33.145
5	46.036	+0.017	14:12:19.181
6	46.386	+0.367	14:13:05.567
7	46.098	+0.079	14:13:51.665
8	46.019		14:14:37.684
9	46.968	+0.949	14:15:24.652
10	46.639	+0.620	14:16:11.291
11	46.174	+0.155	14:16:57.465
12	46.678	+0.659	14:17:44.143
13	46.694	+0.675	14:18:30.837
14	46.770	+0.751	14:19:17.607
15	47.189	+1.170	14:20:04.796
16	46.752	+0.733	14:20:51.548

Runde	Rundenzeit	Diff.	Tageszeit
(35) Elias Sauerbier			
1	51.078	+4.992	14:09:14.560
2	47.403	+1.317	14:10:01.963
3	46.459	+0.373	14:10:48.422
4	46.320	+0.234	14:11:34.742
5	46.571	+0.485	14:12:21.313
6	46.686	+0.600	14:13:07.999
7	46.216	+0.130	14:13:54.215
8	46.458	+0.372	14:14:40.673
9	46.421	+0.335	14:15:27.094
10	46.661	+0.575	14:16:13.755
11	46.334	+0.248	14:17:00.089
12	46.313	+0.227	14:17:46.402
13	46.503	+0.417	14:18:32.905
14	46.176	+0.090	14:19:19.081
15	46.086		14:20:05.167
16	46.701	+0.615	14:20:51.868

Runde	Rundenzeit	Diff.	Tageszeit
(44) Joel Sturm			
1	50.943	+4.700	14:09:14.205
2	46.935	+0.692	14:10:01.140
3	46.489	+0.246	14:10:47.629
4	46.243		14:11:33.872
5	46.679	+0.436	14:12:20.551
6	46.677	+0.434	14:13:07.228
7	46.256	+0.013	14:13:53.484
8	47.077	+0.834	14:14:40.561
9	46.422	+0.179	14:15:26.983
10	46.662	+0.419	14:16:13.645
11	46.765	+0.522	14:17:00.410
12	46.284	+0.041	14:17:46.694
13	46.427	+0.184	14:18:33.121
14	46.707	+0.464	14:19:19.828
15	46.403	+0.160	14:20:06.231
16	46.378	+0.135	14:20:52.609

Runde	Rundenzeit	Diff.	Tageszeit
(5) Nico Noel Manka			
1	50.634	+4.441	14:09:13.590
2	46.826	+0.633	14:10:00.416
3	46.657	+0.464	14:10:47.073
4	46.399	+0.206	14:11:33.472
5	47.340	+1.147	14:12:20.812
6	47.040	+0.847	14:13:07.852
7	46.193		14:13:54.045
8	47.308	+1.115	14:14:41.353
9	46.438	+0.245	14:15:27.791
10	46.367	+0.174	14:16:14.158

Runde	Rundenzeit	Diff.	Tageszeit
11	46.521	+0.328	14:17:00.679
12	46.465	+0.272	14:17:47.144
13	46.310	+0.117	14:18:33.454
14	47.592	+1.399	14:19:21.046
15	46.637	+0.444	14:20:07.683
16	46.665	+0.472	14:20:54.348

Runde	Rundenzeit	Diff.	Tageszeit
(10) Nick Rommershausen			
1	51.697	+5.395	14:09:15.498
2	47.618	+1.316	14:10:03.116
3	47.642	+1.340	14:10:50.758
4	46.946	+0.644	14:11:37.704
5	46.540	+0.238	14:12:24.244
6	47.281	+0.979	14:13:11.525
7	46.372	+0.070	14:13:57.897
8	46.488	+0.186	14:14:44.385
9	46.455	+0.153	14:15:30.840
10	46.356	+0.054	14:16:17.196
11	46.317	+0.015	14:17:03.513
12	46.665	+0.363	14:17:50.178
13	46.302		14:18:36.480
14	46.476	+0.174	14:19:22.956
15	46.510	+0.208	14:20:09.466
16	46.348	+0.046	14:20:55.814

Runde	Rundenzeit	Diff.	Tageszeit
(19) Felix Amdt			
1	50.195	+4.274	14:09:12.949
2	46.618	+0.697	14:09:59.567
3	46.077	+0.156	14:10:45.644
4	46.775	+0.854	14:11:32.419
5	45.938	+0.017	14:12:18.357
6	46.420	+0.499	14:13:04.777
7	46.026	+0.105	14:13:50.803
8	45.921		14:14:36.724
9	47.791	+1.870	14:15:24.515
10	46.529	+0.608	14:16:11.044
11	47.036	+1.115	14:16:58.080
12	46.375	+0.454	14:17:44.455
13	46.677	+0.756	14:18:31.132
14	46.757	+0.836	14:19:17.889
15	47.114	+1.193	14:20:05.003
16	46.995	+1.074	14:20:51.998

Runde	Rundenzeit	Diff.	Tageszeit
(11) Lukas Karamitsios			
1	52.185	+6.498	14:09:14.742
2	47.008	+1.321	14:10:01.750
3	46.363	+0.676	14:10:48.113
4	46.027	+0.340	14:11:34.140
5	47.090	+1.403	14:12:21.230
6	46.311	+0.624	14:13:07.541
7	46.037	+0.350	14:13:53.578
8	46.004	+0.317	14:14:39.582
9	45.802	+0.115	14:15:25.384
10	46.463	+0.776	14:16:11.847
11	47.050	+1.363	14:16:58.897
12	55.122	+9.435	14:17:54.019
13	45.858	+0.171	14:18:39.877
14	45.922	+0.235	14:19:25.799
15	45.687		14:20:11.486
16	45.721	+0.034	14:20:57.207

Runde	Rundenzeit	Diff.	Tageszeit
(210) Kai Walk			
1	50.209	+4.152	14:09:13.414
2	46.798	+0.741	14:10:00.212
3	46.378	+0.321	14:10:46.590
4	46.370	+0.313	14:11:32.960

Runde	Rundenzeit	Diff.	Tageszeit
5	46.141	+0.084	14:12:19.101
6	46.290	+0.233	14:13:05.391
7	46.157	+0.100	14:13:51.548
8	46.057		14:14:37.605
9	47.582	+1.525	14:15:25.187
10	46.556	+0.499	14:16:11.743
11	47.095	+1.038	14:16:58.838
12	47.345	+1.288	14:17:46.183
13	46.640	+0.583	14:18:32.823
14	47.668	+1.611	14:19:20.491
15	46.798	+0.741	14:20:07.289
16	46.798	+0.741	14:20:54.087

Runde	Rundenzeit	Diff.	Tageszeit
(20) Philipp Menzner			
1	51.524	+5.309	14:09:15.995
2	47.752	+1.537	14:10:03.747
3	47.162	+0.947	14:10:50.909
4	46.998	+0.783	14:11:37.907
5	47.140	+0.925	14:12:25.047
6	46.967	+0.752	14:13:12.014
7	46.942	+0.727	14:13:58.956
8	47.184	+0.969	14:14:46.140
9	46.402	+0.187	14:15:32.542
10	46.387	+0.172	14:16:18.929
11	46.336	+0.121	14:17:05.265
12	46.301	+0.086	14:17:51.566
13	46.371	+0.156	14:18:37.937
14	46.482	+0.267	14:19:24.419
15	46.293	+0.078	14:20:10.712
16	46.215		14:20:56.927

Runde	Rundenzeit	Diff.	Tageszeit
(8) Mika Rausch			
1	1:03.527	+17.527	14:09:26.094
2	46.970	+0.970	14:10:13.064
3	46.366	+0.366	14:10:59.430
4	46.102	+0.102	14:11:45.532
5	46.109	+0.109	14:12:31.641
6	46.000		14:13:17.641
7	46.621	+0.621	14:14:04.262
8	46.302	+0.302	14:14:50.564
9	47.065	+1.065	14:15:37.629
10	46.078	+0.078	14:16:23.707
11	46.021	+0.021	14:17:09.728
12	47.861	+1.861	14:17:57.589
13	46.772	+0.772	14:18:44.361
14	46.884	+0.884	14:19:31.245
15	46.520	+0.520	14:20:17.765
16	46.331	+0.331	14:21:04.096

Runde	Rundenzeit	Diff.	Tageszeit
(3) Marius Preibisch			
1	52.297	+5.835	14:09:16.274
2	48.183	+1.721	14:10:04.457
3	47.844	+1.382	14:10:52.301
4	47.975	+1.513	14:11:40.276
5	47.408	+0.946	14:12:27.684
6	47.551	+1.089	14:13:15.235
7	47.140	+0.678	14:14:02.375
8	46.462		14:14:48.837
9	46.487	+0.025	14:15:35.324
10	46.586	+0.124	14:16:21.910
11	47.672	+1.210	14:17:09.582
12	47.729	+1.267	14:17:57.311
13	46.931	+0.469	14:18:44.242
14	46.920	+0.458	14:19:31.162
15	46.974	+0.512	14:20:18.136
16	46.532	+0.070	14:21:04.668

Reg-Nr.: K01/2018

Orbits

Rennleiter Andreas Ehm

Zeitnahme: Monika Riehmers

Aushang: h

WAKC Kerpen

X30 Sen+KE

Erftlandring 1,107 Km

1.Lauf

22.04.2018 14:05

Rennen (16 Runden) gestartet um 14:08:21

Runde	Rundenzeit	Diff.	Tageszeit
(23) Jeremy Banasik			
1	52.898	+6.047	14:09:17.511
2	48.561	+1.710	14:10:06.072
3	47.204	+0.353	14:10:53.276
4	47.482	+0.631	14:11:40.758
5	47.972	+1.121	14:12:28.730
6	46.851		14:13:15.581
7	47.483	+0.632	14:14:03.064
8	47.430	+0.579	14:14:50.494
9	47.668	+0.817	14:15:38.162
10	47.393	+0.542	14:16:25.555
11	47.042	+0.191	14:17:12.597
12	47.158	+0.307	14:17:59.755
13	47.093	+0.242	14:18:46.848
14	46.938	+0.087	14:19:33.786
15	47.000	+0.149	14:20:20.786
16	47.254	+0.403	14:21:08.040

Runde	Rundenzeit	Diff.	Tageszeit
(12) Sebastian Schmidt			
1	57.775	+10.991	14:09:21.309
2	47.879	+1.095	14:10:09.188
3	47.116	+0.332	14:10:56.304
4	46.934	+0.150	14:11:43.238
5	46.784		14:12:30.022
6	46.872	+0.088	14:13:16.894
7	48.076	+1.292	14:14:04.970
8	47.664	+0.880	14:14:52.634
9	47.374	+0.590	14:15:40.008
10	46.842	+0.058	14:16:26.850
11	47.672	+0.888	14:17:14.522
12	47.364	+0.580	14:18:01.886
13	47.080	+0.296	14:18:48.966
14	48.025	+1.241	14:19:36.991
15	47.479	+0.695	14:20:24.470
16	47.862	+1.078	14:21:12.332

Runde	Rundenzeit	Diff.	Tageszeit
(25) Rohail Ul-Haque			
1	51.246	+4.525	14:09:15.103
2	47.804	+1.083	14:10:02.907
3	47.818	+1.097	14:10:50.725
4	46.896	+0.175	14:11:37.621
5	47.968	+1.247	14:12:25.589
6	47.088	+0.367	14:13:12.677
7	46.721		14:13:59.398
8	47.531	+0.810	14:14:46.929
9	47.307	+0.586	14:15:34.236
10	47.128	+0.407	14:16:21.364
11	47.911	+1.190	14:17:09.275
12	47.384	+0.663	14:17:56.659
13	48.235	+1.514	14:18:44.894
14	47.556	+0.835	14:19:32.450
15	47.570	+0.849	14:20:20.020
16	47.346	+0.625	14:21:07.366

Runde	Rundenzeit	Diff.	Tageszeit
(14) Janek Simmet			
1	52.639	+6.023	14:09:16.652
2	48.082	+1.466	14:10:04.734
3	47.336	+0.720	14:10:52.070
4	47.384	+0.768	14:11:39.454
5	47.225	+0.609	14:12:26.679
6	46.882	+0.266	14:13:13.561
7	47.832	+1.216	14:14:01.393
8	46.798	+0.182	14:14:48.191
9	46.616		14:15:34.807
10	46.817	+0.201	14:16:21.624

Runde	Rundenzeit	Diff.	Tageszeit
11	47.789	+1.173	14:17:09.413
12	47.323	+0.707	14:17:56.736
13	47.404	+0.788	14:18:44.140
14	48.764	+2.148	14:19:32.904
15	47.222	+0.606	14:20:20.126
16	47.280	+0.664	14:21:07.406

Runde	Rundenzeit	Diff.	Tageszeit
(204) Mark Risse			
1	51.614	+4.472	14:09:15.800
2	48.567	+1.425	14:10:04.367
3	47.589	+0.447	14:10:51.956
4	48.179	+1.037	14:11:40.135
5	47.373	+0.231	14:12:27.508
6	47.601	+0.459	14:13:15.109
7	47.858	+0.716	14:14:02.967
8	47.359	+0.217	14:14:50.326
9	47.717	+0.575	14:15:38.043
10	48.172	+1.030	14:16:26.215
11	48.169	+1.027	14:17:14.384
12	47.142		14:18:01.526
13	47.321	+0.179	14:18:48.847
14	47.995	+0.853	14:19:36.842
15	47.502	+0.360	14:20:24.344
16	47.838	+0.696	14:21:12.182

Runde	Rundenzeit	Diff.	Tageszeit
(9) Sandro Ritz			
1	53.176	+6.060	14:09:17.423
2	48.373	+1.257	14:10:05.796
3	47.340	+0.224	14:10:53.136
4	47.499	+0.383	14:11:40.635
5	48.777	+1.661	14:12:29.412
6	47.392	+0.276	14:13:16.804
7	47.899	+0.783	14:14:04.703
8	47.736	+0.620	14:14:52.439
9	47.457	+0.341	14:15:39.896
10	47.892	+0.776	14:16:27.788
11	47.339	+0.223	14:17:15.127
12	47.116		14:18:02.243
13	47.392	+0.276	14:18:49.635
14	47.897	+0.781	14:19:37.532
15	47.362	+0.246	14:20:24.894
16	47.560	+0.444	14:21:12.454

Runde	Rundenzeit	Diff.	Tageszeit
(2) Florian Ernst			
1	51.318	+4.537	14:09:15.250
2	47.766	+0.985	14:10:03.016
3	47.328	+0.547	14:10:50.344
4	46.781		14:11:37.125
5	46.955	+0.174	14:12:24.080
6	47.696	+0.915	14:13:11.776
7	47.106	+0.325	14:13:58.882
8	53.221	+6.440	14:14:52.103
9	47.176	+0.395	14:15:39.279
10	47.009	+0.228	14:16:26.288
11	47.157	+0.376	14:17:13.445

Reg-Nr.: K01/2018

Orbits

Rennleiter Andreas Ehm

Zeitnahme: Monika Riehmers



WAKC Kerpen

X30 Sen+KE

Erftlandring 1,107 Km


2.Lauf

22.04.2018 16:45

Rennen (16 Runden)

14	204	9
	27	28
13	25	14
	25	26
12	23	12
	23	24
11	8	3
	21	22
10	210	20
	19	20
9	19	11
	17	18
8	5	10
	15	16
7	35	44
	13	14
6	99	15
	11	12
5	27	18
	9	10
4	22	7
	7	8
3	33	77
	5	6
2	24	28
	3	4
1	30	31
	1	2

POLE POSITION 1



Reg-Nr.: K01/2018

Orbits

Rennleiter Andreas Ehm

Zeitnahme: Monika Riehmers





WAKC Kerpen

X30 Sen+KE


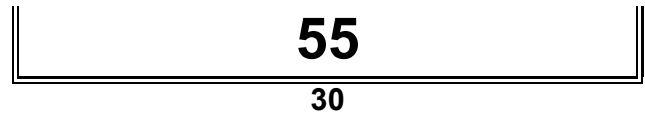
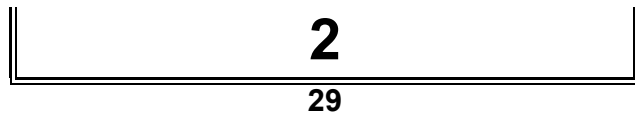
Erftlandring 1,107 Km

2.Lauf

22.04.2018 16:45

Rennen (16 Runden)

15



Reg-Nr.: K01/2018

Orbits

Rennleiter Andreas Ehm

Zeitnahme: Monika Riehmers



WAKC Kerpen

X30 Sen+KE

Erftlandring 1,107 Km

2.Lauf

22.04.2018 17:05

Rennen (16 Runden) gestartet um 17:36:12

Pos.	Nr.	Ga	Name	Wohnort	Fabrikat	Bewerber/Sponsor	Rnd.	Gesamtzeit	Diff.	Beste Zeit	In Rd.	Pkt.
1	30	Ja	Jan Philipp Springos	GER-Olpe	KR/IAME	HTTP Kart Team/	16	12:27.371		45.862	12	20
2	31	Ja	Luci Trefz	GER-Wüstenrot	KR/IAME	HTP Kart Team/	16	12:27.666	0.295	45.944	13	18
3	77	Ja	Felix Wischlitzki	GER-Donauwörth	Formula/IAME	AK-Racing/	16	12:27.895	0.524	45.965	13	16
4	18		Louis Leidinger	GER-Münster	Intrepid/IAME	Team Hemkemeyer/	16	12:28.710	1.339	45.895	13	15
5	22		Maximilian Kannegiesser	GER-Rimbach	Kosmic/IAME	RMW Motorsport/AC Bensheim/ S2P/ Si	16	12:29.156	1.785	45.696	14	14
6	28	Ja	Ben Fricke	GER-Arnsherg	Tony/Kosmic/IAI	RMW Motorsport/	16	12:33.921	6.550	45.940	13	13
7	27	Ja	Maximilian Dabbert	GER-Kleinrinderfeld	Jesolo/IAME	TR Motorsport/	16	12:38.425	11.054	46.308	14	12
8	44		Joel Sturm	GER-Brühl	Kosmic /IAME	Alljo- Hima- Kart- Team/Fuldaer AC	16	12:39.451	12.080	46.295	14	11
9	15		Louis Klinkhammer	GER-Krombach	Praga/IAME	Louis Klinkhammer/MSC Mühlheim e.V.	16	12:44.610	17.239	46.032	10	10
10	99	Ja	Tom Bollake	GER-Gronau	Tony/IAME	/	16	12:48.276	20.905	46.534	11	9
11	33	Ja	Alexander Siegers	GER-Niederkrüchten	CRG/IAME	RTG Kartsport/	16	12:48.968	21.597	46.264	14	8
12	8		Mika Rausch	GER-Ahlen	DR/IAME	RRT Rausch-Racing-Team/	16	12:50.493	23.122	46.175	12	7
13	20		Philipp Menzner	GER-Spiesen-Elversberg	FA Alonso Kart/I	RMW Motorsport/MSC Eppelborn	16	12:50.704	23.333	46.796	13	6
14	10		Nick Rommershausen	GER-Montabaur	Kosmic/IAME	AMC Arzbach / RMW Motorsport/DMSB	16	12:51.072	23.701	46.387	12	5
15	5		Nico Noel Manka	GER-Unna	Sodi/IAME	PK - Motorsport/MSC Bork	16	12:51.422	24.051	47.040	15	4
16	19	Ja	Felix Arndt	GER-Wickede	Haase/IAME	Kartsport-Lehnert by keep-racing/	16	12:52.670	25.299	47.375	7	3
17	35		Elias Sauerbier	GER-Geismar	Maranello/IAME	/FAC / RSG Altensteiner Oberland	16	12:53.399	26.028	46.198	13	2
18	23	Ja	Jeremy Banasik	GER-Dorsten	OK/IAME	Banasik/	16	12:54.539	27.168	46.831	12	1
19	3		Marius Preibisch	GER-Neuberg	Lenzo/IAME	Marius Preibisch / HB Racing Team/AC-	16	12:56.219	28.848	46.898	7	1
20	14		Janek Simmet	GER-Eppelborn	CORSE/IAME	/	16	12:58.943	31.572	46.919	10	1
21	55	Ja	Michel Boensmann	GER-Wuppertal	Gillard/IAME	Marc Bröcker/MSR/MSC Langenfeld	16	12:59.150	31.779	46.178	11	1
22	204	Ja	Mark Risse	GER-Werl	Expri/IAME	Team Hemkemeyer/Msc Werl	16	13:05.624	38.253	47.408	11	1
23	210	Ja	Kai Walk	GER-	Gillard/IAME	KW Racing/ADAC Pfalz	16	13:10.710	43.339	46.790	11	1
24	24	Ja	Henrik Schulze Frenking	GER-Nottuln	Intrepid/IAME	Team Hemkemeyer/	15	12:32.904	1 Runde	46.308	13	1
25	11		Lukas Karamitsios	GER-Hagen	Sodi/IAME	NK Hellas Motorsport/Beule Kart/	13	10:20.498	3 Runden	45.919	11	1
26	9		Sandro Ritz	GER-Künzell	Tony/IAME	HB Racing /FAC Fulda	13	10:50.164	3 Runden	48.524	6	1
Nicht gewertet: (75% = 12 Rnd.)												
	12		Sebastian Schmidt	GER-Grasellenbach	Sodi/IAME	NK Hellas Motorsport / Beule Kart/AC B	11	8:59.457	5 Runden	46.930	11	0
	7		Marvin Petruschinski	GER-Dortmund	Parolin/IAME	PK-MOTORSPORT/LableTec / AMC Walt	2	1:43.093	14 Runden	48.888	2	0
	25	Ja	Rohail Ul-Haque	GER-Bielefeld	Sodi/IAME	/		9.127	16 Runden		0	0
DNS	2		Florian Ernst	GER-Fischbach /Nahe	TOP Kart/IAME	Dischner Racing/			DNS		0	0

Bemerkungen

Ergebnis vorbehaltlich technischen und sportlichen Nachuntersuchung
 Gestartet: 29 Gewertet: 26 nicht Gewertet:3
 Start-Nr.: 28,15,35,3,55,210 + 5 sek Spoiler

Vorsprung	Ø km/h	Beste Rundenzeit	km/h	Beste Runde von
0.295	85,317	45.696	87,211	22 - Maximilian Kannegiesser

Reg-Nr.: K01/2018

Orbits

Rennleiter Andreas Ehm

Zeitnahme: Monika Riehmers



WAKC Kerpen

X30 Sen+KE

Erftlandring 1,107 Km

2.Lauf

22.04.2018 17:05

Rennen (16 Runden) gestartet um 17:36:12

Runde	Rundenzeit	Diff.	Tageszeit
(30) Jan Philipp Springos			
1	49.648	+3.786	17:37:01.792
2	48.176	+2.314	17:37:49.968
3	47.588	+1.726	17:38:37.556
4	47.402	+1.540	17:39:24.958
5	46.652	+0.790	17:40:11.610
6	46.553	+0.691	17:40:58.163
7	46.494	+0.632	17:41:44.657
8	46.279	+0.417	17:42:30.936
9	46.261	+0.399	17:43:17.197
10	46.514	+0.652	17:44:03.711
11	46.060	+0.198	17:44:49.771
12	45.862		17:45:35.633
13	45.919	+0.057	17:46:21.552
14	46.004	+0.142	17:47:07.556
15	45.935	+0.073	17:47:53.491
16	46.024	+0.162	17:48:39.515

Runde	Rundenzeit	Diff.	Tageszeit
(31) Luci Trefz			
1	51.017	+5.073	17:37:03.315
2	48.088	+2.144	17:37:51.403
3	47.377	+1.433	17:38:38.780
4	46.866	+0.922	17:39:25.646
5	46.618	+0.674	17:40:12.264
6	46.346	+0.402	17:40:58.610
7	46.340	+0.396	17:41:44.950
8	46.223	+0.279	17:42:31.173
9	46.167	+0.223	17:43:17.340
10	46.234	+0.290	17:44:03.574
11	45.967	+0.023	17:44:49.541
12	45.967	+0.023	17:45:35.508
13	45.944		17:46:21.452
14	46.289	+0.345	17:47:07.741
15	45.973	+0.029	17:47:53.714
16	46.096	+0.152	17:48:39.810

Runde	Rundenzeit	Diff.	Tageszeit
(77) Felix Wischlitzki			
1	51.088	+5.123	17:37:03.601
2	48.131	+2.166	17:37:51.732
3	47.359	+1.394	17:38:39.091
4	46.953	+0.988	17:39:26.044
5	46.553	+0.588	17:40:12.597
6	46.414	+0.449	17:40:59.011
7	46.436	+0.471	17:41:45.447
8	46.217	+0.252	17:42:31.664
9	46.220	+0.255	17:43:17.884
10	46.094	+0.129	17:44:03.978
11	46.061	+0.096	17:44:50.039
12	46.054	+0.089	17:45:36.093
13	45.965		17:46:22.058
14	46.015	+0.050	17:47:08.073
15	45.994	+0.029	17:47:54.067
16	45.972	+0.007	17:48:40.039

Runde	Rundenzeit	Diff.	Tageszeit
(18) Louis Leidinger			
1	51.578	+5.683	17:37:04.333
2	48.130	+2.235	17:37:52.463
3	47.068	+1.173	17:38:39.531
4	46.842	+0.947	17:39:26.373
5	46.663	+0.768	17:40:13.036
6	46.464	+0.569	17:40:59.500
7	46.262	+0.367	17:41:45.762
8	46.171	+0.276	17:42:31.933
9	46.281	+0.386	17:43:18.214
10	46.132	+0.237	17:44:04.346

Runde	Rundenzeit	Diff.	Tageszeit
11	45.923	+0.028	17:44:50.269
12	46.072	+0.177	17:45:36.341
13	45.895		17:46:22.236
14	46.166	+0.271	17:47:08.402
15	46.420	+0.525	17:47:54.822
16	46.032	+0.137	17:48:40.854

Runde	Rundenzeit	Diff.	Tageszeit
(22) Maximilian Kannegiesser			
1	52.677	+6.981	17:37:05.229
2	47.973	+2.277	17:37:53.202
3	47.640	+1.944	17:38:40.842
4	47.697	+2.001	17:39:28.539
5	46.500	+0.804	17:40:15.039
6	46.309	+0.613	17:41:01.348
7	46.156	+0.460	17:41:47.504
8	46.261	+0.565	17:42:33.765
9	45.977	+0.281	17:43:19.742
10	46.217	+0.521	17:44:05.959
11	45.995	+0.299	17:44:51.954
12	45.834	+0.138	17:45:37.788
13	45.770	+0.074	17:46:23.558
14	45.696		17:47:09.254
15	46.139	+0.443	17:47:55.393
16	45.907	+0.211	17:48:41.300

Runde	Rundenzeit	Diff.	Tageszeit
(28) Ben Fricke			
1	52.684	+6.744	17:37:05.072
2	47.712	+1.772	17:37:52.784
3	47.290	+1.350	17:38:40.074
4	46.716	+0.776	17:39:26.790
5	46.370	+0.430	17:40:13.160
6	46.506	+0.566	17:40:59.666
7	46.553	+0.613	17:41:46.219
8	46.158	+0.218	17:42:32.377
9	46.015	+0.075	17:43:18.392
10	46.576	+0.636	17:44:04.968
11	46.092	+0.152	17:44:51.060
12	45.974	+0.034	17:45:37.034
13	45.940		17:46:22.974
14	46.075	+0.135	17:47:09.049
15	46.063	+0.123	17:47:55.112
16	45.953	+0.013	17:48:41.065

Runde	Rundenzeit	Diff.	Tageszeit
(27) Maximilian Dabbert			
1	52.012	+5.704	17:37:04.636
2	47.998	+1.690	17:37:52.634
3	48.126	+1.818	17:38:40.760
4	48.096	+1.788	17:39:28.856
5	47.268	+0.960	17:40:16.124
6	47.594	+1.286	17:41:03.718
7	46.576	+0.268	17:41:50.294
8	46.720	+0.412	17:42:37.014
9	46.499	+0.191	17:43:23.513
10	46.511	+0.203	17:44:10.024
11	46.444	+0.136	17:44:56.468
12	46.882	+0.574	17:45:43.350
13	46.822	+0.514	17:46:30.172
14	46.308		17:47:16.480
15	46.614	+0.306	17:48:03.094
16	47.475	+1.167	17:48:50.569

Runde	Rundenzeit	Diff.	Tageszeit
(44) Joel Sturm			
1	52.835	+6.540	17:37:05.898
2	48.507	+2.212	17:37:54.405
3	47.586	+1.291	17:38:41.991
4	46.973	+0.678	17:39:28.964

Runde	Rundenzeit	Diff.	Tageszeit
5	47.348	+1.053	17:40:16.312
6	47.116	+0.821	17:41:03.428
7	46.635	+0.340	17:41:50.063
8	46.712	+0.417	17:42:36.775
9	46.521	+0.226	17:43:23.296
10	46.468	+0.173	17:44:09.764
11	46.925	+0.630	17:44:56.689
12	46.535	+0.240	17:45:43.224
13	46.720	+0.425	17:46:29.944
14	46.295		17:47:16.239
15	46.734	+0.439	17:48:02.973
16	48.622	+2.327	17:48:51.595

Runde	Rundenzeit	Diff.	Tageszeit
(15) Louis Klinkhammer			
1	53.681	+7.649	17:37:06.554
2	49.465	+3.433	17:37:56.019
3	48.155	+2.123	17:38:44.174
4	47.390	+1.358	17:39:31.564
5	47.059	+1.027	17:40:18.623
6	46.856	+0.824	17:41:05.479
7	46.553	+0.521	17:41:52.032
8	46.571	+0.539	17:42:38.603
9	46.197	+0.165	17:43:24.800
10	46.032		17:44:10.832
11	46.197	+0.165	17:44:57.029
12	46.498	+0.466	17:45:43.527
13	47.114	+1.082	17:46:30.641
14	46.134	+0.102	17:47:16.775
15	47.051	+1.019	17:48:03.826
16	47.928	+1.896	17:48:51.754

Runde	Rundenzeit	Diff.	Tageszeit
(99) Tom Bollake			
1	53.071	+6.537	17:37:05.792
2	50.853	+4.319	17:37:56.645
3	48.397	+1.863	17:38:45.042
4	47.919	+1.385	17:39:32.961
5	47.457	+0.923	17:40:20.418
6	47.419	+0.885	17:41:07.837
7	48.273	+1.739	17:41:56.110
8	46.734	+0.200	17:42:42.844
9	47.453	+0.919	17:43:30.297
10	47.170	+0.636	17:44:17.467
11	46.534		17:45:04.001
12	46.750	+0.216	17:45:50.751
13	46.559	+0.025	17:46:37.310
14	47.767	+1.233	17:47:25.077
15	47.644	+1.110	17:48:12.721
16	47.699	+1.165	17:49:00.420

Runde	Rundenzeit	Diff.	Tageszeit
(33) Alexander Siegers			
1	56.066	+9.802	17:37:08.536
2	49.181	+2.917	17:37:57.717
3	48.362	+2.098	17:38:46.079
4	48.346	+2.082	17:39:34.425
5	47.653	+1.389	17:40:22.078
6	47.134	+0.870	17:41:09.212
7	47.415	+1.151	17:41:56.627
8	46.637	+0.373	17:42:43.264
9	47.213	+0.949	17:43:30.477
10	46.571	+0.307	17:44:17.048
11	46.565	+0.301	17:45:03.613
12	46.568	+0.304	17:45:50.181
13	46.383	+0.119	17:46:36.564
14	46.264		17:47:22.828
15	46.726	+0.462	17:48:09.554
16	51.558	+5.294	17:49:01.112

WAKC Kerpen

X30 Sen+KE

Erftlandring 1,107 Km

2.Lauf

22.04.2018 17:05

Rennen (16 Runden) gestartet um 17:36:12

Runde	Rundenzeit	Diff.	Tageszeit
(8) Mika Rausch			
1	55.078	+8.903	17:37:08.922
2	49.570	+3.395	17:37:58.492
3	49.279	+3.104	17:38:47.771
4	48.225	+2.050	17:39:35.996
5	47.170	+0.995	17:40:23.166
6	46.472	+0.297	17:41:09.638
7	47.509	+1.334	17:41:57.147
8	46.745	+0.570	17:42:43.892
9	46.892	+0.717	17:43:30.784
10	47.560	+1.385	17:44:18.344
11	46.565	+0.390	17:45:04.909
12	46.175		17:45:51.084
13	46.339	+0.164	17:46:37.423
14	49.564	+3.389	17:47:26.987
15	48.107	+1.932	17:48:15.094
16	47.543	+1.368	17:49:02.637

Runde	Rundenzeit	Diff.	Tageszeit
(20) Philipp Menzner			
1	53.416	+6.620	17:37:07.145
2	49.849	+3.053	17:37:56.994
3	48.315	+1.519	17:38:45.309
4	48.603	+1.807	17:39:33.912
5	47.632	+0.836	17:40:21.544
6	47.453	+0.657	17:41:08.997
7	48.040	+1.244	17:41:57.037
8	47.275	+0.479	17:42:44.312
9	47.443	+0.647	17:43:31.755
10	47.498	+0.702	17:44:19.253
11	47.612	+0.816	17:45:06.865
12	47.356	+0.560	17:45:54.221
13	46.796		17:46:41.017
14	46.912	+0.116	17:47:27.929
15	47.475	+0.679	17:48:15.404
16	47.444	+0.648	17:49:02.848

Runde	Rundenzeit	Diff.	Tageszeit
(10) Nick Rommershausen			
1	54.065	+7.678	17:37:07.359
2	49.938	+3.551	17:37:57.297
3	49.607	+3.220	17:38:46.904
4	48.105	+1.718	17:39:35.009
5	47.470	+1.083	17:40:22.479
6	46.840	+0.453	17:41:09.319
7	48.047	+1.660	17:41:57.366
8	47.170	+0.783	17:42:44.536
9	47.393	+1.006	17:43:31.929
10	46.984	+0.597	17:44:18.913
11	47.124	+0.737	17:45:06.037
12	46.387		17:45:52.424
13	47.304	+0.917	17:46:39.728
14	47.344	+0.957	17:47:27.072
15	47.879	+1.492	17:48:14.951
16	48.265	+1.878	17:49:03.216

Runde	Rundenzeit	Diff.	Tageszeit
(5) Nico Noel Manka			
1	55.186	+8.146	17:37:08.159
2	50.248	+3.208	17:37:58.407
3	48.442	+1.402	17:38:46.849
4	48.537	+1.497	17:39:35.386
5	48.106	+1.066	17:40:23.492
6	47.891	+0.851	17:41:11.383
7	47.588	+0.548	17:41:58.971
8	47.268	+0.228	17:42:46.239
9	47.246	+0.206	17:43:33.485
10	47.089	+0.049	17:44:20.574

Runde	Rundenzeit	Diff.	Tageszeit
11	47.105	+0.065	17:45:07.679
12	47.119	+0.079	17:45:54.798
13	47.331	+0.291	17:46:42.129
14	47.325	+0.285	17:47:29.454
15	47.040		17:48:16.494
16	47.072	+0.032	17:49:03.566

Runde	Rundenzeit	Diff.	Tageszeit
(19) Felix Arndt			
1	53.363	+5.988	17:37:06.730
2	49.587	+2.212	17:37:56.317
3	48.118	+0.743	17:38:44.435
4	47.755	+0.380	17:39:32.190
5	47.709	+0.334	17:40:19.899
6	47.659	+0.284	17:41:07.558
7	47.375		17:41:54.933
8	47.564	+0.189	17:42:42.497
9	48.752	+1.377	17:43:31.249
10	47.530	+0.155	17:44:18.779
11	47.577	+0.202	17:45:06.356
12	47.538	+0.163	17:45:53.894
13	47.726	+0.351	17:46:41.620
14	47.757	+0.382	17:47:29.377
15	47.770	+0.395	17:48:17.147
16	47.667	+0.292	17:49:04.814

Runde	Rundenzeit	Diff.	Tageszeit
(35) Elias Sauerbier			
1	53.460	+7.262	17:37:06.252
2	49.604	+3.406	17:37:55.856
3	49.003	+2.805	17:38:44.859
4	47.716	+1.518	17:39:32.575
5	48.451	+2.253	17:40:21.026
6	47.551	+1.353	17:41:08.577
7	47.954	+1.756	17:41:56.531
8	47.185	+0.987	17:42:43.716
9	47.672	+1.474	17:43:31.388
10	46.925	+0.727	17:44:18.313
11	46.856	+0.658	17:45:05.169
12	46.361	+0.163	17:45:51.530
13	46.198		17:46:37.728
14	47.051	+0.853	17:47:24.779
15	47.725	+1.527	17:48:12.504
16	48.039	+1.841	17:49:00.543

Runde	Rundenzeit	Diff.	Tageszeit
(23) Jeremy Banasik			
1	56.920	+10.089	17:37:11.033
2	50.357	+3.526	17:38:01.390
3	48.748	+1.917	17:38:50.138
4	48.604	+1.773	17:39:38.742
5	47.236	+0.405	17:40:25.978
6	47.119	+0.288	17:41:13.097
7	47.416	+0.585	17:42:00.513
8	47.066	+0.235	17:42:47.579
9	47.199	+0.368	17:43:34.778
10	47.307	+0.476	17:44:22.085
11	47.010	+0.179	17:45:09.095
12	46.831		17:45:55.926
13	46.937	+0.106	17:46:42.863
14	46.907	+0.076	17:47:29.770
15	49.798	+2.967	17:48:19.568
16	47.115	+0.284	17:49:06.683

Runde	Rundenzeit	Diff.	Tageszeit
(3) Marius Preibisch			
1	55.562	+8.664	17:37:09.747
2	49.395	+2.497	17:37:59.142
3	48.957	+2.059	17:38:48.099
4	48.085	+1.187	17:39:36.184

Runde	Rundenzeit	Diff.	Tageszeit
5	47.554	+0.656	17:40:23.738
6	47.102	+0.204	17:41:10.840
7	46.898		17:41:57.738
8	47.010	+0.112	17:42:44.748
9	47.449	+0.551	17:43:32.197
10	47.260	+0.362	17:44:19.457
11	47.674	+0.776	17:45:07.131
12	47.322	+0.424	17:45:54.453
13	47.412	+0.514	17:46:41.865
14	47.223	+0.325	17:47:29.088
15	46.993	+0.095	17:48:16.081
16	47.282	+0.384	17:49:03.363

Runde	Rundenzeit	Diff.	Tageszeit
(14) Janek Simmet			
1	56.459	+9.540	17:37:11.303
2	50.343	+3.424	17:38:01.646
3	48.746	+1.827	17:38:50.392
4	48.864	+1.945	17:39:39.256
5	48.742	+1.823	17:40:27.998
6	48.544	+1.625	17:41:16.542
7	48.841	+1.922	17:42:05.383
8	48.200	+1.281	17:42:53.583
9	47.064	+0.145	17:43:40.647
10	46.919		17:44:27.566
11	47.198	+0.279	17:45:14.764
12	47.492	+0.573	17:46:02.256
13	47.150	+0.231	17:46:49.406
14	47.400	+0.481	17:47:36.806
15	47.185	+0.266	17:48:23.991
16	47.096	+0.177	17:49:11.087

Runde	Rundenzeit	Diff.	Tageszeit
(55) Michel Boensmann			
1	1:04.553	+18.375	17:37:20.198
2	48.664	+2.486	17:38:08.862
3	48.268	+2.090	17:38:57.130
4	47.736	+1.558	17:39:44.866
5	47.077	+0.899	17:40:31.943
6	46.887	+0.709	17:41:18.830
7	46.872	+0.694	17:42:05.702
8	47.709	+1.531	17:42:53.411
9	46.612	+0.434	17:43:40.023
10	46.512	+0.334	17:44:26.535
11	46.178		17:45:12.713
12	46.501	+0.323	17:45:59.214
13	46.380	+0.202	17:46:45.594
14	46.528	+0.350	17:47:32.122
15	47.385	+1.207	17:48:19.507
16	46.787	+0.609	17:49:06.294

Runde	Rundenzeit	Diff.	Tageszeit
(204) Mark Risse			
1	54.096	+6.688	17:37:09.466
2	49.582	+2.174	17:37:59.048
3	48.647	+1.239	17:38:47.695
4	49.365	+1.957	17:39:37.060
5	47.570	+0.162	17:40:24.630
6	47.523	+0.115	17:41:12.153
7	48.853	+1.445	17:42:01.006
8	47.575	+0.167	17:42:48.581
9	47.420	+0.012	17:43:36.001
10	47.800	+0.392	17:44:23.801
11	47.408		17:45:11.209
12	54.943	+7.535	17:46:06.152
13	47.915	+0.507	17:46:54.067
14	47.733	+0.325	17:47:41.800
15	47.838	+0.430	17:48:29.638
16	48.130	+0.722	17:49:17.768

Reg-Nr.: K01/2018

Orbits

Rennleiter Andreas Ehm

Zeitnahme: Monika Riehmers

Aushang: h

WAKC Kerpen

X30 Sen+KE

Erftlandring 1,107 Km

2.Lauf

22.04.2018 17:05

Rennen (16 Runden) gestartet um 17:36:12

Runde	Rundenzeit	Diff.	Tageszeit
(210) Kai Walk			
1	54.698	+7.908	17:37:08.263
2	49.360	+2.570	17:37:57.623
3	1:04.125	+17.335	17:39:01.748
4	47.884	+1.094	17:39:49.632
5	49.131	+2.341	17:40:38.763
6	47.668	+0.878	17:41:26.431
7	47.583	+0.793	17:42:14.014
8	47.376	+0.586	17:43:01.390
9	47.328	+0.538	17:43:48.718
10	46.866	+0.076	17:44:35.584
11	46.790		17:45:22.374
12	46.809	+0.019	17:46:09.183
13	47.131	+0.341	17:46:56.314
14	46.996	+0.206	17:47:43.310
15	46.873	+0.083	17:48:30.183
16	47.671	+0.881	17:49:17.854

Runde	Rundenzeit	Diff.	Tageszeit
(24) Henrik Schulze Frenking			
1	55.258	+8.950	17:37:07.516
2	49.555	+3.247	17:37:57.071
3	48.067	+1.759	17:38:45.138
4	48.121	+1.813	17:39:33.259
5	47.361	+1.053	17:40:20.620
6	47.301	+0.993	17:41:07.921
7	47.839	+1.531	17:41:55.760
8	46.808	+0.500	17:42:42.568
9	48.000	+1.692	17:43:30.568
10	47.230	+0.922	17:44:17.798
11	1:19.447	+33.139	17:45:37.245
12	47.906	+1.598	17:46:25.151
13	46.308		17:47:11.459
14	47.168	+0.860	17:47:58.627
15	46.421	+0.113	17:48:45.048

Runde	Rundenzeit	Diff.	Tageszeit
(11) Lukas Karamitsios			
1	55.060	+9.141	17:37:08.640
2	49.280	+3.361	17:37:57.920
3	47.476	+1.557	17:38:45.396
4	47.737	+1.818	17:39:33.133
5	48.019	+2.100	17:40:21.152
6	46.993	+1.074	17:41:08.145
7	46.858	+0.939	17:41:55.003
8	46.520	+0.601	17:42:41.523
9	46.164	+0.245	17:43:27.687
10	46.047	+0.128	17:44:13.734
11	45.919		17:44:59.653
12	46.166	+0.247	17:45:45.819
13	46.823	+0.904	17:46:32.642

Runde	Rundenzeit	Diff.	Tageszeit
(9) Sandro Ritz			
1	55.742	+7.218	17:37:10.794
2	50.141	+1.617	17:38:00.935
3	48.799	+0.275	17:38:49.734
4	49.353	+0.829	17:39:39.087
5	48.821	+0.297	17:40:27.908
6	48.524		17:41:16.432
7	50.774	+2.250	17:42:07.206
8	49.433	+0.909	17:42:56.639
9	49.218	+0.694	17:43:45.857
10	49.040	+0.516	17:44:34.897
11	49.348	+0.824	17:45:24.245
12	49.098	+0.574	17:46:13.343
13	48.965	+0.441	17:47:02.308

Runde	Rundenzeit	Diff.	Tageszeit
(12) Sebastian Schmidt			
1	56.453	+9.523	17:37:10.876
2	50.385	+3.455	17:38:01.261
3	48.629	+1.699	17:38:49.890
4	48.127	+1.197	17:39:38.017
5	47.417	+0.487	17:40:25.434
6	47.322	+0.392	17:41:12.756
7	47.350	+0.420	17:42:00.106
8	47.284	+0.354	17:42:47.390
9	47.239	+0.309	17:43:34.629
10	50.042	+3.112	17:44:24.671
11	46.930		17:45:11.601

Runde	Rundenzeit	Diff.	Tageszeit
(7) Marvin Petruschinski			
1	53.742	+4.854	17:37:06.349
2	48.888		17:37:55.237

Runde	Rundenzeit	Diff.	Tageszeit
-------	------------	-------	-----------

WAK Kerpen 22.04.18
Strecke: Erftlandring
Tageswertung Klasse X30 Senior

Pos	Nr.	Vorname	Nachname	Pos Zeittraining	Punkte Rennen 1	Punkte Rennen 2	Punkte Gesamt
1	30	Jan Philipp	Springos	1	20	20	40
2	31	Luci	Trefz	5	18	18	36
3	77	Felix	Wischlitzki	10	13	16	29
4	28	Ben	Fricke	3	15	13	28
5	22	Maximilian	Kannegiesser	8	12	14	26
6	18	Louis	Leidinger	6	9	15	24
7	33	Alexander	Siegers	4	14	8	22
8	27	Maximilian	Dabbert	11	10	12	22
9	24	Henrik	Schulze Frenking	2	16	1	17
10	99	Tom	Bollake	14	8	9	17
11	15	Louis	Klinkhammer	17	7	10	17
12	44	Joel	Sturm	20	5	11	16
13	7	Marvin	Petruschinski	15	11	0	11
14	8	Mika	Rausch	12	1	7	8
15	5	Nico Noel	Manka	16	4	4	8
16	10	Nick	Rommershausen	22	3	5	8
17	35	Elias	Sauerbier	23	6	2	8
18	20	Philipp	Menzner	19	1	6	7
19	19	Felix	Arndt	13	2	3	5
20	11	Lukas	Karamitsios	9	1	1	2
21	210	Kai	Walk	18	1	1	2
22	14	Janek	Simmet	25	1	1	2
23	3	Marius	Preibisch	26	1	1	2
24	9	Sandro	Ritz	27	1	1	2
25	23	Jeremy	Banasik	29	1	1	2
26	204	Mark	Risse	30	1	1	2
27	55	Michel	Boensmann	7	0	1	1
28	12	Sebastian	Schmidt	21	1	0	1
29	25	Rohail	Ul-Haque	24	1	0	1
30	2	Florian	Ernst	28	0	0	0

Ergebnis vorbehaltlich der technischen und sportlichen Nachuntersuchung!!!

Rennleiter Andreas Ehm

Zeitnahme Monika Riehmers



Schiedsrichter Andreas Henke

Aushangzeit: