

ADAC Bundesendlauf Wittgenborn

X30 Senioren

Vogelsbergring 1,038 Km

freies Training 1

06.10.2018 08:39

Training (10:00 Zeit) gestartet um 8:38:55

Pos.	Nr.	Name	Nat-Wohnort	Fabrikat	Bewerber/Sponsor	Rnd.	Beste Zeit	Diff.	In Rd.	km/h
1	43	Marek Schaller	GER/Erndtebrück	Gillard/IAME	MSR / ADAC Westfalen / AMC Wittgenstei	12	46.512		12	80,341
2	3	Marius Preibisch	GER/Neuberg	Lenzokart/IAME	Bamberger Kartracing	9	46.626	0.114	4	80,144
3	8	Mika Rausch	GER/Ahlen	DR/IAME	RRT Rausch-Racing-Team	8	46.647	0.135	6	80,108
4	15	Louis Klinkhammer	GER/Krombach	Praga/IAME	MSC Mühlheim e.V. im ADAC	12	46.683	0.171	6	80,046
5	22	Maximilian Kannegiesser	GER/Rimbach	/IAME	AC Bensheim / Shift 2 Passion	10	46.694	0.182	10	80,027
6	1	Henrik Schulze Frenking	GER/Nottuln	Intrepid/IAME	Team Hemkemeyer	12	46.736	0.224	11	79,955
7	69	Philipp Rönforth	GER/Hamburg	Evokart/IAME	Rönforth Racing / RSG Hamburg	12	46.776	0.264	11	79,887
8	44	Joel Sturm	GER/Brühl	/IAME		12	46.781	0.269	11	79,879
9	27	Nico Grafentin	GER/Neustadt	EvoKart/IAME	Rönforth Racing	12	46.809	0.297	8	79,831
10	77	Felix Wischlitzki	GER/Donauwörth	Formula-Kart/IAME	AK-Racing	11	46.866	0.354	10	79,734
11	21	Lukas Karamitsios	GER/Hagen	Sodi Kart/IAME	NK Hellas / Beule Kart	5	46.869	0.357	5	79,729
12	29	Sandro Ritz	GER/Künzell	Lenzokart/IAME	Bamberger Racingteam	9	46.894	0.382	6	79,686
13	37	Marvin Petruschinski	GER/Dortmund	Parolin/IAME	PK-Motorsport	8	46.941	0.429	7	79,606
14	40	Louis Kulke	GER/Bad Salzflun	Sodi/IAME	Valier Motorsport	10	47.052	0.540	7	79,419
15	66	Lion Düker	GER/Rottweil	LS/IAME	AC-Tuttlingen im ADAC / MCS Stuttgart im	6	47.111	0.599	5	79,319
16	50	Gerrit Hartwig	GER/Kusterdingen	CRG/IAME	RS-Motorsport	7	47.113	0.601	7	79,316
17	28	Ben Fricke	GER/Arnsberg	Tony-Kart/IAME	RMW Motorsport	10	47.139	0.627	10	79,272
18	5	Nico Noel Manka	GER/Unna	Sodi Kart/IAME	Beule Kart Racing Team / MSC Bork	5	47.202	0.690	5	79,166
19	7	Kai Walk	GER/Hermersberg	Gillard/IAME		10	47.383	0.871	9	78,864
20	34	Evangelos Karamitsios	GER/Hagen	Sodi Kart/IAME	NK Hellas Motorsport / Beule Kart	7	47.502	0.990	3	78,666
21	33	Nico Mertinke	GER/Uelzen	CRG/IAME	Team Hemkemeyer / MTC Faßberg	9	47.548	1.036	7	78,590
22	4	Julian Bigelmaier	GER/Jettingen-Scheppact	CRG/IAME	RS Motorsport	12	47.551	1.039	11	78,585
23	55	Erik Müller	GER/Dörentrup	Mach 1/IAME	Team Hemkemeyer / AMC Retzen	7	47.649	1.137	6	78,423
24	11	Paul Pentz	GER/Illertissen	CRG/IAME	RS-Motorsport	9	47.660	1.148	8	78,405
25	47	Christopher Röhner	GER/Mülsen	Energy/IAME	ADAC Sachsen e.V.	7	47.731	1.219	6	78,289
26	31	Till Burkhardt	GER/Römerberg	Kart Republic/IAME	Team Zinner	12	48.010	1.498	7	77,834
27	12	Sebastian Schmidt	GER/Grasellenbach	Sodi/IAME	AC Bensheim / NK Hellas Motorsport / Be	9	48.020	1.508	5	77,818
28	13	Dennis Menze	GER/Dortmund	Sodi Kart/IAME	NK Hellas Motorsport/ Beule Kart / MSC B	4	51.108	4.596	4	73,116

Bemerkungen

9 ohne Transpondersignal

Reg-Nr.: C-KA 13/18

Orbits

Zeitnahme Monika Riehmers:



Rennleiter Andreas Schwarz:



Schiedsgericht Peter Fricke:



Gedruckt: 06.10.2018 08:50:13

Aushang: h

www.mylaps.com
Lizenziert für Camp Company

ADAC Bundesendlauf Wittgenborn

X30 Senioren

Vogelsbergring 1,038 Km

freies Training 1

06.10.2018 08:39

Training (10:00 Zeit) gestartet um 8:38:55

Runde	Rundenzeit	Diff.	Tageszeit
(43) Marek Schaller			
1	53.290	+6.778	8:40:25.078
2	52.053	+5.541	8:41:17.131
3	49.880	+3.368	8:42:07.011
4	47.599	+1.087	8:42:54.610
5	47.689	+1.177	8:43:42.299
6	47.246	+0.734	8:44:29.545
7	46.843	+0.331	8:45:16.388
8	46.572	+0.060	8:46:02.960
9	46.519	+0.007	8:46:49.479
10	46.604	+0.092	8:47:36.083
11	46.601	+0.089	8:48:22.684
12	46.512		8:49:09.196

Runde	Rundenzeit	Diff.	Tageszeit
(3) Marius Preibisch			
1	51.566	+4.940	8:40:25.501
2	49.506	+2.880	8:41:15.007
3	47.451	+0.825	8:42:02.458
4	46.626		8:42:49.084
5	46.672	+0.046	8:43:35.756
6	46.683	+0.057	8:44:22.439
7	46.669	+0.043	8:45:09.108
8	46.702	+0.076	8:45:55.810
9	47.038	+0.412	8:46:42.848

Runde	Rundenzeit	Diff.	Tageszeit
(8) Mika Rausch			
1	50.619	+3.972	8:40:17.261
2	48.211	+1.564	8:41:05.472
3	47.533	+0.886	8:41:53.005
4	47.074	+0.427	8:42:40.079
5	46.923	+0.276	8:43:27.002
6	46.647		8:44:13.649
7	47.122	+0.475	8:45:00.771
8	48.641	+1.994	8:45:49.412

Runde	Rundenzeit	Diff.	Tageszeit
(15) Louis Klinkhammer			
1	55.805	+9.122	8:40:48.070
2	51.375	+4.692	8:41:39.445
3	47.824	+1.141	8:42:27.269
4	47.379	+0.696	8:43:14.648
5	47.012	+0.329	8:44:01.660
6	46.683		8:44:48.343
7	46.755	+0.072	8:45:35.098
8	47.112	+0.429	8:46:22.210
9	47.524	+0.841	8:47:09.734
10	46.922	+0.239	8:47:56.656
11	47.015	+0.332	8:48:43.671
12	46.916	+0.233	8:49:30.587

Runde	Rundenzeit	Diff.	Tageszeit
(22) Maximilian Kannegiesser			
1	51.727	+5.033	8:40:22.986
2	48.669	+1.975	8:41:11.655
3	47.673	+0.979	8:41:59.328
4	47.195	+0.501	8:42:46.523
5	46.956	+0.262	8:43:33.479
6	46.989	+0.295	8:44:20.468
7	2:31.209	+1:44.515	8:46:51.677
8	50.189	+3.495	8:47:41.866
9	46.812	+0.118	8:48:28.678
10	46.694		8:49:15.372

Runde	Rundenzeit	Diff.	Tageszeit
(1) Henrik Schulze Frenking			
1	56.096	+9.360	8:40:35.230
2	48.714	+1.978	8:41:23.944
3	48.299	+1.563	8:42:12.243

Runde	Rundenzeit	Diff.	Tageszeit
4	47.509	+0.773	8:42:59.752
5	47.490	+0.754	8:43:47.242
6	47.074	+0.338	8:44:34.316
7	47.351	+0.615	8:45:21.667
8	46.811	+0.075	8:46:08.478
9	47.111	+0.375	8:46:55.589
10	46.856	+0.120	8:47:42.445
11	46.736		8:48:29.181
12	46.820	+0.084	8:49:16.001

Runde	Rundenzeit	Diff.	Tageszeit
(69) Philipp Rönforth			
1	52.661	+5.885	8:40:53.169
2	48.589	+1.813	8:41:41.758
3	47.670	+0.894	8:42:29.428
4	47.374	+0.598	8:43:16.802
5	46.953	+0.177	8:44:03.755
6	47.793	+1.017	8:44:51.548
7	46.900	+0.124	8:45:38.448
8	46.880	+0.104	8:46:25.328
9	47.094	+0.318	8:47:12.422
10	46.844	+0.068	8:47:59.266
11	46.776		8:48:46.042
12	46.977	+0.201	8:49:33.019

Runde	Rundenzeit	Diff.	Tageszeit
(44) Joel Sturm			
1	53.592	+6.811	8:40:32.989
2	48.673	+1.892	8:41:21.662
3	47.615	+0.834	8:42:09.277
4	47.231	+0.450	8:42:56.508
5	46.873	+0.092	8:43:43.381
6	47.602	+0.821	8:44:30.983
7	46.820	+0.039	8:45:17.803
8	47.161	+0.380	8:46:04.964
9	47.253	+0.472	8:46:52.217
10	46.813	+0.032	8:47:39.030
11	46.781		8:48:25.811
12	46.894	+0.113	8:49:12.705

Runde	Rundenzeit	Diff.	Tageszeit
(27) Nico Grafentin			
1	55.542	+8.733	8:40:32.799
2	50.232	+3.423	8:41:23.031
3	49.886	+3.077	8:42:12.917
4	48.160	+1.351	8:43:01.077
5	47.746	+0.937	8:43:48.823
6	47.346	+0.537	8:44:36.169
7	47.107	+0.298	8:45:23.276
8	46.809		8:46:10.085
9	47.030	+0.221	8:46:57.115
10	50.426	+3.617	8:47:47.541
11	47.334	+0.525	8:48:34.875
12	47.226	+0.417	8:49:22.101

Runde	Rundenzeit	Diff.	Tageszeit
(77) Felix Wischitzki			
1	1:12.181	+25.315	8:41:04.095
2	1:06.076	+19.210	8:42:10.171
3	59.069	+12.203	8:43:09.240
4	48.128	+1.262	8:43:57.368
5	47.610	+0.744	8:44:44.978
6	47.080	+0.214	8:45:32.058
7	47.017	+0.151	8:46:19.075
8	47.414	+0.548	8:47:06.489
9	47.111	+0.245	8:47:53.600
10	46.866		8:48:40.466
11	46.913	+0.047	8:49:27.379

Runde	Rundenzeit	Diff.	Tageszeit
(21) Lukas Karamitsios			

Runde	Rundenzeit	Diff.	Tageszeit
1	49.872	+3.003	8:44:29.102
2	48.285	+1.416	8:45:17.387
3	2:07.910	+1:21.041	8:47:25.297
4	47.268	+0.399	8:48:12.565
5	46.869		8:48:59.434

Runde	Rundenzeit	Diff.	Tageszeit
(29) Sandro Ritz			
1	51.671	+4.777	8:40:25.738
2	49.678	+2.784	8:41:15.416
3	47.444	+0.550	8:42:02.860
4	47.165	+0.271	8:42:50.025
5	47.551	+0.657	8:43:37.576
6	46.894		8:44:24.470
7	47.056	+0.162	8:45:11.526
8	46.963	+0.069	8:45:58.489
9	47.292	+0.398	8:46:45.781

Runde	Rundenzeit	Diff.	Tageszeit
(37) Marvin Petruschinski			
1	51.666	+4.725	8:40:24.064
2	48.770	+1.829	8:41:12.834
3	47.698	+0.757	8:42:00.532
4	47.373	+0.432	8:42:47.905
5	47.319	+0.378	8:43:35.224
6	47.503	+0.562	8:44:22.727
7	46.941		8:45:09.668
8	47.070	+0.129	8:45:56.738

Runde	Rundenzeit	Diff.	Tageszeit
(40) Louis Kulke			
1	54.078	+7.026	8:41:36.489
2	48.661	+1.609	8:42:25.150
3	47.607	+0.555	8:43:12.757
4	47.389	+0.337	8:44:00.146
5	47.193	+0.141	8:44:47.339
6	47.311	+0.259	8:45:34.650
7	47.052		8:46:21.702
8	47.738	+0.686	8:47:09.440
9	47.139	+0.087	8:47:56.579
10	47.348	+0.296	8:48:43.927

Runde	Rundenzeit	Diff.	Tageszeit
(66) Lion Düker			
1	58.543	+11.432	8:40:54.144
2	49.605	+2.494	8:41:43.749
3	47.941	+0.830	8:42:31.690
4	47.367	+0.256	8:43:19.057
5	47.111		8:44:06.168
6	47.755	+0.644	8:44:53.923

Runde	Rundenzeit	Diff.	Tageszeit
(50) Gerrit Hartwig			
1	53.775	+6.662	8:40:39.247
2	49.248	+2.135	8:41:28.495
3	49.171	+2.058	8:42:17.666
4	47.750	+0.637	8:43:05.416
5	47.514	+0.401	8:43:52.930
6	47.200	+0.087	8:44:40.130
7	47.113		8:45:27.243

Runde	Rundenzeit	Diff.	Tageszeit
(28) Ben Fricke			
1	54.099	+6.960	8:40:34.856
2	48.642	+1.503	8:41:23.498
3	48.466	+1.327	8:42:11.964
4	47.343	+0.204	8:42:59.307
5	47.757	+0.618	8:43:47.064
6	1:47.938	+1:00.799	8:45:35.002
7	47.560	+0.421	8:46:22.562
8	47.313	+0.174	8:47:09.875
9	47.187	+0.048	8:47:57.062

ADAC Bundesendlauf Wittgenborn

X30 Senioren

Vogelsbergring 1,038 Km

freies Training 1

06.10.2018 08:39

Training (10:00 Zeit) gestartet um 8:38:55

Runde	Rundenzeit	Diff.	Tageszeit
10	47.139		8:48:44.201

(5) Nico Noel Manka

1	55.246	+8.044	8:40:53.096
2	49.534	+2.332	8:41:42.630
3	48.278	+1.076	8:42:30.908
4	47.628	+0.426	8:43:18.536
5	47.202		8:44:05.738

(7) Kai Walk

1	54.777	+7.394	8:41:16.921
2	49.326	+1.943	8:42:06.247
3	48.170	+0.787	8:42:54.417
4	47.733	+0.350	8:43:42.150
5	48.003	+0.620	8:44:30.153
6	47.432	+0.049	8:45:17.585
7	48.199	+0.816	8:46:05.784
8	47.730	+0.347	8:46:53.514
9	47.383		8:47:40.897
10	47.467	+0.084	8:48:28.364

(34) Evangelos Karamitsios

1	53.485	+5.983	8:44:33.411
2	48.882	+1.380	8:45:22.293
3	47.502		8:46:09.795
4	48.086	+0.584	8:46:57.881
5	47.553	+0.051	8:47:45.434
6	47.557	+0.055	8:48:32.991
7	47.595	+0.093	8:49:20.586

(33) Nico Mertinke

1	56.269	+8.721	8:40:38.506
2	49.576	+2.028	8:41:28.082
3	50.224	+2.676	8:42:18.306
4	49.280	+1.732	8:43:07.586
5	48.549	+1.001	8:43:56.135
6	47.702	+0.154	8:44:43.837
7	47.548		8:45:31.385
8	48.013	+0.465	8:46:19.398
9	47.628	+0.080	8:47:07.026

(4) Julian Bigelmaier

1	55.263	+7.712	8:40:43.859
2	52.115	+4.564	8:41:35.974
3	49.843	+2.292	8:42:25.817
4	48.744	+1.193	8:43:14.561
5	48.816	+1.265	8:44:03.377
6	48.568	+1.017	8:44:51.945
7	47.823	+0.272	8:45:39.768
8	48.445	+0.894	8:46:28.213
9	48.208	+0.657	8:47:16.421
10	47.650	+0.099	8:48:04.071
11	47.551		8:48:51.622
12	47.884	+0.333	8:49:39.506

(55) Erik Müller

1	1:01.154	+13.505	8:40:54.517
2	49.708	+2.059	8:41:44.225
3	48.420	+0.771	8:42:32.645
4	47.940	+0.291	8:43:20.585
5	47.874	+0.225	8:44:08.459
6	47.649		8:44:56.108
7	47.775	+0.126	8:45:43.883

(11) Paul Pentz

1	53.286	+5.626	8:40:39.914
---	---------------	--------	-------------

Runde	Rundenzeit	Diff.	Tageszeit
2	49.997	+2.337	8:41:29.911
3	48.966	+1.306	8:42:18.877
4	48.405	+0.745	8:43:07.282
5	47.815	+0.155	8:43:55.097
6	47.969	+0.309	8:44:43.066
7	47.721	+0.061	8:45:30.787
8	47.660		8:46:18.447
9	48.318	+0.658	8:47:06.765

(47) Christopher Röhner

1	53.452	+5.721	8:40:57.104
2	50.195	+2.464	8:41:47.299
3	48.849	+1.118	8:42:36.148
4	48.551	+0.820	8:43:24.699
5	48.079	+0.348	8:44:12.778
6	47.731		8:45:00.509
7	49.162	+1.431	8:45:49.671

(31) Till Burkhardt

1	55.109	+7.099	8:40:37.745
2	50.213	+2.203	8:41:27.958
3	49.688	+1.678	8:42:17.646
4	49.487	+1.477	8:43:07.133
5	49.174	+1.164	8:43:56.307
6	49.192	+1.182	8:44:45.499
7	48.010		8:45:33.509
8	48.100	+0.090	8:46:21.609
9	49.361	+1.351	8:47:10.970
10	48.226	+0.216	8:47:59.196
11	48.436	+0.426	8:48:47.632
12	48.099	+0.089	8:49:35.731

(12) Sebastian Schmidt

1	53.933	+5.913	8:42:42.827
2	50.091	+2.071	8:43:32.918
3	50.726	+2.706	8:44:23.644
4	48.801	+0.781	8:45:12.445
5	48.020		8:46:00.465
6	48.413	+0.393	8:46:48.878
7	48.214	+0.194	8:47:37.092
8	48.324	+0.304	8:48:25.416
9	48.629	+0.609	8:49:14.045

(13) Dennis Menze

1	1:03.767	+12.659	8:46:56.803
2	1:00.127	+9.019	8:47:56.930
3	57.344	+6.236	8:48:54.274
4	51.108		8:49:45.382

ADAC Bundesendlauf Wittgenborn

X30 Senioren

Vogelsbergring 1,038 Km

freies Training 2

06.10.2018 09:57

Training (10:00 Zeit) gestartet um 9:56:47

Pos.	Nr.	Name	Nat-Wohnort	Fabrikat	Bewerber/Sponsor	Rnd.	Beste Zeit	Diff.	In Rd.	km/h
1	43	Marek Schaller	GER/Erndtebrück	Gillard/IAME	MSR / ADAC Westfalen / AMC Wittgenstei	12	46.016		9	81,207
2	21	Lukas Karamitsios	GER/Hagen	Sodi Kart/IAME	NK Hellas / Beule Kart	11	46.224	0.208	7	80,841
3	3	Marius Preibisch	GER/Neuberg	Lenzokart/IAME	Bamberger Kartracing	13	46.276	0.260	12	80,750
4	9	Maximilian Dappert	GER/Kleinrinderfeld	Jesolo/IAME	TR Motorsport	12	46.335	0.319	9	80,647
5	22	Maximilian Kannegiesser	GER/Rimbach	/IAME	AC Bensheim / Shift 2 Passion	13	46.342	0.326	6	80,635
6	15	Louis Klinkhammer	GER/Krombach	Praga/IAME	MSC Mühlheim e.V. im ADAC	12	46.347	0.331	8	80,627
7	12	Sebastian Schmidt	GER/Grasellenbach	Sodi/IAME	AC Bensheim / NK Hellas Motorsport / Bet	12	46.427	0.411	9	80,488
8	8	Mika Rausch	GER/Ahlen	DR/IAME	RRT Rausch-Racing-Team	12	46.475	0.459	6	80,405
9	44	Joel Sturm	GER/Brühl	/IAME		11	46.480	0.464	6	80,396
10	40	Louis Kulke	GER/Bad Salzuffen	Sodi/IAME	Valier Motorsport	12	46.488	0.472	6	80,382
11	66	Lion Düker	GER/Rottweil	LS/IAME	AC-Tuttlingen im ADAC / MCS Stuttgart im	11	46.576	0.560	11	80,230
12	5	Nico Noel Manka	GER/Unna	Sodi Kart/IAME	Beule Kart Racing Team / MSC Bork	12	46.584	0.568	11	80,216
13	17	Tobias Pfisterer	GER/Schlierbach	CRG/IAME	RS Motorsport / MCKT Kirchheim-Teck	12	46.591	0.575	12	80,204
14	55	Erik Müller	GER/Dörentrup	Mach 1/IAME	Team Hemkemeyer / AMC Retzen	12	46.594	0.578	9	80,199
15	77	Felix Wischlitzki	GER/Donauwörth	Formula-Kart/IAME	AK-Racing	12	46.658	0.642	9	80,089
16	29	Sandro Ritz	GER/Künzell	Lenzokart/IAME	Bamberger Racingteam	13	46.680	0.664	6	80,051
17	1	Henrik Schulze Frenking	GER/Nottuln	Intrepid/IAME	Team Hemkemeyer	12	46.709	0.693	12	80,002
18	69	Philipp Rönforth	GER/Hamburg	Evokart/IAME	Rönforth Racing / RSG Hamburg	12	46.731	0.715	10	79,964
19	4	Julian Bigelmaier	GER/Jettingen-Scheppact	CRG/IAME	RS Motorsport	12	46.770	0.754	11	79,897
20	34	Evangolos Karamitsios	GER/Hagen	Sodi Kart/IAME	NK Hellas Motorsport / Beule Kart	11	46.808	0.792	8	79,833
21	50	Gerrit Hartwig	GER/Kusterdingen	CRG/IAME	RS-Motorsport	11	46.842	0.826	8	79,775
22	28	Ben Fricke	GER/Arnsberg	Tony-Kart/IAME	RMW Motorsport	10	46.877	0.861	4	79,715
23	37	Marvin Petruschinski	GER/Dortmund	Parolin/IAME	PK-Motorsport	5	46.952	0.936	5	79,588
24	33	Nico Mertinke	GER/Uelzen	CRG/IAME	Team Hemkemeyer / MTC Faßberg	12	46.967	0.951	5	79,562
25	27	Nico Grafentin	GER/Neustadt	EvoKart/IAME	Rönforth Racing	12	47.106	1.090	12	79,327
26	11	Paul Pentz	GER/Illertissen	CRG/IAME	RS-Motorsport	8	47.107	1.091	4	79,326
27	13	Dennis Menze	GER/Dortmund	Sodi Kart/IAME	NK Hellas Motorsport/ Beule Kart / MSC B	8	47.120	1.104	5	79,304
28	7	Kai Walk	GER/Hermersberg	Gillard/IAME		11	47.165	1.149	10	79,228
29	47	Christopher Röhner	GER/Mülsen	Energy/IAME	ADAC Sachsen e.V.	6	47.403	1.387	6	78,830
30	31	Till Burkhardt	GER/Römerberg	Kart Republic/IAME	Team Zinner	6	48.129	2.113	6	77,641

Reg-Nr.: C-KA 13/18

Orbits

Zeitnahme Monika Riehmers:



Rennleiter Andreas Schwarz:



Schiedsgericht Peter Fricke:



Gedruckt: 06.10.2018 10:08:07

Aushang: h

www.mylaps.com

Lizenziert für Camp Company

ADAC Bundesendlauf Wittgenborn

X30 Senioren

Vogelsbergring 1,038 Km

freies Training 2

06.10.2018 09:57

Training (10:00 Zeit) gestartet um 9:56:47

Runde	Rundenzeit	Diff.	Tageszeit
(43) Marek Schaller			
1	49.141	+3.125	9:58:17.489
2	47.166	+1.150	9:59:04.655
3	50.476	+4.460	9:59:55.131
4	46.770	+0.754	10:00:41.901
5	46.098	+0.082	10:01:27.999
6	50.077	+4.061	10:02:18.076
7	46.251	+0.235	10:03:04.327
8	46.089	+0.073	10:03:50.416
9	46.016		10:04:36.432
10	48.591	+2.575	10:05:25.023
11	46.060	+0.044	10:06:11.083
12	46.078	+0.062	10:06:57.161

Runde	Rundenzeit	Diff.	Tageszeit
(21) Lukas Karamitsios			
1	49.914	+3.690	9:59:24.323
2	46.844	+0.620	10:00:11.167
3	46.315	+0.091	10:00:57.482
4	46.267	+0.043	10:01:43.749
5	46.536	+0.312	10:02:30.285
6	46.507	+0.283	10:03:16.792
7	46.224		10:04:03.016
8	46.293	+0.069	10:04:49.309
9	46.335	+0.111	10:05:35.644
10	46.258	+0.034	10:06:21.902
11	46.248	+0.024	10:07:08.150

Runde	Rundenzeit	Diff.	Tageszeit
(3) Marius Preibisch			
1	49.825	+3.549	9:58:15.536
2	47.198	+0.922	9:59:02.734
3	47.397	+1.121	9:59:50.131
4	51.914	+5.638	10:00:42.045
5	47.548	+1.272	10:01:29.593
6	46.517	+0.241	10:02:16.110
7	47.262	+0.986	10:03:03.372
8	46.440	+0.164	10:03:49.812
9	46.414	+0.138	10:04:36.226
10	46.679	+0.403	10:05:22.905
11	47.495	+1.219	10:06:10.400
12	46.276		10:06:56.676
13	46.410	+0.134	10:07:43.086

Runde	Rundenzeit	Diff.	Tageszeit
(9) Maximilian Dappert			
1	49.362	+3.027	9:58:38.749
2	46.946	+0.611	9:59:25.695
3	49.410	+3.075	10:00:15.105
4	46.738	+0.403	10:01:01.843
5	46.355	+0.020	10:01:48.198
6	46.445	+0.110	10:02:34.643
7	46.748	+0.413	10:03:21.391
8	46.495	+0.160	10:04:07.886
9	46.335		10:04:54.221
10	46.414	+0.079	10:05:40.635
11	47.129	+0.794	10:06:27.764
12	46.639	+0.304	10:07:14.403

Runde	Rundenzeit	Diff.	Tageszeit
(22) Maximilian Kannegiesser			
1	49.274	+2.932	9:58:18.488
2	47.382	+1.040	9:59:05.870
3	46.781	+0.439	9:59:52.651
4	46.819	+0.477	10:00:39.470
5	46.739	+0.397	10:01:26.209
6	46.342		10:02:12.551
7	47.451	+1.109	10:03:00.002
8	46.453	+0.111	10:03:46.455

Runde	Rundenzeit	Diff.	Tageszeit
9	46.434	+0.092	10:04:32.889
10	46.890	+0.548	10:05:19.779
11	46.441	+0.099	10:06:06.220
12	46.575	+0.233	10:06:52.795
13	46.383	+0.041	10:07:39.178

Runde	Rundenzeit	Diff.	Tageszeit
(15) Louis Klinkhammer			
1	53.527	+7.180	9:58:30.483
2	47.922	+1.575	9:59:18.405
3	47.038	+0.691	10:00:05.443
4	47.137	+0.790	10:00:52.580
5	46.726	+0.379	10:01:39.306
6	47.139	+0.792	10:02:26.445
7	48.181	+1.834	10:03:14.626
8	46.347		10:04:00.973
9	46.443	+0.096	10:04:47.416
10	46.627	+0.280	10:05:34.043
11	46.612	+0.265	10:06:20.655
12	46.439	+0.092	10:07:07.094

Runde	Rundenzeit	Diff.	Tageszeit
(12) Sebastian Schmidt			
1	53.888	+7.461	9:58:56.531
2	48.364	+1.937	9:59:44.895
3	47.297	+0.870	10:00:32.192
4	47.164	+0.737	10:01:19.356
5	46.729	+0.302	10:02:06.085
6	46.863	+0.436	10:02:52.948
7	46.604	+0.177	10:03:39.552
8	46.519	+0.092	10:04:26.071
9	46.427		10:05:12.498
10	46.682	+0.255	10:05:59.180
11	46.687	+0.260	10:06:45.867
12	46.660	+0.233	10:07:32.527

Runde	Rundenzeit	Diff.	Tageszeit
(8) Mika Rausch			
1	48.714	+2.239	9:58:14.766
2	47.390	+0.915	9:59:02.156
3	47.623	+1.148	9:59:49.779
4	47.045	+0.570	10:00:36.824
5	46.638	+0.163	10:01:23.462
6	46.475		10:02:09.937
7	46.492	+0.017	10:02:56.429
8	46.699	+0.224	10:03:43.128
9	46.653	+0.178	10:04:29.781
10	46.496	+0.021	10:05:16.277
11	46.507	+0.032	10:06:02.784
12	47.155	+0.680	10:06:49.939

Runde	Rundenzeit	Diff.	Tageszeit
(44) Joel Sturm			
1	53.258	+6.778	9:58:26.636
2	48.008	+1.528	9:59:14.644
3	47.066	+0.586	10:00:01.710
4	46.819	+0.339	10:00:48.529
5	46.628	+0.148	10:01:35.157
6	46.480		10:02:21.637
7	47.091	+0.611	10:03:08.728
8	46.568	+0.088	10:03:55.296
9	46.743	+0.263	10:04:42.039
10	46.742	+0.262	10:05:28.781
11	46.768	+0.288	10:06:15.549

Runde	Rundenzeit	Diff.	Tageszeit
(40) Louis Kulke			
1	52.054	+5.566	9:58:27.947
2	47.681	+1.193	9:59:15.628
3	46.808	+0.320	10:00:02.436
4	46.798	+0.310	10:00:49.234

Runde	Rundenzeit	Diff.	Tageszeit
5	46.660	+0.172	10:01:35.894
6	46.488		10:02:22.382
7	46.633	+0.145	10:03:09.015
8	46.613	+0.125	10:03:55.628
9	46.669	+0.181	10:04:42.297
10	46.777	+0.289	10:05:29.074
11	46.738	+0.250	10:06:15.812
12	47.211	+0.723	10:07:03.023

Runde	Rundenzeit	Diff.	Tageszeit
(66) Lion Düker			
1	55.457	+8.881	9:58:54.393
2	53.242	+6.666	9:59:47.635
3	47.700	+1.124	10:00:35.335
4	48.974	+2.398	10:01:24.309
5	47.074	+0.498	10:02:11.383
6	49.515	+2.939	10:03:00.898
7	47.435	+0.859	10:03:48.333
8	46.839	+0.263	10:04:35.172
9	46.638	+0.062	10:05:21.810
10	46.779	+0.203	10:06:08.589
11	46.576		10:06:55.165

Runde	Rundenzeit	Diff.	Tageszeit
(5) Nico Noel Manka			
1	48.998	+2.414	9:59:01.899
2	48.993	+2.409	9:59:50.892
3	48.477	+1.893	10:00:39.369
4	47.317	+0.733	10:01:26.686
5	46.749	+0.165	10:02:13.435
6	47.301	+0.717	10:03:00.736
7	47.520	+0.936	10:03:48.256
8	46.634	+0.050	10:04:34.890
9	46.681	+0.097	10:05:21.571
10	46.747	+0.163	10:06:08.318
11	46.584		10:06:54.902
12	46.783	+0.199	10:07:41.685

Runde	Rundenzeit	Diff.	Tageszeit
(17) Tobias Pfisterer			
1	52.656	+6.065	9:58:28.256
2	49.090	+2.499	9:59:17.346
3	47.883	+1.292	10:00:05.229
4	47.166	+0.575	10:00:52.395
5	47.195	+0.604	10:01:39.590
6	47.018	+0.427	10:02:26.608
7	46.832	+0.241	10:03:13.440
8	46.764	+0.173	10:04:00.204
9	46.674	+0.083	10:04:46.878
10	51.623	+5.032	10:05:38.501
11	49.630	+3.039	10:06:28.131
12	46.591		10:07:14.722

Runde	Rundenzeit	Diff.	Tageszeit
(55) Erik Müller			
1	54.125	+7.531	9:58:53.599
2	50.819	+4.225	9:59:44.418
3	47.563	+0.969	10:00:31.981
4	47.990	+1.396	10:01:19.971
5	46.823	+0.229	10:02:06.794
6	46.635	+0.041	10:02:53.429
7	47.959	+1.365	10:03:41.388
8	47.000	+0.406	10:04:28.388
9	46.594		10:05:14.982
10	46.696	+0.102	10:06:01.678
11	50.045	+3.451	10:06:51.723
12	46.950	+0.356	10:07:38.673

Runde	Rundenzeit	Diff.	Tageszeit
(77) Felix Wischlitzki			
1	52.092	+5.434	9:58:28.714

ADAC Bundesendlauf Wittgenborn

X30 Senioren

Vogelsbergring 1,038 Km

freies Training 2

06.10.2018 09:57

Training (10:00 Zeit) gestartet um 9:56:47

Runde	Rundenzeit	Diff.	Tageszeit
2	48.269	+1.611	9:59:16.983
3	47.288	+0.630	10:00:04.271
4	46.911	+0.253	10:00:51.182
5	46.745	+0.087	10:01:37.927
6	46.695	+0.037	10:02:24.622
7	46.761	+0.103	10:03:11.383
8	46.685	+0.027	10:03:58.068
9	46.658		10:04:44.726
10	46.839	+0.181	10:05:31.565
11	46.716	+0.058	10:06:18.281
12	46.769	+0.111	10:07:05.050

(29) Sandro Ritz

Runde	Rundenzeit	Diff.	Tageszeit
1	48.939	+2.259	9:58:16.240
2	47.439	+0.759	9:59:03.679
3	47.367	+0.687	9:59:51.046
4	47.032	+0.352	10:00:38.078
5	46.858	+0.178	10:01:24.936
6	46.880		10:02:11.616
7	49.018	+2.338	10:03:00.634
8	48.254	+1.574	10:03:48.888
9	46.935	+0.255	10:04:35.823
10	46.851	+0.171	10:05:22.674
11	47.142	+0.462	10:06:09.816
12	47.321	+0.641	10:06:57.137
13	47.009	+0.329	10:07:44.146

(1) Henrik Schulze Frenking

Runde	Rundenzeit	Diff.	Tageszeit
1	54.599	+7.890	9:58:30.384
2	48.384	+1.675	9:59:18.768
3	47.261	+0.552	10:00:06.029
4	47.153	+0.444	10:00:53.182
5	46.983	+0.274	10:01:40.165
6	46.752	+0.043	10:02:26.917
7	46.717	+0.008	10:03:13.634
8	46.812	+0.103	10:04:00.446
9	46.740	+0.031	10:04:47.186
10	47.211	+0.502	10:05:34.397
11	46.746	+0.037	10:06:21.143
12	46.709		10:07:07.852

(69) Philipp Rönforth

Runde	Rundenzeit	Diff.	Tageszeit
1	58.361	+11.630	9:58:34.478
2	47.835	+1.104	9:59:22.313
3	47.150	+0.419	10:00:09.463
4	46.883	+0.152	10:00:56.346
5	47.300	+0.569	10:01:43.646
6	47.353	+0.622	10:02:30.999
7	46.954	+0.223	10:03:17.953
8	48.809	+2.078	10:04:06.762
9	46.895	+0.164	10:04:53.657
10	46.731		10:05:40.388
11	46.830	+0.099	10:06:27.218
12	47.087	+0.356	10:07:14.305

(4) Julian Bigelmaier

Runde	Rundenzeit	Diff.	Tageszeit
1	55.060	+8.290	9:58:30.354
2	49.866	+3.096	9:59:20.220
3	47.752	+0.982	10:00:07.972
4	47.697	+0.927	10:00:55.669
5	47.271	+0.501	10:01:42.940
6	47.612	+0.842	10:02:30.552
7	46.866	+0.096	10:03:17.418
8	47.162	+0.392	10:04:04.580
9	46.988	+0.218	10:04:51.568
10	47.240	+0.470	10:05:38.808

Runde	Rundenzeit	Diff.	Tageszeit
11	46.770		10:06:25.578
12	47.081	+0.311	10:07:12.659

(34) Evangelos Karamitsios

Runde	Rundenzeit	Diff.	Tageszeit
1	48.408	+1.600	9:59:01.999
2	47.701	+0.893	9:59:49.700
3	46.934	+0.126	10:00:36.634
4	47.369	+0.561	10:01:24.003
5	47.174	+0.366	10:02:11.177
6	47.594	+0.786	10:02:58.771
7	47.160	+0.352	10:03:45.931
8	46.808		10:04:32.739
9	47.589	+0.781	10:05:20.328
10	54.624	+7.816	10:06:14.952
11	1:35.912	+49.104	10:07:50.864

(50) Gerrit Hartwig

Runde	Rundenzeit	Diff.	Tageszeit
1	50.681	+3.839	9:58:22.487
2	48.089	+1.247	9:59:10.576
3	47.526	+0.684	9:59:58.102
4	47.180	+0.338	10:00:45.282
5	47.139	+0.297	10:01:32.421
6	47.355	+0.513	10:02:19.776
7	46.922	+0.080	10:03:06.698
8	46.842		10:03:53.540
9	47.293	+0.451	10:04:40.833
10	46.908	+0.066	10:05:27.741
11	47.157	+0.315	10:06:14.898

(28) Ben Fricke

Runde	Rundenzeit	Diff.	Tageszeit
1	51.535	+4.658	9:59:24.718
2	47.612	+0.735	10:00:12.330
3	47.118	+0.241	10:00:59.448
4	46.877		10:01:46.325
5	46.906	+0.029	10:02:33.231
6	46.931	+0.054	10:03:20.162
7	1:20.582	+33.705	10:04:40.744
8	47.263	+0.386	10:05:28.007
9	46.960	+0.083	10:06:14.967
10	47.179	+0.302	10:07:02.146

(37) Marvin Petruschinski

Runde	Rundenzeit	Diff.	Tageszeit
1	49.486	+2.534	9:58:18.845
2	47.624	+0.672	9:59:06.469
3	47.079	+0.127	9:59:53.548
4	46.999	+0.047	10:00:40.547
5	46.952		10:01:27.499

(33) Nico Mertinke

Runde	Rundenzeit	Diff.	Tageszeit
1	50.774	+3.807	9:58:37.289
2	48.112	+1.145	9:59:25.401
3	47.192	+0.225	10:00:12.593
4	47.133	+0.166	10:00:59.726
5	46.967		10:01:46.693
6	47.611	+0.644	10:02:34.304
7	47.902	+0.935	10:03:22.206
8	47.356	+0.389	10:04:09.562
9	47.653	+0.686	10:04:57.215
10	47.112	+0.145	10:05:44.327
11	47.102	+0.135	10:06:31.429
12	47.384	+0.417	10:07:18.813

(27) Nico Grafentin

Runde	Rundenzeit	Diff.	Tageszeit
1	1:09.999	+22.893	9:58:46.355
2	50.556	+3.450	9:59:36.911
3	48.351	+1.245	10:00:25.262

Runde	Rundenzeit	Diff.	Tageszeit
4	47.972	+0.866	10:01:13.234
5	47.298	+0.192	10:02:00.532
6	47.243	+0.137	10:02:47.775
7	47.695	+0.589	10:03:35.470
8	47.238	+0.132	10:04:22.708
9	47.150	+0.044	10:05:09.858
10	47.380	+0.274	10:05:57.238
11	47.249	+0.143	10:06:44.487
12	47.106		10:07:31.593

(11) Paul Pentz

Runde	Rundenzeit	Diff.	Tageszeit
1	52.482	+5.375	9:58:27.889
2	49.828	+2.721	9:59:17.717
3	48.154	+1.047	10:00:05.871
4	47.107		10:00:52.978
5	47.608	+0.501	10:01:40.586
6	48.817	+1.710	10:02:29.403
7	47.740	+0.633	10:03:17.143
8	48.617	+1.510	10:04:05.760

(13) Dennis Menze

Runde	Rundenzeit	Diff.	Tageszeit
1	53.189	+6.069	10:01:37.839
2	57.929	+10.809	10:02:35.768
3	47.740	+0.620	10:03:23.508
4	47.376	+0.256	10:04:10.884
5	47.120		10:04:58.004
6	47.238	+0.118	10:05:45.242
7	47.189	+0.069	10:06:32.431
8	47.262	+0.142	10:07:19.693

(7) Kai Walk

Runde	Rundenzeit	Diff.	Tageszeit
1	53.571	+6.406	9:58:31.044
2	48.854	+1.689	9:59:19.898
3	47.805	+0.640	10:00:07.703
4	47.565	+0.400	10:00:55.268
5	47.957	+0.792	10:01:43.225
6	47.687	+0.522	10:02:30.912
7	47.327	+0.162	10:03:18.239
8	47.418	+0.253	10:04:05.657
9	47.279	+0.114	10:04:52.936
10	47.165		10:05:40.101
11	47.616	+0.451	10:06:27.717

(47) Christopher Röhner

Runde	Rundenzeit	Diff.	Tageszeit
1	50.513	+3.110	9:59:32.597
2	48.471	+1.068	10:00:21.068
3	47.907	+0.504	10:01:08.975
4	47.768	+0.365	10:01:56.743
5	47.826	+0.423	10:02:44.569
6	47.403		10:03:31.972

(31) Till Burkhardt

Runde	Rundenzeit	Diff.	Tageszeit
1	57.062	+8.933	9:59:34.463
2	50.746	+2.617	10:00:25.209
3	49.515	+1.386	10:01:14.724
4	48.283	+0.154	10:02:03.007
5	48.414	+0.285	10:02:51.421
6	48.129		10:03:39.550

ADAC Bundesendlauf Wittgenborn

X30 Senioren

Version 2

Vogelsbergring 1,038 Km

Zeittraining

06.10.2018 11:35

Qualifikation (10:00 Zeit) gestartet um 11:34:49

Pos.	Nr.	Name	Nat-Wohnort	Fabrikat	Bewerber/Sponsor	Rnd.	Beste Zeit	Diff.	In Rd.	km/h
1	43	Marek Schaller	GER/Erndtebrück	Gillard/IAME	MSR / ADAC Westfalen / AMC Wittgenstei	11	46.173		8	80,930
2	21	Lukas Karamitsios	GER/Hagen	Sodi Kart/IAME	NK Hellas / Beule Kart	10	46.252	0.079	5	80,792
3	69	Philipp Rönforth	GER/Hamburg	Evokart/IAME	Rönforth Racing / RSG Hamburg	10	46.279	0.106	4	80,745
4	3	Marius Preibisch	GER/Neuberg	Lenzokart/IAME	Bamberger Kartracing	10	46.330	0.157	5	80,656
5	15	Louis Klinkhammer	GER/Krombach	Praga/IAME	MSC Mühlheim e.V. im ADAC	9	46.401	0.228	6	80,533
6	8	Mika Rausch	GER/Ahlen	DR/IAME	RRT Rausch-Racing-Team	11	46.401	0.228	4	80,533
7	28	Ben Fricke	GER/Arnsberg	Tony-Kart/IAME	RMW Motorsport	9	46.449	0.276	4	80,450
8	77	Felix Wischlitzki	GER/Donauwörth	Formula-Kart/IAME	AK-Racing	12	46.458	0.285	9	80,434
9	9	Maximilian Dappert	GER/Kleinrinderfeld	Jesolo/IAME	TR Motorsport	9	46.469	0.296	5	80,415
10	17	Tobias Pfisterer	GER/Schlierbach	CRG/IAME	RS Motorsport / MCKT Kirchheim-Teck	11	46.485	0.312	6	80,387
11	55	Erik Müller	GER/Dörentrup	Mach 1/IAME	Team Hemkemeyer / AMC Retzen	11	46.500	0.327	5	80,361
12	44	Joel Sturm	GER/Brühl	/IAME		9	46.509	0.336	5	80,346
13	5	Nico Noel Manka	GER/Unna	Sodi Kart/IAME	Beule Kart Racing Team / MSC Bork	12	46.533	0.360	7	80,304
14	66	Lion Düker	GER/Rottweil	LS/IAME	AC-Tuttlingen im ADAC / MCS Stuttgart im	9	46.533	0.360	9	80,304
15	12	Sebastian Schmidt	GER/Grasellenbach	Sodi/IAME	AC Bensheim / NK Hellas Motorsport / Be	11	46.534	0.361	10	80,303
16	22	Maximilian Kannegiesser	GER/Rimbach	/IAME	AC Bensheim / Shift 2 Passion	6	46.564	0.391	5	80,251
17	1	Henrik Schulze Frenking	GER/Nottuln	Intrepid/IAME	Team Hemkemeyer	11	46.586	0.413	4	80,213
18	40	Louis Kulke	GER/Bad Salzflun	Sodi/IAME	Valier Motorsport	11	46.596	0.423	7	80,196
19	34	Evangelos Karamitsios	GER/Hagen	Sodi Kart/IAME	NK Hellas Motorsport / Beule Kart	12	46.625	0.452	4	80,146
20	37	Marvin Petruschinski	GER/Dortmund	Parolin/IAME	PK-Motorsport	8	46.744	0.571	6	79,942
21	33	Nico Mertinke	GER/Uelzen	CRG/IAME	Team Hemkemeyer / MTC Faßberg	10	46.816	0.643	9	79,819
22	27	Nico Grafentin	GER/Neustadt	EvoKart/IAME	Rönforth Racing	10	46.855	0.682	8	79,752
23	47	Christopher Röhner	GER/Mülsen	Energy/IAME	ADAC Sachsen e.V.	5	46.906	0.733	4	79,666
24	29	Sandro Ritz	GER/Künzell	Lenzokart/IAME	Bamberger Racingteam	12	46.928	0.755	4	79,628
25	50	Gerrit Hartwig	GER/Kusterdingen	CRG/IAME	RS-Motorsport	9	47.010	0.837	6	79,489
26	13	Dennis Menze	GER/Dortmund	Sodi Kart/IAME	NK Hellas Motorsport/ Beule Kart / MSC B	8	47.017	0.844	3	79,478
27	4	Julian Bigelmaier	GER/Jettingen-Scheppach	CRG/IAME	RS Motorsport	12	47.023	0.850	5	79,467
28	7	Kai Walk	GER/Hermersberg	Gillard/IAME		11	47.091	0.918	7	79,353
29	11	Paul Pentz	GER/Illertissen	CRG/IAME	RS-Motorsport	11	47.529	1.356	10	78,621
30	31	Till Burkhardt	GER/Römerberg	Kart Republic/IAME	Team Zinner	11	47.758	1.585	10	78,244

Bemerkungen

Ergebnis vorbehaltlich technischen und sportlichen Nachuntersuchung
 # 12,13,31 weise Linie (schnellste Rd gestrichen)

Reg-Nr.: C-KA 13/18

Orbits

Zeitnahme Monika Riehmers:



Rennleiter Andreas Schwarz:



Schiedsgericht Peter Fricke:



Gedruckt: 06.10.2018 12:08:48

Aushang: h

www.mylaps.com
 Lizenziert für Camp Company

ADAC Bundesendlauf Wittgenborn

X30 Senioren

Vogelsbergring 1,038 Km

Zeittraining

06.10.2018 11:35

Qualifikation (10:00 Zeit) gestartet um 11:34:49

Runde	Rundenzeit	Diff.	Tageszeit
(43) Marek Schaller			
1	48.136	+1.963	11:37:13.000
2	46.926	+0.753	11:37:59.926
3	46.555	+0.382	11:38:46.481
4	46.184	+0.011	11:39:32.665
5	46.318	+0.145	11:40:18.983
6	46.864	+0.691	11:41:05.847
7	46.190	+0.017	11:41:52.037
8	46.173		11:42:38.210
9	46.314	+0.141	11:43:24.524
10	46.223	+0.050	11:44:10.747
11	46.273	+0.100	11:44:57.020

Runde	Rundenzeit	Diff.	Tageszeit
(21) Lukas Karamitsios			
1	51.041	+4.789	11:37:23.080
2	46.759	+0.507	11:38:09.839
3	46.297	+0.045	11:38:56.136
4	46.257	+0.005	11:39:42.393
5	46.252		11:40:28.645
6	46.355	+0.103	11:41:15.000
7	50.645	+4.393	11:42:05.645
8	46.377	+0.125	11:42:52.022
9	46.280	+0.028	11:43:38.302
10	55.214	+8.962	11:44:33.516

Runde	Rundenzeit	Diff.	Tageszeit
(69) Philipp Rönforth			
1	54.916	+8.637	11:36:49.145
2	47.107	+0.828	11:37:36.252
3	46.641	+0.362	11:38:22.893
4	46.279		11:39:09.172
5	46.437	+0.158	11:39:55.609
6	47.035	+0.756	11:40:42.644
7	47.016	+0.737	11:41:29.660
8	46.808	+0.529	11:42:16.468
9	46.613	+0.334	11:43:03.081
10	46.744	+0.465	11:43:49.825

Runde	Rundenzeit	Diff.	Tageszeit
(3) Marius Preibisch			
1	48.335	+2.005	11:36:12.574
2	46.828	+0.498	11:36:59.402
3	46.491	+0.161	11:37:45.893
4	46.481	+0.151	11:38:32.374
5	46.330		11:39:18.704
6	47.028	+0.698	11:40:05.732
7	46.647	+0.317	11:40:52.379
8	46.497	+0.167	11:41:38.876
9	51.740	+5.410	11:42:30.616
10	46.663	+0.333	11:43:17.279

Runde	Rundenzeit	Diff.	Tageszeit
(15) Louis Klinkhammer			
1	47.919	+1.518	11:37:13.871
2	46.600	+0.199	11:38:00.471
3	46.713	+0.312	11:38:47.184
4	46.441	+0.040	11:39:33.625
5	46.626	+0.225	11:40:20.251
6	46.401		11:41:06.652
7	53.703	+7.302	11:42:00.355
8	46.933	+0.532	11:42:47.288
9	46.662	+0.261	11:43:33.950

Runde	Rundenzeit	Diff.	Tageszeit
(8) Mika Rausch			
1	47.951	+1.550	11:36:10.225
2	47.016	+0.615	11:36:57.241
3	46.554	+0.153	11:37:43.795
4	46.401		11:38:30.196

Runde	Rundenzeit	Diff.	Tageszeit
5	46.725	+0.324	11:39:16.921
6	46.832	+0.431	11:40:03.753
7	46.643	+0.242	11:40:50.396
8	46.601	+0.200	11:41:36.997
9	46.790	+0.389	11:42:23.787
10	46.482	+0.081	11:43:10.269
11	47.169	+0.768	11:43:57.438

Runde	Rundenzeit	Diff.	Tageszeit
(28) Ben Fricke			
1	48.059	+1.610	11:37:15.389
2	46.854	+0.405	11:38:02.243
3	46.605	+0.156	11:38:48.848
4	46.449		11:39:35.297
5	46.908	+0.459	11:40:22.205
6	46.788	+0.339	11:41:08.993
7	47.258	+0.809	11:41:56.251
8	49.158	+2.709	11:42:45.409
9	46.941	+0.492	11:43:32.350

Runde	Rundenzeit	Diff.	Tageszeit
(77) Felix Wischitzki			
1	54.277	+7.819	11:36:48.115
2	47.086	+0.628	11:37:35.201
3	46.629	+0.171	11:38:21.830
4	46.547	+0.089	11:39:08.377
5	50.747	+4.289	11:39:59.124
6	49.010	+2.552	11:40:48.134
7	46.567	+0.109	11:41:34.701
8	48.848	+2.390	11:42:23.549
9	46.458		11:43:10.007
10	50.989	+4.531	11:44:00.996
11	46.709	+0.251	11:44:47.705
12	46.809	+0.351	11:45:34.514

Runde	Rundenzeit	Diff.	Tageszeit
(9) Maximilian Dappert			
1	55.003	+8.534	11:37:23.749
2	46.894	+0.425	11:38:10.643
3	47.040	+0.571	11:38:57.683
4	46.744	+0.275	11:39:44.427
5	46.469		11:40:30.896
6	46.477	+0.008	11:41:17.373
7	46.668	+0.199	11:42:04.041
8	46.660	+0.191	11:42:50.701
9	46.772	+0.303	11:43:37.473

Runde	Rundenzeit	Diff.	Tageszeit
(17) Tobias Pfisterer			
1	53.259	+6.774	11:36:28.985
2	55.029	+8.544	11:37:24.014
3	47.120	+0.635	11:38:11.134
4	47.294	+0.809	11:38:58.428
5	46.607	+0.122	11:39:45.035
6	46.485		11:40:31.520
7	50.720	+4.235	11:41:22.240
8	48.609	+2.124	11:42:10.849
9	46.640	+0.155	11:42:57.489
10	46.563	+0.078	11:43:44.052
11	46.911	+0.426	11:44:30.963

Runde	Rundenzeit	Diff.	Tageszeit
(55) Erik Müller			
1	50.918	+4.418	11:36:56.182
2	49.505	+3.005	11:37:45.687
3	47.261	+0.761	11:38:32.948
4	46.767	+0.267	11:39:19.715
5	46.500		11:40:06.215
6	48.309	+1.809	11:40:54.524
7	46.540	+0.040	11:41:41.064
8	46.755	+0.255	11:42:27.819

Runde	Rundenzeit	Diff.	Tageszeit
9	48.334	+1.834	11:43:16.153
10	47.899	+1.399	11:44:04.052
11	46.725	+0.225	11:44:50.777

Runde	Rundenzeit	Diff.	Tageszeit
(44) Joel Sturm			
1	48.363	+1.854	11:37:59.784
2	47.119	+0.610	11:38:46.903
3	46.858	+0.349	11:39:33.761
4	49.075	+2.566	11:40:22.836
5	46.509		11:41:09.345
6	46.806	+0.297	11:41:56.151
7	46.616	+0.107	11:42:42.767
8	47.009	+0.500	11:43:29.776
9	46.839	+0.330	11:44:16.615

Runde	Rundenzeit	Diff.	Tageszeit
(5) Nico Noel Manka			
1	50.208	+3.675	11:36:33.600
2	53.277	+6.744	11:37:26.877
3	46.942	+0.409	11:38:13.819
4	46.831	+0.298	11:39:00.650
5	46.570	+0.037	11:39:47.220
6	48.750	+2.217	11:40:35.970
7	46.533		11:41:22.503
8	47.350	+0.817	11:42:09.853
9	46.750	+0.217	11:42:56.603
10	52.770	+6.237	11:43:49.373
11	46.854	+0.321	11:44:36.227
12	47.046	+0.513	11:45:23.273

Runde	Rundenzeit	Diff.	Tageszeit
(66) Lion Düker			
1	52.900	+6.367	11:36:45.990
2	48.182	+1.649	11:37:34.172
3	48.146	+1.613	11:38:22.318
4	46.693	+0.160	11:39:09.011
5	47.602	+1.069	11:39:56.613
6	47.330	+0.797	11:40:43.943
7	46.684	+0.151	11:41:30.627
8	47.905	+1.372	11:42:18.532
9	46.533		11:43:05.065

Runde	Rundenzeit	Diff.	Tageszeit
(12) Sebastian Schmidt			
1	52.257	+5.723	11:36:52.426
2	47.488	+0.954	11:37:39.914
3	46.870	+0.336	11:38:26.784
4	46.699	+0.165	11:39:13.483
5	46.824	+0.290	11:40:00.307
6	46.752	+0.218	11:40:47.059
7	47.387	+0.853	11:41:34.446
8	46.671	+0.137	11:42:21.117
9	46.532	-0.002	11:43:07.649
10	46.534		11:43:54.183
11	46.618	+0.084	11:44:40.801

Runde	Rundenzeit	Diff.	Tageszeit
(22) Maximilian Kannegiesser			
1	48.857	+2.293	11:37:57.158
2	47.045	+0.481	11:38:44.203
3	47.175	+0.611	11:39:31.378
4	46.841	+0.277	11:40:18.219
5	46.564		11:41:04.783
6	46.594	+0.030	11:41:51.377

Runde	Rundenzeit	Diff.	Tageszeit
(1) Henrik Schulze Frenking			
1	51.673	+5.087	11:36:47.394
2	47.265	+0.679	11:37:34.659
3	46.807	+0.221	11:38:21.466
4	46.586		11:39:08.052

ADAC Bundesendlauf Wittgenborn

X30 Senioren

Vogelsbergring 1,038 Km

Zeittraining

06.10.2018 11:35

Qualifikation (10:00 Zeit) gestartet um 11:34:49

Runde	Rundenzeit	Diff.	Tageszeit
5	51.839	+5.253	11:39:59.891
6	1:07.890	+21.304	11:41:07.781
7	47.773	+1.187	11:41:55.554
8	46.992	+0.406	11:42:42.546
9	46.955	+0.369	11:43:29.501
10	46.856	+0.270	11:44:16.357
11	46.781	+0.195	11:45:03.138

(40) Louis Kulke

Runde	Rundenzeit	Diff.	Tageszeit
1	47.955	+1.359	11:37:14.401
2	46.839	+0.243	11:38:01.240
3	46.847	+0.251	11:38:48.087
4	46.624	+0.028	11:39:34.711
5	46.620	+0.024	11:40:21.331
6	46.627	+0.031	11:41:07.958
7	46.596		11:41:54.554
8	46.612	+0.016	11:42:41.166
9	47.314	+0.718	11:43:28.480
10	46.930	+0.334	11:44:15.410
11	46.963	+0.367	11:45:02.373

(34) Evangelos Karamitsios

Runde	Rundenzeit	Diff.	Tageszeit
1	50.133	+3.508	11:36:44.706
2	46.931	+0.306	11:37:31.637
3	46.746	+0.121	11:38:18.383
4	46.625		11:39:05.008
5	46.785	+0.160	11:39:51.793
6	48.114	+1.489	11:40:39.907
7	47.436	+0.811	11:41:27.343
8	47.193	+0.568	11:42:14.536
9	47.106	+0.481	11:43:01.642
10	46.970	+0.345	11:43:48.612
11	47.115	+0.490	11:44:35.727
12	47.277	+0.652	11:45:23.004

(37) Marvin Petruschinski

Runde	Rundenzeit	Diff.	Tageszeit
1	48.706	+1.962	11:37:57.655
2	47.019	+0.275	11:38:44.674
3	46.899	+0.155	11:39:31.573
4	47.330	+0.586	11:40:18.903
5	47.309	+0.565	11:41:06.212
6	46.744		11:41:52.956
7	47.142	+0.398	11:42:40.098
8	47.045	+0.301	11:43:27.143

(33) Nico Mertinke

Runde	Rundenzeit	Diff.	Tageszeit
1	52.379	+5.563	11:36:54.056
2	47.755	+0.939	11:37:41.811
3	47.243	+0.427	11:38:29.054
4	47.480	+0.664	11:39:16.534
5	47.637	+0.821	11:40:04.171
6	46.854	+0.038	11:40:51.025
7	46.927	+0.111	11:41:37.952
8	46.888	+0.072	11:42:24.840
9	46.816		11:43:11.656
10	47.173	+0.357	11:43:58.829

(27) Nico Grafentin

Runde	Rundenzeit	Diff.	Tageszeit
1	52.019	+5.164	11:36:54.501
2	47.784	+0.929	11:37:42.285
3	47.120	+0.265	11:38:29.405
4	47.893	+1.038	11:39:17.298
5	47.175	+0.320	11:40:04.473
6	46.917	+0.062	11:40:51.390
7	46.936	+0.081	11:41:38.326
8	46.855		11:42:25.181

Runde	Rundenzeit	Diff.	Tageszeit
9	46.885	+0.030	11:43:12.066
10	47.042	+0.187	11:43:59.108

(47) Christopher Röhner

Runde	Rundenzeit	Diff.	Tageszeit
1	48.856	+1.950	11:38:43.615
2	47.173	+0.267	11:39:30.788
3	47.981	+1.075	11:40:18.769
4	46.906		11:41:05.675
5	47.113	+0.207	11:41:52.788

(29) Sandro Ritz

Runde	Rundenzeit	Diff.	Tageszeit
1	49.016	+2.088	11:36:14.499
2	47.390	+0.462	11:37:01.889
3	47.589	+0.661	11:37:49.478
4	46.928		11:38:36.406
5	47.881	+0.953	11:39:24.287
6	47.229	+0.301	11:40:11.516
7	47.555	+0.627	11:40:59.071
8	47.683	+0.755	11:41:46.754
9	49.828	+2.900	11:42:36.582
10	54.010	+7.082	11:43:30.592
11	47.140	+0.212	11:44:17.732
12	47.253	+0.325	11:45:04.985

(50) Gerrit Hartwig

Runde	Rundenzeit	Diff.	Tageszeit
1	51.305	+4.295	11:36:40.733
2	48.204	+1.194	11:37:28.937
3	47.405	+0.395	11:38:16.342
4	47.027	+0.017	11:39:03.369
5	47.034	+0.024	11:39:50.403
6	47.010		11:40:37.413
7	47.576	+0.566	11:41:24.989
8	47.321	+0.311	11:42:12.310
9	47.128	+0.118	11:42:59.438

(13) Dennis Menze

Runde	Rundenzeit	Diff.	Tageszeit
1	53.099	+6.082	11:36:40.922
2	48.692	+1.675	11:37:29.614
3	47.017		11:38:16.631
4	47.141	+0.124	11:39:03.772
5	46.864	-0.153	11:39:50.636
6	51.922	+4.905	11:40:42.558
7	47.652	+0.635	11:41:30.210
8	47.025	+0.008	11:42:17.235

(4) Julian Bigelmaier

Runde	Rundenzeit	Diff.	Tageszeit
1	52.927	+5.904	11:36:29.139
2	53.244	+6.221	11:37:22.383
3	48.036	+1.013	11:38:10.419
4	48.537	+1.514	11:38:58.956
5	47.023		11:39:45.979
6	47.497	+0.474	11:40:33.476
7	48.120	+1.097	11:41:21.596
8	47.633	+0.610	11:42:09.229
9	47.165	+0.142	11:42:56.394
10	47.178	+0.155	11:43:43.572
11	47.195	+0.172	11:44:30.767
12	47.321	+0.298	11:45:18.088

(7) Kai Walk

Runde	Rundenzeit	Diff.	Tageszeit
1	55.284	+8.193	11:36:53.704
2	47.754	+0.663	11:37:41.458
3	47.190	+0.099	11:38:28.648
4	47.176	+0.085	11:39:15.824
5	49.689	+2.598	11:40:05.513
6	47.867	+0.776	11:40:53.380

Runde	Rundenzeit	Diff.	Tageszeit
7	47.091		11:41:40.471
8	47.208	+0.117	11:42:27.679
9	51.237	+4.146	11:43:18.916
10	48.968	+1.877	11:44:07.884
11	47.324	+0.233	11:44:55.208

(11) Paul Pentz

Runde	Rundenzeit	Diff.	Tageszeit
1	52.586	+5.057	11:36:29.106
2	48.518	+0.989	11:37:17.624
3	48.018	+0.489	11:38:05.642
4	48.133	+0.604	11:38:53.775
5	1:51.379	+1:03.850	11:40:45.154
6	49.164	+1.635	11:41:34.318
7	47.780	+0.251	11:42:22.098
8	47.581	+0.052	11:43:09.679
9	47.571	+0.042	11:43:57.250
10	47.529		11:44:44.779
11	47.671	+0.142	11:45:32.450

(31) Till Burkhardt

Runde	Rundenzeit	Diff.	Tageszeit
1	54.315	+6.557	11:36:50.113
2	49.099	+1.341	11:37:39.212
3	49.404	+1.646	11:38:28.616
4	52.815	+5.057	11:39:21.431
5	48.737	+0.979	11:40:10.168
6	48.071	+0.313	11:40:58.239
7	48.413	+0.655	11:41:46.652
8	47.712	-0.046	11:42:34.364
9	48.020	+0.262	11:43:22.384
10	47.758		11:44:10.142
11	51.906	+4.148	11:45:02.048

ADAC Bundesendlauf Wittgenborn

X30 Senioren

Vogelsbergring 1,038 Km

Rennen 4 Heat 1

Version 2

06.10.2018 14:30


Rennen (13 Runden)

7
28
13
26
29
24
27
22
37
20
40
18
22
16
66
14
44
12
17
10
77
8
8
6
3
4
21
2

4
27
50
25
47
23
33
21
34
19
1
17
12
15
5
13
55
11
9
9
28
7
15
5
69
3
43

14
13
12
11
10
9
8
7
6
5
4
3
2
1

POLE POSITION 1



ADAC Bundesendlauf Wittgenborn

X30 Senioren

Vogelsbergring 1,038 Km

Rennen 4 Heat 1

06.10.2018 14:30


Rennen (13 Runden)

Version 2

31
30

11
29

15



Reg-Nr.: C-KA 13/18

Orbits

Zeitnahme Monika Riehmers:

Rennleiter Andreas Schwarz:

Schiedsgericht Peter Fricke:

Aushang: h

Gedruckt: 06.10.2018 12:10:01

www.mylaps.com
Lizenziert für Camp Company

Seite 2/2

ADAC Bundesendlauf Wittgenborn

X30 Senioren

Vogelsbergring 1,038 Km

Rennen 11 Heat 2

Version 2

06.10.2018 17:00


Rennen (13 Runden)

7
28
13
26
29
24
27
22
37
20
40
18
22
16
66
14
44
12
17
10
77
8
8
6
3
4
21
2

4
27
50
25
47
23
33
21
34
19
1
17
12
15
5
13
55
11
9
9
28
7
15
5
69
3
43

14
13
12
11
10
9
8
7
6
5
4
3
2
1

POLE POSITION 1



Reg-Nr.: C-KA 13/18

Orbits

Zeitnahme Monika Riehmers:

Rennleiter Andreas Schwarz:

www.mylaps.com

Schiedsgericht Peter Fricke:
Gedruckt: 06.10.2018 12:11:33

Aushang: h

Lizenziert für Camp Company

ADAC Bundesendlauf Wittgenborn

X30 Senioren

Vogelsbergring 1,038 Km

Rennen 11 Heat 2

06.10.2018 17:00


Rennen (13 Runden)

Version 2

31
30

11
29

15



Reg-Nr.: C-KA 13/18

Orbits

Zeitnahme Monika Riehmers:

Rennleiter Andreas Schwarz:

Schiedsgericht Peter Fricke:

Aushang: h

Gedruckt: 06.10.2018 12:11:33

www.mylaps.com
Lizenziert für Camp Company

Seite 2/2

ADAC Bundesesendlauf Wittgenborn

X30 Senioren

Vogelsbergring 1,038 Km

Rennen 4 Heat 1

06.10.2018 14:30

Rennen (13 Runden) gestartet um 14:31:44

Pos.	Nr.	Name	Nat-Wohnort	Fabrikat	Bewerber/Sponsor	Rnd.	Gesamtzeit	Diff.	Beste Zeit	In Rd.	Pkt.
1	43	Marek Schaller	GER/Erndtebrück	Gillard/IAME	MSR / ADAC Westfalen / AMC Wittgens	13	10:07.235		46.387	8	0
2	21	Lukas Karamitsios	GER/Hagen	Sodi Kart/IAME	NK Hellas / Beule Kart	13	10:10.513	3.278	46.580	5	2
3	3	Marius Preibisch	GER/Neuberg	Lenzokart/IAME	Bamberger Karttracing	13	10:11.580	4.345	46.512	13	3
4	22	Maximilian Kannegiesser	GER/Rimbach	/IAME	AC Bensheim / Shift 2 Passion	13	10:17.325	10.090	46.657	9	4
5	17	Tobias Pfisterer	GER/Schlierbach	CRG/IAME	RS Motorsport / MCKT Kirchheim-Teck	13	10:17.536	10.301	46.771	8	5
6	15	Louis Klinkhammer	GER/Krombach	Praga/IAME	MSC Mülheim e.V. im ADAC	13	10:17.762	10.527	46.841	4	6
7	77	Felix Wischitzki	GER/Donauwörth	Formula-Kart/IAME	AK-Racing	13	10:17.923	10.688	46.816	9	7
8	28	Ben Fricke	GER/Amsberg	Tony-Kart/IAME	RMW Motorsport	13	10:18.045	10.810	46.737	10	8
9	9	Maximilian Dappert	GER/Kleinrinderfeld	Jesolo/IAME	TR Motorsport	13	10:18.103	10.868	46.809	10	9
10	44	Joel Sturm	GER/Brühl	/IAME		13	10:18.425	11.190	46.788	5	10
11	55	Erik Müller	GER/Dörentrup	Mach 1/IAME	Team Hemkemeyer / AMC Retzen	13	10:18.873	11.638	46.798	10	11
12	66	Lion Düker	GER/Rottweil	LS/IAME	AC-Tuttlingen im ADAC / MCS Stuttgart	13	10:19.305	12.070	46.773	6	12
13	29	Sandro Ritz	GER/Künzell	Lenzokart/IAME	Bamberger Racingteam	13	10:21.510	14.275	47.037	8	13
14	69	Philipp Rönforth	GER/Hamburg	Evokart/IAME	Rönforth Racing / RSG Hamburg	13	10:21.642	14.407	46.942	8	14
15	8	Mika Rausch	GER/Ahlen	DR/IAME	RRT Rausch-Racing-Team	13	10:21.726	14.491	46.851	10	15
16	7	Kai Walk	GER/Hermersberg	Gillard/IAME		13	10:22.036	14.801	46.955	5	16
17	5	Nico Noel Manka	GER/Unna	Sodi Kart/IAME	Beule Kart Racing Team / MSC Bork	13	10:22.256	15.021	46.771	12	17
18	12	Sebastian Schmidt	GER/Grasellenbach	Sodi/IAME	AC Bensheim / NK Hellas Motorsport / I	13	10:22.437	15.202	46.645	13	18
19	40	Louis Kulke	GER/Bad Salzuflen	Sodi/IAME	Valier Motorsport	13	10:23.312	16.077	46.743	4	19
20	50	Gerrit Hartwig	GER/Kusterdingen	CRG/IAME	RS-Motorsport	13	10:23.382	16.147	46.823	13	20
21	37	Marvin Petruschinski	GER/Dortmund	Parolin/IAME	PK-Motorsport	13	10:24.077	16.842	46.689	4	21
22	34	Evangelos Karamitsios	GER/Hagen	Sodi Kart/IAME	NK Hellas Motorsport / Beule Kart	13	10:24.252	17.017	46.933	7	22
23	33	Nico Mertinke	GER/Uelzen	CRG/IAME	Team Hemkemeyer / MTC Faßberg	13	10:24.569	17.334	47.006	10	23
24	4	Julian Bigelmaier	GER/Jettingen-Schepp	CRG/IAME	RS Motorsport	13	10:24.975	17.740	46.687	12	24
25	47	Christopher Röhner	GER/Mülsen	Energy/IAME	ADAC Sachsen e.V.	13	10:25.417	18.182	46.864	12	25
26	11	Paul Pentz	GER/Ilertissen	CRG/IAME	RS-Motorsport	13	10:28.548	21.313	47.138	4	26
27	1	Henrik Schulze Frenking	GER/Nottuln	Intrepid/IAME	Team Hemkemeyer	13	10:43.549	36.314	46.902	5	27
Nicht Klassifiziert											
DNF	27	Nico Grafentin	GER/Neustadt	EvoKart/IAME	Rönforth Racing		6.604	DNF		0	28
DNF	13	Dennis Menze	GER/Dortmund	Sodi Kart/IAME	NK Hellas Motorsport/ Beule Kart / MSC		6.735	DNF		0	29
DNS	31	Till Burkhardt	GER/Römerberg	Kart Republic/IAME	Team Zinner			DNS		0	31

Bemerkungen

Ergebnis vorbehaltlich technischen und sportlichen Nachuntersuchung
 # 8,37,40,27,13 + 5 sec Spoiler
 # 69 + 5 sec unfaire Fahrweise

Vorsprung	Ø km/h	Beste Rundenzeit	km/h	Beste Runde von
3.278	79,999	46.387	80,557	43 - Marek Schaller

Reg-Nr.: C-KA 13/18

Orbits

Zeitnahme Monika Riehmers:

Rennleiter Andreas Schwarz:

www.mylaps.com

Schiedsgericht Peter Fricke:

Lizenziert für Camp Company

Gedruckt: 06.10.2018 14:51:09

Aushang: h

ADAC Bundesendlauf Wittgenborn

X30 Senioren

Vogelsbergring 1,038 Km

Rennen 4 Heat 1

06.10.2018 14:30

Rennen (13 Runden) gestartet um 14:31:44

Runde	Rundenzeit	Diff.	Tageszeit
(43) Marek Schaller			
1	48.715	+2.328	14:32:33.303
2	47.319	+0.932	14:33:20.622
3	46.782	+0.395	14:34:07.404
4	46.480	+0.093	14:34:53.884
5	46.398	+0.011	14:35:40.282
6	46.404	+0.017	14:36:26.686
7	46.466	+0.079	14:37:13.152
8	46.387		14:37:59.539
9	46.513	+0.126	14:38:46.052
10	46.469	+0.082	14:39:32.521
11	46.403	+0.016	14:40:18.924
12	46.476	+0.089	14:41:05.400
13	46.423	+0.036	14:41:51.823

Runde	Rundenzeit	Diff.	Tageszeit
(21) Lukas Karamitsios			
1	48.826	+2.246	14:32:33.628
2	47.432	+0.852	14:33:21.060
3	47.045	+0.465	14:34:08.105
4	46.604	+0.024	14:34:54.709
5	46.580		14:35:41.289
6	46.681	+0.101	14:36:27.970
7	46.624	+0.044	14:37:14.594
8	46.701	+0.121	14:38:01.295
9	46.775	+0.195	14:38:48.070
10	46.692	+0.112	14:39:34.762
11	46.724	+0.144	14:40:21.486
12	46.793	+0.213	14:41:08.279
13	46.822	+0.242	14:41:55.101

Runde	Rundenzeit	Diff.	Tageszeit
(3) Marius Preibisch			
1	49.365	+2.853	14:32:34.356
2	47.331	+0.819	14:33:21.687
3	46.872	+0.360	14:34:08.559
4	47.399	+0.887	14:34:55.958
5	46.934	+0.422	14:35:42.892
6	46.659	+0.147	14:36:29.551
7	46.627	+0.115	14:37:16.178
8	46.630	+0.118	14:38:02.808
9	46.755	+0.243	14:38:49.563
10	46.677	+0.165	14:39:36.240
11	46.723	+0.211	14:40:22.963
12	46.693	+0.181	14:41:09.656
13	46.512		14:41:56.168

Runde	Rundenzeit	Diff.	Tageszeit
(22) Maximilian Kannegiesser			
1	50.798	+4.141	14:32:36.620
2	47.049	+0.392	14:33:23.669
3	46.928	+0.271	14:34:10.597
4	46.963	+0.306	14:34:57.560
5	46.894	+0.237	14:35:44.454
6	47.429	+0.772	14:36:31.883
7	47.764	+1.107	14:37:19.647
8	46.731	+0.074	14:38:06.378
9	46.657		14:38:53.035
10	46.934	+0.277	14:39:39.969
11	47.124	+0.467	14:40:27.093
12	46.949	+0.292	14:41:14.042
13	47.871	+1.214	14:42:01.913

Runde	Rundenzeit	Diff.	Tageszeit
(17) Tobias Pfisterer			
1	49.859	+3.088	14:32:35.308
2	47.294	+0.523	14:33:22.602
3	47.164	+0.393	14:34:09.766
4	47.025	+0.254	14:34:56.791

Runde	Rundenzeit	Diff.	Tageszeit
5	46.873	+0.102	14:35:43.664
6	48.088	+1.317	14:36:31.752
7	47.033	+0.262	14:37:18.785
8	46.771		14:38:05.556
9	47.291	+0.520	14:38:52.847
10	46.855	+0.084	14:39:39.702
11	47.147	+0.376	14:40:26.849
12	46.850	+0.079	14:41:13.699
13	48.425	+1.654	14:42:02.124

Runde	Rundenzeit	Diff.	Tageszeit
(15) Louis Klinkhammer			
1	49.707	+2.866	14:32:34.816
2	47.323	+0.482	14:33:22.139
3	47.423	+0.582	14:34:09.562
4	46.841		14:34:56.403
5	47.023	+0.182	14:35:43.426
6	47.891	+1.050	14:36:31.317
7	47.081	+0.240	14:37:18.398
8	46.878	+0.037	14:38:05.276
9	47.409	+0.568	14:38:52.685
10	46.935	+0.094	14:39:39.620
11	47.743	+0.902	14:40:27.363
12	46.988	+0.147	14:41:14.351
13	47.999	+1.158	14:42:02.350

Runde	Rundenzeit	Diff.	Tageszeit
(77) Felix Wischlitzki			
1	49.323	+2.507	14:32:34.672
2	47.206	+0.390	14:33:21.878
3	47.480	+0.664	14:34:09.358
4	46.874	+0.058	14:34:56.232
5	47.060	+0.244	14:35:43.292
6	48.071	+1.255	14:36:31.363
7	48.211	+1.395	14:37:19.574
8	47.141	+0.325	14:38:06.715
9	46.816		14:38:53.531
10	46.854	+0.038	14:39:40.385
11	47.293	+0.477	14:40:27.678
12	47.047	+0.231	14:41:14.725
13	47.786	+0.970	14:42:02.511

Runde	Rundenzeit	Diff.	Tageszeit
(28) Ben Fricke			
1	50.227	+3.490	14:32:35.555
2	47.399	+0.662	14:33:22.954
3	47.080	+0.343	14:34:10.034
4	47.099	+0.362	14:34:57.133
5	46.823	+0.086	14:35:43.956
6	47.571	+0.834	14:36:31.527
7	48.652	+1.915	14:37:20.179
8	46.957	+0.220	14:38:07.136
9	46.927	+0.190	14:38:54.063
10	46.737		14:39:40.800
11	46.992	+0.255	14:40:27.792
12	47.106	+0.369	14:41:14.898
13	47.735	+0.998	14:42:02.633

Runde	Rundenzeit	Diff.	Tageszeit
(9) Maximilian Dappert			
1	50.539	+3.730	14:32:35.980
2	47.388	+0.579	14:33:23.368
3	46.991	+0.182	14:34:10.359
4	47.088	+0.279	14:34:57.447
5	46.898	+0.089	14:35:44.345
6	47.908	+1.099	14:36:32.255
7	48.164	+1.355	14:37:20.417
8	47.032	+0.223	14:38:07.449
9	46.810	+0.001	14:38:54.259
10	46.809		14:39:41.068

Runde	Rundenzeit	Diff.	Tageszeit
11	46.945	+0.136	14:40:28.013
12	47.089	+0.280	14:41:15.102
13	47.589	+0.780	14:42:02.691

Runde	Rundenzeit	Diff.	Tageszeit
(44) Joel Sturm			
1	51.620	+4.832	14:32:37.178
2	47.225	+0.437	14:33:24.403
3	46.955	+0.167	14:34:11.358
4	47.083	+0.295	14:34:58.441
5	46.788		14:35:45.229
6	47.505	+0.717	14:36:32.734
7	47.786	+0.998	14:37:20.520
8	47.077	+0.289	14:38:07.597
9	46.894	+0.106	14:38:54.491
10	46.832	+0.044	14:39:41.323
11	47.296	+0.508	14:40:28.619
12	47.139	+0.351	14:41:15.758
13	47.255	+0.467	14:42:03.013

Runde	Rundenzeit	Diff.	Tageszeit
(55) Erik Müller			
1	51.346	+4.548	14:32:36.906
2	47.311	+0.513	14:33:24.217
3	47.035	+0.237	14:34:11.252
4	46.931	+0.133	14:34:58.183
5	46.917	+0.119	14:35:45.100
6	47.431	+0.633	14:36:32.531
7	48.190	+1.392	14:37:20.721
8	47.402	+0.604	14:38:08.123
9	46.827	+0.029	14:38:54.950
10	46.798		14:39:41.748
11	47.135	+0.337	14:40:28.883
12	47.069	+0.271	14:41:15.952
13	47.509	+0.711	14:42:03.461

Runde	Rundenzeit	Diff.	Tageszeit
(66) Lion Düker			
1	52.323	+5.550	14:32:38.025
2	47.380	+0.607	14:33:25.405
3	47.318	+0.545	14:34:12.723
4	46.940	+0.167	14:34:59.663
5	46.861	+0.088	14:35:46.524
6	46.773		14:36:33.297
7	47.891	+1.118	14:37:21.188
8	47.272	+0.499	14:38:08.460
9	46.937	+0.164	14:38:55.397
10	46.815	+0.042	14:39:42.212
11	47.118	+0.345	14:40:29.330
12	47.115	+0.342	14:41:16.445
13	47.448	+0.675	14:42:03.893

Runde	Rundenzeit	Diff.	Tageszeit
(29) Sandro Ritz			
1	53.274	+6.237	14:32:39.562
2	47.806	+0.769	14:33:27.368
3	47.275	+0.238	14:34:14.643
4	47.107	+0.070	14:35:01.750
5	47.165	+0.128	14:35:48.915
6	47.073	+0.036	14:36:35.988
7	47.293	+0.256	14:37:23.281
8	47.037		14:38:10.318
9	47.104	+0.067	14:38:57.422
10	47.099	+0.062	14:39:44.521
11	47.126	+0.089	14:40:31.647
12	47.073	+0.036	14:41:18.720
13	47.378	+0.341	14:42:06.098

Runde	Rundenzeit	Diff.	Tageszeit
(69) Philipp Rönforth			
1	49.073	+2.131	14:32:33.957

ADAC Bundesendlauf Wittgenborn

X30 Senioren

Vogelsbergring 1,038 Km

Rennen 4 Heat 1

06.10.2018 14:30

Rennen (13 Runden) gestartet um 14:31:44

Runde	Rundenzeit	Diff.	Tageszeit
2	47.363	+0.421	14:33:21.320
3	46.976	+0.034	14:34:08.296
4	47.422	+0.480	14:34:55.718
5	47.273	+0.331	14:35:42.991
6	48.114	+1.172	14:36:31.105
7	47.093	+0.151	14:37:18.198
8	46.942		14:38:05.140
9	47.079	+0.137	14:38:52.219
10	47.070	+0.128	14:39:39.289
11	47.167	+0.225	14:40:26.456
12	47.021	+0.079	14:41:13.477
13	47.753	+0.811	14:42:01.230

(8) Mika Rausch

1	49.877	+3.026	14:32:35.061
2	47.299	+0.448	14:33:22.360
3	47.272	+0.421	14:34:09.632
4	46.988	+0.137	14:34:56.620
5	46.882	+0.031	14:35:43.502
6	47.891	+1.040	14:36:31.393
7	47.167	+0.316	14:37:18.560
8	46.858	+0.007	14:38:05.418
9	47.112	+0.261	14:38:52.530
10	46.851		14:39:39.381
11	47.231	+0.380	14:40:26.612
12	46.930	+0.079	14:41:13.542
13	47.772	+0.921	14:42:01.314

(7) Kai Walk

1	53.598	+6.643	14:32:40.051
2	47.753	+0.798	14:33:27.804
3	47.344	+0.389	14:34:15.148
4	47.462	+0.507	14:35:02.610
5	46.955		14:35:49.565
6	47.217	+0.262	14:36:36.782
7	47.331	+0.376	14:37:24.113
8	47.128	+0.173	14:38:11.241
9	46.968	+0.013	14:38:58.209
10	46.994	+0.039	14:39:45.203
11	47.138	+0.183	14:40:32.341
12	47.071	+0.116	14:41:19.412
13	47.212	+0.257	14:42:06.624

(5) Nico Noel Manka

1	54.375	+7.604	14:32:40.202
2	47.865	+1.094	14:33:28.067
3	47.173	+0.402	14:34:15.240
4	47.575	+0.804	14:35:02.815
5	46.886	+0.115	14:35:49.701
6	48.399	+1.628	14:36:38.100
7	46.961	+0.190	14:37:25.061
8	47.204	+0.433	14:38:12.265
9	46.876	+0.105	14:38:59.141
10	46.947	+0.176	14:39:46.088
11	46.844	+0.073	14:40:32.932
12	46.771		14:41:19.703
13	47.141	+0.370	14:42:06.844

(12) Sebastian Schmidt

1	54.500	+7.855	14:32:40.564
2	48.178	+1.533	14:33:28.742
3	47.951	+1.306	14:34:16.693
4	46.953	+0.308	14:35:03.646
5	46.955	+0.310	14:35:50.601
6	47.778	+1.133	14:36:38.379
7	46.864	+0.219	14:37:25.243

Runde	Rundenzeit	Diff.	Tageszeit
8	47.247	+0.602	14:38:12.490
9	46.989	+0.344	14:38:59.479
10	47.046	+0.401	14:39:46.525
11	47.035	+0.390	14:40:33.560
12	46.820	+0.175	14:41:20.380
13	46.645		14:42:07.025

(40) Louis Kulke

1	51.426	+4.683	14:32:37.358
2	47.498	+0.755	14:33:24.856
3	47.153	+0.410	14:34:12.009
4	46.743		14:34:58.752
5	46.769	+0.026	14:35:45.521
6	47.348	+0.605	14:36:32.869
7	47.962	+1.219	14:37:20.831
8	46.987	+0.244	14:38:07.818
9	46.862	+0.119	14:38:54.680
10	46.844	+0.101	14:39:41.524
11	46.849	+0.106	14:40:28.373
12	47.075	+0.332	14:41:15.448
13	47.452	+0.709	14:42:02.900

(50) Gerrit Hartwig

1	54.100	+7.277	14:32:40.875
2	48.497	+1.674	14:33:29.372
3	47.959	+1.136	14:34:17.331
4	47.168	+0.345	14:35:04.499
5	47.036	+0.213	14:35:51.535
6	47.265	+0.442	14:36:38.800
7	47.032	+0.209	14:37:25.832
8	46.900	+0.077	14:38:12.732
9	46.928	+0.105	14:38:59.660
10	47.142	+0.319	14:39:46.802
11	47.210	+0.387	14:40:34.012
12	47.135	+0.312	14:41:21.147
13	46.823		14:42:07.970

(37) Marvin Petruschinski

1	51.552	+4.863	14:32:37.576
2	47.452	+0.763	14:33:25.028
3	47.277	+0.588	14:34:12.305
4	46.689		14:34:58.994
5	46.741	+0.052	14:35:45.735
6	47.223	+0.534	14:36:32.958
7	48.022	+1.333	14:37:20.980
8	47.341	+0.652	14:38:08.321
9	46.954	+0.265	14:38:55.275
10	46.703	+0.014	14:39:41.978
11	47.149	+0.460	14:40:29.127
12	47.047	+0.358	14:41:16.174
13	47.491	+0.802	14:42:03.665

(34) Evangelos Karamitsios

1	54.248	+7.315	14:32:40.629
2	47.912	+0.979	14:33:28.541
3	47.067	+0.134	14:34:15.608
4	47.507	+0.574	14:35:03.115
5	47.003	+0.070	14:35:50.118
6	47.801	+0.868	14:36:37.919
7	46.933		14:37:24.852
8	47.144	+0.211	14:38:11.996
9	46.935	+0.002	14:38:58.931
10	47.485	+0.552	14:39:46.416
11	47.454	+0.521	14:40:33.870
12	47.713	+0.780	14:41:21.583
13	47.257	+0.324	14:42:08.840

(33) Nico Mertinke

1	54.040	+7.034	14:32:40.522
2	48.526	+1.520	14:33:29.048
3	47.360	+0.354	14:34:16.408
4	47.025	+0.019	14:35:03.433
5	47.093	+0.087	14:35:50.526
6	48.130	+1.124	14:36:38.656
7	47.037	+0.031	14:37:25.693
8	47.348	+0.342	14:38:13.041
9	47.122	+0.116	14:39:00.163
10	47.006		14:39:47.169
11	47.194	+0.188	14:40:34.363
12	47.510	+0.504	14:41:21.873
13	47.284	+0.278	14:42:09.157

(4) Julian Bigelmaier

1	54.294	+7.607	14:32:41.224
2	49.218	+2.531	14:33:30.442
3	47.579	+0.892	14:34:18.021
4	47.323	+0.636	14:35:05.344
5	46.942	+0.255	14:35:52.286
6	47.098	+0.411	14:36:39.384
7	47.234	+0.547	14:37:26.618
8	47.435	+0.748	14:38:14.053
9	47.600	+0.913	14:39:01.653
10	47.330	+0.643	14:39:48.983
11	47.057	+0.370	14:40:36.040
12	46.687		14:41:22.727
13	46.836	+0.149	14:42:09.563

(47) Christopher Röhner

1	54.372	+7.508	14:32:41.040
2	48.909	+2.045	14:33:29.949
3	47.654	+0.790	14:34:17.603
4	47.205	+0.341	14:35:04.808
5	47.255	+0.391	14:35:52.063
6	47.560	+0.696	14:36:39.623
7	47.149	+0.285	14:37:26.772
8	47.523	+0.659	14:38:14.295
9	47.511	+0.647	14:39:01.806
10	47.296	+0.432	14:39:49.102
11	47.086	+0.222	14:40:36.188
12	46.864		14:41:23.052
13	46.953	+0.089	14:42:10.005

(11) Paul Pentz

1	54.193	+7.055	14:32:41.177
2	48.539	+1.401	14:33:29.716
3	47.445	+0.307	14:34:17.161
4	47.138		14:35:04.299
5	47.562	+0.424	14:35:51.861
6	47.138		14:36:38.999
7	47.324	+0.186	14:37:26.323
8	47.539	+0.401	14:38:13.862
9	48.485	+1.347	14:39:02.347
10	47.787	+0.649	14:39:50.134
11	47.502	+0.364	14:40:37.636
12	47.537	+0.399	14:41:25.173
13	47.963	+0.825	14:42:13.136

(1) Henrik Schulze Frenking

1	1:14.972	+28.070	14:33:01.178
2	48.496	+1.594	14:33:49.674
3	47.514	+0.612	14:34:37.188
4	47.235	+0.333	14:35:24.423

ADAC Bundesendlauf Wittgenborn

X30 Senioren

Vogelsbergring 1,038 Km

Rennen 4 Heat 1

06.10.2018 14:30

Rennen (13 Runden) gestartet um 14:31:44

Runde	Rundenzeit	Diff.	Tageszeit
5	46.902		14:36:11.325
6	47.118	+0.216	14:36:58.443
7	47.018	+0.116	14:37:45.461
8	47.023	+0.121	14:38:32.484
9	47.120	+0.218	14:39:19.604
10	47.117	+0.215	14:40:06.721
11	47.046	+0.144	14:40:53.767
12	47.034	+0.132	14:41:40.801
13	47.336	+0.434	14:42:28.137

Runde	Rundenzeit	Diff.	Tageszeit
-------	------------	-------	-----------

Runde	Rundenzeit	Diff.	Tageszeit
-------	------------	-------	-----------

ADAC Bundesesendlauf Wittgenborn

X30 Senioren

Vogelsbergring 1,038 Km

Rennen 11 Heat 2

06.10.2018 17:00

Rennen (13 Runden) gestartet um 17:01:27

Pos.	Nr.	Name	Nat-Wohnort	Fabrikat	Bewerber/Sponsor	Rnd.	Gesamtzeit	Diff.	Beste Zeit	In Rd.	Pkt.
1	77	Felix Wischlitzki	GER/Donauwörth	Formula-Kart/IAME	AK-Racing	13	10:12.691		46.599	6	0
2	21	Lukas Karamitsios	GER/Hagen	Sodi Kart/IAME	NK Hellas / Beule Kart	13	10:12.832	0.141	46.638	6	2
3	17	Tobias Pfisterer	GER/Schlierbach	CRG/IAME	RS Motorsport / MCKT Kirchheim-Teck	13	10:13.168	0.477	46.510	7	3
4	3	Marius Preibisch	GER/Neuberg	Lenzokart/IAME	Bamberger Karttracing	13	10:14.627	1.936	46.555	7	4
5	8	Mika Rausch	GER/Ahlen	DR/IAME	RRT Rausch-Racing-Team	13	10:14.942	2.251	46.669	6	5
6	40	Louis Kulke	GER/Bad Salzflun	Sodi/IAME	Valier Motorsport	13	10:15.078	2.387	46.523	9	6
7	22	Maximilian Kannegiesser	GER/Rimbach	/IAME	AC Bensheim / Shift 2 Passion	13	10:15.214	2.523	46.406	7	7
8	55	Erik Müller	GER/Dörentrup	Mach 1/IAME	Team Hemkemeyer / AMC Retzen	13	10:18.218	5.527	46.718	5	8
9	9	Maximilian Dappert	GER/Kleinrinderfeld	Jesolo/IAME	TR Motorsport	13	10:19.480	6.789	46.716	5	9
10	1	Henrik Schulze Frenking	GER/Nottuln	Intrepid/IAME	Team Hemkemeyer	13	10:23.006	10.315	46.727	5	10
11	12	Sebastian Schmidt	GER/Grasellenbach	Sodi/IAME	AC Bensheim / NK Hellas Motorsport / I	13	10:23.217	10.526	46.881	5	11
12	50	Gerrit Hartwig	GER/Kusterdingen	CRG/IAME	RS-Motorsport	13	10:24.305	11.614	46.584	5	12
13	13	Dennis Menze	GER/Dortmund	Sodi Kart/IAME	NK Hellas Motorsport/ Beule Kart / MSC	13	10:25.444	12.753	46.956	5	13
14	33	Nico Mertinke	GER/Uelzen	CRG/IAME	Team Hemkemeyer / MTC Faßberg	13	10:26.582	13.891	47.020	5	14
15	66	Lion Düker	GER/Rottweil	LS/IAME	AC-Tuttlingen im ADAC / MCS Stuttgart	13	10:26.753	14.062	46.710	11	15
16	5	Nico Noel Manka	GER/Unna	Sodi Kart/IAME	Beule Kart Racing Team / MSC Bork	13	10:27.124	14.433	46.672	6	16
17	27	Nico Grafentin	GER/Neustadt	EvoKart/IAME	Rönforth Racing	13	10:30.048	17.357	47.193	6	17
18	34	Evangolos Karamitsios	GER/Hagen	Sodi Kart/IAME	NK Hellas Motorsport / Beule Kart	13	10:31.249	18.558	46.935	4	18
19	7	Kai Walk	GER/Hermersberg	Gillard/IAME		13	10:31.801	19.110	47.160	6	19
20	47	Christopher Röhner	GER/Mülsen	Energy/IAME	ADAC Sachsen e.V.	13	10:33.293	20.602	46.987	11	20
21	29	Sandro Ritz	GER/Künzell	Lenzokart/IAME	Bamberger Racingteam	13	10:37.226	24.535	47.140	5	21
22	11	Paul Pentz	GER/Illertissen	CRG/IAME	RS-Motorsport	13	10:37.430	24.739	47.039	12	22
23	4	Julian Bigelmaier	GER/Jettingen-Schepp	CRG/IAME	RS Motorsport	13	10:38.120	25.429	47.040	12	23
24	28	Ben Fricke	GER/Amsberg	Tony-Kart/IAME	RMW Motorsport	11	10:19.421	2 Runden	46.849	8	24
Nicht Klassifiziert											
DNF	37	Marvin Petruschinski	GER/Dortmund	Parolin/IAME	PK-Motorsport	6	4:49.608	DNF	46.821	5	25
DNF	44	Joel Sturm	GER/Brühl	/IAME		6	4:49.813	DNF	46.809	6	26
DNF	15	Louis Klinkhammer	GER/Krombach	Praga/IAME	MSC Mühlheim e.V. im ADAC	1	50.821	DNF	50.405	1	27
DNF	43	Marek Schaller	GER/Erndtebrück	Gillard/IAME	MSR / ADAC Westfalen / AMC Wittgensl		0.000	DNF		0	28
DNF	69	Philipp Rönforth	GER/Hamburg	Evokart/IAME	Rönforth Racing / RSG Hamburg		0.111	DNF		0	29
DNS	31	Till Burkhardt	GER/Römerberg	Kart Republic/IAME	Team Zinner			DNS		0	31

Bemerkungen

Ergebnis vorbehaltlich technischen und sportlichen Nachuntersuchung

29,4,11 + 5 sec Spoiler

9 + 5 sec Frühstart

Vorsprung	Ø km/h	Beste Rundenzeit	km/h	Beste Runde von
0.141	79,287	46.406	80,524	22 - Maximilian Kannegiesser

Reg-Nr.: C-KA 13/18

Orbits

Zeitnahme Monika Riehmers:

Rennleiter Andreas Schwarz:

www.mylaps.com

Schiedsgericht Peter Fricke:

Lizenziert für Camp Company

Gedruckt: 06.10.2018 17:39:29

Aushang: h

ADAC Bundesendlauf Wittgenborn

X30 Senioren

Vogelsbergring 1,038 Km

Rennen 11 Heat 2

06.10.2018 17:00

Rennen (13 Runden) gestartet um 17:01:27

Runde	Rundenzeit	Diff.	Tageszeit
(77) Felix Wischlitzki			
1	49.094	+2.495	17:02:17.308
2	47.417	+0.818	17:03:04.725
3	46.829	+0.230	17:03:51.554
4	46.767	+0.168	17:04:38.321
5	46.614	+0.015	17:05:24.935
6	46.599		17:06:11.534
7	46.627	+0.028	17:06:58.161
8	46.903	+0.304	17:07:45.064
9	46.842	+0.243	17:08:31.906
10	47.607	+1.008	17:09:19.513
11	47.086	+0.487	17:10:06.599
12	46.879	+0.280	17:10:53.478
13	46.857	+0.258	17:11:40.335

Runde	Rundenzeit	Diff.	Tageszeit
(21) Lukas Karamitsios			
1	48.993	+2.355	17:02:16.758
2	47.482	+0.844	17:03:04.240
3	46.872	+0.234	17:03:51.112
4	46.830	+0.192	17:04:37.942
5	46.663	+0.025	17:05:24.605
6	46.638		17:06:11.243
7	46.691	+0.053	17:06:57.934
8	47.345	+0.707	17:07:45.279
9	46.916	+0.278	17:08:32.195
10	47.355	+0.717	17:09:19.550
11	47.347	+0.709	17:10:06.897
12	46.748	+0.110	17:10:53.645
13	46.831	+0.193	17:11:40.476

Runde	Rundenzeit	Diff.	Tageszeit
(17) Tobias Pfisterer			
1	49.835	+3.325	17:02:18.142
2	47.808	+1.298	17:03:05.950
3	46.836	+0.326	17:03:52.786
4	46.728	+0.218	17:04:39.514
5	46.770	+0.260	17:05:26.284
6	46.694	+0.184	17:06:12.978
7	46.510		17:06:59.488
8	47.012	+0.502	17:07:46.500
9	46.790	+0.280	17:08:32.290
10	46.753	+0.243	17:09:20.043
11	47.136	+0.626	17:10:07.179
12	46.920	+0.410	17:10:54.099
13	46.713	+0.203	17:11:40.812

Runde	Rundenzeit	Diff.	Tageszeit
(3) Marius Preibisch			
1	49.931	+3.376	17:02:17.894
2	47.481	+0.926	17:03:05.375
3	46.918	+0.363	17:03:52.293
4	46.667	+0.112	17:04:38.960
5	46.806	+0.251	17:05:25.766
6	46.673	+0.118	17:06:12.439
7	46.555		17:06:58.994
8	46.945	+0.390	17:07:45.939
9	46.812	+0.257	17:08:32.751
10	46.888	+0.333	17:09:19.639
11	47.486	+0.931	17:10:07.125
12	48.198	+1.643	17:10:55.323
13	46.948	+0.393	17:11:42.271

Runde	Rundenzeit	Diff.	Tageszeit
(8) Mika Rausch			
1	50.518	+3.849	17:02:18.567
2	48.801	+2.132	17:03:07.368
3	46.919	+0.250	17:03:54.287
4	46.884	+0.215	17:04:41.171

Runde	Rundenzeit	Diff.	Tageszeit
5	46.735	+0.066	17:05:27.906
6	46.669		17:06:14.575
7	46.748	+0.079	17:07:01.323
8	46.966	+0.297	17:07:48.289
9	46.806	+0.137	17:08:35.095
10	46.749	+0.080	17:09:21.844
11	46.704	+0.035	17:10:08.548
12	46.850	+0.181	17:10:55.398
13	47.188	+0.519	17:11:42.586

Runde	Rundenzeit	Diff.	Tageszeit
(40) Louis Kulke			
1	50.634	+4.111	17:02:19.404
2	49.026	+2.503	17:03:08.430
3	47.034	+0.511	17:03:55.464
4	47.032	+0.509	17:04:42.496
5	46.596	+0.073	17:05:29.092
6	46.613	+0.090	17:06:15.705
7	46.553	+0.030	17:07:02.258
8	46.643	+0.120	17:07:48.901
9	46.523		17:08:35.424
10	46.680	+0.157	17:09:22.104
11	46.718	+0.195	17:10:08.822
12	46.790	+0.267	17:10:55.612
13	47.110	+0.587	17:11:42.722

Runde	Rundenzeit	Diff.	Tageszeit
(22) Maximilian Kannegiesser			
1	50.890	+4.484	17:02:19.498
2	49.715	+3.309	17:03:09.213
3	46.951	+0.545	17:03:56.164
4	46.774	+0.368	17:04:42.938
5	46.772	+0.366	17:05:29.710
6	46.532	+0.126	17:06:16.242
7	46.406		17:07:02.648
8	46.650	+0.244	17:07:49.298
9	46.644	+0.238	17:08:35.942
10	46.561	+0.155	17:09:22.503
11	46.661	+0.255	17:10:09.164
12	46.695	+0.289	17:10:55.859
13	46.999	+0.593	17:11:42.858

Runde	Rundenzeit	Diff.	Tageszeit
(55) Erik Müller			
1	50.732	+4.014	17:02:19.129
2	49.104	+2.386	17:03:08.233
3	47.062	+0.344	17:03:55.295
4	47.483	+0.765	17:04:42.778
5	46.718		17:05:29.496
6	47.226	+0.508	17:06:16.722
7	46.873	+0.155	17:07:03.595
8	47.134	+0.416	17:07:50.729
9	47.056	+0.338	17:08:37.785
10	47.100	+0.382	17:09:24.885
11	47.083	+0.365	17:10:11.968
12	46.970	+0.252	17:10:58.938
13	46.924	+0.206	17:11:45.862

Runde	Rundenzeit	Diff.	Tageszeit
(9) Maximilian Dappert			
1	49.807	+3.091	17:02:18.070
2	48.057	+1.341	17:03:06.127
3	46.971	+0.255	17:03:53.098
4	46.780	+0.064	17:04:39.878
5	46.716		17:05:26.594
6	46.824	+0.108	17:06:13.418
7	46.786	+0.070	17:07:00.204
8	46.913	+0.197	17:07:47.117
9	46.729	+0.013	17:08:33.846
10	46.811	+0.095	17:09:20.657

Runde	Rundenzeit	Diff.	Tageszeit
11	46.801	+0.085	17:10:07.458
12	47.741	+1.025	17:10:55.199
13	46.925	+0.209	17:11:42.124

Runde	Rundenzeit	Diff.	Tageszeit
(1) Henrik Schulze Frenking			
1	51.863	+5.136	17:02:20.575
2	49.171	+2.444	17:03:09.746
3	47.557	+0.830	17:03:57.303
4	46.939	+0.212	17:04:44.242
5	46.727		17:05:30.969
6	46.831	+0.104	17:06:17.800
7	51.005	+4.278	17:07:08.805
8	47.252	+0.525	17:07:56.057
9	47.016	+0.289	17:08:43.073
10	46.861	+0.134	17:09:29.934
11	46.859	+0.132	17:10:16.793
12	46.955	+0.228	17:11:03.748
13	46.902	+0.175	17:11:50.650

Runde	Rundenzeit	Diff.	Tageszeit
(12) Sebastian Schmidt			
1	52.687	+5.806	17:02:21.312
2	49.544	+2.663	17:03:10.856
3	48.474	+1.593	17:03:59.330
4	47.066	+0.185	17:04:46.396
5	46.881		17:05:33.277
6	46.989	+0.108	17:06:20.266
7	48.689	+1.808	17:07:08.955
8	47.242	+0.361	17:07:56.197
9	47.021	+0.140	17:08:43.218
10	46.916	+0.035	17:09:30.134
11	46.920	+0.039	17:10:17.054
12	46.901	+0.020	17:11:03.955
13	46.906	+0.025	17:11:50.861

Runde	Rundenzeit	Diff.	Tageszeit
(50) Gerrit Hartwig			
1	51.647	+5.063	17:02:20.782
2	49.260	+2.676	17:03:10.042
3	48.267	+1.683	17:03:58.309
4	46.785	+0.201	17:04:45.094
5	46.584		17:05:31.678
6	46.594	+0.010	17:06:18.272
7	51.992	+5.408	17:07:10.264
8	47.186	+0.602	17:07:57.450
9	46.863	+0.279	17:08:44.313
10	46.796	+0.212	17:09:31.109
11	47.033	+0.449	17:10:18.142
12	46.965	+0.381	17:11:05.107
13	46.842	+0.258	17:11:51.949

Runde	Rundenzeit	Diff.	Tageszeit
(13) Dennis Menze			
1	52.353	+5.397	17:02:21.777
2	49.444	+2.488	17:03:11.221
3	47.878	+0.922	17:03:59.099
4	47.157	+0.201	17:04:46.256
5	46.956		17:05:33.212
6	47.390	+0.434	17:06:20.602
7	48.679	+1.723	17:07:09.281
8	47.396	+0.440	17:07:56.677
9	47.197	+0.241	17:08:43.874
10	47.047	+0.091	17:09:30.921
11	47.141	+0.185	17:10:18.062
12	47.686	+0.730	17:11:05.748
13	47.340	+0.384	17:11:53.088

Runde	Rundenzeit	Diff.	Tageszeit
(33) Nico Mertinke			
1	52.531	+5.511	17:02:21.515

ADAC Bundesendlauf Wittgenborn

X30 Senioren

Vogelsbergring 1,038 Km

Rennen 11 Heat 2

06.10.2018 17:00

Rennen (13 Runden) gestartet um 17:01:27

Runde	Rundenzeit	Diff.	Tageszeit
2	49.969	+2.949	17:03:11.484
3	48.110	+1.090	17:03:59.594
4	47.272	+0.252	17:04:46.866
5	47.020		17:05:33.886
6	47.174	+0.154	17:06:21.060
7	49.476	+2.456	17:07:10.536
8	47.560	+0.540	17:07:58.096
9	47.170	+0.150	17:08:45.266
10	47.338	+0.318	17:09:32.604
11	47.345	+0.325	17:10:19.949
12	47.243	+0.223	17:11:07.192
13	47.034	+0.014	17:11:54.226

(66) Lion Düker

1	52.535	+5.825	17:02:21.060
2	49.264	+2.554	17:03:10.324
3	48.324	+1.614	17:03:58.648
4	46.860	+0.150	17:04:45.508
5	47.156	+0.446	17:05:32.664
6	47.395	+0.685	17:06:20.059
7	52.477	+5.767	17:07:12.536
8	47.264	+0.554	17:07:59.800
9	46.920	+0.210	17:08:46.720
10	46.837	+0.127	17:09:33.557
11	46.710		17:10:20.267
12	47.166	+0.456	17:11:07.433
13	46.964	+0.254	17:11:54.397

(5) Nico Noel Manka

1	51.445	+4.773	17:02:19.974
2	49.603	+2.931	17:03:09.577
3	48.268	+1.596	17:03:57.845
4	46.846	+0.174	17:04:44.691
5	46.696	+0.024	17:05:31.387
6	46.672		17:06:18.059
7	55.045	+8.373	17:07:13.104
8	47.309	+0.637	17:08:00.413
9	46.812	+0.140	17:08:47.225
10	46.861	+0.189	17:09:34.086
11	46.929	+0.257	17:10:21.015
12	46.899	+0.227	17:11:07.914
13	46.854	+0.182	17:11:54.768

(27) Nico Grafentin

1	52.923	+5.730	17:02:22.083
2	49.947	+2.754	17:03:12.030
3	47.990	+0.797	17:04:00.020
4	47.201	+0.008	17:04:47.221
5	47.254	+0.061	17:05:34.475
6	47.193		17:06:21.668
7	51.734	+4.541	17:07:13.402
8	47.537	+0.344	17:08:00.939
9	47.260	+0.067	17:08:48.199
10	47.381	+0.188	17:09:35.580
11	47.271	+0.078	17:10:22.851
12	47.427	+0.234	17:11:10.278
13	47.414	+0.221	17:11:57.692

(34) Evangelos Karamitsios

1	52.354	+5.419	17:02:21.239
2	49.407	+2.472	17:03:10.646
3	48.174	+1.239	17:03:58.820
4	46.935		17:04:45.755
5	47.078	+0.143	17:05:32.833
6	47.036	+0.101	17:06:19.869
7	54.717	+7.782	17:07:14.586

Runde	Rundenzeit	Diff.	Tageszeit
8	47.259	+0.324	17:08:01.845
9	46.960	+0.025	17:08:48.805
10	47.505	+0.570	17:09:36.310
11	47.608	+0.673	17:10:23.918
12	47.299	+0.364	17:11:11.217
13	47.676	+0.741	17:11:58.893

(7) Kai Walk

1	52.877	+5.717	17:02:22.627
2	50.494	+3.334	17:03:13.121
3	47.600	+0.440	17:04:00.721
4	47.493	+0.333	17:04:48.214
5	47.229	+0.069	17:05:35.443
6	47.160		17:06:22.603
7	52.185	+5.025	17:07:14.788
8	47.413	+0.253	17:08:02.201
9	47.676	+0.516	17:08:49.877
10	47.273	+0.113	17:09:37.150
11	47.290	+0.130	17:10:24.440
12	47.390	+0.230	17:11:11.830
13	47.615	+0.455	17:11:59.445

(47) Christopher Röhner

1	53.693	+6.706	17:02:23.817
2	50.150	+3.163	17:03:13.967
3	48.106	+1.119	17:04:02.073
4	47.363	+0.376	17:04:49.436
5	47.404	+0.417	17:05:36.840
6	47.384	+0.397	17:06:24.224
7	50.950	+3.963	17:07:15.174
8	48.274	+1.287	17:08:03.448
9	48.223	+1.236	17:08:51.671
10	47.125	+0.138	17:09:38.796
11	46.987		17:10:25.783
12	47.790	+0.803	17:11:13.573
13	47.364	+0.377	17:12:00.937

(29) Sandro Ritz

1	52.825	+5.685	17:02:22.163
2	49.959	+2.819	17:03:12.122
3	48.079	+0.939	17:04:00.201
4	47.374	+0.234	17:04:47.575
5	47.140		17:05:34.715
6	47.267	+0.127	17:06:21.982
7	51.624	+4.484	17:07:13.606
8	47.528	+0.388	17:08:01.134
9	47.201	+0.061	17:08:48.335
10	47.491	+0.351	17:09:35.826
11	47.940	+0.800	17:10:23.766
12	47.212	+0.072	17:11:10.978
13	48.892	+1.752	17:11:59.870

(11) Paul Pentz

1	53.083	+6.044	17:02:22.786
2	50.948	+3.909	17:03:13.734
3	47.921	+0.882	17:04:01.655
4	47.556	+0.517	17:04:49.211
5	47.458	+0.419	17:05:36.669
6	47.351	+0.312	17:06:24.020
7	50.875	+3.836	17:07:14.895
8	48.436	+1.397	17:08:03.331
9	47.521	+0.482	17:08:50.852
10	47.436	+0.397	17:09:38.288
11	47.314	+0.275	17:10:25.602
12	47.039		17:11:12.641
13	47.433	+0.394	17:12:00.074

(4) Julian Bigelmaier

1	53.065	+6.025	17:02:22.414
2	50.130	+3.090	17:03:12.544
3	47.833	+0.793	17:04:00.377
4	47.518	+0.478	17:04:47.895
5	47.073	+0.033	17:05:34.968
6	47.216	+0.176	17:06:22.184
7	51.953	+4.913	17:07:14.137
8	47.319	+0.279	17:08:01.456
9	47.074	+0.034	17:08:48.530
10	47.545	+0.505	17:09:36.075
11	47.343	+0.303	17:10:23.418
12	47.040		17:11:10.458
13	50.306	+3.266	17:12:00.764

(28) Ben Fricke

1	48.492	+1.643	17:02:47.425
2	47.228	+0.379	17:03:34.653
3	47.199	+0.350	17:04:21.852
4	47.167	+0.318	17:05:09.019
5	47.137	+0.288	17:05:56.156
6	1:56.294	+1:09.445	17:07:52.450
7	47.023	+0.174	17:08:39.473
8	46.849		17:09:26.322
9	46.909	+0.060	17:10:13.231
10	46.926	+0.077	17:11:00.157
11	46.908	+0.059	17:11:47.065

(37) Marvin Petruschinski

1	50.831	+4.010	17:02:19.822
2	49.577	+2.756	17:03:09.399
3	47.297	+0.476	17:03:56.696
4	46.888	+0.067	17:04:43.584
5	46.821		17:05:30.405
6	46.847	+0.026	17:06:17.252

(44) Joel Sturm

1	50.441	+3.632	17:02:18.843
2	50.286	+3.477	17:03:09.129
3	47.377	+0.568	17:03:56.506
4	47.317	+0.508	17:04:43.823
5	46.825	+0.016	17:05:30.648
6	46.809		17:06:17.457

(15) Louis Klinkhammer

1	50.405		17:02:18.465
---	---------------	--	--------------

ADAC Kart Bundesendlauf

X30 Senior

Wittgenborn

Ranking nach Heats

Pos.	Nr.	Vorname	Nachname	Nat./Ort	Fabrikat	Bewerber / Sponsor	QP	Pkt.	Diff.	H1	H2
1	21	Lukas	Karamitsios	GER/Hagen	Sodi Kart/IAME	NK Hellas / Beule Kart	2	4		2	2
2	3	Marius	Preibisch	GER/Neuberg	Lenzokart/IAME	Bamberger Kartracing	4	7	-3	3	4
3	77	Felix	Wischlitzki	GER/Donauwörth	Formula-Kart/IAME	AK-Racing	8	7	-3	7	0
4	17	Tobias	Pfisterer	GER/Schlierbach	CRG/IAME	RS Motorsport / MCKT Kirchheim-Teck	10	8	-4	5	3
5	22	Maximilian	Kannegiesser	GER/Rimbach	/IAME	AC Bensheim / Shift 2 Passion	16	11	-7	4	7
6	9	Maximilian	Dappert	GER/Kleinrinderfeld	Jesolo/IAME	TR Motorsport	9	18	-14	9	9
7	55	Erik	Müller	GER/Dörentrup	Mach 1/IAME	Team Hemkemeyer / AMC Retzen	11	19	-15	11	8
8	8	Mika	Rausch	GER/Ahlen	DR/IAME	RRT Rausch-Racing-Team	6	20	-16	15	5
9	40	Louis	Kulke	GER/Bad Salzuflen	Sodi/IAME	Valier Motorsport	18	25	-21	19	6
10	66	Lion	Düker	GER/Rottweil	LS/IAME	AC-Tuttlingen im ADAC / MCS Stuttgart	14	27	-23	12	15
11	43	Marek	Schaller	GER/Erndtebrück	Gillard/IAME	MSR / ADAC Westfalen / AMC Wittgens	1	28	-24	0	28
12	12	Sebastian	Schmidt	GER/Grasellenbach	Sodi/IAME	AC Bensheim / NK Hellas Motorsport / E	15	29	-25	18	11
13	28	Ben	Fricke	GER/Arnsberg	Tony-Kart/IAME	RMW Motorsport	7	32	-28	8	24
14	50	Gerrit	Hartwig	GER/Kusterdingen	CRG/IAME	RS-Motorsport	25	32	-28	20	12
15	15	Louis	Klinkhammer	GER/Krombach	Praga/IAME	MSC Mühlheim e.V. im ADAC	5	33	-29	6	27
16	5	Nico Noel	Manka	GER/Unna	Sodi Kart/IAME	Beule Kart Racing Team / MSC Bork	13	33	-29	17	16
17	29	Sandro	Ritz	GER/Künzell	Lenzokart/IAME	Bamberger Racingteam	24	34	-30	13	21
18	7	Kai	Walk	GER/Hermersberg	Gillard/IAME		28	35	-31	16	19
19	44	Joel	Sturm	GER/Brühl	/IAME		12	36	-32	10	26
20	1	Henrik	Schulze Frenking	GER/Nottuln	Intrepid/IAME	Team Hemkemeyer	17	37	-33	27	10
21	33	Nico	Mertinke	GER/Uelzen	CRG/IAME	Team Hemkemeyer / MTC Faßberg	21	37	-33	23	14
22	34	Evangelos	Karamitsios	GER/Hagen	Sodi Kart/IAME	NK Hellas Motorsport / Beule Kart	19	40	-36	22	18
23	13	Dennis	Menze	GER/Dortmund	Sodi Kart/IAME	NK Hellas Motorsport/ Beule Kart / MSC	26	42	-38	29	13
24	69	Philipp	Rönforth	GER/Hamburg	Evokart/IAME	Rönforth Racing / RSG Hamburg	3	43	-39	14	29
25	27	Nico	Grafentin	GER/Neustadt	EvoKart/IAME	Rönforth Racing	22	45	-41	28	17
26	47	Christopher	Röhner	GER/Mülsen	Energy/IAME	ADAC Sachsen e.V.	23	45	-41	25	20
27	37	Marvin	Petruschinski	GER/Dortmund	Parolin/IAME	PK-Motorsport	20	46	-42	21	25
28	4	Julian	Bigelmaier	GER/Jettingen-Schep	CRG/IAME	RS Motorsport	27	47	-43	24	23
29	11	Paul	Pentz	GER/Illertissen	CRG/IAME	RS-Motorsport	29	48	-44	26	22
DNS	31	Till	Burkhardt	GER/Römerberg	Kart Republic/IAME	Team Zinner	30	62	-58	31	31

Bemerkungen

Ergebnisse vorbehaltlich der technischen und sportlichen Nachuntersuchung

Rennleiter Andreas Schwarz:



Rennsekretär Holger Schaukellis:

Sportkommissar Peter Fricke:



Zeitnahme Monika Riehmers:



ADAC Bundesendlauf Wittgenborn

X30 Senioren


Vogelsbergring 1,038 Km

Rennen 18 1.Lauf

07.10.2018 10:50

Rennen (17 Runden)

4	37	14
28	27	
47	27	13
26	25	
69	13	12
24	23	
34	33	11
22	21	
1	44	10
20	19	
7	29	9
18	17	
5	15	8
16	15	
50	28	7
14	13	
12	43	6
12	11	
66	40	5
10	9	
8	55	4
8	7	
9	22	3
6	5	
17	77	2
4	3	
3	21	1
2		
	POLE POSITION	1



Reg-Nr.: C-KA 13/18

Orbits

Zeitnahme Monika Riehmers:

Rennleiter Andreas Schwarz:

www.mylaps.com

Schiedsgericht Peter Fricke:

Lizenziert für Camp Company

Gedruckt: 06.10.2018 17:48:05

Aushang: h

Seite 1/2

ADAC Bundesendlauf Wittgenborn

X30 Senioren

Vogelsbergring 1,038 Km

Rennen 18 1.Lauf

07.10.2018 10:50

Rennen (17 Runden)

11
29

15



Reg-Nr.: C-KA 13/18

Orbits

Zeitnahme Monika Riehmers:

Rennleiter Andreas Schwarz:

Schiedsgericht Peter Fricke:

Aushang: h

Gedruckt: 06.10.2018 17:48:05

www.mylaps.com
Lizenziert für Camp Company

Seite 2/2

ADAC Bundesendlauf Wittgenborn

X30 Senioren
Vogelsbergring 1,038 Km
Warm up
07.10.2018 08:45
Training (10:00 Zeit) gestartet um 8:44:51

Pos.	Nr.	Name	Nat-Wohnort	Fabrikat	Bewerber/Sponsor	Rnd.	Beste Zeit	Diff.	In Rd.	km/h
1	43	Marek Schaller	GER/Erndtebrück	Gillard/IAME	MSR / ADAC Westfalen / AMC Wittgenstei	13	46.246		12	80,803
2	50	Gerrit Hartwig	GER/Kusterdingen	CRG/IAME	RS-Motorsport	11	46.308	0.062	10	80,694
3	12	Sebastian Schmidt	GER/Grasellenbach	Sodi/IAME	AC Bensheim / NK Hellas Motorsport / Bei	12	46.350	0.104	8	80,621
4	77	Felix Wischlitzki	GER/Donauwörth	Formula-Kart/IAME	AK-Racing	11	46.352	0.106	9	80,618
5	40	Louis Kulke	GER/Bad Salzfluren	Sodi/IAME	Valier Motorsport	11	46.359	0.113	9	80,606
6	22	Maximilian Kannegiesser	GER/Rimbach	/IAME	AC Bensheim / Shift 2 Passion	11	46.442	0.196	7	80,462
7	3	Marius Preibisch	GER/Neuberg	Lenzokart/IAME	Bamberger Karttracing	6	46.474	0.228	6	80,406
8	21	Lukas Karamitsios	GER/Hagen	Sodi Kart/IAME	NK Hellas / Beule Kart	9	46.574	0.328	6	80,234
9	44	Joel Sturm	GER/Brühl	/IAME		10	46.643	0.397	4	80,115
10	69	Philipp Rönforth	GER/Hamburg	Evokart/IAME	Rönforth Racing / RSG Hamburg	12	46.711	0.465	10	79,998
11	17	Tobias Pfisterer	GER/Schlierbach	CRG/IAME	RS Motorsport / MCKT Kirchheim-Teck	11	46.745	0.499	9	79,940
12	37	Marvin Petruschinski	GER/Dortmund	Parolin/IAME	PK-Motorsport	11	46.775	0.529	8	79,889
13	55	Erik Müller	GER/Dörentrup	Mach 1/IAME	Team Hemkemeyer / AMC Retzen	12	46.782	0.536	8	79,877
14	28	Ben Fricke	GER/Arnsberg	Tony-Kart/IAME	RMW Motorsport	10	46.792	0.546	10	79,860
15	5	Nico Noel Manka	GER/Unna	Sodi Kart/IAME	Beule Kart Racing Team / MSC Bork	12	46.820	0.574	12	79,812
16	8	Mika Rausch	GER/Ahlen	DR/IAME	RRT Rausch-Racing-Team	8	46.827	0.581	6	79,800
17	29	Sandro Ritz	GER/Künzell	Lenzokart/IAME	Bamberger Racingteam	11	46.833	0.587	10	79,790
18	1	Henrik Schulze Frenking	GER/Nottuln	Intrepid/IAME	Team Hemkemeyer	12	46.839	0.593	11	79,780
19	33	Nico Mertinke	GER/Uelzen	CRG/IAME	Team Hemkemeyer / MTC Faßberg	11	46.948	0.702	8	79,594
20	27	Nico Grafentin	GER/Neustadt	EvoKart/IAME	Rönforth Racing	12	47.004	0.758	8	79,500
21	9	Maximilian Dappert	GER/Kleinrinderfeld	Jesolo/IAME	TR Motorsport	8	47.079	0.833	7	79,373
22	4	Julian Bigelmaier	GER/Jettingen-Scheppach	CRG/IAME	RS Motorsport	10	47.100	0.854	10	79,338
23	11	Paul Pentz	GER/Iltertissen	CRG/IAME	RS-Motorsport	9	47.107	0.861	7	79,326
24	66	Lion Düker	GER/Rottweil	LS/IAME	AC-Tuttlingen im ADAC / MCS Stuttgart im	5	47.388	1.142	4	78,855
25	7	Kai Walk	GER/Hermersberg	Gillard/IAME		11	47.481	1.235	11	78,701
26	13	Dennis Menze	GER/Dortmund	Sodi Kart/IAME	NK Hellas Motorsport/ Beule Kart / MSC B	10	47.566	1.320	9	78,560
27	34	Evangelos Karamitsios	GER/Hagen	Sodi Kart/IAME	NK Hellas Motorsport / Beule Kart	10	47.739	1.493	4	78,276
28	15	Louis Klinkhammer	GER/Krombach	Praga/IAME	MSC Mühlheim e.V. im ADAC	3	49.561	3.315	3	75,398

Reg-Nr.: C-KA 13/18
Orbits

Zeitnahme Monika Riehmers:



Rennleiter Andreas Schwarz:



Schiedsgericht Peter Fricke:


Gedruckt: 07.10.2018 08:56:07

Aushang: h

www.mylaps.com

Lizenziert für Camp Company

ADAC Bundesendlauf Wittgenborn

X30 Senioren

Vogelsbergring 1,038 Km

Warm up

07.10.2018 08:45

Training (10:00 Zeit) gestartet um 8:44:51

Runde	Rundenzeit	Diff.	Tageszeit
(43) Marek Schaller			
1	50.308	+4.062	8:46:18.460
2	47.684	+1.438	8:47:06.144
3	47.111	+0.865	8:47:53.255
4	46.670	+0.424	8:48:39.925
5	46.692	+0.446	8:49:26.617
6	46.379	+0.133	8:50:12.996
7	46.519	+0.273	8:50:59.515
8	46.513	+0.267	8:51:46.028
9	46.350	+0.104	8:52:32.378
10	46.285	+0.039	8:53:18.663
11	46.365	+0.119	8:54:05.028
12	46.246		8:54:51.274
13	46.322	+0.076	8:55:37.596

Runde	Rundenzeit	Diff.	Tageszeit
(50) Gerrit Hartwig			
1	50.927	+4.619	8:46:24.345
2	48.198	+1.890	8:47:12.543
3	47.856	+1.548	8:48:00.399
4	47.220	+0.912	8:48:47.619
5	47.484	+1.176	8:49:35.103
6	46.911	+0.603	8:50:22.014
7	46.594	+0.286	8:51:08.608
8	46.312	+0.004	8:51:54.920
9	46.346	+0.038	8:52:41.266
10	46.308		8:53:27.574
11	46.332	+0.024	8:54:13.906

Runde	Rundenzeit	Diff.	Tageszeit
(12) Sebastian Schmidt			
1	50.656	+4.306	8:46:20.203
2	48.049	+1.699	8:47:08.252
3	47.097	+0.747	8:47:55.349
4	46.981	+0.631	8:48:42.330
5	46.488	+0.138	8:49:28.818
6	46.621	+0.271	8:50:15.439
7	46.412	+0.062	8:51:01.851
8	46.350		8:51:48.201
9	46.634	+0.284	8:52:34.835
10	46.703	+0.353	8:53:21.538
11	46.680	+0.330	8:54:08.218
12	47.992	+1.642	8:54:56.210

Runde	Rundenzeit	Diff.	Tageszeit
(77) Felix Wischitzki			
1	54.436	+8.084	8:46:33.936
2	48.374	+2.022	8:47:22.310
3	47.495	+1.143	8:48:09.805
4	46.705	+0.353	8:48:56.510
5	46.519	+0.167	8:49:43.029
6	46.961	+0.609	8:50:29.990
7	46.544	+0.192	8:51:16.534
8	46.406	+0.054	8:52:02.940
9	46.352		8:52:49.292
10	46.496	+0.144	8:53:35.788
11	46.624	+0.272	8:54:22.412

Runde	Rundenzeit	Diff.	Tageszeit
(40) Louis Kulke			
1	50.723	+4.364	8:46:25.495
2	48.231	+1.872	8:47:13.726
3	47.085	+0.726	8:48:00.811
4	46.982	+0.623	8:48:47.793
5	46.817	+0.458	8:49:34.610
6	46.441	+0.082	8:50:21.051
7	46.520	+0.161	8:51:07.571
8	46.442	+0.083	8:51:54.013
9	46.359		8:52:40.372

Runde	Rundenzeit	Diff.	Tageszeit
10	46.418	+0.059	8:53:26.790
11	46.616	+0.257	8:54:13.406

Runde	Rundenzeit	Diff.	Tageszeit
(22) Maximilian Kannegiesser			
1	50.420	+3.978	8:46:24.503
2	48.148	+1.706	8:47:12.651
3	47.292	+0.850	8:47:59.943
4	46.888	+0.446	8:48:46.831
5	46.623	+0.181	8:49:33.454
6	46.599	+0.157	8:50:20.053
7	46.442		8:51:06.495
8	46.497	+0.055	8:51:52.992
9	46.496	+0.054	8:52:39.488
10	46.478	+0.036	8:53:25.966
11	46.465	+0.023	8:54:12.431

Runde	Rundenzeit	Diff.	Tageszeit
(3) Marius Preibisch			
1	50.380	+3.906	8:46:27.559
2	51.559	+5.085	8:47:19.118
3	47.149	+0.675	8:48:06.267
4	48.011	+1.537	8:48:54.278
5	46.493	+0.019	8:49:40.771
6	46.474		8:50:27.245

Runde	Rundenzeit	Diff.	Tageszeit
(21) Lukas Karamitsios			
1	51.164	+4.590	8:46:40.866
2	47.798	+1.224	8:47:28.664
3	47.066	+0.492	8:48:15.730
4	46.804	+0.230	8:49:02.534
5	46.878	+0.304	8:49:49.412
6	46.574		8:50:35.986
7	46.679	+0.105	8:51:22.665
8	46.768	+0.194	8:52:09.433
9	47.113	+0.539	8:52:56.546

Runde	Rundenzeit	Diff.	Tageszeit
(44) Joel Sturm			
1	50.019	+3.376	8:46:18.549
2	47.810	+1.167	8:47:06.359
3	47.065	+0.422	8:47:53.424
4	46.643		8:48:40.067
5	46.924	+0.281	8:49:26.991
6	47.242	+0.599	8:50:14.233
7	46.785	+0.142	8:51:01.018
8	46.729	+0.086	8:51:47.747
9	46.687	+0.044	8:52:34.434
10	46.750	+0.107	8:53:21.184

Runde	Rundenzeit	Diff.	Tageszeit
(69) Philipp Rönforth			
1	50.431	+3.720	8:46:27.832
2	48.566	+1.855	8:47:16.398
3	47.068	+0.357	8:48:03.466
4	46.906	+0.195	8:48:50.372
5	47.153	+0.442	8:49:37.525
6	46.841	+0.130	8:50:24.366
7	46.758	+0.047	8:51:11.124
8	46.772	+0.061	8:51:57.896
9	47.240	+0.529	8:52:45.136
10	46.711		8:53:31.847
11	46.811	+0.100	8:54:18.658
12	46.817	+0.106	8:55:05.475

Runde	Rundenzeit	Diff.	Tageszeit
(17) Tobias Pfisterer			
1	52.652	+5.907	8:46:37.256
2	48.044	+1.299	8:47:25.300
3	47.728	+0.983	8:48:13.028
4	46.962	+0.217	8:48:59.990

Runde	Rundenzeit	Diff.	Tageszeit
5	47.809	+1.064	8:49:47.799
6	46.865	+0.120	8:50:34.664
7	46.800	+0.055	8:51:21.464
8	46.957	+0.212	8:52:08.421
9	46.745		8:52:55.166
10	46.931	+0.186	8:53:42.097
11	46.922	+0.177	8:54:29.019

Runde	Rundenzeit	Diff.	Tageszeit
(37) Marvin Petruschinski			
1	50.681	+3.906	8:46:25.256
2	49.345	+2.570	8:47:14.601
3	48.190	+1.415	8:48:02.791
4	46.972	+0.197	8:48:49.763
5	47.499	+0.724	8:49:37.262
6	47.618	+0.843	8:50:24.880
7	46.907	+0.132	8:51:11.787
8	46.775		8:51:58.562
9	46.980	+0.205	8:52:45.542
10	46.887	+0.112	8:53:32.429
11	47.983	+1.208	8:54:20.412

Runde	Rundenzeit	Diff.	Tageszeit
(55) Erik Müller			
1	55.245	+8.463	8:46:48.036
2	49.721	+2.939	8:47:37.757
3	47.537	+0.755	8:48:25.294
4	47.117	+0.335	8:49:12.411
5	46.902	+0.120	8:49:59.313
6	46.850	+0.068	8:50:46.163
7	47.288	+0.506	8:51:33.451
8	46.782		8:52:20.233
9	46.845	+0.063	8:53:07.078
10	47.008	+0.226	8:53:54.086
11	47.757	+0.975	8:54:41.843
12	47.851	+1.069	8:55:29.694

Runde	Rundenzeit	Diff.	Tageszeit
(28) Ben Fricke			
1	49.921	+3.129	8:46:17.670
2	47.753	+0.961	8:47:05.423
3	47.382	+0.590	8:47:52.805
4	46.910	+0.118	8:48:39.715
5	47.126	+0.334	8:49:26.841
6	47.156	+0.364	8:50:13.997
7	1:55.180	+1:08.388	8:52:09.177
8	47.310	+0.518	8:52:56.487
9	47.375	+0.583	8:53:43.862
10	46.792		8:54:30.654

Runde	Rundenzeit	Diff.	Tageszeit
(5) Nico Noel Manka			
1	53.875	+7.055	8:46:49.676
2	48.696	+1.876	8:47:38.372
3	47.608	+0.788	8:48:25.980
4	47.151	+0.331	8:49:13.131
5	46.971	+0.151	8:50:00.102
6	46.830	+0.010	8:50:46.932
7	47.381	+0.561	8:51:34.313
8	47.553	+0.733	8:52:21.866
9	47.549	+0.729	8:53:09.415
10	46.821	+0.001	8:53:56.236
11	47.150	+0.330	8:54:43.386
12	46.820		8:55:30.206

Runde	Rundenzeit	Diff.	Tageszeit
(8) Mika Rausch			
1	49.463	+2.636	8:46:16.683
2	47.931	+1.104	8:47:04.614
3	47.351	+0.524	8:47:51.965
4	47.013	+0.186	8:48:38.978

ADAC Bundesendlauf Wittgenborn

X30 Senioren
Vogelsbergring 1,038 Km
Warm up
07.10.2018 08:45
Training (10:00 Zeit) gestartet um 8:44:51

Runde	Rundenzeit	Diff.	Tageszeit
5	46.903	+0.076	8:49:25.881
6	46.827		8:50:12.708
7	47.056	+0.229	8:50:59.764
8	46.913	+0.086	8:51:46.677

(29) Sandro Ritz

Runde	Rundenzeit	Diff.	Tageszeit
1	51.071	+4.238	8:46:26.422
2	48.290	+1.457	8:47:14.712
3	47.837	+1.004	8:48:02.549
4	47.057	+0.224	8:48:49.606
5	47.212	+0.379	8:49:36.818
6	46.974	+0.141	8:50:23.792
7	46.879	+0.046	8:51:10.671
8	47.154	+0.321	8:51:57.825
9	48.373	+1.540	8:52:46.198
10	46.833		8:53:33.031
11	46.951	+0.118	8:54:19.982

(1) Henrik Schulze Frenking

Runde	Rundenzeit	Diff.	Tageszeit
1	51.959	+5.120	8:46:37.810
2	47.901	+1.062	8:47:25.711
3	47.567	+0.728	8:48:13.278
4	47.128	+0.289	8:49:00.406
5	46.927	+0.088	8:49:47.333
6	46.937	+0.098	8:50:34.270
7	46.922	+0.083	8:51:21.192
8	46.922	+0.083	8:52:08.114
9	46.900	+0.061	8:52:55.014
10	46.886	+0.047	8:53:41.900
11	46.839		8:54:28.739
12	46.972	+0.133	8:55:15.711

(33) Nico Mertinke

Runde	Rundenzeit	Diff.	Tageszeit
1	52.036	+5.088	8:46:38.566
2	48.507	+1.559	8:47:27.073
3	48.026	+1.078	8:48:15.099
4	47.299	+0.351	8:49:02.398
5	1:00.585	+13.637	8:50:02.983
6	47.440	+0.492	8:50:50.423
7	47.320	+0.372	8:51:37.743
8	46.948		8:52:24.691
9	46.996	+0.048	8:53:11.687
10	47.084	+0.136	8:53:58.771
11	47.072	+0.124	8:54:45.843

(27) Nico Grafentin

Runde	Rundenzeit	Diff.	Tageszeit
1	50.074	+3.070	8:46:28.520
2	48.500	+1.496	8:47:17.020
3	47.773	+0.769	8:48:04.793
4	47.349	+0.345	8:48:52.142
5	47.270	+0.266	8:49:39.412
6	47.071	+0.067	8:50:26.483
7	47.135	+0.131	8:51:13.618
8	47.004		8:52:00.622
9	47.813	+0.809	8:52:48.435
10	47.717	+0.713	8:53:36.152
11	47.624	+0.620	8:54:23.776
12	48.199	+1.195	8:55:11.975

(9) Maximilian Dappert

Runde	Rundenzeit	Diff.	Tageszeit
1	50.682	+3.603	8:46:20.029
2	48.184	+1.105	8:47:08.213
3	48.094	+1.015	8:47:56.307
4	47.273	+0.194	8:48:43.580
5	47.357	+0.278	8:49:30.937
6	47.212	+0.133	8:50:18.149

Runde	Rundenzeit	Diff.	Tageszeit
7	47.079		8:51:05.228
8	47.202	+0.123	8:51:52.430

(4) Julian Bigelmaier

Runde	Rundenzeit	Diff.	Tageszeit
1	51.750	+4.650	8:46:24.261
2	50.123	+3.023	8:47:14.384
3	47.797	+0.697	8:48:02.181
4	47.314	+0.214	8:48:49.495
5	48.488	+1.388	8:49:37.983
6	47.592	+0.492	8:50:25.575
7	47.256	+0.156	8:51:12.831
8	47.546	+0.446	8:52:00.377
9	47.768	+0.668	8:52:48.145
10	47.100		8:53:35.245

(11) Paul Pentz

Runde	Rundenzeit	Diff.	Tageszeit
1	52.748	+5.641	8:46:26.738
2	50.139	+3.032	8:47:16.877
3	49.265	+2.158	8:48:06.142
4	48.694	+1.587	8:48:54.836
5	47.902	+0.795	8:49:42.738
6	47.624	+0.517	8:50:30.362
7	47.107		8:51:17.469
8	47.358	+0.251	8:52:04.827
9	47.370	+0.263	8:52:52.197

(66) Lion Düker

Runde	Rundenzeit	Diff.	Tageszeit
1	52.818	+5.430	8:46:33.366
2	48.617	+1.229	8:47:21.983
3	48.223	+0.835	8:48:10.206
4	47.388		8:48:57.594
5	54.518	+7.130	8:49:52.112

(7) Kai Walk

Runde	Rundenzeit	Diff.	Tageszeit
1	58.092	+10.611	8:46:50.457
2	51.591	+4.110	8:47:42.048
3	48.504	+1.023	8:48:30.552
4	48.590	+1.109	8:49:19.142
5	47.803	+0.322	8:50:06.945
6	1:21.376	+33.895	8:51:28.321
7	47.887	+0.406	8:52:16.208
8	48.080	+0.599	8:53:04.288
9	47.951	+0.470	8:53:52.239
10	48.333	+0.852	8:54:40.572
11	47.481		8:55:28.053

(13) Dennis Menze

Runde	Rundenzeit	Diff.	Tageszeit
1	51.495	+3.929	8:46:43.773
2	48.857	+1.291	8:47:32.630
3	48.044	+0.478	8:48:20.674
4	47.747	+0.181	8:49:08.421
5	49.973	+2.407	8:49:58.394
6	47.611	+0.045	8:50:46.005
7	48.129	+0.563	8:51:34.134
8	47.604	+0.038	8:52:21.738
9	47.566		8:53:09.304
10	47.947	+0.381	8:53:57.251

(34) Evangelos Karamitsios

Runde	Rundenzeit	Diff.	Tageszeit
1	52.178	+4.439	8:46:43.527
2	48.774	+1.035	8:47:32.301
3	48.070	+0.331	8:48:20.371
4	47.739		8:49:08.110
5	47.832	+0.093	8:49:55.942
6	47.948	+0.209	8:50:43.890
7	2:21.237	+1:33.498	8:53:05.127

Reg-Nr.: C-KA 13/18

Orbits

Zeitnahme Monika Riehmers:

Rennleiter Andreas Schwarz:

Schiedsgericht Peter Fricke:

Gedruckt: 07.10.2018 08:56:34

Aushang: h

www.mylaps.com

Lizenziert für Camp Company

Seite 2/2

ADAC Bundesendlauf Wittgenborn

X30 Senioren

Vogelsbergring 1,038 Km

Rennen 18 1.Lauf

07.10.2018 10:50

Rennen (17 Runden) gestartet um 10:51:31

Pos.	Nr.	Name	Nat-Wohnort	Fabrikat	Bewerber/Sponsor	Rnd.	Gesamtzeit	Diff.	Beste Zeit	In Rd.	Pkt.
1	43	Marek Schaller	GER/Erndtebrück	Gillard/IAME	MSR / ADAC Westfalen / AMC Wittgens	17	13:13.708		46.103	9	25
2	21	Lukas Karamitsios	GER/Hagen	Sodi Kart/IAME	NK Hellas / Beule Kart	17	13:17.458	3.750	46.577	6	20
3	22	Maximilian Kannegiesser	GER/Rimbach	/IAME	AC Bensheim / Shift 2 Passion	17	13:19.322	5.614	46.408	14	16
4	40	Louis Kulke	GER/Bad Salzuflen	Sodi/IAME	Valier Motorsport	17	13:19.523	5.815	46.452	15	13
5	17	Tobias Pfisterer	GER/Schlierbach	CRG/IAME	RS Motorsport / MCKT Kirchheim-Teck	17	13:20.007	6.299	46.482	14	11
6	8	Mika Rausch	GER/Ahlen	DR/IAME	RRT Rausch-Racing-Team	17	13:22.282	8.574	46.533	9	10
7	9	Maximilian Dappert	GER/Kleinrinderfeld	Jesolo/IAME	TR Motorsport	17	13:22.617	8.909	46.676	15	9
8	28	Ben Fricke	GER/Amsberg	Tony-Kart/IAME	RMW Motorsport	17	13:22.847	9.139	46.547	11	8
9	66	Lion Düker	GER/Rottweil	LS/IAME	AC-Tuttlingen im ADAC / MCS Stuttgart	17	13:23.797	10.089	46.585	7	7
10	44	Joel Sturm	GER/Brühl	/IAME		17	13:25.905	12.197	46.587	7	6
11	15	Louis Klinkhammer	GER/Krombach	Praga/IAME	MSC Mühlheim e.V. im ADAC	17	13:28.043	14.335	46.512	11	5
12	50	Gerrit Hartwig	GER/Kusterdingen	CRG/IAME	RS-Motorsport	17	13:28.581	14.873	46.423	9	4
13	29	Sandro Ritz	GER/Künzell	Lenzokart/IAME	Bamberger Racingteam	17	13:29.491	15.783	46.836	5	3
14	5	Nico Noel Manka	GER/Unna	Sodi Kart/IAME	Beule Kart Racing Team / MSC Bork	17	13:29.671	15.963	46.687	12	2
15	69	Philipp Rönforth	GER/Hamburg	Evokart/IAME	Rönforth Racing / RSG Hamburg	17	13:30.067	16.359	46.602	14	1
16	33	Nico Mertinke	GER/Uelzen	CRG/IAME	Team Hemkemeyer / MTC Faßberg	17	13:35.666	21.958	46.764	11	0
17	27	Nico Grafentin	GER/Neustadt	Evokart/IAME	Rönforth Racing	17	13:38.906	25.198	47.129	6	0
18	34	Evangelos Karamitsios	GER/Hagen	Sodi Kart/IAME	NK Hellas Motorsport / Beule Kart	17	13:39.948	26.240	46.988	10	0
19	37	Marvin Petruschinski	GER/Dortmund	Parolin/IAME	PK-Motorsport	17	13:42.870	29.162	46.654	9	0
20	11	Paul Pentz	GER/Illertissen	CRG/IAME	RS-Motorsport	17	13:43.466	29.758	46.916	11	0
21	1	Henrik Schulze Frenking	GER/Nottuln	Intrepid/IAME	Team Hemkemeyer	17	13:44.735	31.027	46.761	8	0
22	4	Julian Bigelmaier	GER/Jettingen-Schepp	CRG/IAME	RS Motorsport	17	13:48.698	34.990	47.399	13	0
23	7	Kai Walk	GER/Hermersberg	Gillard/IAME		14	12:11.145	3 Runden	46.773	8	0
Nicht Klassifiziert (75% = 12 Rnd.)											
DNF	12	Sebastian Schmidt	GER/Grasellenbach	Sodi/IAME	AC Bensheim / NK Hellas Motorsport / I	10	8:17.001	DNF	47.148	3	0
DNF	13	Dennis Menze	GER/Dortmund	Sodi Kart/IAME	NK Hellas Motorsport/ Beule Kart / MSC	7	5:40.952	DNF	47.113	5	0
DNF	77	Felix Wischitzki	GER/Donauwörth	Formula-Kart/IAME	AK-Racing	4	3:12.948	DNF	47.021	3	0
DNF	3	Marius Preibisch	GER/Neuberg	Lenzokart/IAME	Bamberger Karttracing		0.105	DNF		0	0
DNS	47	Christopher Röhner	GER/Mülsen	Energy/IAME	ADAC Sachsen e.V.			DNS		0	0
EXC	55	Erik Müller	GER/Dörentrup	Mach 1/IAME	Team Hemkemeyer / AMC Retzen	17	13:23.233	EXC	46.566	10	0

Bemerkungen

Ergebnis vorbehaltlich technischen und sportlichen Nachuntersuchung

Gestartet: 28 Gewertet: 23 nicht Gewertet: 5

1,4,11,15,33,37 + 5 sec Spoiler

1 + 5 sec pushing

69 + 5 sec pushing

#55 Wertungsverlust Technik

Vorsprung	Ø km/h	Beste Rundenzeit	km/h	Beste Runde von
3.750	80,036	46.103	81,053	43 - Marek Schaller

Reg-Nr.: C-KA 13/18

Orbits

Zeitnahme Monika Riehmers:

Rennleiter Andreas Schwarz:

www.mylaps.com

Schiedsgericht Peter Fricke:

Lizenziert für Camp Company

Gedruckt: 07.10.2018 11:37:52

Aushang: h

ADAC Bundesendlauf Wittgenborn

X30 Senioren
Vogelsbergring 1,038 Km
Rennen 18 1.Lauf
07.10.2018 10:50
Rennen (17 Runden) gestartet um 10:51:31

Runde	Rundenzeit	Diff.	Tageszeit
(43) Marek Schaller			
1	50.880	+4.777	10:52:23.282
2	47.286	+1.183	10:53:10.568
3	46.730	+0.627	10:53:57.298
4	47.045	+0.942	10:54:44.343
5	46.635	+0.532	10:55:30.978
6	46.564	+0.461	10:56:17.542
7	46.187	+0.084	10:57:03.729
8	46.210	+0.107	10:57:49.939
9	46.103		10:58:36.042
10	46.127	+0.024	10:59:22.169
11	46.162	+0.059	11:00:08.331
12	46.165	+0.062	11:00:54.496
13	46.150	+0.047	11:01:40.646
14	46.241	+0.138	11:02:26.887
15	46.267	+0.164	11:03:13.154
16	46.179	+0.076	11:03:59.333
17	46.195	+0.092	11:04:45.528

Runde	Rundenzeit	Diff.	Tageszeit
(21) Lukas Karamitsios			
1	48.965	+2.388	10:52:20.785
2	47.609	+1.032	10:53:08.394
3	46.892	+0.315	10:53:55.286
4	46.927	+0.350	10:54:42.213
5	46.658	+0.081	10:55:28.871
6	46.577		10:56:15.448
7	46.831	+0.254	10:57:02.279
8	46.782	+0.205	10:57:49.061
9	46.694	+0.117	10:58:35.755
10	46.786	+0.209	10:59:22.541
11	46.655	+0.078	11:00:09.196
12	46.669	+0.092	11:00:55.865
13	46.608	+0.031	11:01:42.473
14	46.672	+0.095	11:02:29.145
15	46.633	+0.056	11:03:15.778
16	46.655	+0.078	11:04:02.433
17	46.845	+0.268	11:04:49.278

Runde	Rundenzeit	Diff.	Tageszeit
(22) Maximilian Kannegiesser			
1	49.994	+3.586	10:52:22.071
2	47.308	+0.900	10:53:09.379
3	47.447	+1.039	10:53:56.826
4	47.397	+0.989	10:54:44.223
5	47.396	+0.988	10:55:31.619
6	46.579	+0.171	10:56:18.198
7	46.719	+0.311	10:57:04.917
8	46.607	+0.199	10:57:51.524
9	46.570	+0.162	10:58:38.094
10	46.802	+0.394	10:59:24.896
11	46.556	+0.148	11:00:11.452
12	46.431	+0.023	11:00:57.883
13	47.177	+0.769	11:01:45.060
14	46.408		11:02:31.468
15	46.452	+0.044	11:03:17.920
16	46.648	+0.240	11:04:04.568
17	46.574	+0.166	11:04:51.142

Runde	Rundenzeit	Diff.	Tageszeit
(40) Louis Kulke			
1	51.324	+4.872	10:52:23.638
2	47.383	+0.931	10:53:11.021
3	46.984	+0.532	10:53:58.005
4	47.052	+0.600	10:54:45.057
5	46.890	+0.438	10:55:31.947
6	46.694	+0.242	10:56:18.641
7	46.555	+0.103	10:57:05.196

Runde	Rundenzeit	Diff.	Tageszeit
8	46.573	+0.121	10:57:51.769
9	46.550	+0.098	10:58:38.319
10	46.805	+0.353	10:59:25.124
11	46.592	+0.140	11:00:11.716
12	46.586	+0.134	11:00:58.302
13	46.966	+0.514	11:01:45.268
14	46.464	+0.012	11:02:31.732
15	46.452		11:03:18.184
16	46.681	+0.229	11:04:04.865
17	46.478	+0.026	11:04:51.343

Runde	Rundenzeit	Diff.	Tageszeit
(17) Tobias Pfisterer			
1	49.544	+3.062	10:52:21.564
2	47.540	+1.058	10:53:09.104
3	47.462	+0.980	10:53:56.566
4	47.058	+0.576	10:54:43.624
5	46.908	+0.426	10:55:30.532
6	47.200	+0.718	10:56:17.732
7	46.840	+0.358	10:57:04.572
8	46.715	+0.233	10:57:51.287
9	46.573	+0.091	10:58:37.860
10	46.686	+0.204	10:59:24.546
11	46.617	+0.135	11:00:11.163
12	46.806	+0.324	11:00:57.969
13	46.750	+0.268	11:01:44.719
14	46.482		11:02:31.201
15	46.546	+0.064	11:03:17.747
16	47.328	+0.846	11:04:05.075
17	46.752	+0.270	11:04:51.827

Runde	Rundenzeit	Diff.	Tageszeit
(8) Mika Rausch			
1	51.706	+5.173	10:52:23.920
2	47.570	+1.037	10:53:11.490
3	47.093	+0.560	10:53:58.583
4	47.353	+0.820	10:54:45.936
5	46.903	+0.370	10:55:32.839
6	46.591	+0.058	10:56:19.430
7	46.806	+0.273	10:57:06.236
8	46.895	+0.362	10:57:53.131
9	46.533		10:58:39.664
10	46.759	+0.226	10:59:26.423
11	46.616	+0.083	11:00:13.039
12	47.027	+0.494	11:01:00.066
13	46.650	+0.117	11:01:46.716
14	46.826	+0.293	11:02:33.542
15	46.649	+0.116	11:03:20.191
16	46.866	+0.333	11:04:07.057
17	47.045	+0.512	11:04:54.102

Runde	Rundenzeit	Diff.	Tageszeit
(9) Maximilian Dappert			
1	49.718	+3.042	10:52:21.841
2	47.881	+1.205	10:53:09.722
3	47.327	+0.651	10:53:57.049
4	47.225	+0.549	10:54:44.274
5	47.278	+0.602	10:55:31.552
6	47.000	+0.324	10:56:18.552
7	46.941	+0.265	10:57:05.493
8	46.734	+0.058	10:57:52.227
9	46.984	+0.308	10:58:39.211
10	46.693	+0.017	10:59:25.904
11	46.738	+0.062	11:00:12.642
12	47.062	+0.386	11:00:59.704
13	46.875	+0.199	11:01:46.579
14	46.805	+0.129	11:02:33.384
15	46.676		11:03:20.060
16	47.258	+0.582	11:04:07.318

Runde	Rundenzeit	Diff.	Tageszeit
17	47.119	+0.443	11:04:54.437

Runde	Rundenzeit	Diff.	Tageszeit
(28) Ben Fricke			
1	52.193	+5.646	10:52:24.704
2	47.548	+1.001	10:53:12.252
3	46.977	+0.430	10:53:59.229
4	46.954	+0.407	10:54:46.183
5	46.860	+0.313	10:55:33.043
6	46.774	+0.227	10:56:19.817
7	46.673	+0.126	10:57:06.490
8	47.000	+0.453	10:57:53.490
9	46.670	+0.123	10:58:40.160
10	46.643	+0.096	10:59:26.803
11	46.547		11:00:13.350
12	47.077	+0.530	11:01:00.427
13	46.734	+0.187	11:01:47.161
14	46.736	+0.189	11:02:33.897
15	46.772	+0.225	11:03:20.669
16	46.760	+0.213	11:04:07.429
17	47.238	+0.691	11:04:54.667

Runde	Rundenzeit	Diff.	Tageszeit
(66) Lion Düker			
1	52.597	+6.012	10:52:24.963
2	47.735	+1.150	10:53:12.698
3	47.011	+0.426	10:53:59.709
4	46.967	+0.382	10:54:46.676
5	46.874	+0.289	10:55:33.550
6	46.834	+0.249	10:56:20.384
7	46.585		10:57:06.969
8	46.927	+0.342	10:57:53.896
9	46.810	+0.225	10:58:40.706
10	46.796	+0.211	10:59:27.502
11	46.641	+0.056	11:00:14.143
12	46.823	+0.238	11:01:00.966
13	46.893	+0.308	11:01:47.859
14	46.823	+0.238	11:02:34.682
15	46.957	+0.372	11:03:21.639
16	46.925	+0.340	11:04:08.564
17	47.053	+0.468	11:04:55.617

Runde	Rundenzeit	Diff.	Tageszeit
(44) Joel Sturm			
1	52.485	+5.898	10:52:25.224
2	47.625	+1.038	10:53:12.849
3	47.170	+0.583	10:54:00.019
4	46.938	+0.351	10:54:46.957
5	46.766	+0.179	10:55:33.723
6	46.836	+0.249	10:56:20.559
7	46.587		10:57:07.146
8	47.062	+0.475	10:57:54.208
9	46.910	+0.323	10:58:41.118
10	46.698	+0.111	10:59:27.816
11	46.719	+0.132	11:00:14.535
12	46.727	+0.140	11:01:01.262
13	46.836	+0.249	11:01:48.098
14	46.757	+0.170	11:02:34.855
15	46.965	+0.378	11:03:21.820
16	48.971	+2.384	11:04:10.791
17	46.934	+0.347	11:04:57.725

Runde	Rundenzeit	Diff.	Tageszeit
(15) Louis Klinkhammer			
1	51.853	+5.341	10:52:24.466
2	47.376	+0.864	10:53:11.842
3	46.989	+0.477	10:53:58.831
4	47.014	+0.502	10:54:45.845
5	46.611	+0.099	10:55:32.456
6	46.728	+0.216	10:56:19.184

ADAC Bundesendlauf Wittgenborn

X30 Senioren

Vogelsbergring 1,038 Km

Rennen 18 1.Lauf

07.10.2018 10:50

Rennen (17 Runden) gestartet um 10:51:31

Runde	Rundenzeit	Diff.	Tageszeit
7	46.844	+0.332	10:57:06.028
8	46.638	+0.126	10:57:52.666
9	46.664	+0.152	10:58:39.330
10	46.972	+0.460	10:59:26.302
11	46.512		11:00:12.814
12	47.563	+1.051	11:01:00.377
13	46.901	+0.389	11:01:47.278
14	46.827	+0.315	11:02:34.105
15	46.774	+0.262	11:03:20.879
16	46.815	+0.303	11:04:07.694
17	47.169	+0.657	11:04:54.863

(50) Gerrit Hartwig

1	55.205	+8.782	10:52:27.807
2	48.154	+1.731	10:53:15.961
3	48.192	+1.769	10:54:04.153
4	47.484	+1.061	10:54:51.637
5	46.788	+0.365	10:55:38.425
6	46.981	+0.558	10:56:25.406
7	47.434	+1.011	10:57:12.840
8	46.752	+0.329	10:57:59.592
9	46.423		10:58:46.015
10	47.163	+0.740	10:59:33.178
11	46.760	+0.337	11:00:19.938
12	46.808	+0.385	11:01:06.746
13	47.173	+0.750	11:01:53.919
14	46.803	+0.380	11:02:40.722
15	46.522	+0.099	11:03:27.244
16	46.601	+0.178	11:04:13.845
17	46.556	+0.133	11:05:00.401

(29) Sandro Ritz

1	53.032	+6.196	10:52:25.659
2	48.799	+1.963	10:53:14.458
3	47.736	+0.900	10:54:02.194
4	47.079	+0.243	10:54:49.273
5	46.836		10:55:36.109
6	47.357	+0.521	10:56:23.466
7	46.919	+0.083	10:57:10.385
8	46.935	+0.099	10:57:57.320
9	47.178	+0.342	10:58:44.498
10	47.075	+0.239	10:59:31.573
11	47.004	+0.168	11:00:18.577
12	47.055	+0.219	11:01:05.632
13	47.175	+0.339	11:01:52.807
14	47.082	+0.246	11:02:39.889
15	47.248	+0.412	11:03:27.137
16	47.247	+0.411	11:04:14.384
17	46.927	+0.091	11:05:01.311

(5) Nico Noel Manka

1	54.223	+7.536	10:52:26.972
2	48.271	+1.584	10:53:15.243
3	47.586	+0.899	10:54:02.829
4	47.245	+0.558	10:54:50.074
5	46.996	+0.309	10:55:37.070
6	47.404	+0.717	10:56:24.474
7	47.528	+0.841	10:57:12.002
8	46.850	+0.163	10:57:58.852
9	46.768	+0.081	10:58:45.620
10	47.143	+0.456	10:59:32.763
11	46.759	+0.072	11:00:19.522
12	46.687		11:01:06.209
13	47.335	+0.648	11:01:53.544
14	47.519	+0.832	11:02:41.063
15	46.825	+0.138	11:03:27.888

Runde	Rundenzeit	Diff.	Tageszeit
16	46.883	+0.196	11:04:14.771
17	46.720	+0.033	11:05:01.491

(69) Philipp Rönforth

1	52.672	+6.070	10:52:25.809
2	48.262	+1.660	10:53:14.071
3	47.280	+0.678	10:54:01.351
4	47.095	+0.493	10:54:48.446
5	46.762	+0.160	10:55:35.208
6	46.663	+0.061	10:56:21.871
7	46.728	+0.126	10:57:08.599
8	46.646	+0.044	10:57:55.245
9	46.667	+0.065	10:58:41.912
10	46.743	+0.141	10:59:28.655
11	46.692	+0.090	11:00:15.347
12	46.629	+0.027	11:01:01.976
13	46.607	+0.005	11:01:48.583
14	46.602		11:02:35.185
15	46.734	+0.132	11:03:21.919
16	48.151	+1.549	11:04:10.070
17	46.817	+0.215	11:04:56.887

(33) Nico Mertinke

1	53.758	+6.994	10:52:26.790
2	48.303	+1.539	10:53:15.093
3	47.647	+0.883	10:54:02.740
4	47.126	+0.362	10:54:49.866
5	47.109	+0.345	10:55:36.975
6	47.324	+0.560	10:56:24.299
7	47.324	+0.560	10:57:11.623
8	46.801	+0.037	10:57:58.424
9	46.826	+0.062	10:58:45.250
10	47.823	+1.059	10:59:33.073
11	46.764		11:00:19.837
12	46.771	+0.007	11:01:06.608
13	47.255	+0.491	11:01:53.863
14	47.527	+0.763	11:02:41.390
15	46.862	+0.098	11:03:28.252
16	47.084	+0.320	11:04:15.336
17	47.150	+0.386	11:05:02.486

(27) Nico Grafentin

1	54.231	+7.102	10:52:27.626
2	48.155	+1.026	10:53:15.781
3	47.634	+0.505	10:54:03.415
4	47.499	+0.370	10:54:50.914
5	47.277	+0.148	10:55:38.191
6	47.129		10:56:25.320
7	47.484	+0.355	10:57:12.804
8	48.202	+1.073	10:58:01.006
9	47.352	+0.223	10:58:48.358
10	47.228	+0.099	10:59:35.586
11	47.170	+0.041	11:00:22.756
12	47.395	+0.266	11:01:10.151
13	47.318	+0.189	11:01:57.469
14	47.388	+0.259	11:02:44.857
15	48.385	+1.256	11:03:33.242
16	47.944	+0.815	11:04:21.186
17	49.540	+2.411	11:05:10.726

(34) Evangelos Karamitsios

1	54.789	+7.801	10:52:27.880
2	48.398	+1.410	10:53:16.278
3	47.773	+0.785	10:54:04.051
4	47.364	+0.376	10:54:51.415
5	47.353	+0.365	10:55:38.768

Runde	Rundenzeit	Diff.	Tageszeit
6	47.050	+0.062	10:56:25.818
7	47.477	+0.489	10:57:13.295
8	52.412	+5.424	10:58:05.707
9	47.108	+0.120	10:58:52.815
10	46.988		10:59:39.803
11	47.191	+0.203	11:00:26.994
12	47.472	+0.484	11:01:14.466
13	47.467	+0.479	11:02:01.933
14	47.495	+0.507	11:02:49.428
15	47.637	+0.649	11:03:37.065
16	47.456	+0.468	11:04:24.521
17	47.247	+0.259	11:05:11.768

(37) Marvin Petruschinski

1	52.992	+6.338	10:52:26.303
2	48.336	+1.682	10:53:14.639
3	47.143	+0.489	10:54:01.782
4	46.837	+0.183	10:54:48.619
5	47.014	+0.360	10:55:35.633
6	54.773	+8.119	10:56:30.406
7	46.826	+0.172	10:57:17.232
8	46.789	+0.135	10:58:04.021
9	46.654		10:58:50.675
10	46.667	+0.013	10:59:37.342
11	46.866	+0.212	11:00:24.208
12	47.041	+0.387	11:01:11.249
13	46.989	+0.335	11:01:58.238
14	47.599	+0.945	11:02:45.837
15	47.468	+0.814	11:03:33.305
16	48.007	+1.353	11:04:21.312
17	48.378	+1.724	11:05:09.690

(11) Paul Pentz

1	54.574	+7.658	10:52:28.122
2	48.703	+1.787	10:53:16.825
3	47.748	+0.832	10:54:04.573
4	47.506	+0.590	10:54:52.079
5	47.153	+0.237	10:55:39.232
6	46.932	+0.016	10:56:26.164
7	47.456	+0.540	10:57:13.620
8	48.563	+1.647	10:58:02.183
9	47.373	+0.457	10:58:49.556
10	47.309	+0.393	10:59:36.865
11	46.916		11:00:23.781
12	47.297	+0.381	11:01:11.078
13	47.071	+0.155	11:01:58.149
14	48.609	+1.693	11:02:46.758
15	47.308	+0.392	11:03:34.066
16	47.567	+0.651	11:04:21.633
17	48.653	+1.737	11:05:10.286

(1) Henrik Schulze Frenking

1	59.527	+12.766	10:52:32.420
2	47.664	+0.903	10:53:20.084
3	47.142	+0.381	10:54:07.226
4	47.092	+0.331	10:54:54.318
5	47.954	+1.193	10:55:42.272
6	47.153	+0.392	10:56:29.425
7	47.004	+0.243	10:57:16.429
8	46.761		10:58:03.190
9	46.830	+0.069	10:58:50.020
10	46.976	+0.215	10:59:36.996
11	46.956	+0.195	11:00:23.952
12	46.854	+0.093	11:01:10.806
13	46.937	+0.176	11:01:57.743
14	47.245	+0.484	11:02:44.988

ADAC Bundesendlauf Wittgenborn

X30 Senioren

Vogelsbergring 1,038 Km

Rennen 18 1.Lauf

07.10.2018 10:50

Rennen (17 Runden) gestartet um 10:51:31

Runde	Rundenzeit	Diff.	Tageszeit
15	47.460	+0.699	11:03:32.448
16	47.060	+0.299	11:04:19.508
17	47.047	+0.286	11:05:06.555
(4) Julian Bigelmaier			
1	54.860	+7.461	10:52:28.339
2	49.185	+1.786	10:53:17.524
3	48.278	+0.879	10:54:05.802
4	48.283	+0.884	10:54:54.085
5	48.946	+1.547	10:55:43.031
6	48.517	+1.118	10:56:31.548
7	48.116	+0.717	10:57:19.664
8	47.745	+0.346	10:58:07.409
9	47.630	+0.231	10:58:55.039
10	47.657	+0.258	10:59:42.696
11	47.664	+0.265	11:00:30.360
12	47.680	+0.281	11:01:18.040
13	47.399		11:02:05.439
14	47.499	+0.100	11:02:52.938
15	47.417	+0.018	11:03:40.355
16	47.608	+0.209	11:04:27.963
17	47.555	+0.156	11:05:15.518

Runde	Rundenzeit	Diff.	Tageszeit
(7) Kai Walk			
1	52.743	+5.970	10:52:25.548
2	48.219	+1.446	10:53:13.767
3	47.428	+0.655	10:54:01.195
4	47.046	+0.273	10:54:48.241
5	47.286	+0.513	10:55:35.527
6	48.178	+1.405	10:56:23.705
7	47.180	+0.407	10:57:10.885
8	46.773		10:57:57.658
9	47.125	+0.352	10:58:44.783
10	47.043	+0.270	10:59:31.826
11	47.062	+0.289	11:00:18.888
12	46.996	+0.223	11:01:05.884
13	47.500	+0.727	11:01:53.384
14	1:49.581	+1:02.808	11:03:42.965

Runde	Rundenzeit	Diff.	Tageszeit
(12) Sebastian Schmidt			
1	59.511	+12.363	10:52:32.011
2	47.700	+0.552	10:53:19.711
3	47.148		10:54:06.859
4	47.228	+0.080	10:54:54.087
5	48.522	+1.374	10:55:42.609
6	48.892	+1.744	10:56:31.501
7	49.334	+2.186	10:57:20.835
8	49.224	+2.076	10:58:10.059
9	49.475	+2.327	10:58:59.534
10	49.287	+2.139	10:59:48.821

Runde	Rundenzeit	Diff.	Tageszeit
(13) Dennis Menze			
1	52.836	+5.723	10:52:26.077
2	48.749	+1.636	10:53:14.826
3	47.599	+0.486	10:54:02.425
4	47.243	+0.130	10:54:49.668
5	47.113		10:55:36.781
6	47.203	+0.090	10:56:23.984
7	48.788	+1.675	10:57:12.772

Runde	Rundenzeit	Diff.	Tageszeit
(77) Felix Wischlitzki			
1	49.125	+2.104	10:52:21.061
2	47.578	+0.557	10:53:08.639
3	47.021		10:53:55.660
4	49.108	+2.087	10:54:44.768

Runde	Rundenzeit	Diff.	Tageszeit
(55) Erik Müller			
1	50.126	+3.560	10:52:22.349
2	47.688	+1.122	10:53:10.037
3	47.152	+0.586	10:53:57.189
4	47.764	+1.198	10:54:44.953
5	47.171	+0.605	10:55:32.124
6	46.860	+0.294	10:56:18.984
7	47.166	+0.600	10:57:06.150
8	47.546	+0.980	10:57:53.696
9	46.736	+0.170	10:58:40.432
10	46.566		10:59:26.998
11	46.573	+0.007	11:00:13.571
12	47.079	+0.513	11:01:00.650
13	46.865	+0.299	11:01:47.515
14	46.814	+0.248	11:02:34.329
15	46.733	+0.167	11:03:21.062
16	46.771	+0.205	11:04:07.833
17	47.220	+0.654	11:04:55.053

Runde	Rundenzeit	Diff.	Tageszeit
-------	------------	-------	-----------

ADAC Bundesendlauf Wittgenborn

X30 Senioren

Vogelsbergring 1,038 Km

Rennen 25 2.Lauf

07.10.2018 14:40


Rennen (17 Runden)

55
28
77
26
12
24
4
22
11
20
34
18
33
16
5
14
50
12
44
10
28
8
8
6
40
4
21
2

3
27
13
25
7
23
1
21
37
19
27
17
69
15
29
13
15
11
66
9
9
7
17
5
22
3
43

14
13
12
11
10
9
8
7
6
5
4
3
2
1

POLE POSITION 1



Reg-Nr.: C-KA 13/18

Orbits

Zeitnahme Monika Riehmers:

Rennleiter Andreas Schwarz:

Schiedsgericht Peter Fricke:

Aushang: h

www.mylaps.com

Lizenziert für Camp Company

Gedruckt: 07.10.2018 11:39:22

ADAC Bundesesendlauf Wittgenborn

X30 Senioren

Vogelsbergring 1,038 Km

Rennen 25 2.Lauf

07.10.2018 14:40

Rennen (17 Runden) gestartet um 14:42:49

Pos.	Nr.	Name	Nat-Wohnort	Fabrikat	Bewerber/Sponsor	Rnd.	Gesamtzeit	Diff.	Beste Zeit	In Rd.	Pkt.
1	43	Marek Schaller	GER/Erndtebrück	Gillard/IAME	MSR / ADAC Westfalen / AMC Wittgensl	17	13:09.203		46.104	14	25
2	21	Lukas Karamitsios	GER/Hagen	Sodi Kart/IAME	NK Hellas / Beule Kart	17	13:12.649	3.446	46.228	6	20
3	22	Maximilian Kannegiesser	GER/Rimbach	/IAME	AC Bensheim / Shift 2 Passion	17	13:14.065	4.862	46.405	7	16
4	40	Louis Kulke	GER/Bad Salzuflen	Sodi/IAME	Valier Motorsport	17	13:15.113	5.910	46.392	10	13
5	8	Mika Rausch	GER/Ahlen	DR/IAME	RRT Rausch-Racing-Team	17	13:15.294	6.091	46.325	15	11
6	17	Tobias Pfisterer	GER/Schlierbach	CRG/IAME	RS Motorsport / MCKT Kirchheim-Teck	17	13:15.635	6.432	46.275	16	10
7	9	Maximilian Dappert	GER/Kleinrinderfeld	Jesolo/IAME	TR Motorsport	17	13:16.901	7.698	46.395	9	9
8	28	Ben Fricke	GER/Amsberg	Tony-Kart/IAME	RMW Motorsport	17	13:18.450	9.247	46.561	5	8
9	15	Louis Klinkhammer	GER/Krombach	Praga/IAME	MSC Mülheim e.V. im ADAC	17	13:20.266	11.063	46.453	14	7
10	66	Lion Düker	GER/Rottweil	LS/IAME	AC-Tuttlingen im ADAC / MCS Stuttgart	17	13:21.324	12.121	46.547	10	6
11	77	Felix Wischitzki	GER/Donauwörth	Formula-Kart/IAME	AK-Racing	17	13:25.234	16.031	46.383	11	5
12	33	Nico Mertinke	GER/Uelzen	CRG/IAME	Team Hemkemeyer / MTC Faßberg	17	13:25.769	16.566	46.536	11	4
13	37	Marvin Petruschinski	GER/Dortmund	Parolin/IAME	PK-Motorsport	17	13:25.938	16.735	46.572	6	3
14	50	Gerrit Hartwig	GER/Kusterdingen	CRG/IAME	RS-Motorsport	17	13:26.460	17.257	46.403	10	2
15	29	Sandro Ritz	GER/Künzell	Lenzokart/IAME	Bamberger Racingteam	17	13:27.503	18.300	46.843	13	1
16	3	Marius Preibisch	GER/Neuberg	Lenzokart/IAME	Bamberger Kartracing	17	13:28.939	19.736	46.683	15	0
17	12	Sebastian Schmidt	GER/Grasellenbach	Sodi/IAME	AC Bensheim / NK Hellas Motorsport / I	17	13:30.097	20.894	46.541	15	0
18	5	Nico Noel Manka	GER/Unna	Sodi Kart/IAME	Beule Kart Racing Team / MSC Bork	17	13:31.095	21.892	46.515	14	0
19	13	Dennis Menze	GER/Dortmund	Sodi Kart/IAME	NK Hellas Motorsport/ Beule Kart / MSC	17	13:31.571	22.368	46.857	7	0
20	27	Nico Grafentin	GER/Neustadt	EvoKart/IAME	Rönforth Racing	17	13:31.865	22.662	46.834	13	0
21	7	Kai Walk	GER/Hermersberg	Gillard/IAME		17	13:32.335	23.132	46.822	7	0
22	4	Julian Bigelmaier	GER/Jettingen-Schepp	CRG/IAME	RS Motorsport	17	13:32.567	23.364	46.652	15	0
23	1	Henrik Schulze Frenking	GER/Nottuln	Intrepid/IAME	Team Hemkemeyer	17	13:34.855	25.652	46.807	16	0
24	11	Paul Pentz	GER/Illertissen	CRG/IAME	RS-Motorsport	17	13:44.494	35.291	46.994	7	0
25	44	Joel Sturm	GER/Brühl	/IAME		15	11:50.319	2 Runden	46.550	10	0
Nicht Klassifiziert (75% = 12 Rnd.)											
69		Philipp Rönforth	GER/Hamburg	Evokart/IAME	Rönforth Racing / RSG Hamburg	10	7:55.581	7 Runden	46.643	6	0
34		Evangolos Karamitsios	GER/Hagen	Sodi Kart/IAME	NK Hellas Motorsport / Beule Kart		1.041	17 Runden		0	0
55		Erik Müller	GER/Dörentrup	Mach 1/IAME	Team Hemkemeyer / AMC Retzen		1.842	17 Runden		0	0

Bemerkungen

Ergebnis vorbehaltlich technischen und sportlichen Nachuntersuchung
 Gestartet: 28 Gewertet: 25 nicht Gewertet: 3
 # 1,5,11,50 + 5 sec Spoiler

Vorsprung	Ø km/h	Beste Rundenzeit	km/h	Beste Runde von
3.446	80,493	46.104	81,052	43 - Marek Schaller

Reg-Nr.: C-KA 13/18

Orbits

Zeitnahme Monika Riehmers:

Rennleiter Andreas Schwarz:

www.mylaps.com

Schiedsgericht Peter Fricke:

Lizenziert für Camp Company

Gedruckt: 07.10.2018 15:23:23

Aushang: h

ADAC Bundesendlauf Wittgenborn

X30 Senioren

Vogelsbergring 1,038 Km

Rennen 25 2.Lauf

07.10.2018 14:40

Rennen (17 Runden) gestartet um 14:42:49

Runde	Rundenzeit	Diff.	Tageszeit
(43) Marek Schaller			
1	48.375	+2.271	14:43:38.308
2	47.219	+1.115	14:44:25.527
3	46.548	+0.444	14:45:12.075
4	46.327	+0.223	14:45:58.402
5	46.230	+0.126	14:46:44.632
6	46.368	+0.264	14:47:31.000
7	46.135	+0.031	14:48:17.135
8	46.135	+0.031	14:49:03.270
9	46.166	+0.062	14:49:49.436
10	46.182	+0.078	14:50:35.618
11	46.199	+0.095	14:51:21.817
12	46.115	+0.011	14:52:07.932
13	46.281	+0.177	14:52:54.213
14	46.104		14:53:40.317
15	46.134	+0.030	14:54:26.451
16	46.200	+0.096	14:55:12.651
17	46.485	+0.381	14:55:59.136

Runde	Rundenzeit	Diff.	Tageszeit
(21) Lukas Karamitsios			
1	48.535	+2.307	14:43:38.637
2	46.972	+0.744	14:44:25.609
3	46.836	+0.608	14:45:12.445
4	46.429	+0.201	14:45:58.874
5	46.367	+0.139	14:46:45.241
6	46.228		14:47:31.469
7	46.286	+0.058	14:48:17.755
8	46.348	+0.120	14:49:04.103
9	46.388	+0.160	14:49:50.491
10	46.353	+0.125	14:50:36.844
11	46.441	+0.213	14:51:23.285
12	46.492	+0.264	14:52:09.777
13	46.583	+0.355	14:52:56.360
14	46.410	+0.182	14:53:42.770
15	46.530	+0.302	14:54:29.300
16	46.490	+0.262	14:55:15.790
17	46.792	+0.564	14:56:02.582

Runde	Rundenzeit	Diff.	Tageszeit
(22) Maximilian Kannegiesser			
1	48.707	+2.302	14:43:38.831
2	47.258	+0.853	14:44:26.089
3	46.774	+0.369	14:45:12.863
4	46.460	+0.055	14:45:59.323
5	46.424	+0.019	14:46:45.747
6	46.450	+0.045	14:47:32.197
7	46.405		14:48:18.602
8	46.524	+0.119	14:49:05.126
9	46.485	+0.080	14:49:51.611
10	46.492	+0.087	14:50:38.103
11	46.473	+0.068	14:51:24.576
12	46.441	+0.036	14:52:11.017
13	46.525	+0.120	14:52:57.542
14	46.485	+0.080	14:53:44.027
15	46.626	+0.221	14:54:30.653
16	46.562	+0.157	14:55:17.215
17	46.783	+0.378	14:56:03.998

Runde	Rundenzeit	Diff.	Tageszeit
(40) Louis Kulke			
1	49.302	+2.910	14:43:39.496
2	47.380	+0.988	14:44:26.876
3	46.810	+0.418	14:45:13.686
4	46.571	+0.179	14:46:00.257
5	46.424	+0.032	14:46:46.681
6	46.508	+0.116	14:47:33.189
7	46.499	+0.107	14:48:19.688

Runde	Rundenzeit	Diff.	Tageszeit
8	46.640	+0.248	14:49:06.328
9	46.590	+0.198	14:49:52.918
10	46.392		14:50:39.310
11	46.424	+0.032	14:51:25.734
12	46.423	+0.031	14:52:12.157
13	46.458	+0.066	14:52:58.615
14	46.515	+0.123	14:53:45.130
15	46.550	+0.158	14:54:31.680
16	46.630	+0.238	14:55:18.310
17	46.736	+0.344	14:56:05.046

Runde	Rundenzeit	Diff.	Tageszeit
(8) Mika Rausch			
1	49.661	+3.336	14:43:39.970
2	47.332	+1.007	14:44:27.302
3	46.762	+0.437	14:45:14.064
4	46.754	+0.429	14:46:00.818
5	46.732	+0.407	14:46:47.550
6	46.499	+0.174	14:47:34.049
7	46.610	+0.285	14:48:20.659
8	46.523	+0.198	14:49:07.182
9	46.457	+0.132	14:49:53.639
10	46.411	+0.086	14:50:40.050
11	46.458	+0.133	14:51:26.508
12	46.390	+0.065	14:52:12.898
13	46.496	+0.171	14:52:59.394
14	46.440	+0.115	14:53:45.834
15	46.325		14:54:32.159
16	46.411	+0.086	14:55:18.570
17	46.657	+0.332	14:56:05.227

Runde	Rundenzeit	Diff.	Tageszeit
(17) Tobias Pfisterer			
1	49.104	+2.829	14:43:39.329
2	47.351	+1.076	14:44:26.680
3	46.789	+0.514	14:45:13.469
4	47.002	+0.727	14:46:00.471
5	46.631	+0.356	14:46:47.102
6	46.475	+0.200	14:47:33.577
7	46.587	+0.312	14:48:20.164
8	46.568	+0.293	14:49:06.732
9	46.683	+0.408	14:49:53.415
10	46.449	+0.174	14:50:39.864
11	46.754	+0.479	14:51:26.618
12	46.588	+0.313	14:52:13.206
13	46.417	+0.142	14:52:59.623
14	46.486	+0.211	14:53:46.109
15	46.399	+0.124	14:54:32.508
16	46.275		14:55:18.783
17	46.785	+0.510	14:56:05.568

Runde	Rundenzeit	Diff.	Tageszeit
(9) Maximilian Dappert			
1	49.233	+2.838	14:43:39.571
2	47.559	+1.164	14:44:27.130
3	46.831	+0.436	14:45:13.961
4	46.759	+0.364	14:46:00.720
5	46.657	+0.262	14:46:47.377
6	46.512	+0.117	14:47:33.889
7	47.122	+0.727	14:48:21.011
8	46.606	+0.211	14:49:07.617
9	46.395		14:49:54.012
10	46.566	+0.171	14:50:40.578
11	46.482	+0.087	14:51:27.060
12	46.660	+0.265	14:52:13.720
13	46.491	+0.096	14:53:00.211
14	46.523	+0.128	14:53:46.734
15	46.530	+0.135	14:54:33.264
16	46.781	+0.386	14:55:20.045

Runde	Rundenzeit	Diff.	Tageszeit
17	46.789	+0.394	14:56:06.834

Runde	Rundenzeit	Diff.	Tageszeit
(28) Ben Fricke			
1	49.879	+3.318	14:43:40.308
2	47.491	+0.930	14:44:27.799
3	46.977	+0.416	14:45:14.776
4	46.671	+0.110	14:46:01.447
5	46.561		14:46:48.008
6	46.583	+0.022	14:47:34.591
7	46.672	+0.111	14:48:21.263
8	46.611	+0.050	14:49:07.874
9	46.643	+0.082	14:49:54.517
10	46.587	+0.026	14:50:41.104
11	46.696	+0.135	14:51:27.800
12	46.653	+0.092	14:52:14.453
13	46.689	+0.128	14:53:01.142
14	46.689	+0.128	14:53:47.831
15	46.718	+0.157	14:54:34.549
16	46.800	+0.319	14:55:21.429
17	46.954	+0.393	14:56:08.383

Runde	Rundenzeit	Diff.	Tageszeit
(15) Louis Klinkhammer			
1	50.866	+4.413	14:43:41.411
2	47.359	+0.906	14:44:28.770
3	46.993	+0.540	14:45:15.763
4	46.938	+0.485	14:46:02.701
5	46.896	+0.443	14:46:49.597
6	46.550	+0.097	14:47:36.147
7	46.622	+0.169	14:48:22.769
8	46.684	+0.231	14:49:09.453
9	46.596	+0.143	14:49:56.049
10	46.713	+0.260	14:50:42.762
11	46.935	+0.482	14:51:29.697
12	46.856	+0.403	14:52:16.553
13	46.628	+0.175	14:53:03.181
14	46.453		14:53:49.634
15	47.098	+0.645	14:54:36.732
16	46.502	+0.049	14:55:23.234
17	46.965	+0.512	14:56:10.199

Runde	Rundenzeit	Diff.	Tageszeit
(66) Lion Düker			
1	50.415	+3.868	14:43:40.869
2	47.423	+0.876	14:44:28.292
3	46.999	+0.452	14:45:15.291
4	47.519	+0.972	14:46:02.810
5	47.306	+0.759	14:46:50.116
6	46.799	+0.252	14:47:36.915
7	46.552	+0.005	14:48:23.467
8	46.585	+0.038	14:49:10.052
9	46.607	+0.060	14:49:56.659
10	46.547		14:50:43.206
11	46.692	+0.145	14:51:29.898
12	46.863	+0.316	14:52:16.761
13	46.699	+0.152	14:53:03.460
14	46.793	+0.246	14:53:50.253
15	47.096	+0.549	14:54:37.349
16	46.925	+0.378	14:55:24.274
17	46.983	+0.436	14:56:11.257

Runde	Rundenzeit	Diff.	Tageszeit
(77) Felix Wischlitzki			
1	53.214	+6.831	14:43:44.936
2	47.912	+1.529	14:44:32.848
3	46.963	+0.580	14:45:19.811
4	47.783	+1.400	14:46:07.594
5	46.789	+0.406	14:46:54.383
6	47.112	+0.729	14:47:41.495

Reg-Nr.: C-KA 13/18

Orbits

Zeitnahme Monika Riehmers:

Rennleiter Andreas Schwarz:

Schiedsgericht Peter Fricke:
Gedruckt: 07.10.2018 15:24:11

Aushang: h

www.mylaps.com
Lizenziert für Camp Company

Seite 1/3

ADAC Bundesendlauf Wittgenborn

X30 Senioren

Vogelsbergring 1,038 Km

Rennen 25 2.Lauf

07.10.2018 14:40

Rennen (17 Runden) gestartet um 14:42:49

Runde	Rundenzeit	Diff.	Tageszeit
7	47.175	+0.792	14:48:28.670
8	46.565	+0.182	14:49:15.235
9	46.513	+0.130	14:50:01.748
10	46.542	+0.159	14:50:48.290
11	46.383		14:51:34.673
12	47.066	+0.683	14:52:21.739
13	46.399	+0.016	14:53:08.138
14	46.421	+0.038	14:53:54.559
15	46.905	+0.522	14:54:41.464
16	46.865	+0.482	14:55:28.329
17	46.838	+0.455	14:56:15.167

(33) Nico Mertinke

1	51.527	+4.991	14:43:42.340
2	48.058	+1.522	14:44:30.398
3	47.793	+1.257	14:45:18.191
4	47.167	+0.631	14:46:05.358
5	46.903	+0.367	14:46:52.261
6	46.960	+0.424	14:47:39.221
7	46.824	+0.288	14:48:26.045
8	47.109	+0.573	14:49:13.154
9	46.983	+0.447	14:50:00.137
10	46.915	+0.379	14:50:47.052
11	46.536		14:51:33.588
12	46.739	+0.203	14:52:20.327
13	46.801	+0.265	14:53:07.128
14	46.924	+0.388	14:53:54.052
15	46.988	+0.452	14:54:41.040
16	46.869	+0.333	14:55:27.909
17	47.793	+1.257	14:56:15.702

(37) Marvin Petruschinski

1	51.131	+4.559	14:43:42.093
2	47.701	+1.129	14:44:29.794
3	47.469	+0.897	14:45:17.263
4	46.805	+0.233	14:46:04.068
5	46.589	+0.017	14:46:50.657
6	46.572		14:47:37.229
7	47.240	+0.668	14:48:24.469
8	47.009	+0.437	14:49:11.478
9	46.761	+0.189	14:49:58.239
10	47.495	+0.923	14:50:45.734
11	47.201	+0.629	14:51:32.935
12	46.990	+0.418	14:52:19.925
13	47.035	+0.463	14:53:06.960
14	46.859	+0.287	14:53:53.819
15	47.475	+0.903	14:54:41.294
16	47.310	+0.738	14:55:28.604
17	47.267	+0.695	14:56:15.871

(50) Gerrit Hartwig

1	52.021	+5.618	14:43:42.589
2	47.435	+1.032	14:44:30.024
3	47.474	+1.071	14:45:17.498
4	46.843	+0.440	14:46:04.341
5	46.496	+0.093	14:46:50.837
6	46.531	+0.128	14:47:37.368
7	47.178	+0.775	14:48:24.546
8	46.539	+0.136	14:49:11.085
9	46.537	+0.134	14:49:57.622
10	46.403		14:50:44.025
11	46.410	+0.007	14:51:30.435
12	46.529	+0.126	14:52:16.964
13	46.654	+0.251	14:53:03.618
14	46.773	+0.370	14:53:50.391
15	47.169	+0.766	14:54:37.560

Runde	Rundenzeit	Diff.	Tageszeit
16	46.891	+0.488	14:55:24.451
17	46.942	+0.539	14:56:11.393

(29) Sandro Ritz

1	51.094	+4.251	14:43:41.716
2	47.759	+0.916	14:44:29.475
3	47.941	+1.098	14:45:17.416
4	48.147	+1.304	14:46:05.563
5	46.921	+0.078	14:46:52.484
6	47.004	+0.161	14:47:39.488
7	46.916	+0.073	14:48:26.404
8	47.027	+0.184	14:49:13.431
9	46.976	+0.133	14:50:00.407
10	46.907	+0.064	14:50:47.314
11	46.951	+0.108	14:51:34.265
12	47.854	+1.011	14:52:22.119
13	46.843		14:53:08.962
14	47.154	+0.311	14:53:56.116
15	47.232	+0.389	14:54:43.348
16	47.003	+0.160	14:55:30.351
17	47.085	+0.242	14:56:17.436

(3) Marius Preibisch

1	52.839	+6.156	14:43:44.764
2	48.877	+2.194	14:44:33.641
3	47.167	+0.484	14:45:20.808
4	47.708	+1.025	14:46:08.516
5	46.944	+0.261	14:46:55.460
6	47.337	+0.654	14:47:42.797
7	46.706	+0.023	14:48:29.503
8	47.351	+0.668	14:49:16.854
9	47.130	+0.447	14:50:03.984
10	46.871	+0.188	14:50:50.855
11	47.044	+0.361	14:51:37.899
12	46.962	+0.279	14:52:24.861
13	46.869	+0.186	14:53:11.730
14	46.988	+0.305	14:53:58.718
15	46.683		14:54:45.401
16	46.709	+0.026	14:55:32.110
17	46.762	+0.079	14:56:18.872

(12) Sebastian Schmidt

1	53.997	+7.456	14:43:45.479
2	48.301	+1.760	14:44:33.780
3	47.374	+0.833	14:45:21.154
4	47.820	+1.279	14:46:08.974
5	46.661	+0.120	14:46:55.635
6	47.534	+0.993	14:47:43.169
7	47.010	+0.469	14:48:30.179
8	47.470	+0.929	14:49:17.649
9	46.856	+0.315	14:50:04.505
10	47.046	+0.505	14:50:51.551
11	47.082	+0.541	14:51:38.633
12	46.654	+0.113	14:52:25.287
13	46.867	+0.326	14:53:12.154
14	47.373	+0.832	14:53:59.527
15	46.541		14:54:46.068
16	46.796	+0.255	14:55:32.864
17	47.166	+0.625	14:56:20.030

(5) Nico Noel Manka

1	52.081	+5.566	14:43:42.828
2	47.697	+1.182	14:44:30.525
3	48.248	+1.733	14:45:18.773
4	47.025	+0.510	14:46:05.798
5	46.860	+0.345	14:46:52.658

Runde	Rundenzeit	Diff.	Tageszeit
6	47.008	+0.493	14:47:39.666
7	46.896	+0.381	14:48:26.562
8	47.018	+0.503	14:49:13.580
9	46.947	+0.432	14:50:00.527
10	47.000	+0.485	14:50:47.527
11	46.920	+0.405	14:51:34.447
12	47.493	+0.978	14:52:21.940
13	46.605	+0.090	14:53:08.545
14	46.515		14:53:55.060
15	46.795	+0.280	14:54:41.855
16	46.948	+0.433	14:55:28.803
17	47.225	+0.710	14:56:16.028

(13) Dennis Menze

1	53.424	+6.567	14:43:45.034
2	48.087	+1.230	14:44:33.121
3	47.155	+0.298	14:45:20.276
4	47.825	+0.968	14:46:08.101
5	47.134	+0.277	14:46:55.235
6	47.216	+0.359	14:47:42.451
7	46.857		14:48:29.308
8	47.358	+0.501	14:49:16.666
9	47.445	+0.588	14:50:04.111
10	47.256	+0.399	14:50:51.367
11	47.162	+0.305	14:51:38.529
12	47.221	+0.364	14:52:25.750
13	46.884	+0.027	14:53:12.634
14	47.102	+0.245	14:53:59.736
15	47.159	+0.302	14:54:46.895
16	47.083	+0.226	14:55:33.978
17	47.526	+0.669	14:56:21.504

(27) Nico Grafentin

1	52.866	+6.032	14:43:43.737
2	48.066	+1.232	14:44:31.803
3	47.405	+0.571	14:45:19.208
4	47.815	+0.981	14:46:07.023
5	47.117	+0.283	14:46:54.140
6	47.131	+0.297	14:47:41.271
7	47.589	+0.755	14:48:28.860
8	47.330	+0.496	14:49:16.190
9	47.553	+0.719	14:50:03.743
10	47.428	+0.594	14:50:51.171
11	46.960	+0.126	14:51:38.131
12	46.993	+0.159	14:52:25.124
13	46.834		14:53:11.958
14	47.527	+0.693	14:53:59.485
15	47.064	+0.230	14:54:46.549
16	47.180	+0.346	14:55:33.729
17	48.069	+1.235	14:56:21.798

(7) Kai Walk

1	52.694	+5.872	14:43:43.990
2	48.367	+1.545	14:44:32.357
3	47.250	+0.428	14:45:19.607
4	48.202	+1.380	14:46:07.809
5	47.311	+0.489	14:46:55.120
6	47.982	+1.160	14:47:43.102
7	46.822		14:48:29.924
8	47.608	+0.786	14:49:17.532
9	46.914	+0.092	14:50:04.446
10	47.782	+0.960	14:50:52.228
11	46.991	+0.169	14:51:39.219
12	46.875	+0.053	14:52:26.094
13	46.852	+0.030	14:53:12.946
14	47.039	+0.217	14:53:59.985

ADAC Bundesendlauf Wittgenborn

X30 Senioren

Vogelsbergring 1,038 Km

Rennen 25 2.Lauf

07.10.2018 14:40

Rennen (17 Runden) gestartet um 14:42:49

Runde	Rundenzeit	Diff.	Tageszeit
15	47.231	+0.409	14:54:47.216
16	47.517	+0.695	14:55:34.733
17	47.535	+0.713	14:56:22.268

(4) Julian Bigelmaier

1	53.892	+7.240	14:43:45.282
2	48.876	+2.224	14:44:34.158
3	47.837	+1.185	14:45:21.995
4	47.369	+0.717	14:46:09.364
5	47.171	+0.519	14:46:56.535
6	47.173	+0.521	14:47:43.708
7	47.198	+0.546	14:48:30.906
8	47.255	+0.603	14:49:18.161
9	47.291	+0.639	14:50:05.452
10	47.495	+0.843	14:50:52.947
11	46.926	+0.274	14:51:39.873
12	46.779	+0.127	14:52:26.652
13	47.163	+0.511	14:53:13.815
14	47.100	+0.448	14:54:00.915
15	46.652		14:54:47.567
16	47.426	+0.774	14:55:34.993
17	47.507	+0.855	14:56:22.500

(1) Henrik Schulze Frenking

1	51.999	+5.192	14:43:43.084
2	47.719	+0.912	14:44:30.803
3	47.839	+1.032	14:45:18.642
4	48.674	+1.867	14:46:07.316
5	47.488	+0.681	14:46:54.804
6	46.973	+0.166	14:47:41.777
7	47.157	+0.350	14:48:28.934
8	47.345	+0.538	14:49:16.279
9	47.334	+0.527	14:50:03.613
10	46.937	+0.130	14:50:50.550
11	47.168	+0.361	14:51:37.718
12	46.944	+0.137	14:52:24.662
13	46.864	+0.057	14:53:11.526
14	47.450	+0.643	14:53:58.976
15	46.913	+0.106	14:54:45.889
16	46.807		14:55:32.696
17	47.092	+0.285	14:56:19.788

(11) Paul Pentz

1	54.175	+7.181	14:43:45.429
2	48.902	+1.908	14:44:34.331
3	47.930	+0.936	14:45:22.261
4	47.357	+0.363	14:46:09.618
5	47.650	+0.656	14:46:57.268
6	47.156	+0.162	14:47:44.424
7	46.994		14:48:31.418
8	47.393	+0.399	14:49:18.811
9	47.754	+0.760	14:50:06.565
10	47.377	+0.383	14:50:53.942
11	47.245	+0.251	14:51:41.187
12	48.630	+1.636	14:52:29.817
13	48.009	+1.015	14:53:17.826
14	47.419	+0.425	14:54:05.245
15	48.325	+1.331	14:54:53.570
16	47.974	+0.980	14:55:41.544
17	47.883	+0.889	14:56:29.427

(44) Joel Sturm

1	50.661	+4.111	14:43:41.174
2	47.382	+0.832	14:44:28.556
3	47.041	+0.491	14:45:15.597
4	46.969	+0.419	14:46:02.566

Runde	Rundenzeit	Diff.	Tageszeit
5	47.192	+0.642	14:46:49.758
6	46.762	+0.212	14:47:36.520
7	46.557	+0.007	14:48:23.077
8	46.658	+0.108	14:49:09.735
9	46.564	+0.014	14:49:56.299
10	46.550		14:50:42.849
11	46.733	+0.183	14:51:29.582
12	46.720	+0.170	14:52:16.302
13	46.581	+0.031	14:53:02.883
14	46.644	+0.094	14:53:49.527
15	50.725	+4.175	14:54:40.252

(69) Philipp Rönforth

1	51.137	+4.494	14:43:41.810
2	47.761	+1.118	14:44:29.571
3	48.137	+1.494	14:45:17.708
4	47.014	+0.371	14:46:04.722
5	46.800	+0.157	14:46:51.522
6	46.643		14:47:38.165
7	46.797	+0.154	14:48:24.962
8	46.734	+0.091	14:49:11.696
9	46.733	+0.090	14:49:58.429
10	47.085	+0.442	14:50:45.514

Runde	Rundenzeit	Diff.	Tageszeit
-------	------------	-------	-----------

ADAC Bundesendlauf Wittgenborn

X30 Senioren

Vogelsbergring 1,038 Km

Tageswertung X30 Senioren

Pos.	Nr.	Nachname	Vorname	Bewerber/Sponsor	Fabrikat	R1	R2	M3.	Gesamtpunktzahl
1	43	Schaller	Marek	MSR / ADAC Westfalen / AMC Wittgenstein	Gillard/IAME	25	25	0	50
2	21	Karamitsios	Lukas	NK Hellas / Beule Kart	Sodi Kart/IAME	20	20	10	50
3	22	Kannegiesser	Maximilian	AC Bensheim / Shift 2 Passion	/IAME	16	16	6	38
4	40	Kulke	Louis	Valier Motorsport	Sodi/IAME	13	13	2	28
5	17	Pfisterer	Tobias	RS Motorsport / MCKT Kirchheim-Teck	CRG/IAME	11	10	7	28
6	8	Rausch	Mika	RRT Rausch-Racing-Team	DR/IAME	10	11	3	24
7	9	Dappert	Maximilian	TR Motorsport	Jesolo/IAME	9	9	5	23
8	28	Fricke	Ben	RMW Motorsport	Tony-Kart/IAME	8	8	0	16
9	66	Düker	Lion	AC-Tuttlingen im ADAC / MCS Stuttgart im ADAC	LS/IAME	7	6	1	14
10	77	Wischlitzki	Felix	AK-Racing	Formula-Kart/IAME	0	5	8	13
11	15	Klinkhammer	Louis	MSC Mühlheim e.V. im ADAC	Praga/IAME	5	7	0	12
12	3	Preibisch	Marius	Bamberger Karttracing	Lenzokart/IAME	0	0	9	9
13	44	Sturm	Joel		/IAME	6	0	0	6
14	50	Hartwig	Gerrit	RS-Motorsport	CRG/IAME	4	2	0	6
15	33	Mertinke	Nico	Team Hemkemeyer / MTC Faßberg	CRG/IAME	0	4	0	4
16	29	Ritz	Sandro	Bamberger Racingteam	Lenzokart/IAME	3	1	0	4
17	55	Müller	Erik	Team Hemkemeyer / AMC Retzen	Mach 1/IAME	0	0	4	4
18	37	Petruschinski	Marvin	PK-Motorsport	Parolin/IAME	0	3	0	3
19	5	Manka	Nico Noel	Beule Kart Racing Team / MSC Bork	Sodi Kart/IAME	2	0	0	2
20	69	Rönforth	Philipp	Rönforth Racing / RSG Hamburg	Evokart/IAME	1	0	0	1
21	1	Schulze Frenking	Henrik	Team Hemkemeyer	Intrepid/IAME	0	0	0	0
22	13	Menze	Dennis	NK Hellas Motorsport/ Beule Kart / MSC Bork	Sodi Kart/IAME	0	0	0	0
23	7	Walk	Kai		Gillard/IAME	0	0	0	0
24	27	Grafentin	Nico	Rönforth Racing	EvoKart/IAME	0	0	0	0
25	12	Schmidt	Sebastian	AC Bensheim / NK Hellas Motorsport / Beule Kart	Sodi/IAME	0	0	0	0
26	11	Pentz	Paul	RS-Motorsport	CRG/IAME	0	0	0	0
27	34	Karamitsios	Evangelos	NK Hellas Motorsport / Beule Kart	Sodi Kart/IAME	0	0	0	0
28	4	Bigelmaier	Julian	RS Motorsport	CRG/IAME	0	0	0	0
29	47	Röhner	Christopher	ADAC Sachsen e.V.	Energy/IAME	0	--	0	0
NS	31	Burkhardt	Till	Team Zinner	Kart Republic/IAME	--	--	0	0

Bemerkungen

Ergebnis vorbehaltlich technischen und sportlichen Nachuntersuchung

Reg-Nr.: C-KA 13/18

Orbits

Zeitnahme Monika Riehmers:



Rennleiter Andreas Schwarz:



Schiedsgericht Peter Fricke:



Aushang: h

www.mylaps.com

Lizenziert für Camp Company

Gedruckt: 07.10.2018 15:26:30