

RMC Clubsport Wittgenborn

Junior

Wittgenborn 1,038 Km

Warm up

26.08.2018 08:22

Training (7:00 Zeit) gestartet um 8:22:01

Pos.	Nr.	Name	Nat-Wohnort	Fabrikat	Bewerber-Sponsor	Rnd.	Beste Zeit	Diff.	In Rd.	km/h
1	301	Andre Petropoulos	GER-Sindelfingen	SWISS		8	48.252		8	77,443
2	303	Paul Trusheim	GER-Herborn	EXPRIT	KART PERFORMANCE RACING	8	48.271	0.019	6	77,413
3	315	Moritz Schmeiss	GER-Schwerte	SODI		8	48.497	0.245	7	77,052
4	333	Linus Hensen	GER-Juebek	MACH1	KARTSCHMIE.DE	8	48.517	0.265	6	77,020
5	337	Lukas Scherbinskas	GER-Altenstadt	TONY		8	48.553	0.301	8	76,963
6	321	Maximilian Krupper	GER-Berlin	KOSMIC	ADAC BERLIN-BRANDENBURG E.V.	6	48.716	0.464	4	76,706
7	399	Luca Thiel	GER-Melle	ROSSO		8	48.781	0.529	5	76,604
8	316	Jonas Teichmann	GER-Bad Soden			8	48.782	0.530	4	76,602
9	325	Noah Saddik	GER-Weimar Lahn	KOSMIC	CRG-PERFORMANCE	8	48.816	0.564	6	76,549
10	345	Max Bosse	GER-Bissendorf	EXPRIT		8	48.850	0.598	6	76,495
11	346	Gianni Andrisani	GER-Harrislee	TONY	RS COMPETITION	8	48.921	0.669	6	76,384
12	368	Hannes Borde	GER-Eschenburg	FA	SDLRACING	8	48.950	0.698	4	76,339
13	302	Philipp Bentz	GER-Kuhardt	MARANELLO	NEES RACING	8	49.071	0.819	8	76,151
14	309	Phil Vogel	GER-Hockenheim	DINO	RWT RACING BYKSK MSC WALLDORF	8	49.075	0.823	8	76,145
15	392	Bastian Barlage	GER-Asendorf	OTK	KRAFT MOTORSPORT	8	49.116	0.864	8	76,081
16	388	Gina Sophie Fulsche	GER-Klettbach	EXPRIT		8	49.117	0.865	8	76,080
17	322	Nic Noel Mueller	GER-Weiterstadt	MACH1	MMC MOTORSPORT	8	49.157	0.905	5	76,018
18	313	Bennet Mueller	GER-Riehen	MARANELLO	NEES RACING	8	49.169	0.917	6	75,999
19	304	Lukas Thomsen	GER-Suederbrarup	MACH1	KARTSCHMIE.DE	8	49.211	0.959	5	75,934
20	324	Nico Seel	GER-Landau	TONY	TEAM KARTSPORT - KLIMM	7	49.303	1.051	7	75,793
21	323	Noah Gabriel Vogler	GER-Ranstadt	TONY		8	49.644	1.392	8	75,272
22	319	Leon Arndt	GER-Erfurtniedernissa	KARTREPUB		7	49.729	1.477	6	75,143
23	311	Raffaele Basile	GER-Langen	MACH1	MMC MOTORSPORT	8	49.814	1.562	5	75,015
24	396	Michael Sommer	GER-Giessen	CRG		7	49.868	1.616	7	74,934
25	312	Nadja Olbrisch	GER-Gotha	PRAGA		8	49.886	1.634	7	74,907
26	320	Kim-Leon Kublik	GER-Uelzen	TONY	RSG HAMBURG KRAFT-MOTORSPORT	8	50.194	1.942	8	74,447
27	318	Viktor Schoenfeld	GER-Giessen	MARANELLO		7	50.363	2.111	6	74,197
28	330	David Stastkova	GER-Riesa		STASTKOVA DAVID	6	51.664	3.412	5	72,329

RMC Clubsport Wittgenborn

Junior

Wittgenborn 1,038 Km

Warm up

26.08.2018 08:22

Training (7:00 Zeit) gestartet um 8:22:01

Runde	Rundenzeit	Diff.	Tageszeit
(301) Andre Petropoulos			
1	51.894	+3.642	8:23:22.985
2	49.564	+1.312	8:24:12.549
3	49.184	+0.932	8:25:01.733
4	48.582	+0.330	8:25:50.315
5	48.730	+0.478	8:26:39.045
6	48.499	+0.247	8:27:27.544
7	48.631	+0.379	8:28:16.175
8	48.252		8:29:04.427
(303) Paul Trusheim			
1	52.069	+3.798	8:23:21.475
2	49.580	+1.309	8:24:11.055
3	50.174	+1.903	8:25:01.229
4	48.515	+0.244	8:25:49.744
5	48.486	+0.215	8:26:38.230
6	48.271		8:27:26.501
7	48.800	+0.529	8:28:15.301
8	48.315	+0.044	8:29:03.616
(315) Moritz Schmeiss			
1	55.362	+6.865	8:23:31.353
2	50.465	+1.968	8:24:21.818
3	49.765	+1.268	8:25:11.583
4	49.125	+0.628	8:26:00.708
5	48.967	+0.470	8:26:49.675
6	48.595	+0.098	8:27:38.270
7	48.497		8:28:26.767
8	48.671	+0.174	8:29:15.438
(333) Linus Hensen			
1	55.502	+6.985	8:24:04.614
2	49.880	+1.363	8:24:54.494
3	49.471	+0.954	8:25:43.965
4	49.005	+0.488	8:26:32.970
5	48.806	+0.289	8:27:21.776
6	48.517		8:28:10.293
7	48.774	+0.257	8:28:59.067
8	48.852	+0.335	8:29:47.919
(337) Lukas Scherbinskas			
1	55.647	+7.094	8:23:34.847
2	51.903	+3.350	8:24:26.750
3	49.520	+0.967	8:25:16.270
4	49.476	+0.923	8:26:05.746
5	48.925	+0.372	8:26:54.671
6	49.545	+0.992	8:27:44.216
7	49.245	+0.692	8:28:33.461
8	48.553		8:29:22.014
(321) Maximilian Krupper			
1	53.338	+4.622	8:24:00.583
2	49.724	+1.008	8:24:50.307
3	49.052	+0.336	8:25:39.359
4	48.716		8:26:28.075
5	48.752	+0.036	8:27:16.827
6	50.092	+1.376	8:28:06.919
(399) Luca Thiel			
1	54.335	+5.554	8:23:33.622
2	51.305	+2.524	8:24:24.927
3	49.481	+0.700	8:25:14.408
4	48.866	+0.085	8:26:03.274
5	48.781		8:26:52.055
6	48.836	+0.055	8:27:40.891

Runde	Rundenzeit	Diff.	Tageszeit
7	49.602	+0.821	8:28:30.493
8	48.947	+0.166	8:29:19.440
(316) Jonas Teichmann			
1	55.168	+6.386	8:23:33.191
2	51.392	+2.610	8:24:24.583
3	49.355	+0.573	8:25:13.938
4	48.782		8:26:02.720
5	48.901	+0.119	8:26:51.621
6	48.860	+0.078	8:27:40.481
7	49.103	+0.321	8:28:29.584
8	48.916	+0.134	8:29:18.500
(325) Noah Saddik			
1	53.292	+4.476	8:23:26.743
2	50.082	+1.266	8:24:16.825
3	49.622	+0.806	8:25:06.447
4	49.579	+0.763	8:25:56.026
5	49.948	+1.132	8:26:45.974
6	48.816		8:27:34.790
7	48.992	+0.176	8:28:23.782
8	48.867	+0.051	8:29:12.649
(345) Max Bosse			
1	52.864	+4.014	8:23:27.859
2	50.030	+1.180	8:24:17.889
3	48.971	+0.121	8:25:06.860
4	49.265	+0.415	8:25:56.125
5	49.486	+0.636	8:26:45.611
6	48.850		8:27:34.461
7	49.054	+0.204	8:28:23.515
8	48.915	+0.065	8:29:12.430
(346) Gianni Andrisani			
1	58.780	+9.859	8:24:00.806
2	50.716	+1.795	8:24:51.522
3	49.590	+0.669	8:25:41.112
4	49.086	+0.165	8:26:30.198
5	49.183	+0.262	8:27:19.381
6	48.921		8:28:08.302
7	49.354	+0.433	8:28:57.656
8	49.210	+0.289	8:29:46.866
(368) Hannes Borde			
1	52.872	+3.922	8:23:24.935
2	49.922	+0.972	8:24:14.857
3	49.981	+1.031	8:25:04.838
4	48.950		8:25:53.788
5	49.102	+0.152	8:26:42.890
6	49.036	+0.086	8:27:31.926
7	54.657	+5.707	8:28:26.583
8	49.130	+0.180	8:29:15.713
(302) Philipp Bentz			
1	57.203	+8.132	8:23:47.782
2	51.711	+2.640	8:24:39.493
3	50.996	+1.925	8:25:30.489
4	51.828	+2.757	8:26:22.317
5	49.785	+0.714	8:27:12.102
6	49.681	+0.610	8:28:01.783
7	49.636	+0.565	8:28:51.419
8	49.071		8:29:40.490
(309) Phil Vogel			
1	56.708	+7.633	8:23:36.385
2	53.579	+4.504	8:24:29.964

Runde	Rundenzeit	Diff.	Tageszeit
3	50.121	+1.046	8:25:20.085
4	49.655	+0.580	8:26:09.740
5	49.437	+0.362	8:26:59.177
6	49.516	+0.441	8:27:48.693
7	49.490	+0.415	8:28:38.183
8	49.075		8:29:27.258
(392) Bastian Barlage			
1	56.119	+7.003	8:23:36.725
2	53.904	+4.788	8:24:30.629
3	49.953	+0.837	8:25:20.582
4	49.519	+0.403	8:26:10.101
5	49.516	+0.400	8:26:59.617
6	49.379	+0.263	8:27:48.996
7	49.667	+0.551	8:28:38.663
8	49.116		8:29:27.779
(388) Gina Sophie Fulsche			
1	55.585	+6.468	8:23:33.043
2	52.593	+3.476	8:24:25.636
3	49.945	+0.828	8:25:15.581
4	49.460	+0.343	8:26:05.041
5	49.525	+0.408	8:26:54.566
6	49.344	+0.227	8:27:43.910
7	49.525	+0.408	8:28:33.435
8	49.117		8:29:22.552
(322) Nic Noel Mueller			
1	55.311	+6.154	8:23:38.014
2	54.158	+5.001	8:24:32.172
3	49.847	+0.690	8:25:22.019
4	49.310	+0.153	8:26:11.329
5	49.157		8:27:00.486
6	49.217	+0.060	8:27:49.703
7	49.282	+0.125	8:28:38.985
8	49.218	+0.061	8:29:28.203
(313) Bennet Mueller			
1	55.775	+6.606	8:23:35.928
2	53.106	+3.937	8:24:29.034
3	50.177	+1.008	8:25:19.211
4	49.661	+0.492	8:26:08.872
5	49.428	+0.259	8:26:58.300
6	49.169		8:27:47.469
7	50.099	+0.930	8:28:37.568
8	49.528	+0.359	8:29:27.096
(304) Lukas Thomsen			
1	54.996	+5.785	8:23:44.298
2	51.844	+2.633	8:24:36.142
3	51.362	+2.151	8:25:27.504
4	49.671	+0.460	8:26:17.175
5	49.211		8:27:06.386
6	49.223	+0.012	8:27:55.609
7	49.324	+0.113	8:28:44.933
8	49.314	+0.103	8:29:34.247
(324) Nico Seel			
1	1:03.295	+13.992	8:24:09.475
2	58.861	+9.558	8:25:08.336
3	50.815	+1.512	8:25:59.151
4	50.655	+1.352	8:26:49.806
5	50.347	+1.044	8:27:40.153
6	51.866	+2.563	8:28:32.019
7	49.303		8:29:21.322

RMC Clubsport Wittgenborn

Junior

Wittgenborn 1,038 Km

Warm up

26.08.2018 08:22

Training (7:00 Zeit) gestartet um 8:22:01

Runde	Rundenzeit	Diff.	Tageszeit
(323) Noah Gabriel Vogler			
1	57.710	+8.066	8:23:42.686
2	52.453	+2.809	8:24:35.139
3	51.029	+1.385	8:25:26.168
4	50.920	+1.276	8:26:17.088
5	50.410	+0.766	8:27:07.498
6	49.765	+0.121	8:27:57.263
7	49.890	+0.246	8:28:47.153
8	49.644		8:29:36.797

Runde	Rundenzeit	Diff.	Tageszeit
(319) Leon Arndt			
1	55.807	+6.078	8:24:10.356
2	52.276	+2.547	8:25:02.632
3	49.948	+0.219	8:25:52.580
4	50.082	+0.353	8:26:42.662
5	50.494	+0.765	8:27:33.156
6	49.729		8:28:22.885
7	50.252	+0.523	8:29:13.137

Runde	Rundenzeit	Diff.	Tageszeit
(311) Raffaele Basile			
1	56.040	+6.226	8:23:38.540
2	54.128	+4.314	8:24:32.668
3	50.308	+0.494	8:25:22.976
4	49.988	+0.174	8:26:12.964
5	49.814		8:27:02.778
6	50.190	+0.376	8:27:52.968
7	49.858	+0.044	8:28:42.826
8	49.839	+0.025	8:29:32.665

Runde	Rundenzeit	Diff.	Tageszeit
(396) Michael Sommer			
1	1:02.379	+12.511	8:24:35.094
2	53.892	+4.024	8:25:28.986
3	51.126	+1.258	8:26:20.112
4	50.428	+0.560	8:27:10.540
5	49.913	+0.045	8:28:00.453
6	49.872	+0.004	8:28:50.325
7	49.868		8:29:40.193

Runde	Rundenzeit	Diff.	Tageszeit
(312) Nadja Olbrisch			
1	56.393	+6.507	8:23:37.571
2	55.807	+5.921	8:24:33.378
3	50.991	+1.105	8:25:24.369
4	50.567	+0.681	8:26:14.936
5	50.361	+0.475	8:27:05.297
6	50.860	+0.974	8:27:56.157
7	49.886		8:28:46.043
8	49.973	+0.087	8:29:36.016

Runde	Rundenzeit	Diff.	Tageszeit
(320) Kim-Leon Kublik			
1	55.976	+5.782	8:23:51.768
2	52.489	+2.295	8:24:44.257
3	51.316	+1.122	8:25:35.573
4	50.282	+0.088	8:26:25.855
5	50.476	+0.282	8:27:16.331
6	51.218	+1.024	8:28:07.549
7	51.325	+1.131	8:28:58.874
8	50.194		8:29:49.068

Runde	Rundenzeit	Diff.	Tageszeit
(318) Viktor Schoenfeld			
1	59.466	+9.103	8:24:05.831
2	52.227	+1.864	8:24:58.058
3	50.761	+0.398	8:25:48.819
4	50.804	+0.441	8:26:39.623
5	50.713	+0.350	8:27:30.336
6	50.363		8:28:20.699
7	50.808	+0.445	8:29:11.507

Runde	Rundenzeit	Diff.	Tageszeit
(330) David Stastkova			
1	59.272	+7.608	8:23:42.871
2	54.848	+3.184	8:24:37.719
3	52.552	+0.888	8:25:30.271
4	52.808	+1.144	8:26:23.079
5	51.664		8:27:14.743
6	1:05.255	+13.591	8:28:19.998

Runde	Rundenzeit	Diff.	Tageszeit
-------	------------	-------	-----------

RMC Clubsport Wittgenborn

Junior

Wittgenborn 1,038 Km

Zeittraining

Version 2

26.08.2018 09:43

Qualifikation (7:00 Zeit) gestartet um 9:42:15

Pos.	Nr.	Name	Nat-Wohnort	Fabrikat	Bewerber-Sponsor	Rnd.	Beste Zeit	Diff.	In Rd.	km/h
1	333	Linus Hensen	GER-Juebek	MACH1	KARTSCHMIE.DE	8	47.445		6	78,761
2	303	Paul Trusheim	GER-Herborn	EXPRIT	KART PERFORMANCE RACING	9	47.472	0.027	9	78,716
3	321	Maximilian Krupper	GER-Berlin	KOSMIC	ADAC BERLIN-BRANDENBURG E.V.	8	47.550	0.105	7	78,587
4	316	Jonas Teichmann	GER-Bad Soden			9	47.597	0.152	7	78,509
5	346	Gianni Andrisani	GER-Harrislee	TONY	RS COMPETITION	8	47.623	0.178	7	78,466
6	301	Andre Petropoulos	GER-Sindelfingen	SWISS		9	47.730	0.285	4	78,290
7	368	Hannes Borde	GER-Eschenburg	FA	SDLRACING	9	47.762	0.317	3	78,238
8	337	Lukas Scherbinkas	GER-Altenstadt	TONY		9	47.788	0.343	7	78,195
9	325	Noah Saddik	GER-Weimar Lahn	KOSMIC	CRG-PERFORMANCE	9	47.800	0.355	4	78,176
10	315	Moritz Schmeiss	GER-Schwerte	SODI		8	47.864	0.419	8	78,071
11	345	Max Bosse	GER-Bissendorf	EXPRIT		8	47.917	0.472	4	77,985
12	399	Luca Thiel	GER-Melle	ROSSO		9	48.044	0.599	6	77,779
13	313	Bennet Mueller	GER-Riehen	MARANELLO	NEES RACING	8	48.121	0.676	6	77,654
14	319	Leon Arndt	GER-Erfurtniedernissa	KARTREPUB		8	48.250	0.805	4	77,447
15	304	Lukas Thomsen	GER-Suederbrarup	MACH1	KARTSCHMIE.DE	8	48.261	0.816	5	77,429
16	322	Nic Noel Mueller	GER-Weiterstadt	MACH1	MMC MOTORSPORT	8	48.332	0.887	5	77,315
17	392	Bastian Barlage	GER-Asendorf	OTK	KRAFT MOTORSPORT	8	48.447	1.002	8	77,132
18	396	Michael Sommer	GER-Giessen	CRG		8	48.650	1.205	7	76,810
19	318	Viktor Schoenfeld	GER-Giessen	MARANELLO		7	48.677	1.232	5	76,767
20	309	Phil Vogel	GER-Hockenheim	DINO	RWT RACING BYKSK MSC WALLDORF	8	48.707	1.262	3	76,720
21	324	Nico Seel	GER-Landau	TONY	TEAM KARTSPORT - KLIMM	7	48.836	1.391	5	76,517
22	312	Nadja Olbrisch	GER-Gotha	PRAGA		8	48.890	1.445	6	76,433
23	320	Kim-Leon Kublik	GER-Uelzen	TONY	RSG HAMBURG KRAFT-MOTORSPORT	6	48.994	1.549	6	76,271
24	311	Raffaele Basile	GER-Langen	MACH1	MMC MOTORSPORT	8	49.004	1.559	6	76,255
25	323	Noah Gabriel Vogler	GER-Ranstadt	TONY		8	49.079	1.634	7	76,138
26	330	David Stastkova	GER-Riesa		STASTKOVA DAVID	7	50.676	3.231	6	73,739
27	302	Philipp Bentz	GER-Kuhardt	MARANELLO	NEES RACING	1	54.503	7.058	1	68,561

Bemerkungen

Ergebnis vorbehaltlich der technischen und sportlichen Nachuntersuchungen!

325,368 überholen bei gelb (schnellste Rd gestrichen)

RMC Clubsport Wittgenborn

Junior

Wittgenborn 1,038 Km

Zeittraining

26.08.2018 09:43

Qualifikation (7:00 Zeit) gestartet um 9:42:15

Runde	Rundenzeit	Diff.	Tageszeit
1	51.330	+2.623	9:43:39.335
2	49.206	+0.499	9:44:28.541
3	48.707		9:45:17.248
4	49.037	+0.330	9:46:06.285
5	49.121	+0.414	9:46:55.406
6	48.962	+0.255	9:47:44.368
7	48.976	+0.269	9:48:33.344
8	48.844	+0.137	9:49:22.188

(324) Nico Seel

1	55.186	+6.350	9:44:11.619
2	58.991	+10.155	9:45:10.610
3	57.361	+8.525	9:46:07.971
4	51.049	+2.213	9:46:59.020
5	48.836		9:47:47.856
6	49.513	+0.677	9:48:37.369
7	49.611	+0.775	9:49:26.980

(312) Nadja Olbrisch

1	55.374	+6.484	9:43:46.642
2	50.012	+1.122	9:44:36.654
3	49.597	+0.707	9:45:26.251
4	50.627	+1.737	9:46:16.878
5	49.896	+1.006	9:47:06.774
6	48.890		9:47:55.664
7	48.904	+0.014	9:48:44.568
8	49.276	+0.386	9:49:33.844

(320) Kim-Leon Kublik

1	57.047	+8.053	9:44:20.274
2	50.447	+1.453	9:45:10.721
3	49.314	+0.320	9:46:00.035
4	49.284	+0.290	9:46:49.319
5	51.815	+2.821	9:47:41.134
6	48.994		9:48:30.128

(311) Raffaele Basile

1	54.773	+5.769	9:43:47.977
2	49.633	+0.629	9:44:37.610
3	51.038	+2.034	9:45:28.648
4	50.187	+1.183	9:46:18.835
5	49.252	+0.248	9:47:08.087
6	49.004		9:47:57.091
7	49.255	+0.251	9:48:46.346
8	49.366	+0.362	9:49:35.712

(323) Noah Gabriel Vogler

1	58.395	+9.316	9:44:14.098
2	50.796	+1.717	9:45:04.894
3	51.350	+2.271	9:45:56.244
4	49.877	+0.798	9:46:46.121
5	50.794	+1.715	9:47:36.915
6	51.371	+2.292	9:48:28.286
7	49.079		9:49:17.365
8	49.314	+0.235	9:50:06.679

(330) David Stastkova

1	56.100	+5.424	9:44:11.286
2	52.002	+1.326	9:45:03.288
3	51.540	+0.864	9:45:54.828
4	51.942	+1.266	9:46:46.770
5	52.253	+1.577	9:47:39.023
6	50.676		9:48:29.699
7	51.764	+1.088	9:49:21.463

(302) Philipp Bentz

Runde	Rundenzeit	Diff.	Tageszeit
1	54.503		9:43:58.354

Runde	Rundenzeit	Diff.	Tageszeit
-------	------------	-------	-----------

RMC Clubsport Wittgenborn

Junior

Wittgenborn 1,038 Km

Wertungslauf 1

26.08.2018 11:50


Rennen (11:00 und 1 Runden)

311	16
322	14
399	12
315	10
337	8
301	6
316	4
303	2

309	15
319	13
345	11
325	9
368	7
346	5
321	3
333	1

8
7
6
5
4
3
2
1

POLE POSITION 1



RMC Clubsport Wittgenborn

Junior Clubsport


Wittgenborn 1,038 Km

Wertungslauf 1

26.08.2018 11:27

Rennen (11:00 und 1 Runden)

		302	6
		11	
330		323	5
10		9	
320		312	4
8		7	
324		318	3
6		5	
396		392	2
4		3	
304		313	1
2		POLE POSITION	



RMC Clubsport Wittgenborn

Junior Clubsport

Wittgenborn 1,038 Km

Wertungslauf 1

26.08.2018 11:27

Rennen (11:00 und 1 Runden) gestartet um 11:28:48

Pos.	Nr.	Name	Nat-Wohnort	Fabrikat	Bewerber-Sponsor	Rnd.	Gesamtzeit	Diff.	Beste Zeit	In Rd.	Pkt.
1	313	Bennet Mueller	GER-Riehen	MARANELLO	NEES RACING	15	12:08.677		48.308	5	25
2	304	Lukas Thomsen	GER-Suederbrarup	MACH1	KARTSCHMIE.DE	15	12:09.003	0.326	48.238	6	20
3	318	Viktor Schoenfeld	GER-Giessen	MARANELLO		15	12:21.059	12.382	48.844	4	16
4	396	Michael Sommer	GER-Giessen	CRG		15	12:21.326	12.649	48.573	6	13
5	312	Nadja Olbrisch	GER-Gotha	PRAGA		15	12:22.328	13.651	48.839	5	11
6	302	Philipp Bentz	GER-Kuhardt	MARANELLO	NEES RACING	15	12:24.520	15.843	48.725	6	10
7	330	David Stastkova	GER-Riesa		STASTKOVA DAVID	15	12:29.593	20.916	49.339	5	9
8	324	Nico Seel	GER-Landau	TONY	TEAM KARTSPORT - KLIMM	15	12:37.287	28.610	49.415	8	8
Nicht Klassifiziert (75% = 11 Rnd.)											
	392	Bastian Barlage	GER-Asendorf	OTK	KRAFT MOTORSPORT	8	6:30.156	7 Runden	48.327	7	7
	320	Kim-Leon Kublik	GER-Uelzen	TONY	RSG HAMBURG KRAFT-MOTORSPORT		0.823	15 Runden		0	6
EXC	323	Noah Gabriel Vogler	GER-Ranstadt	TONY		15	12:22.714	EXC	48.635	5	0

Bemerkungen

Ergebnis vorbehaltlich der technischen und sportlichen Nachuntersuchungen!

323 Wertungsausschluss Rennleiter

Gestartet: 11 Gewertet: 9 Nicht Gewertet: 2

Vorsprung	Ø km/h	Beste Rundenzeit	km/h	Beste Runde von
0.326	76,923	48.238	77,466	304 - Lukas Thomsen

RMC Clubsport Wittgenborn

Junior Clubsport

Wittgenborn 1,038 Km

Wertungslauf 1

26.08.2018 11:27

Rennen (11:00 und 1 Runden) gestartet um 11:28:48

Runde	Rundenzeit	Diff.	Tageszeit
(313) Bennet Mueller			
1	49.416	+1.108	11:29:38.387
2	48.658	+0.350	11:30:27.045
3	48.613	+0.305	11:31:15.658
4	48.417	+0.109	11:32:04.075
5	48.308		11:32:52.383
6	48.444	+0.136	11:33:40.827
7	48.441	+0.133	11:34:29.268
8	48.775	+0.467	11:35:18.043
9	48.668	+0.360	11:36:06.711
10	48.543	+0.235	11:36:55.254
11	48.369	+0.061	11:37:43.623
12	48.412	+0.104	11:38:32.035
13	48.668	+0.360	11:39:20.703
14	48.441	+0.133	11:40:09.144
15	48.504	+0.196	11:40:57.648

Runde	Rundenzeit	Diff.	Tageszeit
(304) Lukas Thomsen			
1	49.738	+1.500	11:29:38.795
2	48.794	+0.556	11:30:27.589
3	48.429	+0.191	11:31:16.018
4	48.477	+0.239	11:32:04.495
5	48.424	+0.186	11:32:52.919
6	48.238		11:33:41.157
7	48.503	+0.265	11:34:29.660
8	48.548	+0.310	11:35:18.208
9	48.682	+0.444	11:36:06.890
10	48.620	+0.382	11:36:55.510
11	48.613	+0.375	11:37:44.123
12	48.384	+0.146	11:38:32.507
13	48.512	+0.274	11:39:21.019
14	48.462	+0.224	11:40:09.481
15	48.493	+0.255	11:40:57.974

Runde	Rundenzeit	Diff.	Tageszeit
(318) Viktor Schoenfeld			
1	50.385	+1.541	11:29:39.732
2	49.405	+0.561	11:30:29.137
3	49.192	+0.348	11:31:18.329
4	48.844		11:32:07.173
5	48.981	+0.137	11:32:56.154
6	49.584	+0.740	11:33:45.738
7	49.718	+0.874	11:34:35.456
8	49.212	+0.368	11:35:24.668
9	49.568	+0.724	11:36:14.236
10	49.148	+0.304	11:37:03.384
11	49.079	+0.235	11:37:52.463
12	49.120	+0.276	11:38:41.583
13	49.216	+0.372	11:39:30.799
14	49.204	+0.360	11:40:20.003
15	50.027	+1.183	11:41:10.030

Runde	Rundenzeit	Diff.	Tageszeit
(396) Michael Sommer			
1	51.000	+2.427	11:29:40.281
2	49.337	+0.764	11:30:29.618
3	50.370	+1.797	11:31:19.988
4	48.983	+0.410	11:32:08.971
5	48.710	+0.137	11:32:57.681
6	48.573		11:33:46.254
7	49.666	+1.093	11:34:35.920
8	49.256	+0.683	11:35:25.176
9	49.648	+1.075	11:36:14.824
10	48.978	+0.405	11:37:03.802
11	49.133	+0.560	11:37:52.935
12	49.083	+0.510	11:38:42.018
13	49.328	+0.755	11:39:31.346

Runde	Rundenzeit	Diff.	Tageszeit
14	48.930	+0.357	11:40:20.276
15	50.021	+1.448	11:41:10.297
(312) Nadja Olbrisch			
1	51.181	+2.342	11:29:40.727
2	49.284	+0.445	11:30:30.011
3	50.611	+1.772	11:31:20.622
4	49.276	+0.437	11:32:09.898
5	48.839		11:32:58.737
6	48.993	+0.154	11:33:47.730
7	49.187	+0.348	11:34:36.917
8	49.030	+0.191	11:35:25.947
9	49.891	+1.052	11:36:15.838
10	49.167	+0.328	11:37:05.005
11	49.069	+0.230	11:37:54.074
12	49.138	+0.299	11:38:43.212
13	48.933	+0.094	11:39:32.145
14	49.867	+1.028	11:40:22.012
15	49.287	+0.448	11:41:11.299

Runde	Rundenzeit	Diff.	Tageszeit
(302) Philipp Bentz			
1	50.979	+2.254	11:29:41.218
2	49.583	+0.858	11:30:30.801
3	49.628	+0.903	11:31:20.429
4	48.989	+0.264	11:32:09.418
5	48.822	+0.097	11:32:58.240
6	48.725		11:33:46.965
7	49.229	+0.504	11:34:36.194
8	49.579	+0.854	11:35:25.773
9	49.657	+0.932	11:36:15.430
10	48.923	+0.198	11:37:04.353
11	48.745	+0.020	11:37:53.098
12	49.127	+0.402	11:38:42.225
13	49.434	+0.709	11:39:31.659
14	52.635	+3.910	11:40:24.294
15	49.197	+0.472	11:41:13.491

Runde	Rundenzeit	Diff.	Tageszeit
(330) David Stastkova			
1	51.751	+2.412	11:29:42.027
2	50.018	+0.679	11:30:32.045
3	49.596	+0.257	11:31:21.641
4	49.921	+0.582	11:32:11.562
5	49.339		11:33:00.901
6	49.585	+0.246	11:33:50.486
7	49.417	+0.078	11:34:39.903
8	49.562	+0.223	11:35:29.465
9	49.424	+0.085	11:36:18.889
10	49.550	+0.211	11:37:08.439
11	49.695	+0.356	11:37:58.134
12	49.786	+0.447	11:38:47.920
13	50.076	+0.737	11:39:37.996
14	50.161	+0.822	11:40:28.157
15	50.407	+1.068	11:41:18.564

Runde	Rundenzeit	Diff.	Tageszeit
(324) Nico Seel			
1	58.153	+8.738	11:29:47.883
2	50.942	+1.527	11:30:38.825
3	50.107	+0.692	11:31:28.932
4	49.479	+0.064	11:32:18.411
5	49.706	+0.291	11:33:08.117
6	49.902	+0.487	11:33:58.019
7	50.111	+0.696	11:34:48.130
8	49.415		11:35:37.545
9	49.622	+0.207	11:36:27.167
10	50.354	+0.939	11:37:17.521
11	49.852	+0.437	11:38:07.373

Runde	Rundenzeit	Diff.	Tageszeit
12	49.724	+0.309	11:38:57.097
13	49.677	+0.262	11:39:46.774
14	49.817	+0.402	11:40:36.591
15	49.667	+0.252	11:41:26.258

Runde	Rundenzeit	Diff.	Tageszeit
(392) Bastian Barlage			
1	49.779	+1.452	11:29:38.919
2	48.905	+0.578	11:30:27.824
3	48.457	+0.130	11:31:16.281
4	48.506	+0.179	11:32:04.787
5	48.340	+0.013	11:32:53.127
6	48.552	+0.225	11:33:41.679
7	48.327		11:34:30.006
8	49.121	+0.794	11:35:19.127

Runde	Rundenzeit	Diff.	Tageszeit
(323) Noah Gabriel Vogler			
1	50.707	+2.072	11:29:40.574
2	49.259	+0.624	11:30:29.833
3	50.371	+1.736	11:31:20.204
4	49.015	+0.380	11:32:09.219
5	48.635		11:32:57.854
6	48.705	+0.070	11:33:46.559
7	49.520	+0.885	11:34:36.079
8	49.216	+0.581	11:35:25.295
9	50.244	+1.609	11:36:15.539
10	48.957	+0.322	11:37:04.496
11	48.859	+0.224	11:37:53.355
12	49.036	+0.401	11:38:42.391
13	49.454	+0.819	11:39:31.845
14	51.022	+2.387	11:40:22.867
15	48.818	+0.183	11:41:11.685

RMC Clubsport Wittgenborn

Junior Clubsport


Wittgenborn 1,038 Km

Wertungslauf 2

26.08.2018 15:23

Rennen (11:00 und 1 Runden)

		323	6
		11	
	320	392	5
	10	9	
	324	330	4
	8	7	
	302	312	3
	6	5	
	396	318	2
	4	3	
	304	313	1
	2	POLE POSITION	1



RMC Clubsport Wittgenborn

Junior

Wittgenborn 1,038 Km

Wertungslauf 1

26.08.2018 11:50

Rennen (11:00 und 1 Runden) gestartet um 11:53:23

Pos.	Nr.	Name	Nat-Wohnort	Fabrikat	Bewerber-Sponsor	Rnd.	Gesamtzeit	Diff.	Beste Zeit	In Rd.	Pkt.
1	303	Paul Trusheim	GER-Herborn	EXPRIT	KART PERFORMANCE RACING	15	11:55.075		47.384	13	25
2	333	Linus Hensen	GER-Juebek	MACH1	KARTSCHMIE.DE	15	11:55.567	0.492	47.397	15	20
3	321	Maximilian Krupper	GER-Berlin	KOSMIC	ADAC BERLIN-BRANDENBURG E.V.	15	11:56.473	1.398	47.389	14	16
4	346	Gianni Andrisani	GER-Harrislee	TONY	RS COMPETITION	15	11:58.871	3.796	47.368	11	13
5	301	Andre Petropoulos	GER-Sindelfingen	SWISS		15	12:00.925	5.850	47.705	7	11
6	368	Hannes Borde	GER-Eschenburg	FA	SDLRACING	15	12:01.043	5.968	47.536	5	10
7	316	Jonas Teichmann	GER-Bad Soden			15	12:02.080	7.005	47.634	6	9
8	399	Luca Thiel	GER-Melle	ROSSO		15	12:02.743	7.668	47.650	13	8
9	315	Moritz Schmeiss	GER-Schwerte	SODI		15	12:03.050	7.975	47.669	10	7
10	322	Nic Noel Mueller	GER-Weiterstadt	MACH1	MMC MOTORSPORT	15	12:13.638	18.563	48.139	14	6
11	319	Leon Arndt	GER-Erfurtniedernis	KARTREPUB		15	12:14.020	18.945	48.185	14	5
12	345	Max Bosse	GER-Bissendorf	EXPRIT		15	12:15.254	20.179	47.755	8	4
13	325	Noah Saddik	GER-Weimar Lahn	KOSMIC	CRG-PERFORMANCE	15	12:17.097	22.022	47.600	11	3
14	309	Phil Vogel	GER-Hockenheim	DINO	RWT RACING BYKSK MSC WALLDORF	15	12:19.430	24.355	48.501	4	2
15	388	Gina Sophie Fulsche	GER-Klettbach	EXPRIT		15	12:21.486	26.411	48.039	12	1
16	337	Lukas Scherbinkas	GER-Altenstadt	TONY		15	12:37.345	42.270	47.717	11	0
17	311	Raffaele Basile	GER-Langen	MACH1	MMC MOTORSPORT	7	5:59.578	8 Runden	49.100	4	0

Bemerkungen

Ergebnis vorbehaltlich der technischen und sportlichen Nachuntersuchungen!

Gestartet: 17 Gewertet: 17 Nicht Gewertet: 0

325 ,388 + 5 sec pushing

Vorsprung	Ø km/h	Beste Rundenzeit	km/h	Beste Runde von
0.492	78,386	47.368	78,889	346 - Gianni Andrisani

RMC Clubsport Wittgenborn

Junior

Wittgenborn 1,038 Km

Wertungslauf 1

26.08.2018 11:50

Rennen (11:00 und 1 Runden) gestartet um 11:53:23

Runde	Rundenzeit	Diff.	Tageszeit
10	48.306	+0.551	12:01:38.278
11	48.388	+0.633	12:02:26.666
12	48.431	+0.676	12:03:15.097
13	47.992	+0.237	12:04:03.089
14	47.995	+0.240	12:04:51.084
15	47.933	+0.178	12:05:39.017

(325) Noah Saddik

1	51.114	+3.514	11:54:15.875
2	57.057	+9.457	11:55:12.932
3	48.484	+0.884	11:56:01.416
4	48.130	+0.530	11:56:49.546
5	47.753	+0.153	11:57:37.299
6	47.788	+0.188	11:58:25.087
7	48.387	+0.787	11:59:13.474
8	47.688	+0.088	12:00:01.162
9	47.836	+0.236	12:00:48.998
10	47.861	+0.261	12:01:36.859
11	47.600		12:02:24.459
12	47.993	+0.393	12:03:12.452
13	47.979	+0.379	12:04:00.431
14	47.684	+0.084	12:04:48.115
15	47.745	+0.145	12:05:35.860

(309) Phil Vogel

1	52.136	+3.635	11:54:17.665
2	49.349	+0.848	11:55:07.014
3	49.297	+0.796	11:55:56.311
4	48.501		11:56:44.812
5	48.572	+0.071	11:57:33.384
6	48.535	+0.034	11:58:21.919
7	48.777	+0.276	11:59:10.696
8	48.721	+0.220	11:59:59.417
9	48.700	+0.199	12:00:48.117
10	49.515	+1.014	12:01:37.632
11	50.058	+1.557	12:02:27.690
12	48.651	+0.150	12:03:16.341
13	48.833	+0.332	12:04:05.174
14	49.152	+0.651	12:04:54.326
15	48.867	+0.366	12:05:43.193

(388) Gina Sophie Fulsche

1	51.771	+3.732	11:54:17.442
2	49.033	+0.994	11:55:06.475
3	48.628	+0.589	11:55:55.103
4	48.472	+0.433	11:56:43.575
5	48.440	+0.401	11:57:32.015
6	48.343	+0.304	11:58:20.358
7	48.478	+0.439	11:59:08.836
8	48.205	+0.166	11:59:57.041
9	48.719	+0.680	12:00:45.760
10	53.020	+4.981	12:01:38.780
11	48.561	+0.522	12:02:27.341
12	48.039		12:03:15.380
13	48.189	+0.150	12:04:03.569
14	48.351	+0.312	12:04:51.920
15	48.329	+0.290	12:05:40.249

(337) Lukas Scherbinkas

1	1:23.934	+36.217	11:54:48.437
2	48.700	+0.983	11:55:37.137
3	48.418	+0.701	11:56:25.555
4	48.217	+0.500	11:57:13.772
5	48.125	+0.408	11:58:01.897
6	48.172	+0.455	11:58:50.069
7	47.889	+0.172	11:59:37.958

Runde	Rundenzeit	Diff.	Tageszeit
8	48.056	+0.339	12:00:26.014
9	48.061	+0.344	12:01:14.075
10	47.895	+0.178	12:02:01.970
11	47.717		12:02:49.687
12	47.887	+0.170	12:03:37.574
13	47.919	+0.202	12:04:25.493
14	47.870	+0.153	12:05:13.363
15	47.745	+0.028	12:06:01.108

(311) Raffaele Basile


1	51.639	+2.539	11:54:16.971
2	49.852	+0.752	11:55:06.823
3	50.227	+1.127	11:55:55.050
4	49.100		11:56:46.150
5	57.443	+8.343	11:57:43.593
6	49.989	+0.889	11:58:33.582
7	49.759	+0.659	11:59:23.341

Runde	Rundenzeit	Diff.	Tageszeit
-------	------------	-------	-----------

RMC Clubsport Wittgenborn

Junior Wittgenborn 1,038 Km
 Wertungslauf 2 26.08.2018 15:46
 Rennen (11:00 und 1 Runden)

		311	9
		17	
337		388	8
	16		
309		15	
	14	325	7
345			
	13	319	6
	12		
322		11	
	10	315	5
399			
	9	316	4
368			
	8	7	
368		301	3
	6		
346		5	
	4	321	2
333			
	3	303	1
	2		
		POLE POSITION 1	



RMC Clubsport Wittgenborn

Junior Clubsport

Wittgenborn 1,038 Km

Wertungslauf 2

26.08.2018 15:23

Rennen (11:00 und 1 Runden) gestartet um 15:24:12

Pos.	Nr.	Name	Nat-Wohnort	Fabrikat	Bewerber-Sponsor	Rnd.	Gesamtzeit	Diff.	Beste Zeit	In Rd.	Pkt.
1	313	Bennet Mueller	GER-Riehen	MARANELLO	NEES RACING	15	12:07.378		48.058	9	25
2	304	Lukas Thomsen	GER-Suederbrarup	MACH1	KARTSCHMIE.DE	15	12:08.882	1.504	48.290	8	20
3	302	Philipp Bentz	GER-Kuhardt	MARANELLO	NEES RACING	15	12:14.002	6.624	48.387	6	16
4	392	Bastian Barlage	GER-Asendorf	OTK	KRAFT MOTORSPORT	15	12:14.228	6.850	48.392	8	13
5	396	Michael Sommer	GER-Giessen	CRG		15	12:16.525	9.147	48.527	4	11
6	320	Kim-Leon Kublik	GER-Uelzen	TONY	RSG HAMBURG KRAFT-MOTORSPORT	15	12:17.395	10.017	48.457	9	10
7	323	Noah Gabriel Vogler	GER-Ranstadt	TONY		15	12:17.692	10.314	48.569	13	9
8	330	David Stastkova	GER-Riesa		STASTKOVA DAVID	15	12:29.588	22.210	49.465	12	8
9	324	Nico Seel	GER-Landau	TONY	TEAM KARTSPORT - KLIMM	15	12:37.281	29.903	49.762	4	7
10	312	Nadja Olbrisch	GER-Gotha	PRAGA			0.398	15 Runden		0	6
Nicht Klassifiziert											
DNS	318	Viktor Schoenfeld	GER-Giessen	MARANELLO				DNS		0	0

Bemerkungen

Ergebnis vorbehaltlich der technischen und sportlichen Nachuntersuchungen!

Gestartet: 10 Gewertet: 0

396 + 3 sec Korridor

Vorsprung	Ø km/h	Beste Rundenzeit	km/h	Beste Runde von
1.504	77,060	48.058	77,756	313 - Bennet Mueller

RMC Clubsport Wittgenborn

Junior Clubsport

Wittgenborn 1,038 Km

Wertungslauf 2

26.08.2018 15:23

Rennen (11:00 und 1 Runden) gestartet um 15:24:12

Runde	Rundenzeit	Diff.	Tageszeit
(313) Bennet Mueller			
1	49.460	+1.402	15:25:01.559
2	48.600	+0.542	15:25:50.159
3	48.175	+0.117	15:26:38.334
4	48.234	+0.176	15:27:26.568
5	48.469	+0.411	15:28:15.037
6	48.163	+0.105	15:29:03.200
7	48.562	+0.504	15:29:51.762
8	48.351	+0.293	15:30:40.113
9	48.058		15:31:28.171
10	48.626	+0.568	15:32:16.797
11	48.452	+0.394	15:33:05.249
12	49.079	+1.021	15:33:54.328
13	48.338	+0.280	15:34:42.666
14	48.249	+0.191	15:35:30.915
15	48.562	+0.504	15:36:19.477

Runde	Rundenzeit	Diff.	Tageszeit
(304) Lukas Thomsen			
1	49.689	+1.399	15:25:01.870
2	48.552	+0.262	15:25:50.422
3	48.341	+0.051	15:26:38.763
4	48.433	+0.143	15:27:27.196
5	48.385	+0.095	15:28:15.581
6	48.428	+0.138	15:29:04.009
7	48.437	+0.147	15:29:52.446
8	48.290		15:30:40.736
9	48.753	+0.463	15:31:29.489
10	48.446	+0.156	15:32:17.935
11	48.706	+0.416	15:33:06.641
12	48.551	+0.261	15:33:55.192
13	48.456	+0.166	15:34:43.648
14	48.599	+0.309	15:35:32.247
15	48.734	+0.444	15:36:20.981

Runde	Rundenzeit	Diff.	Tageszeit
(302) Philipp Bentz			
1	50.596	+2.209	15:25:03.239
2	49.043	+0.656	15:25:52.282
3	48.836	+0.449	15:26:41.118
4	48.959	+0.572	15:27:30.077
5	48.786	+0.399	15:28:18.863
6	48.387		15:29:07.250
7	48.397	+0.010	15:29:55.647
8	48.747	+0.360	15:30:44.394
9	48.769	+0.382	15:31:33.163
10	48.840	+0.453	15:32:22.003
11	49.307	+0.920	15:33:11.310
12	48.579	+0.192	15:33:59.889
13	48.639	+0.252	15:34:48.528
14	48.846	+0.459	15:35:37.374
15	48.727	+0.340	15:36:26.101

Runde	Rundenzeit	Diff.	Tageszeit
(392) Bastian Barlage			
1	50.620	+2.228	15:25:03.547
2	49.022	+0.630	15:25:52.569
3	48.771	+0.379	15:26:41.340
4	48.919	+0.527	15:27:30.259
5	48.842	+0.450	15:28:19.101
6	48.724	+0.332	15:29:07.825
7	48.413	+0.021	15:29:56.238
8	48.392		15:30:44.630
9	48.763	+0.371	15:31:33.393
10	49.475	+1.083	15:32:22.868
11	48.758	+0.366	15:33:11.626
12	48.454	+0.062	15:34:00.080
13	48.801	+0.409	15:34:48.881

Runde	Rundenzeit	Diff.	Tageszeit
14	48.925	+0.533	15:35:37.806
15	48.521	+0.129	15:36:26.327

Runde	Rundenzeit	Diff.	Tageszeit
(396) Michael Sommer			
1	50.205	+1.678	15:25:02.610
2	49.469	+0.942	15:25:52.079
3	48.825	+0.298	15:26:40.904
4	48.527		15:27:29.431
5	48.563	+0.036	15:28:17.994
6	48.675	+0.148	15:29:06.669
7	48.803	+0.276	15:29:55.472
8	48.714	+0.187	15:30:44.186
9	48.809	+0.282	15:31:32.995
10	48.753	+0.226	15:32:21.748
11	48.888	+0.361	15:33:10.636
12	48.924	+0.397	15:33:59.560
13	48.812	+0.285	15:34:48.372
14	48.615	+0.088	15:35:36.987
15	48.637	+0.110	15:36:25.624

Runde	Rundenzeit	Diff.	Tageszeit
(320) Kim-Leon Kublik			
1	51.602	+3.145	15:25:04.807
2	49.725	+1.268	15:25:54.532
3	49.634	+1.177	15:26:44.166
4	48.796	+0.339	15:27:32.962
5	48.917	+0.460	15:28:21.879
6	48.773	+0.316	15:29:10.652
7	48.530	+0.073	15:29:59.182
8	49.095	+0.638	15:30:48.277
9	48.457		15:31:36.734
10	48.726	+0.269	15:32:25.460
11	48.800	+0.343	15:33:14.260
12	48.712	+0.255	15:34:02.972
13	48.560	+0.103	15:34:51.532
14	48.780	+0.323	15:35:40.312
15	49.182	+0.725	15:36:29.494

Runde	Rundenzeit	Diff.	Tageszeit
(323) Noah Gabriel Vogler			
1	51.827	+3.258	15:25:05.218
2	49.778	+1.209	15:25:54.996
3	49.436	+0.867	15:26:44.432
4	48.917	+0.348	15:27:33.349
5	48.813	+0.244	15:28:22.162
6	48.869	+0.300	15:29:11.031
7	48.588	+0.019	15:29:59.619
8	48.846	+0.277	15:30:48.465
9	48.637	+0.068	15:31:37.102
10	48.669	+0.100	15:32:25.771
11	48.833	+0.264	15:33:14.604
12	48.643	+0.074	15:34:03.247
13	48.569		15:34:51.816
14	48.812	+0.243	15:35:40.628
15	49.163	+0.594	15:36:29.791

Runde	Rundenzeit	Diff.	Tageszeit
(330) David Stastkova			
1	51.798	+2.333	15:25:04.603
2	49.696	+0.231	15:25:54.299
3	50.752	+1.287	15:26:45.051
4	49.594	+0.129	15:27:34.645
5	49.478	+0.013	15:28:24.123
6	49.677	+0.212	15:29:13.800
7	49.625	+0.160	15:30:03.425
8	49.554	+0.089	15:30:52.979
9	49.640	+0.175	15:31:42.619
10	49.653	+0.188	15:32:32.272
11	49.768	+0.303	15:33:22.040

Runde	Rundenzeit	Diff.	Tageszeit
12	49.465		15:34:11.505
13	49.940	+0.475	15:35:01.445
14	49.798	+0.333	15:35:51.243
15	50.444	+0.979	15:36:41.687

Runde	Rundenzeit	Diff.	Tageszeit
(324) Nico Seel			
1	52.739	+2.977	15:25:05.823
2	50.485	+0.723	15:25:56.308
3	50.768	+1.006	15:26:47.076
4	49.762		15:27:36.838
5	50.272	+0.510	15:28:27.110
6	50.182	+0.420	15:29:17.292
7	50.394	+0.632	15:30:07.686
8	50.227	+0.465	15:30:57.913
9	50.059	+0.297	15:31:47.972
10	50.207	+0.445	15:32:38.179
11	50.099	+0.337	15:33:28.278
12	50.383	+0.621	15:34:18.661
13	50.342	+0.580	15:35:09.003
14	50.414	+0.652	15:35:59.417
15	49.963	+0.201	15:36:49.380

RMC Clubsport Wittgenborn

Junior Clubsport

Wittgenborn 1,038 Km

Tageswertung

Pos.	Nr.	Nachname	Vorname	Bewerber-Sponsor	Fabrikat	R1.	R2.	Gesamtpunktzahl
1	313	Mueller	Bennet	NEES RACING	MARANELLO	25	25	50
2	304	Thomsen	Lukas	KARTSCHMIE.DE	MACH1	20	20	40
3	302	Bentz	Philipp	NEES RACING	MARANELLO	10	16	26
4	396	Sommer	Michael		CRG	13	11	24
5	392	Barlage	Bastian	KRAFT MOTORSPORT	OTK	7	13	20
6	330	Stastkova	David	STASTKOVA DAVID		9	8	17
7	312	Olbrisch	Nadja		PRAGA	11	6	17
8	320	Kublik	Kim-Leon	RSG HAMBURG KRAFT-MOTORSPORT	TONY	6	10	16
9	318	Schoenfeld	Viktor		MARANELLO	16	0	16
10	324	Seel	Nico	TEAM KARTSPORT - KLIMM	TONY	8	7	15
11	323	Vogler	Noah Gabriel		TONY	0	9	9

RMC Clubsport Wittgenborn

Junior

Wittgenborn 1,038 Km

Wertungslauf 2

26.08.2018 15:46

Rennen (11:00 und 1 Runden) gestartet um 15:47:43

Pos.	Nr.	Name	Nat-Wohnort	Fabrikat	Bewerber-Sponsor	Rnd.	Gesamtzeit	Diff.	Beste Zeit	In Rd.	Pkt.
1	333	Linus Hensen	GER-Juebek	MACH1	KARTSCHMIE.DE	15	11:54.874		47.390	5	25
2	303	Paul Trusheim	GER-Herborn	EXPRIT	KART PERFORMANCE RACING	15	11:55.222	0.348	47.404	5	20
3	321	Maximilian Krupper	GER-Berlin	KOSMIC	ADAC BERLIN-BRANDENBURG E.V.	15	11:55.554	0.680	47.413	6	16
4	301	Andre Petropoulos	GER-Sindelfingen	SWISS		15	11:58.092	3.218	47.460	3	13
5	368	Hannes Borde	GER-Eschenburg	FA	SDLRACING	15	11:58.243	3.369	47.482	5	11
6	346	Gianni Andrisani	GER-Harrislee	TONY	RS COMPETITION	15	12:04.020	9.146	47.615	7	10
7	337	Lukas Scherbinkas	GER-Altenstadt	TONY		15	12:04.162	9.288	47.590	4	9
8	399	Luca Thiel	GER-Melle	ROSSO		15	12:04.345	9.471	47.832	4	8
9	315	Moritz Schmeiss	GER-Schwerte	SODI		15	12:04.674	9.800	47.763	13	7
10	345	Max Bosse	GER-Bissendorf	EXPRIT		15	12:11.816	16.942	48.043	8	6
11	388	Gina Sophie Fulsche	GER-Klettbach	EXPRIT		15	12:12.387	17.513	48.005	14	5
12	322	Nic Noel Mueller	GER-Weiterstadt	MACH1	MMC MOTORSPORT	15	12:13.613	18.739	48.396	2	4
13	309	Phil Vogel	GER-Hockenheim	DINO	RWT RACING BYKSK MSC WALLDORF	15	12:17.853	22.979	48.499	7	3
14	311	Raffaele Basile	GER-Langen	MACH1	MMC MOTORSPORT	15	12:25.722	30.848	48.858	4	2
15	316	Jonas Teichmann	GER-Bad Soden			13	10:31.595	2 Runden	47.720	5	1
16	325	Noah Saddik	GER-Weimar Lahn	KOSMIC	CRG-PERFORMANCE	7	5:38.709	8 Runden	47.634	7	0
17	319	Leon Arndt	GER-Erfurtniedernis	KARTREPUB		7	5:54.288	8 Runden	48.028	2	0

Bemerkungen

Ergebnis vorbehaltlich der technischen und sportlichen Nachuntersuchungen!

Vorsprung	Ø km/h	Beste Rundenzeit	km/h	Beste Runde von
0.348	78,408	47.390	78,852	333 - Linus Hensen

RMC Clubsport Wittgenborn

Junior

Wittgenborn 1,038 Km

Wertungslauf 2

26.08.2018 15:46

Rennen (11:00 und 1 Runden) gestartet um 15:47:43

Runde	Rundenzeit	Diff.	Tageszeit
10	48.493	+0.097	15:55:53.526
11	49.460	+1.064	15:56:42.986
12	48.403	+0.007	15:57:31.389
13	48.411	+0.015	15:58:19.800
14	49.007	+0.611	15:59:08.807
15	48.563	+0.167	15:59:57.370

(309) Phil Vogel

Runde	Rundenzeit	Diff.	Tageszeit
1	51.798	+3.299	15:48:37.127
2	49.046	+0.547	15:49:26.173
3	49.237	+0.738	15:50:15.410
4	48.829	+0.330	15:51:04.239
5	48.769	+0.270	15:51:53.008
6	48.748	+0.249	15:52:41.756
7	48.499		15:53:30.255
8	49.152	+0.653	15:54:19.407
9	48.788	+0.289	15:55:08.195
10	48.898	+0.399	15:55:57.093
11	48.652	+0.153	15:56:45.745
12	48.855	+0.356	15:57:34.600
13	49.043	+0.544	15:58:23.643
14	49.055	+0.556	15:59:12.698
15	48.912	+0.413	16:00:01.610

(311) Raffaele Basile

Runde	Rundenzeit	Diff.	Tageszeit
1	51.575	+2.717	15:48:37.058
2	49.020	+0.162	15:49:26.078
3	49.214	+0.356	15:50:15.292
4	48.858		15:51:04.150
5	49.824	+0.966	15:51:53.974
6	48.910	+0.052	15:52:42.884
7	49.076	+0.218	15:53:31.960
8	49.990	+1.132	15:54:21.950
9	49.239	+0.381	15:55:11.189
10	49.529	+0.671	15:56:00.718
11	49.995	+1.137	15:56:50.713
12	49.541	+0.683	15:57:40.254
13	49.884	+1.026	15:58:30.138
14	49.585	+0.727	15:59:19.723
15	49.756	+0.898	16:00:09.479

(316) Jonas Teichmann

Runde	Rundenzeit	Diff.	Tageszeit
1	50.092	+2.372	15:48:34.525
2	47.928	+0.208	15:49:22.453
3	48.175	+0.455	15:50:10.628
4	48.435	+0.715	15:50:59.063
5	47.720		15:51:46.783
6	48.172	+0.452	15:52:34.955
7	47.852	+0.132	15:53:22.807
8	48.187	+0.467	15:54:10.994
9	48.415	+0.695	15:54:59.409
10	48.798	+1.078	15:55:48.207
11	49.183	+1.463	15:56:37.390
12	48.715	+0.995	15:57:26.105
13	49.247	+1.527	15:58:15.352

(325) Noah Saddik

Runde	Rundenzeit	Diff.	Tageszeit
1	49.910	+2.276	15:48:34.904
2	48.194	+0.560	15:49:23.098
3	47.811	+0.177	15:50:10.909
4	47.911	+0.277	15:50:58.820
5	47.841	+0.207	15:51:46.661
6	48.171	+0.537	15:52:34.832
7	47.634		15:53:22.466

(319) Leon Arndt

Runde	Rundenzeit	Diff.	Tageszeit
1	50.528	+2.500	15:48:35.297
2	48.028		15:49:23.325
3	48.301	+0.273	15:50:11.626
4	48.228	+0.200	15:50:59.854
5	48.415	+0.387	15:51:48.269
6	57.668	+9.640	15:52:45.937
7	52.108	+4.080	15:53:38.045

Runde	Rundenzeit	Diff.	Tageszeit
-------	------------	-------	-----------

RMC Clubsport Wittgenborn

Junior **Wittgenborn 1,038 Km**

Tageswertung National

Pos.	Nr.	Nachname	Vorname	Bewerber-Sponsor	Fabrikat	W1	W2	Gesamtpunktzahl
1	333	Hensen	Linus	KARTSCHMIE.DE	MACH1	20	25	45
2	303	Trusheim	Paul	KART PERFORMANCE RACING	EXPRIT	25	20	45
3	321	Krupper	Maximilian	ADAC BERLIN-BRANDENBURG E.V.	KOSMIC	16	16	32
4	301	Petropoulos	Andre		SWISS	11	13	24
5	346	Andrisani	Gianni	RS COMPETITION	TONY	13	10	23
6	368	Borde	Hannes	SDLRACING	FA	10	11	21
7	399	Thiel	Luca		ROSSO	8	8	16
8	315	Schmeiss	Moritz		SODI	7	7	14
9	345	Bosse	Max		EXPRIT	4	6	10
10	322	Mueller	Nic Noel	MMC MOTORSPORT	MACH1	6	4	10
11	316	Teichmann	Jonas			9	1	10
12	337	Scherbinskas	Lukas		TONY	0	9	9
13	388	Fulsche	Gina Sophie		EXPRIT	1	5	6
14	309	Vogel	Phil	RWT RACING BYKSK MSC WALLDORF	DINO	2	3	5
15	319	Arndt	Leon		KARTREPUB	5	0	5
16	325	Saddik	Noah	CRG-PERFORMANCE	KOSMIC	3	0	3
17	311	Basile	Raffaele	MMC MOTORSPORT	MACH1	0	2	2