

WAKC Kerpen

Bambini+ light

Kerpen 1,107 Km

Freies Training

11.08.2019 09:00

Training (10:00 Zeit) gestartet um 9:00:02

Pos.	Nr.	Name	Wohnort	Fabrikat	Bewerber/Sponsor	Rnd.	Beste Zeit	Diff.	In Rd.	km/h
1	6	Ben Godenau	GER-Bergheim	Mach1/IAME Water	DS Kartsport/	10	52.641		9	75,705
2	11	Maximilian Schleimer	GER-Obertiefenbach	Sodi/IAME Watersv	Valier Motorsport/ADAC Mittelrhein/HAC S	10	52.864	0.223	10	75,386
3	8	Moritz Hauptenthal	GER-Losheim am See	Tony/IAME Watersv	Tony-Kart-Dischner/ADAC Saarland/MSC-L	11	52.952	0.311	6	75,261
4	22	Marcell Korchukov	GER-Wuppertal	CRG/IAME Watersv	MK-22 Racing-Team/Bugel-Taxi & Compan	10	53.030	0.389	9	75,150
5	195	Phil Colin Strenge	GER-Untersingen	EVO Kart/IAME	/Kirchheim i.T.	11	53.178	0.537	7	74,941
6	88	Matthew Huhn	GER-	DR/IAME	/NKS	11	53.229	0.588	10	74,869
7	26	Leon Hoffmann	GER-Bönnigstedt	CRG/IAME Watersv	SRP Racing Team/TH Rückbau GmbH	11	53.231	0.590	9	74,866
8	18	Julian Konrad	GER-Sinzig	CRG/IAME Watersv	RTG Kartsport/MSC Sinzig e.V. im ADAC	11	53.273	0.632	11	74,807
9	3	Tom Kalender	GER-Hamm Sieg	Mach 1/IAME Wate	DS Kartsport/ADAC Mittelrhein e.V. /RSC V	8	53.278	0.637	7	74,800
10	87	Luca Schwab	GER-Essen	Mach 1/IAME Wate	DS Kartsport/Kart Club Kerpen	11	53.423	0.782	11	74,597
11	4	Max Schlichenmeier	GER-Frankfurt	EVO Kart/IAME Wa	Ebert Motorsport/ADAC Hessen-Thüringen	11	53.467	0.826	10	74,536
12	34	Variato Wildemann	GER-Melle	Tony/IAME Watersv	RMW Motorsport/Ortsclub AC-Melle e.V. in	11	53.909	1.268	9	73,925
13	47	Johannes Flamm	GER-Much	TOPKART/IAME Wa	KARTSPORTflamm/RSC Westerwaldring e.	11	53.924	1.283	5	73,904
14	16	Alexander Mohr	GER-Hofheim	Tony/IAME Watersv	RS Motorsport/MSC Wittgenborn	10	53.945	1.304	8	73,875
15	5	Linus R. Helwig	GER-Nistertal	OTK / Tony /IAME \	RMW-Motorsport/ADAC Mittelrhein AMC U	11	53.978	1.337	11	73,830
16	19	Ennio Leib	GER-Ehringshausen	Tony/IAME Watersv	AC Wetzlar/RMW Motorsport	11	54.043	1.402	11	73,741
17	7	Yannick Hirsch	GER-Altenkirchen	Mach1/IAME Water	DS Kartsport/RSC Westerwaldring	11	54.289	1.648	10	73,407
18	91	Niklas Hirsch	GER-Altenkirchen	Mach1/IAME	DS Kartsport/RSC Westerwaldring	10	54.652	2.011	10	72,920
19	10	Morrison Class	GER-Lindenkrantz	CRG/Iame		10	54.717	2.076	10	72,833
20	9	Paul Moritz Doktor	GER-Fischbachtal / Nieder	CRG/IAME Watersv	CRG Deutschland/Doktor Motorsport	9	54.876	2.235	9	72,622
21	93	Tom Wickop	GER-Bottrop	CRG /IAME	Kartsport Lehnert/	9	55.589	2.948	9	71,690
22	95	Frederick Röhl	GER-Hünfeld			10	55.737	3.096	10	71,500
23	90	Max Hezel	GER-Fulda	Tony/IAME	Alljo-Hima-Team/Fuldaer AC e.V.	11	55.828	3.187	8	71,384
24	100	Sarah Röbener	GER-Kumhausen	CRG/IAME		10	55.857	3.216	6	71,346
25	107	Lutz Ohsenbrink	GER-Welver - Scheidingen	CRG /IAME	MSC-Werl/Kartsport Lehnert	10	56.891	4.250	10	70,050
26	17	Mathilda Paatz	GER-Köln	CRG/IAME Watersv	KCK Kerpen	4	56.967	4.326	2	69,956
27	102	Emma Dreiling	GER-Süderfarenstedt	Haase/IAME	AC Schleswig/Hemkemeyer	10	57.121	4.480	6	69,768
28	115	Julius Berthold	GER-Barsbüttel	Tony/Iame		10	57.194	4.553	9	69,679
29	92	Raphael Thomas	GER-Tawern	Topkart/IAME	Dischner Racing/MSC Konz	10	58.828	6.187	10	67,743

WAKC Kerpen

Bambini+ light

Kerpen 1,107 Km

Freies Training

11.08.2019 09:00

Training (10:00 Zeit) gestartet um 9:00:02

Runde	Rundenzeit	Diff.	Tageszeit
(6) Ben Godenau			
1	57.861	+5.220	9:02:05.561
2	54.893	+2.252	9:03:00.454
3	54.125	+1.484	9:03:54.579
4	53.479	+0.838	9:04:48.058
5	53.847	+1.206	9:05:41.905
6	53.163	+0.522	9:06:35.068
7	55.169	+2.528	9:07:30.237
8	52.993	+0.352	9:08:23.230
9	52.641		9:09:15.871
10	53.099	+0.458	9:10:08.970

Runde	Rundenzeit	Diff.	Tageszeit
(11) Maximilian Schleimer			
1	57.246	+4.382	9:02:00.139
2	54.974	+2.110	9:02:55.113
3	54.285	+1.421	9:03:49.398
4	53.366	+0.502	9:04:42.764
5	53.558	+0.694	9:05:36.322
6	53.305	+0.441	9:06:29.627
7	53.186	+0.322	9:07:22.813
8	56.467	+3.603	9:08:19.280
9	53.304	+0.440	9:09:12.584
10	52.864		9:10:05.448

Runde	Rundenzeit	Diff.	Tageszeit
(8) Moritz Haupenthal			
1	1:01.391	+8.439	9:01:27.734
2	54.837	+1.885	9:02:22.571
3	55.180	+2.228	9:03:17.751
4	53.405	+0.453	9:04:11.156
5	53.224	+0.272	9:05:04.380
6	52.952		9:05:57.332
7	53.195	+0.243	9:06:50.527
8	53.291	+0.339	9:07:43.818
9	53.058	+0.106	9:08:36.876
10	53.637	+0.685	9:09:30.513
11	54.038	+1.086	9:10:24.551

Runde	Rundenzeit	Diff.	Tageszeit
(22) Marcell Korchukov			
1	59.814	+6.784	9:01:29.823
2	55.807	+2.777	9:02:25.630
3	54.046	+1.016	9:03:19.676
4	53.990	+0.960	9:04:13.666
5	53.298	+0.268	9:05:06.964
6	53.328	+0.298	9:06:00.292
7	53.204	+0.174	9:06:53.496
8	53.074	+0.044	9:07:46.570
9	53.030		9:08:39.600
10	54.737	+1.707	9:09:34.337

Runde	Rundenzeit	Diff.	Tageszeit
(195) Phil Colin Strenge			
1	58.830	+5.652	9:01:24.680
2	55.252	+2.074	9:02:19.932
3	55.127	+1.949	9:03:15.059
4	54.177	+0.999	9:04:09.236
5	53.417	+0.239	9:05:02.653
6	53.294	+0.116	9:05:55.947
7	53.178		9:06:49.125
8	53.322	+0.144	9:07:42.447
9	53.367	+0.189	9:08:35.814
10	54.442	+1.264	9:09:30.256
11	53.594	+0.416	9:10:23.850

Runde	Rundenzeit	Diff.	Tageszeit
(88) Matthew Huhn			
1	58.913	+5.684	9:01:12.848
2	57.824	+4.595	9:02:10.672

Runde	Rundenzeit	Diff.	Tageszeit
3	55.463	+2.234	9:03:06.135
4	54.130	+0.901	9:04:00.265
5	54.561	+1.332	9:04:54.826
6	54.135	+0.906	9:05:48.961
7	54.598	+1.369	9:06:43.559
8	53.536	+0.307	9:07:37.095
9	53.643	+0.414	9:08:30.738
10	53.229		9:09:23.967
11	53.335	+0.106	9:10:17.302

Runde	Rundenzeit	Diff.	Tageszeit
(26) Leon Hoffmann			
1	58.517	+5.286	9:01:24.121
2	55.224	+1.993	9:02:19.345
3	54.510	+1.279	9:03:13.855
4	53.981	+0.750	9:04:07.836
5	53.618	+0.387	9:05:01.454
6	53.516	+0.285	9:05:54.970
7	53.288	+0.057	9:06:48.258
8	54.080	+0.849	9:07:42.338
9	53.231		9:08:35.569
10	54.861	+1.630	9:09:30.430
11	53.726	+0.495	9:10:24.156

Runde	Rundenzeit	Diff.	Tageszeit
(18) Julian Konrad			
1	58.518	+5.245	9:01:13.582
2	55.795	+2.522	9:02:09.377
3	55.762	+2.489	9:03:05.139
4	54.864	+1.591	9:04:00.003
5	55.271	+1.998	9:04:55.274
6	53.545	+0.272	9:05:48.819
7	53.879	+0.606	9:06:42.698
8	54.593	+1.320	9:07:37.291
9	53.597	+0.324	9:08:30.888
10	53.660	+0.387	9:09:24.548
11	53.273		9:10:17.821

Runde	Rundenzeit	Diff.	Tageszeit
(3) Tom Kalender			
1	1:56.172	+1:02.894	9:02:09.768
2	55.947	+2.669	9:03:05.715
3	54.367	+1.089	9:04:00.082
4	3:11.676	+2:18.398	9:07:11.758
5	54.892	+1.614	9:08:06.650
6	53.321	+0.043	9:08:59.971
7	53.278		9:09:53.249
8	53.312	+0.034	9:10:46.561

Runde	Rundenzeit	Diff.	Tageszeit
(87) Luca Schwab			
1	1:17.403	+23.980	9:01:31.755
2	56.785	+3.362	9:02:28.540
3	55.082	+1.659	9:03:23.622
4	53.582	+0.159	9:04:17.204
5	53.813	+0.390	9:05:11.017
6	53.810	+0.387	9:06:04.827
7	53.512	+0.089	9:06:58.339
8	53.629	+0.206	9:07:51.968
9	53.442	+0.019	9:08:45.410
10	54.186	+0.763	9:09:39.596
11	53.423		9:10:33.019

Runde	Rundenzeit	Diff.	Tageszeit
(4) Max Schlichenmeier			
1	58.048	+4.581	9:01:13.934
2	55.809	+2.342	9:02:09.743
3	55.286	+1.819	9:03:05.029
4	1:29.343	+35.876	9:04:34.372
5	54.951	+1.484	9:05:29.323
6	53.948	+0.481	9:06:23.271

Runde	Rundenzeit	Diff.	Tageszeit
7	53.994	+0.527	9:07:17.265
8	53.812	+0.345	9:08:11.077
9	53.633	+0.166	9:09:04.710
10	53.467		9:09:58.177
11	53.723	+0.256	9:10:51.900

Runde	Rundenzeit	Diff.	Tageszeit
(34) Variato Wildemann			
1	59.968	+6.059	9:01:29.707
2	57.482	+3.573	9:02:27.189
3	55.032	+1.123	9:03:22.221
4	54.455	+0.546	9:04:16.676
5	53.916	+0.007	9:05:10.592
6	54.162	+0.253	9:06:04.754
7	54.134	+0.225	9:06:58.888
8	54.181	+0.272	9:07:53.069
9	53.909		9:08:46.978
10	54.478	+0.569	9:09:41.456
11	54.131	+0.222	9:10:35.587

Runde	Rundenzeit	Diff.	Tageszeit
(47) Johannes Flamm			
1	59.602	+5.678	9:01:35.385
2	57.329	+3.405	9:02:32.714
3	55.493	+1.569	9:03:28.207
4	54.593	+0.669	9:04:22.800
5	53.924		9:05:16.724
6	54.144	+0.220	9:06:10.868
7	54.121	+0.197	9:07:04.989
8	54.184	+0.260	9:07:59.173
9	54.922	+0.998	9:08:54.095
10	54.216	+0.292	9:09:48.311
11	53.936	+0.012	9:10:42.247

Runde	Rundenzeit	Diff.	Tageszeit
(16) Alexander Mohr			
1	1:02.036	+8.091	9:02:09.309
2	57.798	+3.853	9:03:07.107
3	55.302	+1.357	9:04:02.409
4	54.923	+0.978	9:04:57.332
5	54.498	+0.553	9:05:51.830
6	54.508	+0.563	9:06:46.338
7	56.142	+2.197	9:07:42.480
8	53.945		9:08:36.425
9	55.155	+1.210	9:09:31.580
10	54.049	+0.104	9:10:25.629

Runde	Rundenzeit	Diff.	Tageszeit
(5) Linus R. Helwig			
1	1:02.637	+8.659	9:01:29.565
2	58.179	+4.201	9:02:27.744
3	55.725	+1.747	9:03:23.469
4	55.127	+1.149	9:04:18.596
5	55.300	+1.322	9:05:13.896
6	55.058	+1.080	9:06:08.954
7	54.839	+0.861	9:07:03.793
8	55.075	+1.097	9:07:58.868
9	55.871	+1.893	9:08:54.739
10	54.189	+0.211	9:09:48.928
11	53.978		9:10:42.906

Runde	Rundenzeit	Diff.	Tageszeit
(19) Ennio Leib			
1	1:00.210	+6.167	9:01:32.610
2	59.094	+5.051	9:02:31.704
3	55.128	+1.085	9:03:26.832
4	55.468	+1.425	9:04:22.300
5	54.345	+0.302	9:05:16.645
6	54.117	+0.074	9:06:10.762
7	54.051	+0.008	9:07:04.813
8	54.161	+0.118	9:07:58.974

WAKC Kerpen

Bambini+ light

Kerpen 1,107 Km

Freies Training

11.08.2019 09:00

Training (10:00 Zeit) gestartet um 9:00:02

Runde	Rundenzeit	Diff.	Tageszeit
9	55.363	+1.320	9:08:54.337
10	54.148	+0.105	9:09:48.485
11	54.043		9:10:42.528

(7) Yannick Hirsch

Runde	Rundenzeit	Diff.	Tageszeit
1	1:00.271	+5.982	9:01:25.424
2	56.505	+2.216	9:02:21.929
3	57.140	+2.851	9:03:19.069
4	55.305	+1.016	9:04:14.374
5	54.764	+0.475	9:05:09.138
6	54.895	+0.606	9:06:04.033
7	54.570	+0.281	9:06:58.603
8	54.937	+0.648	9:07:53.540
9	54.503	+0.214	9:08:48.043
10	54.289		9:09:42.332
11	54.708	+0.419	9:10:37.040

(91) Niklas Hirsch

Runde	Rundenzeit	Diff.	Tageszeit
1	1:01.567	+6.915	9:01:33.213
2	59.022	+4.370	9:02:32.235
3	55.983	+1.331	9:03:28.218
4	55.633	+0.981	9:04:23.851
5	1:04.674	+10.022	9:05:28.525
6	55.566	+0.914	9:06:24.091
7	55.445	+0.793	9:07:19.536
8	55.921	+1.269	9:08:15.457
9	55.302	+0.650	9:09:10.759
10	54.652		9:10:05.411

(10) Morrison Class

Runde	Rundenzeit	Diff.	Tageszeit
1	1:04.613	+9.896	9:01:40.234
2	58.180	+3.463	9:02:38.414
3	58.242	+3.525	9:03:36.656
4	59.204	+4.487	9:04:35.860
5	56.343	+1.626	9:05:32.203
6	54.771	+0.054	9:06:26.974
7	55.627	+0.910	9:07:22.601
8	56.806	+2.089	9:08:19.407
9	55.810	+1.093	9:09:15.217
10	54.717		9:10:09.934

(9) Paul Moritz Doktor

Runde	Rundenzeit	Diff.	Tageszeit
1	1:02.968	+8.092	9:01:32.523
2	58.428	+3.552	9:02:30.951
3	1:21.519	+26.643	9:03:52.470
4	56.075	+1.199	9:04:48.545
5	56.087	+1.211	9:05:44.632
6	1:46.657	+51.781	9:07:31.289
7	56.120	+1.244	9:08:27.409
8	55.397	+0.521	9:09:22.806
9	54.876		9:10:17.682

(93) Tom Wickop

Runde	Rundenzeit	Diff.	Tageszeit
1	1:02.037	+6.448	9:01:48.383
2	57.553	+1.964	9:02:45.936
3	56.674	+1.085	9:03:42.610
4	56.653	+1.064	9:04:39.263
5	1:02.639	+7.050	9:05:41.902
6	1:04.086	+8.497	9:06:45.988
7	1:55.336	+59.747	9:08:41.324
8	1:00.025	+4.436	9:09:41.349
9	55.589		9:10:36.938

(95) Frederick Röll

Runde	Rundenzeit	Diff.	Tageszeit
1	1:03.334	+7.597	9:01:28.772
2	59.446	+3.709	9:02:28.218

Runde	Rundenzeit	Diff.	Tageszeit
3	57.385	+1.648	9:03:25.603
4	57.172	+1.435	9:04:22.775
5	1:02.357	+6.620	9:05:25.132
6	57.229	+1.492	9:06:22.361
7	57.834	+2.097	9:07:20.195
8	56.615	+0.878	9:08:16.810
9	55.773	+0.036	9:09:12.583
10	55.737		9:10:08.320

(90) Max Hezel

Runde	Rundenzeit	Diff.	Tageszeit
1	1:02.302	+6.474	9:01:19.533
2	59.370	+3.542	9:02:18.903
3	1:00.077	+4.249	9:03:18.980
4	57.562	+1.734	9:04:16.542
5	57.210	+1.382	9:05:13.752
6	56.712	+0.884	9:06:10.464
7	56.619	+0.791	9:07:07.083
8	55.828		9:08:02.911
9	56.135	+0.307	9:08:59.046
10	56.413	+0.585	9:09:55.459
11	56.390	+0.562	9:10:51.849

(100) Sarah Rößener

Runde	Rundenzeit	Diff.	Tageszeit
1	1:02.042	+6.185	9:01:32.483
2	1:02.400	+6.543	9:02:34.883
3	59.619	+3.762	9:03:34.502
4	57.319	+1.462	9:04:31.821
5	57.344	+1.487	9:05:29.165
6	55.857		9:06:25.022
7	56.873	+1.016	9:07:21.895
8	57.071	+1.214	9:08:18.966
9	56.678	+0.821	9:09:15.644
10	56.305	+0.448	9:10:11.949

(107) Lutz Ohsenbrink

Runde	Rundenzeit	Diff.	Tageszeit
1	1:04.777	+7.886	9:01:36.252
2	59.375	+2.484	9:02:35.627
3	1:00.840	+3.949	9:03:36.467
4	59.658	+2.767	9:04:36.125
5	59.427	+2.536	9:05:35.552
6	57.748	+0.857	9:06:33.300
7	59.336	+2.445	9:07:32.636
8	58.123	+1.232	9:08:30.759
9	57.792	+0.901	9:09:28.551
10	56.891		9:10:25.442

(17) Mathilda Paatz

Runde	Rundenzeit	Diff.	Tageszeit
1	1:00.026	+3.059	9:01:16.409
2	56.967		9:02:13.376
3	3:39.804	+2:42.837	9:05:53.180
4	57.994	+1.027	9:06:51.174

(102) Emma Dreiling

Runde	Rundenzeit	Diff.	Tageszeit
1	1:03.050	+5.929	9:01:36.647
2	1:06.382	+9.261	9:02:43.029
3	58.969	+1.848	9:03:41.998
4	58.330	+1.209	9:04:40.328
5	57.290	+0.169	9:05:37.618
6	57.121		9:06:34.739
7	1:00.553	+3.432	9:07:35.292
8	58.937	+1.816	9:08:34.229
9	1:00.047	+2.926	9:09:34.276
10	58.720	+1.599	9:10:32.996

(115) Julius Berthold

Runde	Rundenzeit	Diff.	Tageszeit
1	1:02.537	+5.343	9:01:38.917

Runde	Rundenzeit	Diff.	Tageszeit
2	59.343	+2.149	9:02:38.260
3	59.123	+1.929	9:03:37.383
4	58.942	+1.748	9:04:36.325
5	59.460	+2.266	9:05:35.785
6	57.774	+0.580	9:06:33.559
7	59.421	+2.227	9:07:32.980
8	57.673	+0.479	9:08:30.653
9	57.194		9:09:27.847
10	57.408	+0.214	9:10:25.255

(92) Raphael Thomas

Runde	Rundenzeit	Diff.	Tageszeit
1	1:07.308	+8.480	9:01:32.320
2	1:02.381	+3.553	9:02:34.701
3	1:01.475	+2.647	9:03:36.176
4	59.534	+0.706	9:04:35.710
5	59.704	+0.876	9:05:35.414
6	59.033	+0.205	9:06:34.447
7	1:00.444	+1.616	9:07:34.891
8	59.086	+0.258	9:08:33.977
9	59.456	+0.628	9:09:33.433
10	58.828		9:10:32.261

WAKC Kerpen
Bambini+ light

VERSION 1

Kerpen 1,107 Km
Zeittraining
11.08.2019 10:45
Qualifikation (10:00 Zeit) gestartet um 11:05:36

Pos.	Nr.	Name	Wohnort	Fabrikat	Bewerber/Sponsor	Rnd.	Beste Zeit	Diff.	In Rd.	km/h
1	11	Maximilian Schleimer	GER-Obertiefenbach	Sodi/IAME Watersv	Valier Motorsport/ADAC Mittelrhein/HAC S	11	52.226		5	76,307
2	26	Leon Hoffmann	GER-Böningstedt	CRG/IAME Watersv	SRP Racing Team/TH Rückbau GmbH	11	52.238	0.012	6	76,289
3	8	Moritz Hauptenthal	GER-Losheim am See	Tony/IAME Watersv	Tony-Kart-Dischner/ADAC Saarland/MSC-L	12	52.300	0.074	9	76,199
4	6	Ben Godenau	GER-Bergheim	Mach1/IAME Water	DS Kartsport/	11	52.355	0.129	11	76,119
5	88	Matthew Huhn	GER-	DR/IAME	/NKS	12	52.492	0.266	8	75,920
6	195	Phil Colin Strenge	GER-Untersengen	EVO Kart/IAME	/Kirchheim i.T.	11	52.509	0.283	5	75,896
7	3	Tom Kalender	GER-Hamm Sieg	Mach 1/IAME Wate	DS Kartsport/ADAC Mittelrhein e.V. /RSC v	12	52.529	0.303	10	75,867
8	87	Luca Schwab	GER-Essen	Mach 1/IAME Wate	DS Kartsport/Kart Club Kerpen	12	52.614	0.388	7	75,744
9	4	Max Schlichenmeier	GER-Frankfurt	EVO Kart/IAME Wa	Ebert Motorsport/ADAC Hessen-Thüringen	11	52.627	0.401	10	75,725
10	18	Julian Konrad	GER-Sinzig	CRG/IAME Watersv	RTG Kartsport/MSC Sinzig e.V. im ADAC	11	52.948	0.722	8	75,266
11	47	Johannes Flamm	GER-Much	TOPKART/IAME Wa	KARTSPORTflamm/RSC Westerwaldring e.	11	52.952	0.726	10	75,261
12	34	Variato Wildemann	GER-Melle	Tony/IAME Watersv	RMW Motorsport/Ortsclub AC-Melle e.V. in	11	53.090	0.864	11	75,065
13	7	Yannick Hirsch	GER-Altenkirchen	Mach1/IAME Water	DS Kartsport/RSC Westerwaldring	11	53.115	0.889	5	75,030
14	16	Alexander Mohr	GER-Hofheim	Tony/IAME Watersv	RS Motorsport/MSC Wittgenborn	10	53.381	1.155	9	74,656
15	19	Ennio Leib	GER-Ehringshausen	Tony/IAME Watersv	AC Wetzlar/RMW Motorsport	11	53.528	1.302	9	74,451
16	17	Mathilda Paatz	GER-Köln	CRG/IAME Watersv	KCK Kerpen	11	53.594	1.368	6	74,359
17	5	Linus R. Helwig	GER-Nistertal	OTK / Tony /IAME \	RMW-Motorsport/ADAC Mittelrhein AMC U	11	53.711	1.485	9	74,197
18	9	Paul Moritz Doktor	GER-Fischbachtal / Nieder	CRG/IAME Watersv	CRG Deutschland/Doktor Motorsport	11	53.722	1.496	9	74,182
19	91	Niklas Hirsch	GER-Altenkirchen	Mach1/IAME	DS Kartsport/RSC Westerwaldring	11	54.181	1.955	9	73,553
20	10	Morrison Class	GER-Lindenkrantz	CRG/Iame		11	54.247	2.021	5	73,464
21	107	Lutz Ohsenbrink	GER-Welver - Scheidingen	CRG /IAME	MSC-Werl/Kartsport Lehnert	11	54.968	2.742	9	72,500
22	100	Sarah Röbener	GER-Kumhausen	CRG/IAME		11	55.164	2.938	5	72,243
23	95	Frederick Röll	GER-Hünfeld			11	55.180	2.954	9	72,222
24	93	Tom Wickop	GER-Bottrop	CRG /IAME	Kartsport Lehnert/	11	55.206	2.980	9	72,188
25	90	Max Hezel	GER-Fulda	Tony/IAME	Alljo-Hima-Team/Fuldaer AC e.V.	11	55.223	2.997	11	72,166
26	102	Emma Dreiling	GER-Süderfarenstedt	Haase/IAME	AC Schleswig/Hemkemeyer	10	56.264	4.038	8	70,830
27	92	Raphael Thomas	GER-Tawern	Topkart/IAME	Dischner Racing/MSC Konz	10	56.381	4.155	6	70,683
28	12	Paul Rehlinger	GER-Wadern	EXPRIT /IAME Wat	Dischner Kartsport/MSC Losheim im ADAC	1	59.341	7.115	1	67,158

Nicht gewertet:

XC	22	Marcell Korchukov	GER-Wuppertal	CRG/IAME Watersv	MK-22 Racing-Team/Bugel-Taxi & Compan	11	52.544		6	75,845
XC	44	Tobias Feeser	GER-Heilbronn	Jesolo/IAME	MSC Nussloch e.V. ADAC/TR Motorsport	11	52.647		7	75,697
XC	115	Julius Berthold	GER-Barsbüttel	Tony/Iame		10	55.699		10	71,549

Bemerkungen

 Ergebnis vorbehaltlich technischen und sportlichen Nachuntersuchung
 #115, #22, #44 Wertungsverlust Zeittraining, Technik

Reg-Nr.: K04/2019
Orbits

Rennleiter Andreas Ehm

Zeitnahme Monika Riehmers

Gedruckt: 11.08.2019 12:35:06

Aushang:

h

WAKC Kerpen

Bambini+ light

Kerpen 1,107 Km

Zeittraining

11.08.2019 10:45

Qualifikation (10:00 Zeit) gestartet um 11:05:36

Runde	Rundenzeit	Diff.	Tageszeit
(11) Maximilian Schleimer			
1	55.316	+3.090	11:07:32.669
2	53.528	+1.302	11:08:26.197
3	52.775	+0.549	11:09:18.972
4	52.653	+0.427	11:10:11.625
5	52.226		11:11:03.851
6	52.272	+0.046	11:11:56.123
7	52.787	+0.561	11:12:48.910
8	52.710	+0.484	11:13:41.620
9	54.392	+2.166	11:14:36.012
10	52.518	+0.292	11:15:28.530
11	52.358	+0.132	11:16:20.888

Runde	Rundenzeit	Diff.	Tageszeit
(26) Leon Hoffmann			
1	55.099	+2.861	11:07:32.992
2	53.292	+1.054	11:08:26.284
3	52.892	+0.654	11:09:19.176
4	52.611	+0.373	11:10:11.787
5	52.331	+0.093	11:11:04.118
6	52.238		11:11:56.356
7	52.796	+0.558	11:12:49.152
8	52.630	+0.392	11:13:41.782
9	54.336	+2.098	11:14:36.118
10	52.529	+0.291	11:15:28.647
11	52.427	+0.189	11:16:21.074

Runde	Rundenzeit	Diff.	Tageszeit
(8) Moritz Haupenthal			
1	56.478	+4.178	11:06:43.982
2	54.175	+1.875	11:07:38.157
3	53.685	+1.385	11:08:31.842
4	53.117	+0.817	11:09:24.959
5	52.690	+0.390	11:10:17.649
6	53.294	+0.994	11:11:10.943
7	52.829	+0.529	11:12:03.772
8	52.809	+0.509	11:12:56.581
9	52.300		11:13:48.881
10	52.909	+0.609	11:14:41.790
11	52.929	+0.629	11:15:34.719
12	54.261	+1.961	11:16:28.980

Runde	Rundenzeit	Diff.	Tageszeit
(6) Ben Godenau			
1	56.303	+3.948	11:07:30.604
2	53.657	+1.302	11:08:24.261
3	53.034	+0.679	11:09:17.295
4	53.089	+0.734	11:10:10.384
5	52.607	+0.252	11:11:02.991
6	52.614	+0.259	11:11:55.605
7	52.909	+0.554	11:12:48.514
8	52.617	+0.262	11:13:41.131
9	53.171	+0.816	11:14:34.302
10	52.551	+0.196	11:15:26.853
11	52.355		11:16:19.208

Runde	Rundenzeit	Diff.	Tageszeit
(88) Matthew Huhn			
1	56.041	+3.549	11:06:42.161
2	54.105	+1.613	11:07:36.266
3	53.534	+1.042	11:08:29.800
4	52.837	+0.345	11:09:22.637
5	52.696	+0.204	11:10:15.333
6	53.592	+1.100	11:11:08.925
7	52.665	+0.173	11:12:01.590
8	52.492		11:12:54.082
9	53.963	+1.471	11:13:48.045
10	53.058	+0.566	11:14:41.103
11	52.706	+0.214	11:15:33.809

Runde	Rundenzeit	Diff.	Tageszeit
(195) Phil Colin Strenge			
12	52.997	+0.505	11:16:26.806
1	57.103	+4.594	11:06:45.444
2	54.094	+1.585	11:07:39.538
3	55.223	+2.714	11:08:34.761
4	53.412	+0.903	11:09:28.173
5	52.509		11:10:20.682
6	52.729	+0.220	11:11:13.411
7	53.200	+0.691	11:12:06.611
8	53.189	+0.680	11:12:59.800
9	52.924	+0.415	11:13:52.724
10	52.664	+0.155	11:14:45.388
11	52.742	+0.233	11:15:38.130

Runde	Rundenzeit	Diff.	Tageszeit
(3) Tom Kalender			
1	56.053	+3.524	11:06:41.592
2	54.270	+1.741	11:07:35.862
3	53.406	+0.877	11:08:29.268
4	52.934	+0.405	11:09:22.202
5	52.790	+0.261	11:10:14.992
6	53.427	+0.898	11:11:08.419
7	52.668	+0.139	11:12:01.087
8	52.686	+0.157	11:12:53.773
9	54.580	+2.051	11:13:48.353
10	52.529		11:14:40.882
11	52.809	+0.280	11:15:33.691
12	52.997	+0.468	11:16:26.688

Runde	Rundenzeit	Diff.	Tageszeit
(22) Marcell Korchukov			
1	57.198	+4.654	11:06:46.416
2	54.236	+1.692	11:07:40.652
3	55.181	+2.637	11:08:35.833
4	53.191	+0.647	11:09:29.024
5	52.722	+0.178	11:10:21.746
6	52.544		11:11:14.290
7	54.428	+1.884	11:12:08.718
8	53.245	+0.701	11:13:01.963
9	53.096	+0.552	11:13:55.059
10	52.764	+0.220	11:14:47.823
11	53.256	+0.712	11:15:41.079

Runde	Rundenzeit	Diff.	Tageszeit
(87) Luca Schwab			
1	56.074	+3.460	11:06:41.872
2	54.159	+1.545	11:07:36.031
3	53.548	+0.934	11:08:29.579
4	52.882	+0.268	11:09:22.461
5	52.709	+0.095	11:10:15.170
6	53.552	+0.938	11:11:08.722
7	52.614		11:12:01.336
8	52.629	+0.015	11:12:53.965
9	53.952	+1.338	11:13:47.917
10	53.744	+1.130	11:14:41.661
11	53.179	+0.565	11:15:34.840
12	53.882	+1.268	11:16:28.722

Runde	Rundenzeit	Diff.	Tageszeit
(4) Max Schlichenmeier			
1	56.770	+4.143	11:06:46.578
2	53.913	+1.286	11:07:40.491
3	54.549	+1.922	11:08:35.040
4	53.462	+0.835	11:09:28.502
5	52.887	+0.260	11:10:21.389
6	52.795	+0.168	11:11:14.184
7	52.642	+0.015	11:12:06.826
8	53.134	+0.507	11:12:59.960
9	53.055	+0.428	11:13:53.015

Runde	Rundenzeit	Diff.	Tageszeit
10	52.627		11:14:45.642
11	52.820	+0.193	11:15:38.462

Runde	Rundenzeit	Diff.	Tageszeit
(44) Tobias Feeser			
1	56.603	+3.956	11:07:16.272
2	53.912	+1.265	11:08:10.184
3	53.540	+0.893	11:09:03.724
4	53.632	+0.985	11:09:57.356
5	53.578	+0.931	11:10:50.934
6	53.245	+0.598	11:11:44.179
7	52.647		11:12:36.826
8	55.600	+2.953	11:13:32.426
9	53.599	+0.952	11:14:26.025
10	53.297	+0.650	11:15:19.322
11	53.075	+0.428	11:16:12.397

Runde	Rundenzeit	Diff.	Tageszeit
(18) Julian Konrad			
1	56.112	+3.164	11:06:44.220
2	54.546	+1.598	11:07:38.766
3	54.125	+1.177	11:08:32.891
4	54.100	+1.152	11:09:26.991
5	53.668	+0.720	11:10:20.659
6	53.418	+0.470	11:11:14.077
7	53.107	+0.159	11:12:07.184
8	52.948		11:13:00.132
9	53.529	+0.581	11:13:53.661
10	53.333	+0.385	11:14:46.994
11	53.648	+0.700	11:15:40.642

Runde	Rundenzeit	Diff.	Tageszeit
(47) Johannes Flamm			
1	58.704	+5.752	11:06:57.193
2	54.439	+1.487	11:07:51.632
3	54.933	+1.981	11:08:46.565
4	53.608	+0.656	11:09:40.173
5	53.548	+0.596	11:10:33.721
6	53.265	+0.313	11:11:26.986
7	53.185	+0.233	11:12:20.171
8	53.645	+0.693	11:13:13.816
9	53.269	+0.317	11:14:07.085
10	52.952		11:15:00.037
11	53.666	+0.714	11:15:53.703

Runde	Rundenzeit	Diff.	Tageszeit
(34) Variato Wildemann			
1	58.979	+5.889	11:07:02.144
2	1:02.380	+9.290	11:08:04.524
3	57.027	+3.937	11:09:01.551
4	1:03.040	+9.950	11:10:04.591
5	53.992	+0.902	11:10:58.583
6	53.444	+0.354	11:11:52.027
7	58.260	+5.170	11:12:50.287
8	53.556	+0.466	11:13:43.843
9	53.355	+0.265	11:14:37.198
10	53.092	+0.002	11:15:30.290
11	53.090		11:16:23.380

Runde	Rundenzeit	Diff.	Tageszeit
(7) Yannick Hirsch			
1	57.000	+3.885	11:07:18.007
2	54.471	+1.356	11:08:12.478
3	53.749	+0.634	11:09:06.227
4	53.436	+0.321	11:09:59.663
5	53.115		11:10:52.778
6	55.331	+2.216	11:11:48.109
7	53.321	+0.206	11:12:41.430
8	53.361	+0.246	11:13:34.791
9	54.131	+1.016	11:14:28.922
10	53.245	+0.130	11:15:22.167

WAKC Kerpen

Bambini+ light

Kerpen 1,107 Km

Zeittraining

11.08.2019 10:45

Qualifikation (10:00 Zeit) gestartet um 11:05:36

Runde	Rundenzeit	Diff.	Tageszeit
11	53.262	+0.147	11:16:15.429

(16) Alexander Mohr

1	58.235	+4.854	11:07:32.173
2	55.350	+1.969	11:08:27.523
3	54.278	+0.897	11:09:21.801
4	54.653	+1.272	11:10:16.454
5	54.501	+1.120	11:11:10.955
6	55.503	+2.122	11:12:06.458
7	54.862	+1.481	11:13:01.320
8	53.646	+0.265	11:13:54.966
9	53.381		11:14:48.347
10	53.746	+0.365	11:15:42.093

(19) Ennio Leib

1	58.365	+4.837	11:06:57.367
2	57.539	+4.011	11:07:54.906
3	55.632	+2.104	11:08:50.538
4	53.752	+0.224	11:09:44.290
5	54.547	+1.019	11:10:38.837
6	54.339	+0.811	11:11:33.176
7	53.941	+0.413	11:12:27.117
8	53.673	+0.145	11:13:20.790
9	53.528		11:14:14.318
10	53.685	+0.157	11:15:08.003
11	53.577	+0.049	11:16:01.580

(17) Mathilda Paatz

1	57.872	+4.278	11:06:48.139
2	54.637	+1.043	11:07:42.776
3	55.785	+2.191	11:08:38.561
4	1:13.007	+19.413	11:09:51.568
5	55.285	+1.691	11:10:46.853
6	53.594		11:11:40.447
7	54.438	+0.844	11:12:34.885
8	54.682	+1.088	11:13:29.567
9	1:10.806	+17.212	11:14:40.373
10	53.770	+0.176	11:15:34.143
11	54.440	+0.846	11:16:28.583

(5) Linus R. Helwig

1	58.689	+4.978	11:07:00.145
2	55.363	+1.652	11:07:55.508
3	1:01.228	+7.517	11:08:56.736
4	55.044	+1.333	11:09:51.780
5	56.115	+2.404	11:10:47.895
6	54.111	+0.400	11:11:42.006
7	53.724	+0.013	11:12:35.730
8	54.496	+0.785	11:13:30.226
9	53.711		11:14:23.937
10	56.506	+2.795	11:15:20.443
11	1:13.629	+19.918	11:16:34.072

(9) Paul Moritz Doktor

1	58.505	+4.783	11:07:02.547
2	57.470	+3.748	11:08:00.017
3	57.029	+3.307	11:08:57.046
4	54.937	+1.215	11:09:51.983
5	54.571	+0.849	11:10:46.554
6	53.804	+0.082	11:11:40.358
7	53.753	+0.031	11:12:34.111
8	54.026	+0.304	11:13:28.137
9	53.722		11:14:21.859
10	56.784	+3.062	11:15:18.643
11	54.263	+0.541	11:16:12.906

Runde	Rundenzeit	Diff.	Tageszeit
(91) Niklas Hirsch			
1	57.939	+3.758	11:06:57.585
2	56.638	+2.457	11:07:54.223
3	54.912	+0.731	11:08:49.135
4	54.324	+0.143	11:09:43.459
5	55.634	+1.453	11:10:39.093
6	54.338	+0.157	11:11:33.431
7	54.320	+0.139	11:12:27.751
8	54.562	+0.381	11:13:22.313
9	54.181		11:14:16.494
10	54.440	+0.259	11:15:10.934
11	54.449	+0.268	11:16:05.383

(10) Morrison Class

1	58.982	+4.735	11:06:57.344
2	58.028	+3.781	11:07:55.372
3	1:03.802	+9.555	11:08:59.174
4	55.092	+0.845	11:09:54.266
5	54.247		11:10:48.513
6	1:02.543	+8.296	11:11:51.056
7	54.612	+0.365	11:12:45.668
8	55.285	+1.038	11:13:40.953
9	55.944	+1.697	11:14:36.897
10	54.992	+0.745	11:15:31.889
11	54.794	+0.547	11:16:26.683

(107) Lutz Ohsenbrink

1	1:00.618	+5.650	11:06:52.812
2	57.407	+2.439	11:07:50.219
3	57.234	+2.266	11:08:47.453
4	55.915	+0.947	11:09:43.368
5	56.277	+1.309	11:10:39.645
6	55.430	+0.462	11:11:35.075
7	55.399	+0.431	11:12:30.474
8	55.103	+0.135	11:13:25.577
9	54.968		11:14:20.545
10	55.738	+0.770	11:15:16.283
11	54.989	+0.021	11:16:11.272

(100) Sarah Rößener

1	1:08.957	+13.793	11:07:06.397
2	58.823	+3.659	11:08:05.220
3	56.087	+0.923	11:09:01.307
4	55.897	+0.733	11:09:57.204
5	55.164		11:10:52.368
6	57.140	+1.976	11:11:49.508
7	55.818	+0.654	11:12:45.326
8	55.296	+0.132	11:13:40.622
9	55.305	+0.141	11:14:35.927
10	55.831	+0.667	11:15:31.758
11	56.758	+1.594	11:16:28.516

(95) Frederick Röll

1	59.303	+4.123	11:06:57.103
2	57.062	+1.882	11:07:54.165
3	56.358	+1.178	11:08:50.523
4	55.335	+0.155	11:09:45.858
5	55.877	+0.697	11:10:41.735
6	55.636	+0.456	11:11:37.371
7	55.334	+0.154	11:12:32.705
8	55.273	+0.093	11:13:27.978
9	55.180		11:14:23.158
10	56.115	+0.935	11:15:19.273
11	55.252	+0.072	11:16:14.525

(93) Tom Wickop

1			
---	--	--	--

Runde	Rundenzeit	Diff.	Tageszeit
1	58.766	+3.560	11:06:47.701
2	56.661	+1.455	11:07:44.362
3	56.641	+1.435	11:08:41.003
4	55.602	+0.396	11:09:36.605
5	55.278	+0.072	11:10:31.883
6	55.642	+0.436	11:11:27.525
7	55.285	+0.079	11:12:22.810
8	55.788	+0.582	11:13:18.598
9	55.206		11:14:13.804
10	1:06.288	+11.082	11:15:20.092
11	55.274	+0.068	11:16:15.366

(90) Max Hezel

1	1:03.837	+8.614	11:06:50.573
2	57.443	+2.220	11:07:48.016
3	56.079	+0.856	11:08:44.095
4	56.120	+0.897	11:09:40.215
5	56.870	+1.647	11:10:37.085
6	56.050	+0.827	11:11:33.135
7	55.939	+0.716	11:12:29.074
8	55.336	+0.113	11:13:24.410
9	55.237	+0.014	11:14:19.647
10	55.493	+0.270	11:15:15.140
11	55.223		11:16:10.363

(115) Julius Berthold

1	59.804	+4.105	11:07:02.027
2	58.187	+2.488	11:08:00.214
3	58.521	+2.822	11:08:58.735
4	56.263	+0.564	11:09:54.998
5	56.562	+0.863	11:10:51.560
6	56.237	+0.538	11:11:47.797
7	56.292	+0.593	11:12:44.089
8	56.334	+0.635	11:13:40.423
9	57.558	+1.859	11:14:37.981
10	55.699		11:15:33.680

(102) Emma Dreiling

1	1:00.540	+4.276	11:07:01.280
2	58.425	+2.161	11:07:59.705
3	58.391	+2.127	11:08:58.096
4	56.935	+0.671	11:09:55.031
5	57.223	+0.959	11:10:52.254
6	57.272	+1.008	11:11:49.526
7	56.670	+0.406	11:12:46.196
8	56.264		11:13:42.460
9	1:02.823	+6.559	11:14:45.283
10	58.047	+1.783	11:15:43.330

(92) Raphael Thomas

1	1:01.157	+4.776	11:07:19.331
2	58.724	+2.343	11:08:18.055
3	58.193	+1.812	11:09:16.248
4	57.132	+0.751	11:10:13.380
5	56.756	+0.375	11:11:10.136
6	56.381		11:12:06.517
7	56.843	+0.462	11:13:03.360
8	58.095	+1.714	11:14:01.455
9	57.409	+1.028	11:14:58.864
10	57.358	+0.977	11:15:56.222

(12) Paul Rehlinger

1	59.341		11:07:20.155
---	--------	--	--------------

WAKC Kerpen

Bambini+ light

VERSION 1

Kerpen 1,107 Km

1.Lauf

11.08.2019 13:45

Rennen (11 Runden)

14	92	12
	27	28
13	90	102
	25	26
12	95	93
	23	24
11	107	100
	21	22
10	91	10
	19	20
9	5	9
	17	18
8	19	17
	15	16
7	7	16
	13	14
6	47	34
	11	12
5	4	18
	9	10
4	3	87
	7	8
3	88	195
	5	6
2	8	6
	3	4
1	11	26
	1	2

POLE POSITION 1



Reg-Nr.: K04/2019

Orbits

Rennleiter Andreas Ehm

Zeitnahme Monika Riehmers



Andreas Ehm

Monika Riehmers



WAKC Kerpen

Bambini+ light


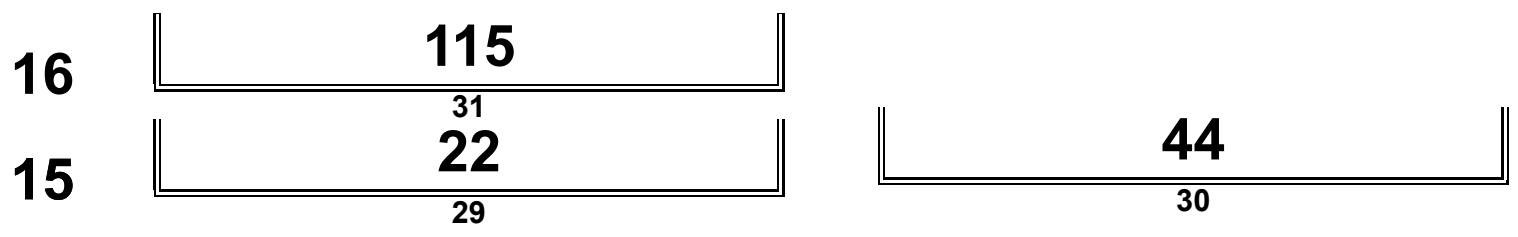
Kerpen 1,107 Km

1.Lauf

VERSION 1

11.08.2019 13:45

Rennen (11 Runden)



Reg-Nr.: K04/2019

Orbits

Rennleiter Andreas Ehm

Zeitnahme Monika Riehmers



Andreas Ehm

M. Riehmers



WAKC Kerpen

Bambini+ light

VERSION 3

Kerpen 1,107 Km

1.Lauf

11.08.2019 14:05

Rennen (11 Runden) gestartet um 14:03:39

Pos.	Nr.	Ga	Name	Wohnort	Fabrikat	Bewerber/Sponsor	Rnd.	Gesamtzeit	Diff.	Beste Zeit	In Rd.	Pkt.
1	26		Leon Hoffmann	GER-Bönningstedt	CRG/IAME W	SRP Racing Team/TH Rückbau GmbH	11	9:48.129		52.676	7	20
2	11		Maximilian Schleimer	GER-Obertiefenbach	Sodi/IAME W	Valier Motorsport/ADAC Mittelrhein/HAC Sin	11	9:48.206	0.077	52.868	7	18
3	3		Tom Kalender	GER-Hamm Sieg	Mach 1/IAME	DS Kartsport/ADAC Mittelrhein e.V. /RSC W	11	9:48.357	0.228	52.578	10	16
4	95	Ja	Phil Colin Strenge	GER-Unterensingen	EVO Kart/IAM	/Kirchheim i.T.	11	9:50.539	2.410	53.099	9	15
5	8		Moritz Haupenthal	GER-Losheim am See	Tony/IAME W	Tony-Kart-Dischner/ADAC Saarland/MS-Lo:	11	9:50.633	2.504	52.902	8	14
6	6		Ben Godenau	GER-Bergheim	Mach1/IAME 1	DS Kartsport/	11	9:51.907	3.778	53.092	9	13
7	4		Max Schlichenmeier	GER-Frankfurt	EVO Kart/IAM	Ebert Motorsport/ADAC Hessen-Thüringen	11	9:52.124	3.995	52.970	9	12
8	87		Luca Schwab	GER-Essen	Mach 1/IAME	DS Kartsport/Kart Club Kerpen	11	9:54.322	6.193	52.939	8	11
9	22	Ja	Marcell Korchukov	GER-Wuppertal	CRG/IAME W	MK-22 Racing-Team/Bugel-Taxi & Company	11	9:54.377	6.248	53.024	6	10
10	18		Julian Konrad	GER-Sinzig	CRG/IAME W	RTG Kartsport/MS-Lo Sinzig e.V. im ADAC	11	9:55.004	6.875	53.094	10	9
11	7		Yannick Hirsch	GER-Altenkirchen	Mach1/IAME 1	DS Kartsport/RSC Westerwaldring	11	9:56.121	7.992	53.406	11	8
12	19		Ennio Leib	GER-Ehringshausen	Tony/IAME W	AC Wetzlar/RMW Motorsport	11	9:57.863	9.734	53.510	10	7
13	44	Ja	Tobias Feeser	GER-Heilbronn	Jesolo/IAME	MSC Nussloch e.V. ADAC/TR Motorsport	11	10:03.274	15.145	53.001	10	6
14	17		Mathilda Paatz	GER-Köln	CRG/IAME W	KCK Kerpen	11	10:05.369	17.240	53.411	7	5
15	5	Ja	Linus R. Helwig	GER-Nistertal	OTK / Tony / I	RMW-Motorsport/ADAC Mittelrhein AMC Uni	11	10:05.523	17.394	53.819	10	4
16	91		Niklas Hirsch	GER-Altenkirchen	Mach1/IAME	DS Kartsport/RSC Westerwaldring	11	10:07.005	18.876	54.143	7	20
17	16	Ja	Alexander Mohr	GER-Hofheim	Tony/IAME W	RS Motorsport/MS-Lo Wittgenborn	11	10:17.550	29.421	54.594	5	3
18	9		Paul Moritz Doktor	GER-Fischbachtal / Nied	CRG/IAME W	CRG Deutschland/Doktor Motorsport	11	10:20.045	31.916	54.520	11	2
19	93		Tom Wickop	GER-Bottrop	CRG /IAME	Kartsport Lehnert/	11	10:22.940	34.811	55.398	10	18
20	95		Frederick Röll	GER-Hünfeld			11	10:28.553	40.424	54.830	11	16
21	00	Ja	Sarah Rößener	GER-Kumhausen	CRG/IAME		11	10:35.498	47.369	55.590	8	15
22	02	Ja	Emma Dreiling	GER-Süderfahrenstedt	Haase/IAME	AC Schleswig/Hemkemeyer	11	10:41.874	53.745	56.744	3	14
23	92		Raphael Thomas	GER-Tawern	Topkart/IAME	Dischner Racing/MS-Lo Konz	11	10:42.019	53.890	56.918	6	13
24	10	Ja	Morrison Class	GER-Lindenkranz	CRG/IAME		10	9:49.192	1 Runde	54.914	5	1
25	90		Max Hezel	GER-Fulda	Tony/IAME	Alljo-Hima-Team/Fuldaer AC e.V.	10	10:08.056	1 Runde	57.799	6	12
Nicht gewertet: (75% = 8 Rnd.)												
15	Ja		Julius Berthold	GER-Barsbüttel	Tony/IAME		5	4:55.947	6 Runden	56.706	4	0
12			Paul Rehlinger	GER-Wadern	EXPRIT /IAME	Dischner Kartsport/MS-Lo Losheim im ADAC e	5	5:42.948	6 Runden	54.707	4	0
34			Variato Wildemann	GER-Melle	Tony/IAME W	RMW Motorsport/Ortsclub AC-Melle e.V. im		1.202	11 Runden		0	0
07	Ja		Lutz Ohsenbrink	GER-Welver - Scheiding	CRG /IAME	MS-Lo Werl/Kartsport Lehnert		8.518	11 Runden		0	0
XC	88	Ja	Matthew Huhn	GER-	DR/IAME	/NKS	11	9:50.162	EXC	53.010	11	0
XC	47		Johannes Flamm	GER-Much	TOPKART/IAM	KARTSPORTFlamm/RSC Westerwaldring e.V.	11	9:51.540	EXC	52.987	9	0

Bemerkungen

Ergebnis vorbehaltlich technischen und sportlichen Nachuntersuchung

Gestartet: 31, Gewertet: 25, Nicht gewertet: 6

#87 +3Sec., 2 Räder Korridor

#107, #95 +5Sec., Spoiler

#47, #88 Disqualifikation, Technik

Vorsprung	Ø km/h	Beste Rundenzeit	km/h	Beste Runde von
0.077	74,537	52.578	75,796	3 - Tom Kalender

Reg-Nr.: K04/2019

Orbits

Rennleiter Andreas Ehm

Zeitnahme Camp Company

WAKC Kerpen

Bambini+ light

VERSION 3

Kerpen 1,107 Km

1.Lauf

11.08.2019 14:05

Rennen (11 Runden) gestartet um 14:03:39

Pos.	Nr.	Ga	Name	Wohnort	Fabrikat	Bewerber/Sponsor	Rnd.	Gesamtzeit	Diff.	Beste Zeit	In Rd.	Pkt.
Bambini												
1	26		Leon Hoffmann	GER-Bönningstedt	CRG/IAME W	SRP Racing Team/TH Rückbau GmbH	11	9:48.129		52.676	7	20
2	11		Maximilian Schleimer	GER-Obertiefenbach	Sodi/IAME W	Valier Motorsport/ADAC Mittelrhein/HAC Sin	11	9:48.206	0.077	52.868	7	18
3	3		Tom Kalender	GER-Hamm Sieg	Mach 1/IAME	DS Kartsport/ADAC Mittelrhein e.V. /RSC W	11	9:48.357	0.228	52.578	10	16
4	95	Ja	Phil Colin Streng	GER-Untersingen	EVO Kart/IAM	/Kirchheim i.T.	11	9:50.539	2.410	53.099	9	15
5	8		Moritz Hauptenthal	GER-Losheim am See	Tony/IAME W	Tony-Kart-Dischner/ADAC Saarland/MS-Lo	11	9:50.633	2.504	52.902	8	14
6	6		Ben Godenau	GER-Bergheim	Mach1/IAME 1	DS Kartsport/	11	9:51.907	3.778	53.092	9	13
7	4		Max Schlichenmeier	GER-Frankfurt	EVO Kart/IAM	Ebert Motorsport/ADAC Hessen-Thüringen	11	9:52.124	3.995	52.970	9	12
8	87		Luca Schwab	GER-Essen	Mach 1/IAME	DS Kartsport/Kart Club Kerpen	11	9:54.322	6.193	52.939	8	11
9	22	Ja	Marcell Korchukov	GER-Wuppertal	CRG/IAME W	MK-22 Racing-Team/Bugel-Taxi & Company	11	9:54.377	6.248	53.024	6	10
10	18		Julian Konrad	GER-Sinzig	CRG/IAME W	RTG Kartsport/MS Sinzig e.V. im ADAC	11	9:55.004	6.875	53.094	10	9
11	7		Yannick Hirsch	GER-Altenkirchen	Mach1/IAME 1	DS Kartsport/RSC Westerwaldring	11	9:56.121	7.992	53.406	11	8
12	19		Ennio Leib	GER-Ehringshausen	Tony/IAME W	AC Wetzlar/RMW Motorsport	11	9:57.863	9.734	53.510	10	7
13	44	Ja	Tobias Feeser	GER-Heilbronn	Jesolo/IAME	MSC Nussloch e.V. ADAC/TR Motorsport	11	10:03.274	15.145	53.001	10	6
14	17		Mathilda Paatz	GER-Köln	CRG/IAME W	KCK Kerpen	11	10:05.369	17.240	53.411	7	5
15	5	Ja	Linus R. Helwig	GER-Nistertal	OTK / Tony / I	RMW-Motorsport/ADAC Mittelrhein AMC Uni	11	10:05.523	17.394	53.819	10	4
16	16	Ja	Alexander Mohr	GER-Hofheim	Tony/IAME W	RS Motorsport/MS Wittgenborn	11	10:17.550	29.421	54.594	5	3
17	9		Paul Moritz Doktor	GER-Fischbachtal / Nied	CRG/IAME W	CRG Deutschland/Doktor Motorsport	11	10:20.045	31.916	54.520	11	2
18	10	Ja	Morrison Class	GER-Lindenkrantz	CRG/Iame		10	9:49.192	1 Runde	54.914	5	1
Nicht gewertet: (75% = 8 Rnd.)												
	12		Paul Rehlinger	GER-Wadern	EXPRIT /IAME	Dischner Kartsport/MS Losheim im ADAC	5	5:42.948	6 Runden	54.707	4	0
	34		Variato Wildemann	GER-Melle	Tony/IAME W	RMW Motorsport/Ortsclub AC-Melle e.V. im		1.202	11 Runden		0	0
	07	Ja	Lutz Ohsenbrink	GER-Welver - Scheidinge	CRG /IAME	MSC-Werl/Kartsport Lehnert		8.518	11 Runden		0	0
XC	88	Ja	Matthew Huhn	GER-	DR/IAME	/NKS	11	9:50.162	EXC	53.010	11	0
XC	47		Johannes Flamm	GER-Much	TOPKART/IAM	KARTSPORTflamm/RSC Westerwaldring e.V.	11	9:51.540	EXC	52.987	9	0
Bambini-light+Gazelle												
1	91		Niklas Hirsch	GER-Altenkirchen	Mach1/IAME	DS Kartsport/RSC Westerwaldring	11	10:07.005		54.143	7	20
2	93		Tom Wickop	GER-Bottrop	CRG /IAME	Kartsport Lehnert/	11	10:22.940	15.935	55.398	10	18
3	95		Frederick Röhl	GER-Hünfeld			11	10:28.553	21.548	54.830	11	16
4	00	Ja	Sarah Rößener	GER-Kumhausen	CRG/IAME		11	10:35.498	28.493	55.590	8	15
5	02	Ja	Emma Dreiling	GER-Süderfahrenstedt	Haase/IAME	AC Schleswig/Hernkemeyer	11	10:41.874	34.869	56.744	3	14
6	92		Raphael Thomas	GER-Tawern	Topkart/IAME	Dischner Racing/MS Konz	11	10:42.019	35.014	56.918	6	13
7	90		Max Hezel	GER-Fulda	Tony/IAME	Alljo-Hima-Team/Fuldaer AC e.V.	10	10:08.056	1 Runde	57.799	6	12
Nicht gewertet: (75% = 8 Rnd.)												
	15	Ja	Julius Berthold	GER-Barsbüttel	Tony/Iame		5	4:55.947	6 Runden	56.706	4	0

Bemerkungen

Ergebnis vorbehaltlich technischen und sportlichen Nachuntersuchung

Gestartet: 31, Gewertet: 25, Nicht gewertet: 6

#87 +3Sec., 2 Räder Korridor

#107, #95 +5Sec., Spoiler

#47, #88 Disqualifikation, Technik

Vorsprung	Ø km/h	Beste Rundenzeit	km/h	Beste Runde von
0.077	74,537	52.578	75,796	3 - Tom Kalender

Reg-Nr.: K04/2019

Orbits

Rennleiter Andreas Ehm

Zeitnahme Camp Company

Gedruckt: 11.08.2019 15:29:55

Aushang: h

WAKC Kerpen

Bambini+ light

Kerpen 1,107 Km

1.Lauf

11.08.2019 14:05

Rennen (11 Runden) gestartet um 14:03:39

Runde	Rundenzeit	Diff.	Tageszeit
(26) Leon Hoffmann			
1	54.542	+1.866	14:04:33.978
2	53.468	+0.792	14:05:27.446
3	53.685	+1.009	14:06:21.131
4	53.247	+0.571	14:07:14.378
5	53.037	+0.361	14:08:07.415
6	53.107	+0.431	14:09:00.522
7	52.676		14:09:53.198
8	53.238	+0.562	14:10:46.436
9	53.354	+0.678	14:11:39.790
10	53.751	+1.075	14:12:33.541
11	54.003	+1.327	14:13:27.544

Runde	Rundenzeit	Diff.	Tageszeit
(11) Maximilian Schleimer			
1	54.470	+1.602	14:04:33.885
2	53.457	+0.589	14:05:27.342
3	53.661	+0.793	14:06:21.003
4	53.279	+0.411	14:07:14.282
5	52.990	+0.122	14:08:07.272
6	52.956	+0.088	14:09:00.228
7	52.868		14:09:53.096
8	53.499	+0.631	14:10:46.595
9	53.320	+0.452	14:11:39.915
10	53.705	+0.837	14:12:33.620
11	54.001	+1.133	14:13:27.621

Runde	Rundenzeit	Diff.	Tageszeit
(3) Tom Kalender			
1	54.788	+2.210	14:04:34.807
2	54.167	+1.589	14:05:28.974
3	53.787	+1.209	14:06:22.761
4	53.172	+0.594	14:07:15.933
5	54.475	+1.897	14:08:10.408
6	52.929	+0.351	14:09:03.337
7	53.203	+0.625	14:09:56.540
8	52.613	+0.035	14:10:49.153
9	52.773	+0.195	14:11:41.926
10	52.578		14:12:34.504
11	53.268	+0.690	14:13:27.772

Runde	Rundenzeit	Diff.	Tageszeit
(88) Matthew Huhn			
1	54.831	+1.821	14:04:34.665
2	54.230	+1.220	14:05:28.895
3	53.537	+0.527	14:06:22.432
4	53.423	+0.413	14:07:15.855
5	53.904	+0.894	14:08:09.759
6	53.351	+0.341	14:09:03.110
7	53.692	+0.682	14:09:56.802
8	53.273	+0.263	14:10:50.075
9	53.077	+0.067	14:11:43.152
10	53.415	+0.405	14:12:36.567
11	53.010		14:13:29.577

Runde	Rundenzeit	Diff.	Tageszeit
(195) Phil Colin Strenge			
1	55.225	+2.126	14:04:35.078
2	54.587	+1.488	14:05:29.665
3	53.678	+0.579	14:06:23.343
4	53.193	+0.094	14:07:16.536
5	53.434	+0.335	14:08:09.970
6	53.195	+0.096	14:09:03.165
7	53.746	+0.647	14:09:56.911
8	53.318	+0.219	14:10:50.229
9	53.099		14:11:43.328
10	53.402	+0.303	14:12:36.730
11	53.224	+0.125	14:13:29.954

Runde	Rundenzeit	Diff.	Tageszeit
(8) Moritz Hauptenthal			
1	54.515	+1.613	14:04:34.167
2	54.363	+1.461	14:05:28.530
3	53.696	+0.794	14:06:22.226
4	53.417	+0.515	14:07:15.643
5	55.109	+2.207	14:08:10.752
6	53.639	+0.737	14:09:04.391
7	53.480	+0.578	14:09:57.871
8	52.902		14:10:50.773
9	52.966	+0.064	14:11:43.739
10	53.154	+0.252	14:12:36.893
11	53.155	+0.253	14:13:30.048

Runde	Rundenzeit	Diff.	Tageszeit
(47) Johannes Flamm			
1	54.913	+1.926	14:04:35.323
2	54.514	+1.527	14:05:29.837
3	53.814	+0.827	14:06:23.651
4	53.661	+0.674	14:07:17.312
5	53.780	+0.793	14:08:11.092
6	53.417	+0.430	14:09:04.509
7	53.584	+0.597	14:09:58.093
8	53.227	+0.240	14:10:51.320
9	52.987		14:11:44.307
10	53.479	+0.492	14:12:37.786
11	53.169	+0.182	14:13:30.955

Runde	Rundenzeit	Diff.	Tageszeit
(6) Ben Godenau			
1	54.572	+1.480	14:04:34.321
2	54.403	+1.311	14:05:28.724
3	53.909	+0.817	14:06:22.633
4	53.450	+0.358	14:07:16.083
5	53.762	+0.670	14:08:09.845
6	53.989	+0.897	14:09:03.834
7	53.178	+0.086	14:09:57.012
8	53.337	+0.245	14:10:50.349
9	53.092		14:11:43.441
10	53.792	+0.700	14:12:37.233
11	54.089	+0.997	14:13:31.322

Runde	Rundenzeit	Diff.	Tageszeit
(4) Max Schlichenmeier			
1	55.500	+2.530	14:04:35.633
2	54.375	+1.405	14:05:30.008
3	53.763	+0.793	14:06:23.771
4	53.339	+0.369	14:07:17.110
5	53.104	+0.134	14:08:10.214
6	53.326	+0.356	14:09:03.540
7	53.947	+0.977	14:09:57.487
8	53.141	+0.171	14:10:50.628
9	52.970		14:11:43.598
10	53.589	+0.619	14:12:37.187
11	54.352	+1.382	14:13:31.539

Runde	Rundenzeit	Diff.	Tageszeit
(87) Luca Schwab			
1	55.852	+2.913	14:04:36.105
2	54.363	+1.424	14:05:30.468
3	53.705	+0.766	14:06:24.173
4	53.518	+0.579	14:07:17.691
5	53.759	+0.820	14:08:11.450
6	53.338	+0.399	14:09:04.788
7	53.429	+0.490	14:09:58.217
8	52.939		14:10:51.156
9	53.010	+0.071	14:11:44.166
10	53.443	+0.504	14:12:37.609
11	53.128	+0.189	14:13:30.737

Runde	Rundenzeit	Diff.	Tageszeit
(22) Marcell Korchukov			

Runde	Rundenzeit	Diff.	Tageszeit
1	55.459	+2.435	14:04:39.384
2	55.068	+2.044	14:05:34.452
3	53.398	+0.374	14:06:27.850
4	53.418	+0.394	14:07:21.268
5	53.139	+0.115	14:08:14.407
6	53.024		14:09:07.431
7	53.299	+0.275	14:10:00.730
8	53.205	+0.181	14:10:53.935
9	53.525	+0.501	14:11:47.460
10	53.060	+0.036	14:12:40.520
11	53.272	+0.248	14:13:33.792

Runde	Rundenzeit	Diff.	Tageszeit
(18) Julian Konrad			
1	55.101	+2.007	14:04:35.529
2	54.727	+1.633	14:05:30.256
3	53.837	+0.743	14:06:24.093
4	55.295	+2.201	14:07:19.388
5	53.693	+0.599	14:08:13.081
6	53.413	+0.319	14:09:06.494
7	53.955	+0.861	14:10:00.449
8	53.492	+0.398	14:10:53.941
9	54.163	+1.069	14:11:48.104
10	53.094		14:12:41.198
11	53.221	+0.127	14:13:34.419

Runde	Rundenzeit	Diff.	Tageszeit
(7) Yannick Hirsch			
1	55.940	+2.534	14:04:36.868
2	54.130	+0.724	14:05:30.998
3	53.783	+0.377	14:06:24.781
4	54.330	+0.924	14:07:19.111
5	53.645	+0.239	14:08:12.756
6	53.584	+0.178	14:09:06.340
7	54.325	+0.919	14:10:00.665
8	53.479	+0.073	14:10:54.144
9	54.541	+1.135	14:11:48.685
10	53.445	+0.039	14:12:42.130
11	53.406		14:13:35.536

Runde	Rundenzeit	Diff.	Tageszeit
(19) Ennio Leib			
1	56.179	+2.669	14:04:37.334
2	55.488	+1.978	14:05:32.822
3	54.394	+0.884	14:06:27.216
4	53.988	+0.478	14:07:21.204
5	53.915	+0.405	14:08:15.119
6	53.682	+0.172	14:09:08.801
7	53.973	+0.463	14:10:02.774
8	53.646	+0.136	14:10:56.420
9	53.731	+0.221	14:11:50.151
10	53.510		14:12:43.661
11	53.617	+0.107	14:13:37.278

Runde	Rundenzeit	Diff.	Tageszeit
(44) Tobias Feeser			
1	58.445	+5.444	14:04:43.137
2	58.350	+5.349	14:05:41.487
3	54.438	+1.437	14:06:35.925
4	53.306	+0.305	14:07:29.231
5	53.780	+0.779	14:08:23.011
6	53.012	+0.011	14:09:16.023
7	53.073	+0.072	14:10:09.096
8	53.282	+0.281	14:11:02.378
9	53.798	+0.797	14:11:56.176
10	53.001		14:12:49.177
11	53.512	+0.511	14:13:42.689

Runde	Rundenzeit	Diff.	Tageszeit
(17) Mathilda Paatz			
1	55.826	+2.415	14:04:37.084

WAKC Kerpen

Bambini+ light

Kerpen 1,107 Km

1.Lauf

11.08.2019 14:05

Rennen (11 Runden) gestartet um 14:03:39

Runde	Rundenzeit	Diff.	Tageszeit
2	1:03.851	+10.440	14:05:40.935
3	54.322	+0.911	14:06:35.257
4	53.746	+0.335	14:07:29.003
5	54.204	+0.793	14:08:23.207
6	53.423	+0.012	14:09:16.630
7	53.411		14:10:10.041
8	53.443	+0.032	14:11:03.484
9	53.420	+0.009	14:11:56.904
10	53.578	+0.167	14:12:50.482
11	54.302	+0.891	14:13:44.784

(5) Linus R. Helwig

1	57.371	+3.552	14:04:38.956
2	56.626	+2.807	14:05:35.582
3	54.807	+0.988	14:06:30.389
4	54.456	+0.637	14:07:24.845
5	54.180	+0.361	14:08:19.025
6	54.058	+0.239	14:09:13.083
7	54.387	+0.568	14:10:07.470
8	54.813	+0.994	14:11:02.283
9	54.317	+0.498	14:11:56.600
10	53.819		14:12:50.419
11	54.519	+0.700	14:13:44.938

(91) Niklas Hirsch

1	55.537	+1.394	14:04:37.743
2	56.216	+2.073	14:05:33.959
3	56.625	+2.482	14:06:30.584
4	54.395	+0.252	14:07:24.979
5	54.258	+0.115	14:08:19.237
6	54.238	+0.095	14:09:13.475
7	54.143		14:10:07.618
8	54.518	+0.375	14:11:02.136
9	54.659	+0.516	14:11:56.795
10	54.325	+0.182	14:12:51.120
11	55.300	+1.157	14:13:46.420

(16) Alexander Mohr

1	1:00.743	+6.149	14:04:41.770
2	59.106	+4.512	14:05:40.876
3	55.944	+1.350	14:06:36.820
4	55.246	+0.652	14:07:32.066
5	54.594		14:08:26.660
6	55.165	+0.571	14:09:21.825
7	55.405	+0.811	14:10:17.230
8	54.678	+0.084	14:11:11.908
9	55.095	+0.501	14:12:07.003
10	54.922	+0.328	14:13:01.925
11	55.040	+0.446	14:13:56.965

(9) Paul Moritz Doktor

1	59.545	+5.025	14:04:44.016
2	58.622	+4.102	14:05:42.638
3	56.501	+1.981	14:06:39.139
4	54.926	+0.406	14:07:34.065
5	55.903	+1.383	14:08:29.968
6	54.537	+0.017	14:09:24.505
7	55.771	+1.251	14:10:20.276
8	54.750	+0.230	14:11:15.026
9	54.981	+0.461	14:12:10.007
10	54.933	+0.413	14:13:04.940
11	54.520		14:13:59.460

(93) Tom Wickop

1	59.249	+3.851	14:04:42.220
2	58.959	+3.561	14:05:41.179

Runde	Rundenzeit	Diff.	Tageszeit
3	56.236	+0.838	14:06:37.415
4	55.607	+0.209	14:07:33.022
5	55.539	+0.141	14:08:28.561
6	55.628	+0.230	14:09:24.189
7	55.871	+0.473	14:10:20.060
8	55.666	+0.268	14:11:15.726
9	55.429	+0.031	14:12:11.155
10	55.398		14:13:06.553
11	55.802	+0.404	14:14:02.355

(95) Frederick Röll

1	1:04.248	+9.418	14:04:47.488
2	57.441	+2.611	14:05:44.929
3	55.957	+1.127	14:06:40.886
4	55.441	+0.611	14:07:36.327
5	55.162	+0.332	14:08:31.489
6	55.714	+0.884	14:09:27.203
7	55.404	+0.574	14:10:22.607
8	55.104	+0.274	14:11:17.711
9	55.199	+0.369	14:12:12.910
10	55.228	+0.398	14:13:08.138
11	54.830		14:14:02.968

(100) Sarah Rößener

1	59.747	+4.157	14:04:43.329
2	59.118	+3.528	14:05:42.447
3	56.511	+0.921	14:06:38.958
4	56.344	+0.754	14:07:35.302
5	55.901	+0.311	14:08:31.203
6	56.638	+1.048	14:09:27.841
7	56.142	+0.552	14:10:23.983
8	55.590		14:11:19.573
9	57.598	+2.008	14:12:17.171
10	59.023	+3.433	14:13:16.194
11	58.719	+3.129	14:14:14.913

(102) Emma Dreiling

1	59.508	+2.764	14:04:44.147
2	59.709	+2.965	14:05:43.856
3	56.744		14:06:40.600
4	57.092	+0.348	14:07:37.692
5	57.377	+0.633	14:08:35.069
6	58.059	+1.315	14:09:33.128
7	57.929	+1.185	14:10:31.057
8	57.459	+0.715	14:11:28.516
9	57.413	+0.669	14:12:25.929
10	57.828	+1.084	14:13:23.757
11	57.532	+0.788	14:14:21.289

(92) Raphael Thomas

1	59.402	+2.484	14:04:44.465
2	1:00.009	+3.091	14:05:44.474
3	58.138	+1.220	14:06:42.612
4	57.277	+0.359	14:07:39.889
5	57.404	+0.486	14:08:37.293
6	56.918		14:09:34.211
7	57.617	+0.699	14:10:31.828
8	57.047	+0.129	14:11:28.875
9	57.296	+0.378	14:12:26.171
10	57.708	+0.790	14:13:23.879
11	57.555	+0.637	14:14:21.434

(10) Morrison Class

1	58.724	+3.810	14:05:06.316
2	56.961	+2.047	14:06:03.277
3	55.825	+0.911	14:06:59.102

Runde	Rundenzeit	Diff.	Tageszeit
4	55.207	+0.293	14:07:54.309
5	54.914		14:08:49.223
6	55.440	+0.526	14:09:44.663
7	55.323	+0.409	14:10:39.986
8	55.006	+0.092	14:11:34.992
9	56.580	+1.666	14:12:31.572
10	57.035	+2.121	14:13:28.607

(90) Max Hezel

1	59.266	+1.467	14:04:42.759
2	1:08.666	+10.867	14:05:51.425
3	1:01.473	+3.674	14:06:52.898
4	59.095	+1.296	14:07:51.993
5	58.701	+0.902	14:08:50.694
6	57.799		14:09:48.493
7	1:00.138	+2.339	14:10:48.631
8	1:01.466	+3.667	14:11:50.097
9	58.070	+0.271	14:12:48.167
10	59.304	+1.505	14:13:47.471

(115) Julius Berthold

1	59.766	+3.060	14:04:44.944
2	59.718	+3.012	14:05:44.662
3	56.742	+0.036	14:06:41.404
4	56.706		14:07:38.110
5	57.252	+0.546	14:08:35.362

(12) Paul Rehlinger

1	59.340	+4.633	14:04:43.479
2	58.610	+3.903	14:05:42.089
3	55.385	+0.678	14:06:37.474
4	54.707		14:07:32.181
5	1:50.182	+55.475	14:09:22.363

WAKC Kerpen

Bambini+ light

VERSION 2

Kerpen 1,107 Km

2.Lauf

11.08.2019 16:05

Rennen (11 Runden)

14	12 Paul Rehlinger	34 Variato Wildemann
	27	28
13	90 Max Hezel	115 Julius Berthold
	25	26
12	92 Raphael Thomas	10 Morrison Class
	23	24
11	100 Sarah Rößener	102 Emma Dreiling
	21	22
10	93 Tom Wickop	95 Frederick Röhl
	19	20
9	16 Alexander Mohr	9 Paul Moritz Doktor
	17	18
8	5 Linus R. Helwig	91 Niklas Hirsch
	15	16
7	44 Tobias Feeser	17 Mathilda Paatz
	13	14
6	7 Yannick Hirsch	19 Ennio Leib
	11	12
5	22 Marcell Korchukov	18 Julian Konrad
	9	10
4	4 Max Schlichenmeier	87 Luca Schwab
	7	8
3	8 Moritz Haupenthal	6 Ben Godenau
	5	6
2	3 Tom Kalender	195 Phil Colin Strenge
	3	4
1	26 Leon Hoffmann	11 Maximilian Schleimer
	POLE POSITION 1	2



Andreas Ehm

M. Riehmers

WAKC Kerpen

Bambini+ light

Kerpen 1,107 Km

2.Lauf

11.08.2019 16:05

Rennen (11 Runden)

16

47 Johannes Flamm

31


15

107 Lutz Ohsenbrink

29

88 Matthew Huhn

30



Reg-Nr.: K04/2019

Orbits

Rennleiter Andreas Ehm

Zeitnahme Monika Riehmers



Andreas Ehm

Monika Riehmers



WAKC Kerpen

Bambini+ light

VERSION 2

Kerpen 1,107 Km

2.Lauf

11.08.2019 16:05

Rennen (11 Runden) gestartet um 16:20:02

Pos.	Nr.	Ga	Name	Wohnort	Fabrikat	Bewerber/Sponsor	Rnd.	Gesamtzeit	Diff.	Beste Zeit	In Rd.	Pkt.
1	26		Leon Hoffmann	GER-Böningstedt	CRG/IAME W	SRP Racing Team/TH Rückbau GmbH	11	17:04.850		52.778	9	20
2	3		Tom Kalender	GER-Hamm Sieg	Mach 1/IAME	DS Kartsport/ADAC Mittelrhein e.V. /RSC W	11	17:04.943	0.093	53.182	9	18
3	6		Ben Godenau	GER-Bergheim	Mach1/IAME \	DS Kartsport/	11	17:05.409	0.559	52.924	9	16
4	4		Max Schlichenmeier	GER-Frankfurt	EVO Kart/IAM	Ebert Motorsport/ADAC Hessen-Thüringen	11	17:05.721	0.871	53.204	10	15
5	8		Moritz Hauptenthal	GER-Losheim am See	Tony/IAME W	Tony-Kart-Dischner/ADAC Saarland/MSC-Lo	11	17:07.098	2.248	52.880	10	14
6	22	Ja	Marcell Korchukov	GER-Wuppertal	CRG/IAME W	MK-22 Racing-Team/Bugel-Taxi & Company	11	17:07.165	2.315	52.837	10	13
7	87		Luca Schwab	GER-Essen	Mach 1/IAME	DS Kartsport/Kart Club Kerpen	11	17:07.599	2.749	53.510	9	12
8	195	Ja	Phil Colin Streng	GER-Unterensingen	EVO Kart/IAM	/Kirchheim i.T.	11	17:07.700	2.850	52.824	10	11
9	44	Ja	Tobias Feeser	GER-Heilbronn	Jesolo/IAME	MSC Nussloch e.V. ADAC/TR Motorsport	11	17:07.887	3.037	53.369	9	10
10	34		Variato Wildemann	GER-Melle	Tony/IAME W	RMW Motorsport/Ortsclub AC-Melle e.V. im	11	17:11.323	6.473	53.798	10	9
11	7		Yannick Hirsch	GER-Altenkirchen	Mach1/IAME \	DS Kartsport/RSC Westerwaldring	11	17:11.549	6.699	53.443	10	8
12	88	Ja	Matthew Huhn	GER-	DR/IAME	/NKS	11	17:11.729	6.879	53.041	11	7
13	47		Johannes Flamm	GER-Much	TOPKART/IAM	KARTSPORTflamm/RSC Westerwaldring e.V.	11	17:12.174	7.324	53.252	11	6
14	18		Julian Konrad	GER-Sinzig	CRG/IAME W	RTG Kartsport/MSC Sinzig e.V. im ADAC	11	17:14.209	9.359	54.003	10	5
15	17		Mathilda Paatz	GER-Köln	CRG/IAME W	KCK Kerpen	11	17:14.415	9.565	53.371	9	4
16	91		Niklas Hirsch	GER-Altenkirchen	Mach1/IAME	DS Kartsport/RSC Westerwaldring	11	17:14.684	9.834	53.894	10	20
17	5	Ja	Linus R. Helwig	GER-Nistertal	OTK / Tony /I	RMW-Motorsport/ADAC Mittelrhein AMC Uni	11	17:14.751	9.901	53.859	10	3
18	9		Paul Moritz Doktor	GER-Fischbachtal / Nied	CRG/IAME W	CRG Deutschland/Doktor Motorsport	11	17:18.921	14.071	54.857	9	2
19	16	Ja	Alexander Mohr	GER-Hofheim	Tony/IAME W	RS Motorsport/MSC Wittgenborn	11	17:19.544	14.694	54.070	10	1
20	12		Paul Rehlinger	GER-Wadern	EXPRIT /IAME	Dischner Kartsport/MSC Losheim im ADAC €	11	17:20.912	16.062	53.850	9	1
21	95		Frederick Röhl	GER-Hünfeld			11	17:23.641	18.791	55.295	8	18
22	100	Ja	Sarah Rößener	GER-Kumhausen	CRG/IAME		11	17:30.765	25.915	55.151	11	16
23	10	Ja	Morrison Class	GER-Lindenkrantz	CRG/Iame		11	17:33.491	28.641	54.912	11	1
24	93		Tom Wickop	GER-Bottrop	CRG /IAME	Kartsport Lehnert/	11	17:33.602	28.752	56.125	10	15
25	90		Max Hezel	GER-Fulda	Tony/IAME	Alljo-Hima-Team/Fuldaer AC e.V.	11	17:36.077	31.227	56.005	10	14
26	107	Ja	Lutz Ohsenbrink	GER-Welver - Scheidinge	CRG /IAME	MSC-Werl/Kartsport Lehnert	11	17:37.317	32.467	56.013	11	1
27	102	Ja	Emma Dreiling	GER-Süderfarenstedt	Haase/IAME	AC Schleswig/Hemkemeyer	11	17:41.213	36.363	57.271	10	13
28	92		Raphael Thomas	GER-Tawern	Topkart/IAME	Dischner Racing/MSC Konz	11	17:41.385	36.535	57.198	10	12
29	115	Ja	Julius Berthold	GER-Barsbüttel	Tony/Iame		11	17:41.642	36.792	57.225	10	11

Nicht gewertet: (75% = 8 Rnd.)

11	Maximilian Schleimer	GER-Obertiefenbach	Sodi/IAME W	Valier Motorsport/ADAC Mittelrhein/HAC Sin	2	1:52.949	9 Runden	55.220	2	0
19	Ennio Leib	GER-Ehringshausen	Tony/IAME W	AC Wetzlar/RMW Motorsport	2	1:54.451	9 Runden	55.264	2	0

Bemerkungen

Ergebnis vorbehaltlich technischen und sportlichen Nachuntersuchung

Gestartet: 31, Gewertet: 29, Nicht gewertet: 2

#17, #93 +3sec. Korridor

#16 +5Sec. Spoiler

Vorsprung	Ø km/h	Beste Rundenzeit	km/h	Beste Runde von
0.093	42,774	52.778	75,509	26 - Leon Hoffmann

Reg-Nr.: K04/2019

Orbits

Rennleiter Andreas Ehm

Zeitnahme Camp Company

Gedruckt: 11.08.2019 18:25:54

Aushang: h

WAKC Kerpen

Bambini+ light

VERSION 2

Kerpen 1,107 Km

2.Lauf

11.08.2019 16:05

Rennen (11 Runden) gestartet um 16:20:02

Pos.	Nr.	Ga	Name	Wohnort	Fabrikat	Bewerber/Sponsor	Rnd.	Gesamtzeit	Diff.	Beste Zeit	In Rd.	Pkt.
Bambini												
1	26		Leon Hoffmann	GER-Bönnigstedt	CRG/IAME W	SRP Racing Team/TH Rückbau GmbH	11	17:04.850		52.778	9	20
2	3		Tom Kalender	GER-Hamm Sieg	Mach 1/IAME	DS Kartsport/ADAC Mittelrhein e.V. /RSC W	11	17:04.943	0.093	53.182	9	18
3	6		Ben Godenau	GER-Bergheim	Mach1/IAME \	DS Kartsport/	11	17:05.409	0.559	52.924	9	16
4	4		Max Schlichenmeier	GER-Frankfurt	EVO Kart/IAM	Ebert Motorsport/ADAC Hessen-Thüringen	11	17:05.721	0.871	53.204	10	15
5	8		Moritz Hauptenthal	GER-Losheim am See	Tony/IAME W	Tony-Kart-Dischner/ADAC Saarland/MSCLo	11	17:07.098	2.248	52.880	10	14
6	22	Ja	Marcell Korchukov	GER-Wuppertal	CRG/IAME W	MK-22 Racing-Team/Bugel-Taxi & Company	11	17:07.165	2.315	52.837	10	13
7	87		Luca Schwab	GER-Essen	Mach 1/IAME	DS Kartsport/Kart Club Kerpen	11	17:07.599	2.749	53.510	9	12
8	195	Ja	Phil Colin Strenge	GER-Untersingen	EVO Kart/IAM	/Kirchheim i.T.	11	17:07.700	2.850	52.824	10	11
9	44	Ja	Tobias Feeser	GER-Heilbronn	Jesolo/IAME	MSC Nussloch e.V. ADAC/TR Motorsport	11	17:07.887	3.037	53.369	9	10
10	34		Variato Wildemann	GER-Melle	Tony/IAME W	RMW Motorsport/Ortsclub AC-Melle e.V. im	11	17:11.323	6.473	53.798	10	9
11	7		Yannick Hirsch	GER-Altenkirchen	Mach1/IAME \	DS Kartsport/RSC Westerwaldring	11	17:11.549	6.699	53.443	10	8
12	88	Ja	Matthew Huhn	GER-	DR/IAME	/NKS	11	17:11.729	6.879	53.041	11	7
13	47		Johannes Flamm	GER-Much	TOPKART/IAM	KARTSPORTflamm/RSC Westerwaldring e.V.	11	17:12.174	7.324	53.252	11	6
14	18		Julian Konrad	GER-Sinzig	CRG/IAME W	RTG Kartsport/MSCL Sinzig e.V. im ADAC	11	17:14.209	9.359	54.003	10	5
15	17		Mathilda Paatz	GER-Köln	CRG/IAME W	KCK Kerpen	11	17:14.415	9.565	53.371	9	4
16	5	Ja	Linus R. Helwig	GER-Nistertal	OTK / Tony /I	RMW-Motorsport/ADAC Mittelrhein AMC Uni	11	17:14.751	9.901	53.859	10	3
17	9		Paul Moritz Doktor	GER-Fischbachtal / Nied	CRG/IAME W	CRG Deutschland/Doktor Motorsport	11	17:18.921	14.071	54.857	9	2
18	16	Ja	Alexander Mohr	GER-Hofheim	Tony/IAME W	RS Motorsport/MSCL Wittgenborn	11	17:19.544	14.694	54.070	10	1
19	12		Paul Rehlinger	GER-Wadern	EXPRIT /IAME	Dischner Kartsport/MSCLosheim im ADAC	11	17:20.912	16.062	53.850	9	1
20	10	Ja	Morrison Class	GER-Lindenkranz	CRG/IAME		11	17:33.491	28.641	54.912	11	1
21	107	Ja	Lutz Ohnsbrink	GER-Welver - Scheiding	CRG /IAME	MSC-Werl/Kartsport Lehnert	11	17:37.317	32.467	56.013	11	1

Nicht gewertet: (75% = 8 Rnd.)

11	Maximilian Schleimer	GER-Obertiefenbach	Sodi/IAME W	Valier Motorsport/ADAC Mittelrhein/HAC Sin	2	1:52.949	9 Runden	55.220	2	0
19	Ennio Leib	GER-Ehringshausen	Tony/IAME W	AC Wetzlar/RMW Motorsport	2	1:54.451	9 Runden	55.264	2	0

Bambini-light+Gazelle

1	91		Niklas Hirsch	GER-Altenkirchen	Mach1/IAME	DS Kartsport/RSC Westerwaldring	11	17:14.684		53.894	10	20
2	95		Frederick Röhl	GER-Hünfeld			11	17:23.641	8.957	55.295	8	18
3	100	Ja	Sarah Rößener	GER-Kumhausen	CRG/IAME		11	17:30.765	16.081	55.151	11	16
4	93		Tom Wickop	GER-Bottrop	CRG /IAME	Kartsport Lehnert/	11	17:33.602	18.918	56.125	10	15
5	90		Max Hezel	GER-Fulda	Tony/IAME	Alljo-Hima-Team/Fuldaer AC e.V.	11	17:36.077	21.393	56.005	10	14
6	102	Ja	Emma Dreiling	GER-Süderfarenstedt	Haase/IAME	AC Schleswig/Hemkemeyer	11	17:41.213	26.529	57.271	10	13
7	92		Raphael Thomas	GER-Tawern	Topkart/IAME	Dischner Racing/MSCL Konz	11	17:41.385	26.701	57.198	10	12
8	115	Ja	Julius Berthold	GER-Barsbüttel	Tony/IAME		11	17:41.642	26.958	57.225	10	11

Bemerkungen

Ergebnis vorbehaltlich technischen und sportlichen Nachuntersuchung

Gestartet: 31, Gewertet: 29, Nicht gewertet: 2

#17, #93 +3sec. Korridor

#16 +5Sec. Spoiler

Vorsprung	Ø km/h	Beste Rundenzeit	km/h	Beste Runde von
0.093	42,774	52.778	75,509	26 - Leon Hoffmann

Reg-Nr.: K04/2019

Orbits

Rennleiter Andreas Ehm

Zeitnahme Camp Company

Gedruckt: 11.08.2019 18:27:47

Aushang: h

WAKC Kerpen

Bambini+ light

Kerpen 1,107 Km

2.Lauf

11.08.2019 16:05

Rennen (11 Runden) gestartet um 16:20:02

Runde	Rundenzeit	Diff.	Tageszeit
(26) Leon Hoffmann			
1	55.033	+2.255	16:20:57.364
2	54.745	+1.967	16:21:52.109
3	41:28.011	+40:35.233	17:04:14.161
4	1:31.211	+38.433	17:05:45.372
5	55.929	+3.151	17:06:41.301
6	55.049	+2.271	17:07:36.350
7	53.840	+1.062	17:08:30.190
8	53.891	+1.113	17:09:24.081
9	52.778		17:10:16.859
10	53.445	+0.667	17:11:10.304
11	53.937	+1.159	17:12:04.241

Runde	Rundenzeit	Diff.	Tageszeit
(3) Tom Kalender			
1	56.554	+3.372	16:20:58.972
2	53.958	+0.776	16:21:52.930
3	41:29.617	+40:36.435	17:04:15.905
4	1:29.718	+36.536	17:05:45.623
5	55.599	+2.417	17:06:41.222
6	54.672	+1.490	17:07:35.894
7	54.002	+0.820	17:08:29.896
8	53.632	+0.450	17:09:23.528
9	53.182		17:10:16.710
10	53.458	+0.276	17:11:10.168
11	54.166	+0.984	17:12:04.334

Runde	Rundenzeit	Diff.	Tageszeit
(6) Ben Godenau			
1	55.537	+2.613	16:20:58.143
2	54.639	+1.715	16:21:52.782
3	41:27.938	+40:35.014	17:04:14.975
4	1:30.516	+37.592	17:05:45.491
5	55.928	+3.004	17:06:41.419
6	54.658	+1.734	17:07:36.077
7	54.186	+1.262	17:08:30.263
8	53.890	+0.966	17:09:24.153
9	52.924		17:10:17.077
10	53.333	+0.409	17:11:10.410
11	54.390	+1.466	17:12:04.800

Runde	Rundenzeit	Diff.	Tageszeit
(4) Max Schlichenmeier			
1	56.735	+3.531	16:20:59.447
2	54.403	+1.199	16:21:53.850
3	41:32.076	+40:38.872	17:04:19.743
4	1:26.156	+32.952	17:05:45.899
5	55.910	+2.706	17:06:41.809
6	54.193	+0.989	17:07:36.002
7	54.042	+0.838	17:08:30.044
8	54.680	+1.476	17:09:24.724
9	53.382	+0.178	17:10:18.106
10	53.204		17:11:11.310
11	53.802	+0.598	17:12:05.112

Runde	Rundenzeit	Diff.	Tageszeit
(8) Moritz Haupenthal			
1	56.115	+3.235	16:20:58.731
2	54.564	+1.684	16:21:53.295
3	41:29.106	+40:36.226	17:04:16.248
4	1:29.534	+36.654	17:05:45.782
5	55.888	+3.008	17:06:41.670
6	54.815	+1.935	17:07:36.485
7	54.020	+1.140	17:08:30.505
8	54.392	+1.512	17:09:24.897
9	54.308	+1.428	17:10:19.205
10	52.880		17:11:12.085
11	54.404	+1.524	17:12:06.489

Runde	Rundenzeit	Diff.	Tageszeit
(22) Marcell Korchukov			
1	56.816	+3.979	16:20:59.618
2	55.211	+2.374	16:21:54.829
3	41:31.255	+40:38.418	17:04:20.348
4	1:25.810	+32.973	17:05:46.158
5	56.015	+3.178	17:06:42.173
6	54.844	+2.007	17:07:37.017
7	53.616	+0.779	17:08:30.633
8	54.565	+1.728	17:09:25.198
9	53.353	+0.516	17:10:18.551
10	52.837		17:11:11.388
11	55.168	+2.331	17:12:06.556

Runde	Rundenzeit	Diff.	Tageszeit
(87) Luca Schwab			
1	57.637	+4.127	16:21:00.456
2	55.216	+1.706	16:21:55.672
3	41:31.154	+40:37.644	17:04:21.030
4	1:25.528	+32.018	17:05:46.558
5	55.955	+2.445	17:06:42.513
6	54.770	+1.260	17:07:37.283
7	53.996	+0.486	17:08:31.279
8	54.245	+0.735	17:09:25.524
9	53.510		17:10:19.034
10	53.755	+0.245	17:11:12.789
11	54.201	+0.691	17:12:06.990

Runde	Rundenzeit	Diff.	Tageszeit
(195) Phil Colin Strenge			
1	57.067	+4.243	16:20:59.555
2	55.207	+2.383	16:21:54.762
3	41:31.167	+40:38.343	17:04:20.167
4	1:25.799	+32.975	17:05:45.966
5	56.122	+3.298	17:06:42.088
6	54.822	+1.998	17:07:36.910
7	53.968	+1.144	17:08:30.878
8	54.162	+1.338	17:09:25.040
9	53.691	+0.867	17:10:18.731
10	52.824		17:11:11.555
11	55.536	+2.712	17:12:07.091

Runde	Rundenzeit	Diff.	Tageszeit
(44) Tobias Feeser			
1	57.857	+4.488	16:21:01.162
2	54.780	+1.411	16:21:55.942
3	41:33.176	+40:39.807	17:04:22.603
4	1:24.226	+30.857	17:05:46.829
5	56.846	+3.477	17:06:43.675
6	55.402	+2.033	17:07:39.077
7	54.223	+0.854	17:08:33.300
8	53.712	+0.343	17:09:27.012
9	53.369		17:10:20.381
10	53.526	+0.157	17:11:13.907
11	53.371	+0.002	17:12:07.278

Runde	Rundenzeit	Diff.	Tageszeit
(34) Variato Wildemann			
1	57.778	+3.980	16:21:03.712
2	55.436	+1.638	16:21:59.148
3	41:32.219	+40:38.421	17:04:26.095
4	1:22.554	+28.756	17:05:48.649
5	55.675	+1.877	17:06:44.324
6	55.106	+1.308	17:07:39.430
7	55.380	+1.582	17:08:34.810
8	54.190	+0.392	17:09:29.000
9	53.850	+0.052	17:10:22.850
10	53.798		17:11:16.648
11	54.066	+0.268	17:12:10.714

Runde	Rundenzeit	Diff.	Tageszeit
(7) Yannick Hirsch			
1	58.170	+4.276	16:21:01.920

Runde	Rundenzeit	Diff.	Tageszeit
(88) Matthew Huhn			
1	57.996	+4.553	16:21:01.029
2	55.371	+1.928	16:21:56.400
3	41:32.320	+40:38.877	17:04:22.849
4	1:24.207	+30.764	17:05:47.056
5	56.969	+3.526	17:06:44.025
6	55.569	+2.126	17:07:39.594
7	55.811	+2.368	17:08:35.405
8	54.654	+1.211	17:09:30.059
9	53.646	+0.203	17:10:23.705
10	53.443		17:11:17.148
11	53.792	+0.349	17:12:10.940

Runde	Rundenzeit	Diff.	Tageszeit
(87) Johannes Flamm			
1	1:03.077	+10.036	16:21:09.216
2	55.364	+2.323	16:22:04.580
3	41:35.070	+40:42.029	17:04:34.072
4	1:19.492	+26.451	17:05:53.564
5	55.383	+2.342	17:06:48.947
6	54.477	+1.436	17:07:43.424
7	53.679	+0.638	17:08:37.103
8	53.767	+0.726	17:09:30.870
9	53.761	+0.720	17:10:24.631
10	53.448	+0.407	17:11:18.079
11	53.041		17:12:11.120

Runde	Rundenzeit	Diff.	Tageszeit
(47) Julian Konrad			
1	57.928	+4.676	16:21:05.510
2	55.549	+2.297	16:22:01.059
3	41:36.590	+40:43.338	17:04:31.856
4	1:17.843	+24.591	17:05:49.699
5	56.173	+2.921	17:06:45.872
6	55.224	+1.972	17:07:41.096
7	54.715	+1.463	17:08:35.811
8	54.389	+1.137	17:09:30.200
9	54.084	+0.832	17:10:24.284
10	54.029	+0.777	17:11:18.313
11	53.252		17:12:11.565

Runde	Rundenzeit	Diff.	Tageszeit
(17) Mathilda Paatz			
1	57.133	+3.130	16:21:00.376
2	55.471	+1.468	16:21:55.847
3	41:31.898	+40:37.895	17:04:22.387
4	1:24.278	+30.275	17:05:46.665
5	56.899	+2.896	17:06:43.564
6	55.528	+1.525	17:07:39.092
7	55.661	+1.658	17:08:34.753
8	55.241	+1.238	17:09:29.994
9	55.185	+1.182	17:10:25.179
10	54.003		17:11:19.182
11	54.418	+0.415	17:12:13.600

Runde	Rundenzeit	Diff.	Tageszeit
(91) Niklas Hirsch			
1	58.170	+4.276	16:21:01.920

WAKC Kerpen

Bambini+ light

Kerpen 1,107 Km

2.Lauf

11.08.2019 16:05

Rennen (11 Runden) gestartet um 16:20:02

Runde	Rundenzeit	Diff.	Tageszeit
2	55.698	+1.804	16:21:57.618
3	41:30.530	+40:36.636	17:04:23.514
4	1:24.259	+30.365	17:05:47.773
5	57.400	+3.506	17:06:45.173
6	55.630	+1.736	17:07:40.803
7	55.346	+1.452	17:08:36.149
8	54.358	+0.464	17:09:30.507
9	54.876	+0.982	17:10:25.383
10	53.894		17:11:19.277
11	54.798	+0.904	17:12:14.075

(5) Linus R. Helwig

Runde	Rundenzeit	Diff.	Tageszeit
1	59.141	+5.282	16:21:02.698
2	56.284	+2.425	16:21:58.982
3	41:30.430	+40:36.571	17:04:24.922
4	1:23.297	+29.438	17:05:48.219
5	57.326	+3.467	17:06:45.545
6	55.359	+1.500	17:07:40.904
7	55.732	+1.873	17:08:36.636
8	55.088	+1.229	17:09:31.724
9	54.234	+0.375	17:10:25.958
10	53.859		17:11:19.817
11	54.325	+0.466	17:12:14.142

(9) Paul Moritz Doktor

Runde	Rundenzeit	Diff.	Tageszeit
1	58.559	+3.702	16:21:03.089
2	57.234	+2.377	16:22:00.323
3	41:35.528	+40:40.671	17:04:31.257
4	1:18.006	+23.149	17:05:49.263
5	57.047	+2.190	17:06:46.310
6	55.752	+0.895	17:07:42.062
7	55.804	+0.947	17:08:37.866
8	54.992	+0.135	17:09:32.858
9	54.857		17:10:27.715
10	55.342	+0.485	17:11:23.057
11	55.255	+0.398	17:12:18.312

(16) Alexander Mohr

Runde	Rundenzeit	Diff.	Tageszeit
1	58.723	+4.653	16:21:02.538
2	55.224	+1.154	16:21:57.762
3	41:31.386	+40:37.316	17:04:24.009
4	1:26.460	+32.390	17:05:50.469
5	56.744	+2.674	17:06:47.213
6	54.846	+0.776	17:07:42.059
7	54.662	+0.592	17:08:36.721
8	54.641	+0.571	17:09:31.362
9	54.202	+0.132	17:10:25.564
10	54.070		17:11:19.634
11	54.301	+0.231	17:12:13.935

(12) Paul Rehlinger

Runde	Rundenzeit	Diff.	Tageszeit
1	1:06.970	+13.120	16:21:12.024
2	55.044	+1.194	16:22:07.068
3	41:34.162	+40:40.312	17:04:36.439
4	1:18.691	+24.841	17:05:55.130
5	57.702	+3.852	17:06:52.832
6	55.191	+1.341	17:07:48.023
7	55.561	+1.711	17:08:43.584
8	54.253	+0.403	17:09:37.837
9	53.850		17:10:31.687
10	54.745	+0.895	17:11:26.432
11	53.871	+0.021	17:12:20.303

(95) Frederick Röll

Runde	Rundenzeit	Diff.	Tageszeit
1	59.370	+4.075	16:21:03.992
2	57.067	+1.772	16:22:01.059

Runde	Rundenzeit	Diff.	Tageszeit
3	41:34.715	+40:39.420	17:04:31.486
4	1:18.205	+22.910	17:05:49.691
5	58.128	+2.833	17:06:47.819
6	56.730	+1.435	17:07:44.549
7	55.889	+0.594	17:08:40.438
8	55.295		17:09:35.733
9	55.624	+0.329	17:10:31.357
10	56.114	+0.819	17:11:27.471
11	55.561	+0.266	17:12:23.032

(100) Sarah Rößener

Runde	Rundenzeit	Diff.	Tageszeit
1	1:00.576	+5.425	16:21:04.752
2	57.113	+1.962	16:22:01.865
3	41:33.870	+40:38.719	17:04:32.623
4	1:19.479	+24.328	17:05:52.102
5	57.877	+2.726	17:06:49.979
6	56.868	+1.717	17:07:46.847
7	57.943	+2.792	17:08:44.790
8	56.416	+1.265	17:09:41.206
9	56.638	+1.487	17:10:37.844
10	57.161	+2.010	17:11:35.005
11	55.151		17:12:30.156

(10) Morrison Class

Runde	Rundenzeit	Diff.	Tageszeit
1	1:07.533	+12.621	16:21:12.806
2	56.557	+1.645	16:22:09.363
3	41:32.067	+40:37.155	17:04:37.027
4	1:19.379	+24.467	17:05:56.406
5	58.191	+3.279	17:06:54.597
6	57.849	+2.937	17:07:52.446
7	58.039	+3.127	17:08:50.485
8	56.568	+1.656	17:09:47.053
9	55.755	+0.843	17:10:42.808
10	55.162	+0.250	17:11:37.970
11	54.912		17:12:32.882

(93) Tom Wickop

Runde	Rundenzeit	Diff.	Tageszeit
1	59.509	+3.384	16:21:03.536
2	58.198	+2.073	16:22:01.734
3	41:33.279	+40:37.154	17:04:32.219
4	1:18.992	+22.867	17:05:51.211
5	57.702	+1.577	17:06:48.913
6	57.796	+1.671	17:07:46.709
7	57.724	+1.599	17:08:44.433
8	56.641	+0.516	17:09:41.074
9	56.482	+0.357	17:10:37.556
10	56.125		17:11:33.681
11	56.312	+0.187	17:12:29.993

(90) Max Hezel

Runde	Rundenzeit	Diff.	Tageszeit
1	59.440	+3.435	16:21:06.130
2	57.453	+1.448	16:22:03.583
3	41:32.104	+40:36.099	17:04:33.517
4	1:19.955	+23.950	17:05:53.472
5	59.204	+3.199	17:06:52.676
6	58.744	+2.739	17:07:51.420
7	58.150	+2.145	17:08:49.570
8	57.026	+1.021	17:09:46.596
9	56.606	+0.601	17:10:43.202
10	56.005		17:11:39.207
11	56.261	+0.256	17:12:35.468

(107) Lutz Ohsenbrink

Runde	Rundenzeit	Diff.	Tageszeit
1	1:00.534	+4.521	16:21:08.037
2	57.671	+1.658	16:22:05.708
3	41:33.018	+40:37.005	17:04:35.948

Runde	Rundenzeit	Diff.	Tageszeit
4	1:19.128	+23.115	17:05:55.076
5	59.408	+3.395	17:06:54.484
6	57.663	+1.650	17:07:52.147
7	58.713	+2.700	17:08:50.860
8	57.238	+1.225	17:09:48.098
9	56.438	+0.425	17:10:44.536
10	56.159	+0.146	17:11:40.695
11	56.013		17:12:36.708

(102) Emma Dreiling

Runde	Rundenzeit	Diff.	Tageszeit
1	1:00.662	+3.391	16:21:05.627
2	57.877	+0.606	16:22:03.504
3	41:32.008	+40:34.737	17:04:33.259
4	1:20.102	+22.831	17:05:53.361
5	59.183	+1.912	17:06:52.544
6	58.631	+1.360	17:07:51.175
7	58.251	+0.980	17:08:49.426
8	58.360	+1.089	17:09:47.786
9	58.121	+0.850	17:10:45.907
10	57.271		17:11:43.178
11	57.426	+0.155	17:12:40.604

(92) Raphael Thomas

Runde	Rundenzeit	Diff.	Tageszeit
1	1:00.610	+3.412	16:21:07.017
2	57.641	+0.443	16:22:04.658
3	41:33.322	+40:36.124	17:04:35.500
4	1:19.158	+21.960	17:05:54.658
5	59.171	+1.973	17:06:53.829
6	58.067	+0.869	17:07:51.896
7	58.475	+1.277	17:08:50.371
8	58.136	+0.938	17:09:48.507
9	57.625	+0.427	17:10:46.132
10	57.198		17:11:43.330
11	57.446	+0.248	17:12:40.776

(115) Julius Berthold

Runde	Rundenzeit	Diff.	Tageszeit
1	1:09.889	+12.664	16:21:15.795
2	58.555	+1.330	16:22:14.350
3	42:23.120	+41:25.895	17:04:37.470
4	1:19.575	+22.350	17:05:57.045
5	58.635	+1.410	17:06:55.680
6	57.831	+0.606	17:07:53.511
7	57.600	+0.375	17:08:51.111
8	57.738	+0.513	17:09:48.849
9	57.613	+0.388	17:10:46.462
10	57.225		17:11:43.687
11	57.346	+0.121	17:12:41.033

(11) Maximilian Schleimer

Runde	Rundenzeit	Diff.	Tageszeit
1	57.654	+2.434	16:21:00.060
2	55.220		16:21:55.280

(19) Ennio Leib

Runde	Rundenzeit	Diff.	Tageszeit
1	58.179	+2.915	16:21:01.518
2	55.264		16:21:56.782

WAKC Kerpen

Bambini+ light

Kerpen 1,107 Km

Tageswertung Bambini

Pos.	Nr.	Nachname	Vorname	Bewerber/Sponsor	Fabrikat	R1	R2	Gesamtpunktzahl
1	26	Hoffmann	Leon	SRP Racing Team/TH Rückbau GmI	CRG/IAME Waterswift	20	20	40
2	3	Kalender	Tom	DS Kartsport/ADAC Mittelrhein e.V.	Mach 1/IAME Waterswift	16	18	34
3	6	Godenau	Ben	DS Kartsport/	Mach1/IAME Waterswift	13	16	29
4	8	Hauptenthal	Moritz	Tony-Kart-Dischner/ADAC Saarland	Tony/IAME Waterswift	14	14	28
5	4	Schlichenmeier	Max	Ebert Motorsport/ADAC Hessen-Thi	EVO Kart/IAME Waterswift	12	15	27
6	195	Streng	Phil Colin	/Kirchheim i.T.	EVO Kart/IAME	15	11	26
7	87	Schwab	Luca	DS Kartsport/Kart Club Kerpen	Mach 1/IAME Waterswift	11	12	23
8	22	Korchukov	Marcell	MK-22 Racing-Team/Bugel-Taxi & C	CRG/IAME Waterswift	10	13	23
9	11	Schleimer	Maximilian	Valier Motorsport/ADAC Mittelrhein,	Sodi/IAME Waterswift	18	0	18
10	7	Hirsch	Yannick	DS Kartsport/RSC Westerwaldring	Mach1/IAME Waterswift	8	8	16
11	44	Feeser	Tobias	MSC Nussloch e.V. ADAC/TR Motor:	Jesolo/IAME	6	10	16
12	18	Konrad	Julian	RTG Kartsport/MSK Sinzig e.V. im A	CRG/IAME Waterswift	9	5	14
13	34	Wildemann	Variato	RMW Motorsport/Ortsclub AC-Melle	Tony/IAME Waterswift	0	9	9
14	17	Paatz	Mathilda	KCK Kerpen	CRG/IAME Waterswift	5	4	9
15	88	Huhn	Matthew	/NKS	DR/IAME	0	7	7
16	19	Leib	Ennio	AC Wetzlar/RMW Motorsport	Tony/IAME Waterswift	7	0	7
17	5	Helwig	Linus R.	RMW-Motorsport/ADAC Mittelrhein	OTK / Tony /IAME Waterswift	4	3	7
18	47	Flamm	Johannes	KARTSPORTflamm/RSC Westerwal	TOPKART/IAME Waterswift	0	6	6
19	16	Mohr	Alexander	RS Motorsport/MSK Wittgenborn	Tony/IAME Waterswift	3	1	4
20	9	Doktor	Paul Moritz	CRG Deutschland/Doktor Motorspo	CRG/IAME Waterswift	2	2	4
21	10	Class	Morrison		CRG/Iame	1	1	2
22	107	Ohsenbrink	Lutz	MSC-Werl/Kartsport Lehnert	CRG /IAME	0	1	1
23	12	Rehlinger	Paul	Dischner Kartsport/MSK Losheim in	EXPRIT /IAME Waterswift	0	1	1

Bemerkungen

Ergebnis vorbehaltlich technischen und sportlichen Nachuntersuchung

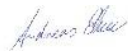
Reg-Nr.: K04/2019

Orbits

Rennleiter Andreas Ehm

Zeitnahme Monika Riehmers






Aushang:

h




WAKC Kerpen

Bambini+ light

Kerpen 1,107 Km

Tageswertung Bambini light

Pos.	Nr.	Nachname	Vorname	Bewerber/Sponsor	Fabrikat	R1	R2	Gesamtpunktzahl
1	91	Hirsch	Niklas	DS Kartsport/RSC Westerwaldring	Mach1/IAME	20	20	40
2	95	Röll	Frederick			16	18	34
3	93	Wickop	Tom	Kartsport Lehnert/	CRG /IAME	18	15	33
4	100	Rößener	Sarah		CRG/IAME	15	16	31
5	102	Dreiling	Emma	AC Schleswig/Hemkemeyer	Haase/IAME	14	13	27
6	90	Hezel	Max	Alljo-Hima-Team/Fuldaer AC e.V.	Tony/IAME	12	14	26
7	92	Thomas	Raphael	Dischner Racing/MSK Konz	Topkart/IAME	13	12	25
8	115	Berthold	Julius		Tony/Iame	0	11	11

Bemerkungen

Ergebnis vorbehaltlich technischen und sportlichen Nachuntersuchung

Reg-Nr.: K04/2019

Orbits

Rennleiter Andreas Ehm

Zeitnahme Monika Riehmers



Aushang:

h

