

RMC Clubsport Wittgenborn 2019
Junior
Wittgenborn 1,038 Km
Warm up
01.09.2019 08:22
Training (7:00 Zeit) gestartet um 8:22:06

Pos.	Nr.	Name	Nat-Wohnort	Fabrikat	Bewerber-Sponsor	Rnd.	Beste Zeit	Diff.	In Rd.	km/h
1	249	Luca Thiel	GER-Melle	EXPRIT	JJ RACING	8	48.399		8	77,208
2	293	Bastian Barlage	GER-Asendorf	EXPRIT		8	48.630	0.231	8	76,841
3	233	Linus Hensen	GER-Juebek	MACH1	KARTSCHMIE.DE	8	48.694	0.295	6	76,740
4	269	Dennis Thiem	GER-Trebbin	KOSMIC		8	48.753	0.354	7	76,648
5	211	Valentin Kluss	GER-Bad Mergentheim	TONY	RS COMPETITION	8	48.798	0.399	8	76,577
6	226	Nikita Gense	GER-Wuppertal	SODI		8	48.805	0.406	8	76,566
7	247	Finn Zulauf	GER-Koenigstein	EXPRIT	SDLRACING	8	48.852	0.453	8	76,492
8	246	Gianni Andrisani	GER-Harrislee	TONY	RS COMPETITION	8	48.903	0.504	7	76,412
9	239	Giuseppe Fico	GER-Ibbenbueren	EXPRIT	FICO GIUSEPPE	8	48.909	0.510	8	76,403
10	205	Milan Loven Rytter	GER-Pfedelbach	TONY	RS COMPETITION	8	48.957	0.558	7	76,328
11	232	Richard Thomas	GER-Colbitz			8	48.961	0.562	6	76,322
12	203	Lukas Thomsen	GER-Suederbrarup	MACH1	KARTSCHMIE.DE	8	48.976	0.577	8	76,299
13	252	Phil Vogel	GER-Hockenheim	KALI		8	48.996	0.597	7	76,267
14	217	Lukas Scherbinskas	GER-Altenstadt	OTK	NSL RACING	8	49.032	0.633	7	76,211
15	242	Denny Berndt	GER-Berlin	TONY	KARTSPORT KLIMM	8	49.139	0.740	8	76,046
16	245	Farin Megger	GER-Haltern Am See	MACH	KARTSCHMIE.DE	8	49.208	0.809	7	75,939
17	206	Hannes Borde	GER-Eschenburg	EXPRIT	SDL RACING	8	49.217	0.818	6	75,925
18	254	Leo-Noel Langlotz	GER-Oberhausen Rheinla	MARANELLO	NEES RACING	8	49.414	1.015	8	75,622
19	244	Michael Endris	GER-Kirweiler	TB		8	49.433	1.034	6	75,593
20	231	Finn Grube	GER-Schweppenhausen	FA		8	49.547	1.148	6	75,419
21	258	Gregor Feigenspan	GER-Burgdorf	EXPRIT	RCK TEAM HANNOVER	7	49.619	1.220	7	75,310
22	207	Silas Loven Rytter	GER-Pfedelbach	TONY	RS COMPETITION	8	49.658	1.259	6	75,251
23	228	Luis Jacobs	GER-Sulzbach	CRG	42 COMPETITION	8	49.683	1.284	6	75,213
24	219	Kian Aghasadeh	GER-Wuppertal	SODI		8	49.728	1.329	8	75,145
25	253	Nevio Fischer	GER-Ingelfingen	TONY		8	49.799	1.400	7	75,038
26	299	Alexander Kapa	GER-Oberursel	KALI		8	49.889	1.490	6	74,902
27	257	Ferdinando Casale	GER-Oberursel	MARANELLO	CASALE FERDINANDO	5	49.997	1.598	5	74,740
28	296	Michael Sommer	GER-Giessen	MACH1		8	50.000	1.601	6	74,736
29	212	Paul Koch	GER-Neuhofen	PRAGA		8	50.020	1.621	8	74,706
30	255	Maxim Bloecher	GER-Marburg- Cappel	MARANELLO	NEES RACING	7	50.166	1.767	7	74,489
31	202	Raffaele Basile	GER-Langen	MACH1		8	50.184	1.785	8	74,462
32	277	Kim-Leon Kublik	GER-Uelzen	OTK	KRAFT MOTORSPORT RSG HAMBURG	8	50.254	1.855	6	74,358
33	222	Noah Gabriel Vogler	GER-Ranstadt	TONY	KARTSPORT KLIMM	2	52.212	3.813	2	71,570

RMC Clubsport Wittgenborn 2019

Junior

Wittgenborn 1,038 Km

Warm up

01.09.2019 08:22

Training (7:00 Zeit) gestartet um 8:22:06

Runde	Rundenzeit	Diff.	Tageszeit
7	49.865	+0.318	8:28:54.970
8	50.176	+0.629	8:29:45.146

(258) Gregor Feigenspan

1	54.392	+4.773	8:24:12.120
2	51.443	+1.824	8:25:03.563
3	51.051	+1.432	8:25:54.614
4	50.162	+0.543	8:26:44.776
5	50.072	+0.453	8:27:34.848
6	49.934	+0.315	8:28:24.782
7	49.619		8:29:14.401

(207) Silas Loven Rytter

1	53.005	+3.347	8:23:38.802
2	51.833	+2.175	8:24:30.635
3	50.435	+0.777	8:25:21.070
4	49.735	+0.077	8:26:10.805
5	49.771	+0.113	8:27:00.576
6	49.658		8:27:50.234
7	49.798	+0.140	8:28:40.032
8	49.939	+0.281	8:29:29.971

(228) Luis Jacobs

1	55.410	+5.727	8:23:48.141
2	51.754	+2.071	8:24:39.895
3	51.027	+1.344	8:25:30.922
4	50.150	+0.467	8:26:21.072
5	49.699	+0.016	8:27:10.771
6	49.683		8:28:00.454
7	52.929	+3.246	8:28:53.383
8	50.390	+0.707	8:29:43.773

(219) Kian Aghasadeh

1	55.629	+5.901	8:23:50.565
2	52.578	+2.850	8:24:43.143
3	51.282	+1.554	8:25:34.425
4	50.640	+0.912	8:26:25.065
5	49.898	+0.170	8:27:14.963
6	49.877	+0.149	8:28:04.840
7	49.971	+0.243	8:28:54.811
8	49.728		8:29:44.539

(253) Nevio Fischer

1	55.402	+5.603	8:23:50.998
2	52.207	+2.408	8:24:43.205
3	51.370	+1.571	8:25:34.575
4	50.695	+0.896	8:26:25.270
5	49.969	+0.170	8:27:15.239
6	50.236	+0.437	8:28:05.475
7	49.799		8:28:55.274
8	50.442	+0.643	8:29:45.716

(299) Alexander Kapa

1	55.114	+5.225	8:23:55.505
2	52.147	+2.258	8:24:47.652
3	51.307	+1.418	8:25:38.959
4	50.418	+0.529	8:26:29.377
5	50.327	+0.438	8:27:19.704
6	49.889		8:28:09.593
7	50.206	+0.317	8:28:59.799
8	50.009	+0.120	8:29:49.808

(257) Ferdinando Casale

1	54.524	+4.527	8:23:59.027
2	50.960	+0.963	8:24:49.987
3	50.825	+0.828	8:25:40.812

Runde	Rundenzeit	Diff.	Tageszeit
4	50.306	+0.309	8:26:31.118
5	49.997		8:27:21.115

(296) Michael Sommer

1	54.983	+4.983	8:23:49.103
2	52.150	+2.150	8:24:41.253
3	51.725	+1.725	8:25:32.978
4	50.688	+0.688	8:26:23.666
5	50.443	+0.443	8:27:14.109
6	50.000		8:28:04.109
7	50.477	+0.477	8:28:54.586
8	50.267	+0.267	8:29:44.853

(212) Paul Koch

1	54.706	+4.686	8:23:51.563
2	52.023	+2.003	8:24:43.586
3	51.633	+1.613	8:25:35.219
4	50.935	+0.915	8:26:26.154
5	50.158	+0.138	8:27:16.312
6	50.569	+0.549	8:28:06.881
7	50.240	+0.220	8:28:57.121
8	50.020		8:29:47.141

(255) Maxim Bloecher

1	54.901	+4.735	8:24:07.031
2	52.229	+2.063	8:24:59.260
3	51.631	+1.465	8:25:50.891
4	50.930	+0.764	8:26:41.821
5	50.669	+0.503	8:27:32.490
6	50.601	+0.435	8:28:23.091
7	50.166		8:29:13.257

(202) Raffaele Basile

1	55.033	+4.849	8:23:53.583
2	51.922	+1.738	8:24:45.505
3	51.163	+0.979	8:25:36.668
4	50.854	+0.670	8:26:27.522
5	50.662	+0.478	8:27:18.184
6	50.473	+0.289	8:28:08.657
7	50.707	+0.523	8:28:59.364
8	50.184		8:29:49.548

(277) Kim-Leon Kublik

1	55.477	+5.223	8:23:47.318
2	52.492	+2.238	8:24:39.810
3	52.035	+1.781	8:25:31.845
4	51.252	+0.998	8:26:23.097
5	50.418	+0.164	8:27:13.515
6	50.254		8:28:03.769
7	50.965	+0.711	8:28:54.734
8	50.900	+0.646	8:29:45.634

(222) Noah Gabriel Vogler

1	55.011	+2.799	8:23:48.356
2	52.212		8:24:40.568

RMC Clubsport Wittgenborn 2019

Junior
Wittgenborn 1,038 Km
Zeittraining
01.09.2019 09:37
Qualifikation (7:00 Zeit) gestartet um 9:37:06

Pos.	Nr.	Name	Nat-Wohnort	Fabrikat	Bewerber-Sponsor	Rnd.	Beste Zeit	Diff.	In Rd.	km/h
1	233	Linus Hensen	GER-Juebek	MACH1	KARTSCHMIE.DE	8	47.270		7	79,052
2	249	Luca Thiel	GER-Melle	EXPRIT	JJ RACING	8	47.275	0.005	3	79,044
3	226	Nikita Gense	GER-Wuppertal	SODI		8	47.305	0.035	6	78,994
4	246	Gianni Andrisani	GER-Harrislee	TONY	RS COMPETITION	8	47.348	0.078	6	78,922
5	211	Valentin Kluss	GER-Bad Mergentheim	TONY	RS COMPETITION	9	47.380	0.110	4	78,869
6	245	Farin Megger	GER-Haltern Am See	MACH	KARTSCHMIE.DE	8	47.394	0.124	3	78,845
7	207	Silas Loven Rytter	GER-Pfedelbach	TONY	RS COMPETITION	9	47.406	0.136	7	78,825
8	206	Hannes Borde	GER-Eschenburg	EXPRIT	SDL RACING	9	47.499	0.229	7	78,671
9	269	Dennis Thiem	GER-Trebbin	KOSMIC		7	47.605	0.335	5	78,496
10	217	Lukas Scherbinskas	GER-Altenstadt	OTK	NSL RACING	9	47.612	0.342	6	78,484
11	239	Giuseppe Fico	GER-Ibbenbueren	EXPRIT	FICO GIUSEPPE	7	47.614	0.344	5	78,481
12	293	Bastian Barlage	GER-Asendorf	EXPRIT		8	47.618	0.348	8	78,475
13	247	Finn Zulauf	GER-Koenigstein	EXPRIT	SDLRACING	8	47.662	0.392	6	78,402
14	244	Michael Endris	GER-Kirrweiler	TB		7	47.738	0.468	6	78,277
15	219	Kian Aghasadeh	GER-Wuppertal	SODI		8	47.741	0.471	5	78,272
16	222	Noah Gabriel Vogler	GER-Ranstadt	TONY	KARTSPORT KLIMM	8	47.744	0.474	6	78,267
17	205	Milan Loven Rytter	GER-Pfedelbach	TONY	RS COMPETITION	8	47.746	0.476	6	78,264
18	242	Denny Berndt	GER-Berlin	TONY	KARTSPORT KLIMM	8	47.761	0.491	6	78,240
19	203	Lukas Thomsen	GER-Suederbrarup	MACH1	KARTSCHMIE.DE	8	47.781	0.511	7	78,207
20	228	Luis Jacobs	GER-Sulzbach	CRG	42 COMPETITION	8	47.819	0.549	6	78,145
21	254	Leo-Noel Langlotz	GER-Oberhausen Rheinla	MARANELLO	NEES RACING	7	47.908	0.638	6	77,999
22	231	Finn Grube	GER-Schweppenhausen	FA		8	47.989	0.719	7	77,868
23	253	Nevio Fischer	GER-Ingelfingen	TONY		8	48.009	0.739	8	77,835
24	277	Kim-Leon Kublik	GER-Uelzen	OTK	KRAFT MOTORSPORT RSG HAMBURG	7	48.010	0.740	6	77,834
25	232	Richard Thomas	GER-Colbitz			7	48.075	0.805	5	77,729
26	258	Gregor Feigenspan	GER-Burgdorf	EXPRIT	RCK TEAM HANNOVER	7	48.167	0.897	7	77,580
27	252	Phil Vogel	GER-Hockenheim	Tony	KartSport Klimm	8	48.232	0.962	7	77,476
28	296	Michael Sommer	GER-Giessen	MACH1		8	48.240	0.970	6	77,463
29	257	Ferdinando Casale	GER-Oberursel	MARANELLO	CASALE FERDINANDO	8	48.305	1.035	7	77,358
30	299	Alexander Kapa	GER-Oberursel	KALI		8	48.337	1.067	8	77,307
31	202	Raffaele Basile	GER-Langen	MACH1		8	48.472	1.202	4	77,092
32	255	Maxim Bloecher	GER-Marburg- Cappel	MARANELLO	NEES RACING	7	48.916	1.646	7	76,392
33	286	Lingo Gazzo	GER-Reinheim	TONY		7	51.856	4.586	6	72,061

Bemerkungen

Ergebnis vorbehaltlich der technischen und sportlichen Nachuntersuchungen!

RMC Clubsport Wittgenborn 2019

Junior

Wittgenborn 1,038 Km

Zeittraining

01.09.2019 09:37

Qualifikation (7:00 Zeit) gestartet um 9:37:06

Pos.	Nr.	Name	Nat-Wohnort	Fabrikat	Bewerber-Sponsor	Rnd.	Beste Zeit	Diff.	In Rd.	km/h
MAX Junior Club										
1	269	Dennis Thiem	GER-Trebbin	KOSMIC		7	47.605		5	78,496
2	293	Bastian Barlage	GER-Asendorf	EXPRIT		8	47.618	0.013	8	78,475
3	254	Leo-Noel Langlotz	GER-Oberhausen Rheinha	MARANELLO	NEES RACING	7	47.908	0.303	6	77,999
4	231	Finn Grube	GER-Schweppenhausen	FA		8	47.989	0.384	7	77,868
5	253	Nevio Fischer	GER-Ingelfingen	TONY		8	48.009	0.404	8	77,835
6	277	Kim-Leon Kublik	GER-Uelzen	OTK	KRAFT MOTORSPORT RSG HAMBURG	7	48.010	0.405	6	77,834
7	258	Gregor Feigenspan	GER-Burgdorf	EXPRIT	RCK TEAM HANNOVER	7	48.167	0.562	7	77,580
8	252	Phil Vogel	GER-Hockenheim	Tony	Kartsport Klimm	8	48.232	0.627	7	77,476
9	296	Michael Sommer	GER-Giessen	MACH1		8	48.240	0.635	6	77,463
10	257	Ferdinando Casale	GER-Oberursel	MARANELLO	CASALE FERDINANDO	8	48.305	0.700	7	77,358
11	299	Alexander Kapa	GER-Oberursel	KALI		8	48.337	0.732	8	77,307
12	255	Maxim Bloecher	GER-Marburg- Cappel	MARANELLO	NEES RACING	7	48.916	1.311	7	76,392
13	286	Lingo Gazzo	GER-Reinheim	TONY		7	51.856	4.251	6	72,061

MAX Junior National

1	233	Linus Hensen	GER-Juebek	MACH1	KARTSCHMIE.DE	8	47.270		7	79,052
2	249	Luca Thiel	GER-Melle	EXPRIT	JJ RACING	8	47.275	0.005	3	79,044
3	226	Nikita Gense	GER-Wuppertal	SODI		8	47.305	0.035	6	78,994
4	246	Gianni Andrisani	GER-Harrislee	TONY	RS COMPETITION	8	47.348	0.078	6	78,922
5	211	Valentin Kluss	GER-Bad Mergentheim	TONY	RS COMPETITION	9	47.380	0.110	4	78,869
6	245	Farin Megger	GER-Haltern Am See	MACH	KARTSCHMIE.DE	8	47.394	0.124	3	78,845
7	207	Silas Loven Rytter	GER-Pfedelbach	TONY	RS COMPETITION	9	47.406	0.136	7	78,825
8	206	Hannes Borde	GER-Eschenburg	EXPRIT	SDL RACING	9	47.499	0.229	7	78,671
9	217	Lukas Scherbinkas	GER-Altenstadt	OTK	NSL RACING	9	47.612	0.342	6	78,484
10	239	Giuseppe Fico	GER-Ibbenbueren	EXPRIT	FICO GIUSEPPE	7	47.614	0.344	5	78,481
11	247	Finn Zulauf	GER-Koenigstein	EXPRIT	SDLRACING	8	47.662	0.392	6	78,402
12	244	Michael Endris	GER-Kirweiler	TB		7	47.738	0.468	6	78,277
13	219	Kian Aghasadeh	GER-Wuppertal	SODI		8	47.741	0.471	5	78,272
14	222	Noah Gabriel Vogler	GER-Ranstadt	TONY	KARTSPORT KLIMM	8	47.744	0.474	6	78,267
15	205	Milan Loven Rytter	GER-Pfedelbach	TONY	RS COMPETITION	8	47.746	0.476	6	78,264
16	242	Denny Berndt	GER-Berlin	TONY	KARTSPORT KLIMM	8	47.761	0.491	6	78,240
17	203	Lukas Thomsen	GER-Suederbrarup	MACH1	KARTSCHMIE.DE	8	47.781	0.511	7	78,207
18	228	Luis Jacobs	GER-Sulzbach	CRG	42 COMPETITION	8	47.819	0.549	6	78,145
19	232	Richard Thomas	GER-Colbitz			7	48.075	0.805	5	77,729
20	202	Raffaele Basile	GER-Langen	MACH1		8	48.472	1.202	4	77,092

Bemerkungen

Ergebnis vorbehaltlich der technischen und sportlichen Nachuntersuchungen!

RMC Clubsport Wittgenborn 2019

Junior

Wittgenborn 1,038 Km

Zeittraining

01.09.2019 09:37

Qualifikation (7:00 Zeit) gestartet um 9:37:06

Runde	Rundenzeit	Diff.	Tageszeit
6	47.819		9:42:55.615
7	47.874	+0.055	9:43:43.489
8	48.115	+0.296	9:44:31.604

(254) Leo-Noel Langlotz

1	56.116	+8.208	9:39:17.419
2	49.165	+1.257	9:40:06.584
3	49.054	+1.146	9:40:55.638
4	48.411	+0.503	9:41:44.049
5	47.934	+0.026	9:42:31.983
6	47.908		9:43:19.891
7	49.391	+1.483	9:44:09.282

(231) Finn Grube

1	50.406	+2.417	9:38:32.621
2	49.938	+1.949	9:39:22.559
3	49.462	+1.473	9:40:12.021
4	48.307	+0.318	9:41:00.328
5	48.422	+0.433	9:41:48.750
6	48.217	+0.228	9:42:36.967
7	47.989		9:43:24.956
8	48.574	+0.585	9:44:13.530

(253) Nevio Fischer

1	51.490	+3.481	9:38:31.558
2	50.525	+2.516	9:39:22.083
3	50.150	+2.141	9:40:12.233
4	48.839	+0.830	9:41:01.072
5	48.863	+0.854	9:41:49.935
6	48.231	+0.222	9:42:38.166
7	48.258	+0.249	9:43:26.424
8	48.009		9:44:14.433

(277) Kim-Leon Kublik

1	50.806	+2.796	9:39:21.974
2	49.936	+1.926	9:40:11.910
3	48.708	+0.698	9:41:00.618
4	48.470	+0.460	9:41:49.088
5	48.230	+0.220	9:42:37.318
6	48.010		9:43:25.328
7	48.443	+0.433	9:44:13.771

(232) Richard Thomas

1	51.584	+3.509	9:39:19.310
2	50.960	+2.885	9:40:10.270
3	48.366	+0.291	9:40:58.636
4	49.346	+1.271	9:41:47.982
5	48.075		9:42:36.057
6	48.099	+0.024	9:43:24.156
7	48.193	+0.118	9:44:12.349

(258) Gregor Feigenspan

1	51.314	+3.147	9:39:15.882
2	49.272	+1.105	9:40:05.154
3	48.598	+0.431	9:40:53.752
4	48.439	+0.272	9:41:42.191
5	48.207	+0.040	9:42:30.398
6	48.450	+0.283	9:43:18.848
7	48.167		9:44:07.015

(252) Phil Vogel

1	50.659	+2.427	9:38:30.567
2	49.178	+0.946	9:39:19.745
3	49.818	+1.586	9:40:09.563
4	48.539	+0.307	9:40:58.102
5	48.498	+0.266	9:41:46.600

Runde	Rundenzeit	Diff.	Tageszeit
6	48.670	+0.438	9:42:35.270
7	48.232		9:43:23.502
8	48.333	+0.101	9:44:11.835

(296) Michael Sommer

1	1:02.704	+14.464	9:38:53.460
2	51.202	+2.962	9:39:44.662
3	48.563	+0.323	9:40:33.225
4	48.338	+0.098	9:41:21.563
5	48.337	+0.097	9:42:09.900
6	48.240		9:42:58.140
7	57.267	+9.027	9:43:55.407
8	49.136	+0.896	9:44:44.543

(257) Ferdinando Casale

1	50.465	+2.160	9:38:30.279
2	49.355	+1.050	9:39:19.634
3	49.849	+1.544	9:40:09.483
4	48.512	+0.207	9:40:57.995
5	48.519	+0.214	9:41:46.514
6	49.293	+0.988	9:42:35.807
7	48.305		9:43:24.112
8	49.212	+0.907	9:44:13.324

(299) Alexander Kapa

1	50.938	+2.601	9:38:37.090
2	49.106	+0.769	9:39:26.196
3	48.579	+0.242	9:40:14.775
4	48.709	+0.372	9:41:03.484
5	48.510	+0.173	9:41:51.994
6	48.729	+0.392	9:42:40.723
7	48.995	+0.658	9:43:29.718
8	48.337		9:44:18.055

(202) Raffaele Basile

1	50.776	+2.304	9:38:37.494
2	49.374	+0.902	9:39:26.868
3	48.868	+0.396	9:40:15.736
4	48.472		9:41:04.208
5	48.488	+0.016	9:41:52.696
6	49.163	+0.691	9:42:41.859
7	48.836	+0.364	9:43:30.695
8	48.783	+0.311	9:44:19.478

(255) Maxim Bloecher

1	57.191	+8.275	9:39:18.680
2	50.507	+1.591	9:40:09.187
3	1:03.806	+14.890	9:41:12.993
4	49.400	+0.484	9:42:02.393
5	49.663	+0.747	9:42:52.056
6	48.957	+0.041	9:43:41.013
7	48.916		9:44:29.929


(286) Lingo Gazzo

1	1:00.696	+8.840	9:39:17.413
2	1:01.022	+9.166	9:40:18.435
3	56.008	+4.152	9:41:14.443
4	57.645	+5.789	9:42:12.088
5	53.514	+1.658	9:43:05.602
6	51.856		9:43:57.458
7	54.249	+2.393	9:44:51.707

RMC Clubsport Wittgenborn 2019

Junior Wittgenborn 1,038 Km
 Wertungslauf 1 Club 01.09.2019 11:12
 Rennen (11:00 und 1 Runden)

255	286	7
12	13	
257	299	6
10	11	
252	296	5
8	9	
277	258	4
6	7	
231	253	3
4	5	
293	254	2
2	3	
	269	1
	POLE POSITION 1	




RMC Clubsport Wittgenborn 2019

Junior Wittgenborn 1,038 Km
 Wertungslauf 1 NAT 01.09.2019 11:33
 Rennen (11:00 und 1 Runden)

202	232	10	
20	19		
228	203		9
18	17		
242	205		8
16	15		
222	219		7
14	13		
244	247		6
12	11		
239	217	5	
10	9		
206	207	4	
8	7		
245	211	3	
6	5		
246	226	2	
4	3		
249	233	1	
2	1		

POLE POSITION





Dörr Group



DMSB



RMC Clubsport Wittgenborn 2019

Junior

Wittgenborn 1,038 Km

Wertungslauf 1 Club

01.09.2019 11:12

-NEU I-

Rennen (11:00 und 1 Runden) gestartet um 11:14:09

Pos.	Nr.	Name	Nat-Wohnort	Fabrikat	Bewerber-Sponsor	Rnd.	Gesamtzeit	Diff.	Beste Zeit	In Rd.	Pkt.
1	293	Bastian Barlage	GER-Asendorf	EXPRIT		15	11:59.663		47.723	7	25
2	254	Leo-Noel Langlotz	GER-Oberhausen Rh	MARANELLO	NEES RACING	15	12:00.199	0.536	47.672	7	20
3	231	Finn Grube	GER-Schweppenhou	FA		15	12:03.064	3.401	47.885	6	16
4	253	Nevio Fischer	GER-Ingelfingen	TONY		15	12:04.464	4.801	47.980	4	13
5	277	Kim-Leon Kublik	GER-Uelzen	OTK	KRAFT MOTORSPORT RSG HAMBURG	15	12:07.068	7.405	48.001	10	11
6	296	Michael Sommer	GER-Giessen	MACH1		15	12:11.015	11.352	48.279	5	10
7	257	Ferdinando Casale	GER-Oberursel	MARANELLO	CASALE FERDINANDO	15	12:11.231	11.568	47.848	13	9
8	252	Phil Vogel	GER-Hockenheim	Tony	Kartsport Klimm	15	12:13.330	13.667	48.104	4	8
9	299	Alexander Kapa	GER-Oberursel	KALI		15	12:15.154	15.491	48.370	11	7
10	286	Luigi Gazzo	GER-Reinheim	TONY		15	12:37.672	38.009	49.635	7	6
11	258	Gregor Feigenspan	GER-Burgdorf	EXPRIT	RCK TEAM HANNOVER	3	2:31.345	12 Runden	48.350	3	5
12	255	Maxim Bloecher	GER-Marburg- Capp	MARANELLO	NEES RACING	1	52.492	14 Runden	51.159	1	4
Nicht Klassifiziert											
DQ	269	Dennis Thiem	GER-Trebbin	KOSMIC		15	11:59.910	EXC	47.586	6	0

Bemerkungen

Ergebnis vorbehaltlich der technischen und sportlichen Nachuntersuchungen!
Start-Nr.: 269 Disqualifikation; Rennleiterentscheidung (Technik)

Vorsprung	Ø km/h	Beste Rundenzeit	km/h	Beste Runde von
0.536	77,886	47.672	78,386	254 - Leo-Noel Langlotz

Official Timing camp-company.de / mwraceconsulting.com

Orbits

Rennleiter Camilo Röbinger

Zeitnahme J. Jägerr



Reg. Nr. C-KA 09/19


Aushang h

Gedruckt: 01.09.2019 11:51:57

RMC Clubsport Wittgenborn 2019

Junior Wittgenborn 1,038 Km
 Wertungslauf 2 Club 01.09.2019 14:42
 Rennen (11:00 und 1 Runden)

		269	7
255	12	258	6
286	10	299	5
252	8	257	4
296	6	277	3
253	4	231	2
254	2	293	1
		POLE POSITION 1	



RMC Clubsport Wittgenborn 2019

Junior

Wittgenborn 1,038 Km

Wertungslauf 1 NAT

01.09.2019 11:33

Rennen (11:00 und 1 Runden) gestartet um 11:34:57

Pos.	Nr.	Name	Nat-Wohnort	Fabrikat	Bewerber-Sponsor	Rnd.	Gesamtzeit	Diff.	Beste Zeit	In Rd.	Pkt.
1	233	Linus Hensen	GER-Juebek	MACH1	KARTSCHMIE.DE	15	11:50.880		47.088	9	25
2	249	Luca Thiel	GER-Melle	EXPRIT	JJ RACING	15	11:51.507	0.627	47.149	14	20
3	211	Valentin Kluss	GER-Bad Mergenthe	TONY	RS COMPETITION	15	11:52.776	1.896	47.114	14	16
4	226	Nikita Gense	GER-Wuppertal	SODI		15	11:53.005	2.125	47.076	9	13
5	246	Gianni Andrisani	GER-Harrislee	TONY	RS COMPETITION	15	11:53.142	2.262	47.135	6	11
6	207	Silas Loven Rytter	GER-Pfedelbach	TONY	RS COMPETITION	15	11:54.201	3.321	47.297	7	10
7	206	Hannes Borde	GER-Eschenburg	EXPRIT	SDL RACING	15	11:56.248	5.368	47.307	9	9
8	245	Farin Megger	GER-Haltern Am See	MACH	KARTSCHMIE.DE	15	11:56.643	5.763	47.365	4	8
9	239	Giuseppe Fico	GER-Ibbenbueren	EXPRIT	FICO GIUSEPPE	15	11:59.236	8.356	47.441	6	7
10	203	Lukas Thomsen	GER-Suederbrarup	MACH1	KARTSCHMIE.DE	15	12:00.287	9.407	47.457	15	6
11	242	Denny Berndt	GER-Berlin	TONY	KARTSPORT KLIMM	15	12:00.705	9.825	47.464	12	5
12	247	Finn Zulauf	GER-Koenigstein	EXPRIT	SDLRACING	15	12:02.370	11.490	47.577	8	4
13	219	Kian Aghasadeh	GER-Wuppertal	SODI		15	12:04.624	13.744	47.551	11	3
14	232	Richard Thomas	GER-Colbitz			15	12:06.434	15.554	47.829	5	2
15	244	Michael Endris	GER-Kirrweiler	TB		15	12:14.904	24.024	47.816	7	1
16	202	Raffaele Basile	GER-Langen	MACH1		15	12:16.620	25.740	48.295	13	0
17	212	Paul Koch	GER-Neuhofen	PRAGA		15	12:18.033	27.153	48.333	13	0
18	205	Milan Loven Rytter	GER-Pfedelbach	TONY	RS COMPETITION	12	9:39.570	3 Runden	47.664	8	0
19	222	Noah Gabriel Vogler	GER-Ranstadt	TONY	KARTSPORT KLIMM	8	6:27.488	7 Runden	47.572	8	0
20	228	Luis Jacobs	GER-Sulzbach	CRG	42 COMPETITION	8	6:28.012	7 Runden	47.445	8	0
21	217	Lukas Scherbinskas	GER-Altenstadt	OTK	NSL RACING	4	3:13.056	11 Runden	47.482	4	0

Bemerkungen

Ergebnis vorbehaltlich der technischen und sportlichen Nachuntersuchungen!

Vorsprung	Ø km/h	Beste Rundenzeit	km/h	Beste Runde von
0.627	78,849	47.076	79,378	226 - Nikita Gense

Official Timing camp-company.de / mwraceconsulting.com

Orbits

Rennleiter Camilo Röbinger

Zeitnahme J. Jägerr

Reg. Nr. C-KA 09/19

Aushang h

Gedruckt: 01.09.2019 11:51:10

RMC Clubsport Wittgenborn 2019

Junior

Wittgenborn 1,038 Km

Wertungslauf 1 NAT

01.09.2019 11:33

Rennen (11:00 und 1 Runden) gestartet um 11:34:57

Runde	Rundenzeit	Diff.	Tageszeit
10	47.818	+0.241	11:43:00.290
11	47.826	+0.249	11:43:48.116
12	47.893	+0.316	11:44:36.009
13	47.756	+0.179	11:45:23.765
14	47.896	+0.319	11:46:11.661
15	47.794	+0.217	11:46:59.455

(219) Kian Aghasadeh

1	50.740	+3.189	11:35:48.796
2	48.013	+0.462	11:36:36.809
3	49.240	+1.689	11:37:26.049
4	49.301	+1.750	11:38:15.350
5	47.958	+0.407	11:39:03.308
6	47.652	+0.101	11:39:50.960
7	47.678	+0.127	11:40:38.638
8	47.808	+0.257	11:41:26.446
9	47.889	+0.338	11:42:14.335
10	47.979	+0.428	11:43:02.314
11	47.551		11:43:49.865
12	47.672	+0.121	11:44:37.537
13	48.265	+0.714	11:45:25.802
14	47.922	+0.371	11:46:13.724
15	47.985	+0.434	11:47:01.709

(232) Richard Thomas

1	52.376	+4.547	11:35:51.097
2	48.047	+0.218	11:36:39.144
3	48.547	+0.718	11:37:27.691
4	47.942	+0.113	11:38:15.633
5	47.829		11:39:03.462
6	47.834	+0.005	11:39:51.296
7	47.921	+0.092	11:40:39.217
8	47.984	+0.155	11:41:27.201
9	48.044	+0.215	11:42:15.245
10	48.046	+0.217	11:43:03.291
11	47.912	+0.083	11:43:51.203
12	48.163	+0.334	11:44:39.366
13	48.085	+0.256	11:45:27.451
14	48.026	+0.197	11:46:15.477
15	48.042	+0.213	11:47:03.519

(244) Michael Endris

1	51.748	+3.932	11:35:49.932
2	48.596	+0.780	11:36:38.528
3	55.537	+7.721	11:37:34.065
4	47.932	+0.116	11:38:21.997
5	48.074	+0.258	11:39:10.071
6	48.065	+0.249	11:39:58.136
7	47.816		11:40:45.952
8	47.997	+0.181	11:41:33.949
9	48.780	+0.964	11:42:22.729
10	48.676	+0.860	11:43:11.405
11	48.375	+0.559	11:43:59.780
12	48.002	+0.186	11:44:47.782
13	48.141	+0.325	11:45:35.923
14	48.064	+0.248	11:46:23.987
15	48.002	+0.186	11:47:11.989

(202) Raffaele Basile

1	53.944	+5.649	11:35:52.745
2	48.674	+0.379	11:36:41.419
3	48.560	+0.265	11:37:29.979
4	48.420	+0.125	11:38:18.399
5	49.247	+0.952	11:39:07.646
6	48.805	+0.510	11:39:56.451
7	48.611	+0.316	11:40:45.062

Runde	Rundenzeit	Diff.	Tageszeit
8	48.486	+0.191	11:41:33.548
9	48.852	+0.557	11:42:22.400
10	48.854	+0.559	11:43:11.254
11	48.886	+0.591	11:44:00.140
12	48.410	+0.115	11:44:48.550
13	48.295		11:45:36.845
14	48.331	+0.036	11:46:25.176
15	48.529	+0.234	11:47:13.705

(212) Paul Koch

1	53.364	+5.031	11:35:52.204
2	48.885	+0.552	11:36:41.089
3	49.117	+0.784	11:37:30.206
4	48.575	+0.242	11:38:18.781
5	48.961	+0.628	11:39:07.742
6	48.887	+0.554	11:39:56.629
7	48.673	+0.340	11:40:45.302
8	48.901	+0.568	11:41:34.203
9	48.980	+0.647	11:42:23.183
10	48.593	+0.260	11:43:11.776
11	48.670	+0.337	11:44:00.446
12	48.494	+0.161	11:44:48.940
13	48.333		11:45:37.273
14	48.935	+0.602	11:46:26.208
15	48.910	+0.577	11:47:15.118

(205) Milan Loven Rytter

1	50.157	+2.493	11:35:48.348
2	48.027	+0.363	11:36:36.375
3	47.754	+0.090	11:37:24.129
4	47.795	+0.131	11:38:11.924
5	47.761	+0.097	11:38:59.685
6	47.704	+0.040	11:39:47.389
7	47.715	+0.051	11:40:35.104
8	47.664		11:41:22.768
9	48.387	+0.723	11:42:11.155
10	48.549	+0.885	11:42:59.704
11	48.086	+0.422	11:43:47.790
12	48.865	+1.201	11:44:36.655

(222) Noah Gabriel Vogler

1	51.164	+3.592	11:35:49.440
2	48.333	+0.761	11:36:37.773
3	47.703	+0.131	11:37:25.476
4	47.823	+0.251	11:38:13.299
5	48.049	+0.477	11:39:01.348
6	48.027	+0.455	11:39:49.375
7	47.626	+0.054	11:40:37.001
8	47.572		11:41:24.573

(228) Luis Jacobs

1	52.154	+4.709	11:35:50.672
2	48.026	+0.581	11:36:38.698
3	48.510	+1.065	11:37:27.208
4	47.817	+0.372	11:38:15.025
5	47.562	+0.117	11:39:02.587
6	47.569	+0.124	11:39:50.156
7	47.496	+0.051	11:40:37.652
8	47.445		11:41:25.097


(217) Lukas Scherbinkas

1	49.690	+2.208	11:35:47.486
2	47.677	+0.195	11:36:35.163
3	47.496	+0.014	11:37:22.659
4	47.482		11:38:10.141

RMC Clubsport Wittgenborn 2019

Junior Wittgenborn 1,038 Km
 Wertungslauf 2 NAT 01.09.2019 15:03
 Rennen (11:00 und 1 Runden)

		217	11
		21	
228		222	10
20		19	
205		212	9
18		17	
202		244	8
16		15	
232		219	7
14		13	
247		242	6
12		11	
203		239	5
10		9	
245		206	4
8		7	
207		246	3
6		5	
226		211	2
4		3	
249		233	1
2		POLE POSITION	



RMC Clubsport Wittgenborn 2019

Junior

Wittgenborn 1,038 Km

Wertungslauf 2 Club

01.09.2019 14:42

Rennen (11:00 und 1 Runden) gestartet um 14:43:56

Pos.	Nr.	Name	Nat-Wohnort	Fabrikat	Bewerber-Sponsor	Rnd.	Gesamtzeit	Diff.	Beste Zeit	In Rd.	Pkt.
1	293	Bastian Barlage	GER-Asendorf	EXPRIT		15	12:05.266		48.074	15	25
2	254	Leo-Noel Langlotz	GER-Oberhausen Rf	MARANELLO	NEES RACING	15	12:07.155	1.889	48.006	15	20
3	231	Finn Grube	GER-Schweppenhou	FA		15	12:07.769	2.503	48.227	13	16
4	277	Kim-Leon Kublik	GER-Uelzen	OTK	KRAFT MOTORSPORT RSG HAMBURG	15	12:08.038	2.772	48.151	11	13
5	253	Nevio Fischer	GER-Ingelfingen	TONY		15	12:08.861	3.595	48.308	11	11
6	269	Dennis Thiem	GER-Trebbin	KOSMIC		15	12:09.192	3.926	47.844	8	10
7	258	Gregor Feigenspan	GER-Burgdorf	EXPRIT	RCK TEAM HANNOVER	15	12:10.834	5.568	48.223	4	9
8	252	Phil Vogel	GER-Hockenheim	Tony	Kartsport Klimm	15	12:11.119	5.853	48.363	9	8
9	296	Michael Sommer	GER-Giessen	MACH1		15	12:14.603	9.337	48.587	8	7
10	299	Alexander Kapa	GER-Oberursel	KALI		15	12:19.012	13.746	48.558	14	6
11	257	Ferdinando Casale	GER-Oberursel	MARANELLO	CASALE FERDINANDO	15	12:19.208	13.942	48.508	14	5
12	255	Maxim Bloecher	GER-Marburg- Capp	MARANELLO	NEES RACING	15	12:19.357	14.091	48.533	13	4
13	286	Luigi Gazzo	GER-Reinheim	TONY		15	12:48.423	43.157	49.829	14	3

Bemerkungen

Ergebnis vorbehaltlich der technischen und sportlichen Nachuntersuchungen!

Vorsprung	Ø km/h	Beste Rundenzeit	km/h	Beste Runde von
1.889	77,285	47.844	78,104	269 - Dennis Thiem

RMC Clubsport Wittgenborn 2019

Junior Wittgenborn 1,038 Km

Wertungslauf 2 Club 01.09.2019 14:42

Rennen (11:00 und 1 Runden) gestartet um 14:43:56

Runde	Rundenzeit	Diff.	Tageszeit
(293) Bastian Barlage			
1	49.201	+1.127	14:44:46.130
2	48.439	+0.365	14:45:34.569
3	48.400	+0.326	14:46:22.969
4	48.352	+0.278	14:47:11.321
5	48.406	+0.332	14:47:59.727
6	48.377	+0.303	14:48:48.104
7	48.368	+0.294	14:49:36.472
8	48.260	+0.186	14:50:24.732
9	48.230	+0.156	14:51:12.962
10	48.309	+0.235	14:52:01.271
11	48.245	+0.171	14:52:49.516
12	48.207	+0.133	14:53:37.723
13	48.194	+0.120	14:54:25.917
14	48.204	+0.130	14:55:14.121
15	48.074		14:56:02.195

Runde	Rundenzeit	Diff.	Tageszeit
(254) Leo-Noel Langlotz			
1	49.669	+1.663	14:44:46.717
2	48.715	+0.709	14:45:35.432
3	48.460	+0.454	14:46:23.892
4	48.498	+0.492	14:47:12.390
5	48.865	+0.859	14:48:01.255
6	48.362	+0.356	14:48:49.617
7	48.289	+0.283	14:49:37.906
8	48.455	+0.449	14:50:26.361
9	48.438	+0.432	14:51:14.799
10	48.277	+0.271	14:52:03.076
11	48.235	+0.229	14:52:51.311
12	48.377	+0.371	14:53:39.688
13	48.226	+0.220	14:54:27.914
14	48.164	+0.158	14:55:16.078
15	48.006		14:56:04.084

Runde	Rundenzeit	Diff.	Tageszeit
(231) Finn Grube			
1	49.748	+1.521	14:44:46.953
2	48.703	+0.476	14:45:35.656
3	48.530	+0.303	14:46:24.186
4	48.396	+0.169	14:47:12.582
5	48.838	+0.611	14:48:01.420
6	48.423	+0.196	14:48:49.843
7	48.477	+0.250	14:49:38.320
8	48.385	+0.158	14:50:26.705
9	48.387	+0.160	14:51:15.092
10	48.377	+0.150	14:52:03.469
11	48.267	+0.040	14:52:51.736
12	48.263	+0.036	14:53:39.999
13	48.227		14:54:28.226
14	48.228	+0.001	14:55:16.454
15	48.244	+0.017	14:56:04.698

Runde	Rundenzeit	Diff.	Tageszeit
(277) Kim-Leon Kublik			
1	49.832	+1.681	14:44:47.218
2	48.555	+0.404	14:45:35.773
3	48.606	+0.455	14:46:24.379
4	48.467	+0.316	14:47:12.846
5	48.850	+0.699	14:48:01.696
6	48.469	+0.318	14:48:50.165
7	48.425	+0.274	14:49:38.590
8	48.394	+0.243	14:50:26.984
9	48.371	+0.220	14:51:15.355
10	48.423	+0.272	14:52:03.778
11	48.151		14:52:51.929
12	48.308	+0.157	14:53:40.237
13	48.239	+0.088	14:54:28.476

Runde	Rundenzeit	Diff.	Tageszeit
14	48.173	+0.022	14:55:16.649
15	48.318	+0.167	14:56:04.967

Runde	Rundenzeit	Diff.	Tageszeit
(253) Nevio Fischer			
1	50.299	+1.991	14:44:47.509
2	48.701	+0.393	14:45:36.210
3	48.562	+0.254	14:46:24.772
4	48.625	+0.317	14:47:13.397
5	48.456	+0.148	14:48:01.853
6	48.695	+0.387	14:48:50.548
7	48.352	+0.044	14:49:38.900
8	48.309	+0.001	14:50:27.209
9	48.316	+0.008	14:51:15.525
10	48.442	+0.134	14:52:03.967
11	48.308		14:52:52.275
12	48.326	+0.018	14:53:40.601
13	48.326	+0.018	14:54:28.927
14	48.410	+0.102	14:55:17.337
15	48.453	+0.145	14:56:05.790

Runde	Rundenzeit	Diff.	Tageszeit
(269) Dennis Thiem			
1	51.576	+3.732	14:44:49.965
2	48.980	+1.136	14:45:38.945
3	49.146	+1.302	14:46:28.091
4	49.008	+1.164	14:47:17.099
5	48.199	+0.355	14:48:05.298
6	47.990	+0.146	14:48:53.288
7	48.373	+0.529	14:49:41.661
8	47.844		14:50:29.505
9	47.964	+0.120	14:51:17.469
10	47.999	+0.155	14:52:05.468
11	48.046	+0.202	14:52:53.514
12	48.341	+0.497	14:53:41.855
13	48.009	+0.165	14:54:29.864
14	48.130	+0.286	14:55:17.994
15	48.127	+0.283	14:56:06.121

Runde	Rundenzeit	Diff.	Tageszeit
(258) Gregor Feigenspan			
1	50.419	+2.196	14:44:48.473
2	49.043	+0.820	14:45:37.516
3	48.681	+0.458	14:46:26.197
4	48.223		14:47:14.420
5	48.660	+0.437	14:48:03.080
6	48.399	+0.176	14:48:51.479
7	48.406	+0.183	14:49:39.885
8	48.375	+0.152	14:50:28.260
9	48.279	+0.056	14:51:16.539
10	48.532	+0.309	14:52:05.071
11	48.249	+0.026	14:52:53.320
12	48.822	+0.599	14:53:42.142
13	48.740	+0.517	14:54:30.882
14	48.563	+0.340	14:55:19.445
15	48.318	+0.095	14:56:07.763

Runde	Rundenzeit	Diff.	Tageszeit
(252) Phil Vogel			
1	50.445	+2.082	14:44:48.119
2	49.572	+1.209	14:45:37.691
3	48.583	+0.220	14:46:26.274
4	48.522	+0.159	14:47:14.796
5	48.438	+0.075	14:48:03.234
6	48.403	+0.040	14:48:51.637
7	48.411	+0.048	14:49:40.048
8	48.406	+0.043	14:50:28.454
9	48.363		14:51:16.817
10	48.551	+0.188	14:52:05.368
11	48.436	+0.073	14:52:53.804

Runde	Rundenzeit	Diff.	Tageszeit
12	48.581	+0.218	14:53:42.385
13	48.630	+0.267	14:54:31.015
14	48.577	+0.214	14:55:19.592
15	48.456	+0.093	14:56:08.048

Runde	Rundenzeit	Diff.	Tageszeit
(296) Michael Sommer			
1	50.444	+1.857	14:44:48.009
2	50.267	+1.680	14:45:38.276
3	48.618	+0.031	14:46:26.894
4	48.678	+0.091	14:47:15.572
5	48.675	+0.088	14:48:04.247
6	48.656	+0.069	14:48:52.903
7	49.092	+0.505	14:49:41.995
8	48.587		14:50:30.582
9	48.652	+0.065	14:51:19.234
10	48.886	+0.299	14:52:08.120
11	48.627	+0.040	14:52:56.747
12	48.591	+0.004	14:53:45.338
13	48.613	+0.026	14:54:33.951
14	48.696	+0.109	14:55:22.647
15	48.885	+0.298	14:56:11.532

Runde	Rundenzeit	Diff.	Tageszeit
(299) Alexander Kapa			
1	51.143	+2.585	14:44:49.054
2	49.590	+1.032	14:45:38.644
3	48.891	+0.333	14:46:27.535
4	49.866	+1.308	14:47:17.401
5	49.365	+0.807	14:48:06.766
6	49.058	+0.500	14:48:55.824
7	48.825	+0.267	14:49:44.649
8	49.123	+0.565	14:50:33.772
9	48.946	+0.388	14:51:22.718
10	49.240	+0.682	14:52:11.958
11	48.893	+0.335	14:53:00.851
12	48.754	+0.196	14:53:49.605
13	48.652	+0.094	14:54:38.257
14	48.558		14:55:26.815
15	49.126	+0.568	14:56:15.941

Runde	Rundenzeit	Diff.	Tageszeit
(257) Ferdinando Casale			
1	51.003	+2.495	14:44:48.743
2	50.099	+1.591	14:45:38.842
3	49.103	+0.595	14:46:27.945
4	49.703	+1.195	14:47:17.648
5	49.331	+0.823	14:48:06.979
6	49.045	+0.537	14:48:56.024
7	48.966	+0.458	14:49:44.990
8	48.887	+0.379	14:50:33.877
9	48.985	+0.477	14:51:22.862
10	49.243	+0.735	14:52:12.105
11	48.989	+0.481	14:53:01.094
12	48.783	+0.275	14:53:49.877
13	48.656	+0.148	14:54:38.533
14	48.508		14:55:27.041
15	49.096	+0.588	14:56:16.137

Runde	Rundenzeit	Diff.	Tageszeit
(255) Maxim Bloecher			
1	51.972	+3.439	14:44:50.266
2	49.656	+1.123	14:45:39.922
3	49.385	+0.852	14:46:29.307
4	48.985	+0.452	14:47:18.292
5	49.215	+0.682	14:48:07.507
6	48.855	+0.322	14:48:56.362
7	48.958	+0.425	14:49:45.320
8	48.930	+0.397	14:50:34.250
9	48.988	+0.455	14:51:23.238

RMC Clubsport Wittgenborn 2019**Junior****Wittgenborn 1,038 Km****Wertungslauf 2 Club****01.09.2019 14:42****Rennen (11:00 und 1 Runden) gestartet um 14:43:56**

Runde	Rundenzeit	Diff.	Tageszeit
10	49.176	+0.643	14:52:12.414
11	49.259	+0.726	14:53:01.673
12	48.836	+0.303	14:53:50.509
13	48.533		14:54:39.042
14	48.578	+0.045	14:55:27.620
15	48.666	+0.133	14:56:16.286

Runde	Rundenzeit	Diff.	Tageszeit
-------	------------	-------	-----------

Runde	Rundenzeit	Diff.	Tageszeit
-------	------------	-------	-----------

(286) Luigi Gazzo

1	51.747	+1.918	14:44:49.797
2	50.759	+0.930	14:45:40.556
3	50.053	+0.224	14:46:30.609
4	50.133	+0.304	14:47:20.742
5	50.539	+0.710	14:48:11.281
6	50.314	+0.485	14:49:01.595
7	50.437	+0.608	14:49:52.032
8	50.469	+0.640	14:50:42.501
9	50.618	+0.789	14:51:33.119
10	50.241	+0.412	14:52:23.360
11	50.578	+0.749	14:53:13.938
12	50.772	+0.943	14:54:04.710
13	50.204	+0.375	14:54:54.914
14	49.829		14:55:44.743
15	1:00.609	+10.780	14:56:45.352

RMC Clubsport Wittgenborn 2019

Junior

Wittgenborn 1,038 Km

Wertungslauf 2 NAT

01.09.2019 15:03

Rennen (11:00 und 1 Runden) gestartet um 15:01:49

Pos.	Nr.	Name	Nat-Wohnort	Fabrikat	Bewerber-Sponsor	Rnd.	Gesamtzeit	Diff.	Beste Zeit	In Rd.	Pkt.
1	246	Gianni Andrisani	GER-Harrislee	TONY	RS COMPETITION	15	11:58.712		47.440	9	25
2	233	Linus Hensen	GER-Juebek	MACH1	KARTSCHMIE.DE	15	11:58.887	0.175	47.393	9	20
3	217	Lukas Scherbinskas	GER-Altenstadt	OTK	NSL RACING	15	12:00.634	1.922	47.400	11	16
4	207	Silas Loven Rytter	GER-Pfedelbach	TONY	RS COMPETITION	15	12:00.915	2.203	47.526	4	13
5	249	Luca Thiel	GER-Melle	EXPRIT	JJ RACING	15	12:01.437	2.725	47.509	13	11
6	242	Denny Berndt	GER-Berlin	TONY	KARTSPORT KLIMM	15	12:03.335	4.623	47.755	8	10
7	239	Giuseppe Fico	GER-Ibbenbueren	EXPRIT	FICO GIUSEPPE	15	12:04.693	5.981	47.823	10	9
8	245	Farin Megger	GER-Haltern Am See	MACH	KARTSCHMIE.DE	15	12:04.883	6.171	47.573	11	8
9	247	Finn Zulauf	GER-Koenigstein	EXPRIT	SDLRACING	15	12:05.079	6.367	47.799	15	7
10	205	Milan Loven Rytter	GER-Pfedelbach	TONY	RS COMPETITION	15	12:05.526	6.814	47.762	7	6
11	211	Valentin Kluss	GER-Bad Mergenthe	TONY	RS COMPETITION	15	12:07.404	8.692	47.412	9	5
12	203	Lukas Thomsen	GER-Suederbrarup	MACH1	KARTSCHMIE.DE	15	12:07.472	8.760	47.744	11	4
13	232	Richard Thomas	GER-Colbitz			15	12:10.525	11.813	47.905	5	3
14	219	Kian Aghasadeh	GER-Wuppertal	SODI	Beule Kart Racing Team	15	12:11.348	12.636	47.855	7	2
15	244	Michael Endris	GER-Kirrweiler	TB		15	12:11.640	12.928	47.969	12	1
16	222	Noah Gabriel Vogler	GER-Ranstadt	TONY	KARTSPORT KLIMM	15	12:12.016	13.304	47.791	13	0
17	202	Raffaele Basile	GER-Langen	MACH1		15	12:17.254	18.542	48.524	6	0
18	212	Paul Koch	GER-Neuhofen	PRAGA		15	12:28.986	30.274	49.235	10	0
19	206	Hannes Borde	GER-Eschenburg	EXPRIT	SDL RACING	8	6:36.127	7 Runden	47.658	6	0
20	226	Nikita Gense	GER-Wuppertal	SODI	Beule Kart Racing Team	7	5:39.313	8 Runden	47.524	4	0
21	228	Luis Jacobs	GER-Sulzbach	CRG	42 COMPETITION	1	53.723	14 Runden	51.637	1	0

Bemerkungen

Ergebnis vorbehaltlich der technischen und sportlichen Nachuntersuchungen!

Start-Nr.: 245; 226 + 3 sek. Zeitstrafe; RL (verlassen Korridor 2 Räder)

Start-Nr.: 203 + 5 sek. Zeitstrafe; RL (verlassen Korridor 4 Räder)

Vorsprung	Ø km/h	Beste Rundenzeit	km/h	Beste Runde von
0.175	77,990	47.393	78,847	233 - Linus Hensen

Official Timing camp-company.de / mwraceconsulting.com

Orbits

Rennleiter Camilo Rößinger

Zeitnahme J. Jägerr

Reg. Nr. C-KA 09/19

Aushang h

Gedruckt: 01.09.2019 15:14:56

RMC Clubsport Wittgenborn 2019

Junior Wittgenborn 1,038 Km

Wertungslauf 2 NAT 01.09.2019 15:03

Rennen (11:00 und 1 Runden) gestartet um 15:01:49

Runde	Rundenzeit	Diff.	Tageszeit
(246) Gianni Andrisani			
1	48.835	+1.395	15:02:39.159
2	47.743	+0.303	15:03:26.902
3	47.494	+0.054	15:04:14.396
4	48.260	+0.820	15:05:02.656
5	47.840	+0.400	15:05:50.496
6	47.450	+0.010	15:06:37.946
7	47.838	+0.398	15:07:25.784
8	48.871	+1.431	15:08:14.655
9	47.440		15:09:02.095
10	47.870	+0.430	15:09:49.965
11	47.678	+0.238	15:10:37.643
12	47.671	+0.231	15:11:25.314
13	47.513	+0.073	15:12:12.827
14	47.660	+0.220	15:13:00.487
15	48.005	+0.565	15:13:48.492

Runde	Rundenzeit	Diff.	Tageszeit
(233) Linus Hensen			
1	48.417	+1.024	15:02:38.197
2	47.888	+0.495	15:03:26.085
3	47.654	+0.261	15:04:13.739
4	48.289	+0.896	15:05:02.028
5	47.762	+0.369	15:05:49.790
6	47.660	+0.267	15:06:37.450
7	48.185	+0.792	15:07:25.635
8	48.576	+1.183	15:08:14.211
9	47.393		15:09:01.604
10	48.674	+1.281	15:09:50.278
11	47.601	+0.208	15:10:37.879
12	47.650	+0.257	15:11:25.529
13	47.523	+0.130	15:12:13.052
14	47.637	+0.244	15:13:00.689
15	47.978	+0.585	15:13:48.667

Runde	Rundenzeit	Diff.	Tageszeit
(217) Lukas Scherbinskas			
1	50.812	+3.412	15:02:42.921
2	47.964	+0.564	15:03:30.885
3	48.208	+0.808	15:04:19.093
4	47.562	+0.162	15:05:06.655
5	47.722	+0.322	15:05:54.377
6	47.897	+0.497	15:06:42.274
7	47.485	+0.085	15:07:29.759
8	47.486	+0.086	15:08:17.245
9	47.535	+0.135	15:09:04.780
10	47.545	+0.145	15:09:52.325
11	47.400		15:10:39.725
12	47.628	+0.228	15:11:27.353
13	47.862	+0.462	15:12:15.215
14	47.737	+0.337	15:13:02.952
15	47.462	+0.062	15:13:50.414

Runde	Rundenzeit	Diff.	Tageszeit
(207) Silas Loven Rytter			
1	49.849	+2.323	15:02:40.171
2	48.598	+1.072	15:03:28.769
3	48.388	+0.862	15:04:17.157
4	47.526		15:05:04.683
5	47.880	+0.354	15:05:52.563
6	47.676	+0.150	15:06:40.239
7	47.585	+0.059	15:07:27.824
8	48.467	+0.941	15:08:16.291
9	47.828	+0.302	15:09:04.119
10	47.603	+0.077	15:09:51.722
11	47.599	+0.073	15:10:39.321
12	48.285	+0.759	15:11:27.606
13	47.724	+0.198	15:12:15.330

Runde	Rundenzeit	Diff.	Tageszeit
14	47.828	+0.302	15:13:03.158
15	47.537	+0.011	15:13:50.695

Runde	Rundenzeit	Diff.	Tageszeit
(249) Luca Thiel			
1	48.845	+1.336	15:02:38.669
2	47.852	+0.343	15:03:26.521
3	47.695	+0.186	15:04:14.216
4	48.427	+0.918	15:05:02.643
5	48.074	+0.565	15:05:50.717
6	47.562	+0.053	15:06:38.279
7	47.723	+0.214	15:07:26.002
8	50.971	+3.462	15:08:16.973
9	48.496	+0.987	15:09:05.469
10	47.691	+0.182	15:09:53.160
11	47.607	+0.098	15:10:40.767
12	47.750	+0.241	15:11:28.517
13	47.509		15:12:16.026
14	47.655	+0.146	15:13:03.681
15	47.536	+0.027	15:13:51.217

Runde	Rundenzeit	Diff.	Tageszeit
(242) Denny Berndt			
1	49.922	+2.167	15:02:41.068
2	48.896	+1.141	15:03:29.964
3	47.920	+0.165	15:04:17.884
4	47.838	+0.083	15:05:05.722
5	47.879	+0.124	15:05:53.601
6	48.546	+0.791	15:06:42.147
7	48.020	+0.265	15:07:30.167
8	47.755		15:08:17.922
9	47.905	+0.150	15:09:05.827
10	47.758	+0.003	15:09:53.585
11	47.883	+0.128	15:10:41.468
12	48.004	+0.249	15:11:29.472
13	47.884	+0.129	15:12:17.356
14	47.915	+0.160	15:13:05.271
15	47.844	+0.089	15:13:53.115

Runde	Rundenzeit	Diff.	Tageszeit
(239) Giuseppe Fico			
1	49.816	+1.993	15:02:40.865
2	48.351	+0.528	15:03:29.216
3	48.384	+0.561	15:04:17.600
4	47.918	+0.095	15:05:05.518
5	47.978	+0.155	15:05:53.496
6	49.456	+1.633	15:06:42.952
7	47.897	+0.074	15:07:30.849
8	47.937	+0.114	15:08:18.786
9	47.990	+0.167	15:09:06.776
10	47.823		15:09:54.599
11	48.020	+0.197	15:10:42.619
12	48.038	+0.215	15:11:30.657
13	47.921	+0.098	15:12:18.578
14	47.983	+0.160	15:13:06.561
15	47.912	+0.089	15:13:54.473

Runde	Rundenzeit	Diff.	Tageszeit
(245) Farin Megger			
1	49.261	+1.688	15:02:39.843
2	48.664	+1.091	15:03:28.507
3	47.996	+0.423	15:04:16.503
4	47.594	+0.021	15:05:04.097
5	47.742	+0.169	15:05:51.839
6	47.700	+0.127	15:06:39.539
7	47.692	+0.119	15:07:27.231
8	48.950	+1.377	15:08:16.181
9	48.353	+0.780	15:09:04.534
10	48.065	+0.492	15:09:52.599
11	47.573		15:10:40.172

Runde	Rundenzeit	Diff.	Tageszeit
12	47.695	+0.122	15:11:27.867
13	47.808	+0.235	15:12:15.675
14	48.182	+0.609	15:13:03.857
15	47.806	+0.233	15:13:51.663

Runde	Rundenzeit	Diff.	Tageszeit
(247) Finn Zulauf			
1	49.852	+2.053	15:02:40.739
2	49.381	+1.582	15:03:30.120
3	48.053	+0.254	15:04:18.173
4	48.307	+0.508	15:05:06.480
5	48.225	+0.426	15:05:54.705
6	48.318	+0.519	15:06:43.023
7	48.012	+0.213	15:07:31.035
8	47.963	+0.164	15:08:18.998
9	48.027	+0.228	15:09:07.025
10	47.897	+0.098	15:09:54.922
11	47.936	+0.137	15:10:42.858
12	47.972	+0.173	15:11:30.830
13	48.330	+0.531	15:12:19.160
14	47.900	+0.101	15:13:07.060
15	47.799		15:13:54.859

Runde	Rundenzeit	Diff.	Tageszeit
(205) Milan Loven Rytter			
1	50.627	+2.865	15:02:42.225
2	47.994	+0.232	15:03:30.219
3	48.063	+0.301	15:04:18.282
4	47.971	+0.209	15:05:06.253
5	47.975	+0.213	15:05:54.228
6	48.573	+0.811	15:06:42.801
7	47.762		15:07:30.563
8	47.788	+0.026	15:08:18.351
9	47.782	+0.020	15:09:06.133
10	47.885	+0.123	15:09:54.018
11	48.456	+0.694	15:10:42.474
12	47.924	+0.162	15:11:30.398
13	48.963	+1.201	15:12:19.361
14	47.956	+0.194	15:13:07.317
15	47.989	+0.227	15:13:55.306

Runde	Rundenzeit	Diff.	Tageszeit
(211) Valentin Kluss			
1	48.562	+1.150	15:02:38.426
2	47.857	+0.445	15:03:26.283
3	47.642	+0.230	15:04:13.925
4	48.341	+0.929	15:05:02.266
5	47.787	+0.375	15:05:50.053
6	47.598	+0.186	15:06:37.651
7	47.715	+0.303	15:07:25.366
8	48.404	+0.992	15:08:13.770
9	47.412		15:09:01.182
10	55.666	+8.254	15:09:56.848
11	48.743	+1.331	15:10:45.591
12	48.083	+0.671	15:11:33.674
13	48.059	+0.647	15:12:21.733
14	47.726	+0.314	15:13:09.459
15	47.725	+0.313	15:13:57.184

Runde	Rundenzeit	Diff.	Tageszeit
(203) Lukas Thomsen			
1	49.770	+2.026	15:02:40.548
2	48.203	+0.459	15:03:28.751
3	48.621	+0.877	15:04:17.372
4	47.864	+0.120	15:05:05.236
5	47.909	+0.165	15:05:53.145
6	47.761	+0.017	15:06:40.906
7	47.880	+0.136	15:07:28.786
8	47.997	+0.253	15:08:16.783
9	48.328	+0.584	15:09:05.111

RMC Clubsport Wittgenborn 2019

Junior

Wittgenborn 1,038 Km

Wertungslauf 2 NAT

01.09.2019 15:03

Rennen (11:00 und 1 Runden) gestartet um 15:01:49

Runde	Rundenzeit	Diff.	Tageszeit
10	47.754	+0.010	15:09:52.865
11	47.744		15:10:40.609
12	48.164	+0.420	15:11:28.773
13	47.776	+0.032	15:12:16.549
14	47.901	+0.157	15:13:04.450
15	47.802	+0.058	15:13:52.252

(232) Richard Thomas

1	52.337	+4.432	15:02:43.351
2	48.747	+0.842	15:03:32.098
3	48.770	+0.865	15:04:20.868
4	48.312	+0.407	15:05:09.180
5	47.905		15:05:57.085
6	47.910	+0.005	15:06:44.995
7	48.069	+0.164	15:07:33.064
8	48.542	+0.637	15:08:21.606
9	48.841	+0.936	15:09:10.447
10	48.500	+0.595	15:09:58.947
11	48.807	+0.902	15:10:47.754
12	48.105	+0.200	15:11:35.859
13	48.083	+0.178	15:12:23.942
14	48.272	+0.367	15:13:12.214
15	48.091	+0.186	15:14:00.305

(219) Kian Aghasadeh

1	51.004	+3.149	15:02:42.356
2	48.427	+0.572	15:03:30.783
3	49.294	+1.439	15:04:20.077
4	48.800	+0.945	15:05:08.877
5	47.904	+0.049	15:05:56.781
6	47.976	+0.121	15:06:44.757
7	47.855		15:07:32.612
8	48.898	+1.043	15:08:21.510
9	49.173	+1.318	15:09:10.683
10	48.375	+0.520	15:09:59.058
11	49.290	+1.435	15:10:48.348
12	47.868	+0.013	15:11:36.216
13	48.126	+0.271	15:12:24.342
14	48.791	+0.936	15:13:13.133
15	47.995	+0.140	15:14:01.128

(244) Michael Endris

1	51.102	+3.133	15:02:42.687
2	48.477	+0.508	15:03:31.164
3	49.015	+1.046	15:04:20.179
4	48.938	+0.969	15:05:09.117
5	48.337	+0.368	15:05:57.454
6	47.994	+0.025	15:06:45.448
7	48.008	+0.039	15:07:33.456
8	48.457	+0.488	15:08:21.913
9	48.959	+0.990	15:09:10.872
10	48.473	+0.504	15:09:59.345
11	49.471	+1.502	15:10:48.816
12	47.969		15:11:36.785
13	48.010	+0.041	15:12:24.795
14	48.508	+0.539	15:13:13.303
15	48.117	+0.148	15:14:01.420

(222) Noah Gabriel Vogler

1	51.610	+3.819	15:02:43.649
2	48.956	+1.165	15:03:32.605
3	48.521	+0.730	15:04:21.126
4	48.254	+0.463	15:05:09.380
5	48.186	+0.395	15:05:57.566
6	48.079	+0.288	15:06:45.645
7	48.082	+0.291	15:07:33.727

Runde	Rundenzeit	Diff.	Tageszeit
8	48.342	+0.551	15:08:22.069
9	48.965	+1.174	15:09:11.034
10	48.487	+0.696	15:09:59.521
11	49.614	+1.823	15:10:49.135
12	48.080	+0.289	15:11:37.215
13	47.791		15:12:25.006
14	48.547	+0.756	15:13:13.553
15	48.243	+0.452	15:14:01.796

(202) Raffaele Basile

1	51.457	+2.933	15:02:42.838
2	49.049	+0.525	15:03:31.887
3	48.922	+0.398	15:04:20.809
4	49.499	+0.975	15:05:10.308
5	48.630	+0.106	15:05:58.938
6	48.524		15:06:47.462
7	48.592	+0.068	15:07:36.054
8	49.112	+0.588	15:08:25.166
9	48.848	+0.324	15:09:14.014
10	48.843	+0.319	15:10:02.857
11	49.007	+0.483	15:10:51.864
12	48.669	+0.145	15:11:40.533
13	48.874	+0.350	15:12:29.407
14	48.817	+0.293	15:13:18.224
15	48.810	+0.286	15:14:07.034

(212) Paul Koch

1	52.146	+2.911	15:02:43.932
2	49.794	+0.559	15:03:33.726
3	49.492	+0.257	15:04:23.218
4	49.326	+0.091	15:05:12.544
5	49.428	+0.193	15:06:01.972
6	49.599	+0.364	15:06:51.571
7	49.541	+0.306	15:07:41.112
8	49.933	+0.698	15:08:31.045
9	50.354	+1.119	15:09:21.399
10	49.235		15:10:10.634
11	49.572	+0.337	15:11:00.206
12	49.448	+0.213	15:11:49.654
13	49.707	+0.472	15:12:39.361
14	49.870	+0.635	15:13:29.231
15	49.535	+0.300	15:14:18.766

(206) Hannes Borde

1	49.045	+1.387	15:02:39.496
2	48.816	+1.158	15:03:28.312
3	47.824	+0.166	15:04:16.136
4	47.690	+0.032	15:05:03.826
5	47.767	+0.109	15:05:51.593
6	47.658		15:06:39.251
7	47.658		15:07:26.909
8	58.998	+11.340	15:08:25.907

(226) Nikita Gense

1	49.505	+1.981	15:02:39.566
2	48.131	+0.607	15:03:27.697
3	47.538	+0.014	15:04:15.235
4	47.524		15:05:02.759
5	48.085	+0.561	15:05:50.844
6	47.554	+0.030	15:06:38.398
7	47.695	+0.171	15:07:26.093

(228) Luis Jacobs

1	51.637		15:02:43.503
---	--------	--	--------------

RMC Clubsport Wittgenborn 2019

Junior **Wittgenborn 1,038 Km**

Tageswertung Club

Pos.	Nr.	Nachname	Vorname	Bewerber-Sponsor	Fabrikat	Gesamtpunktzahl	Diff.	W1	W2
1	293	Barlage	Bastian		EXPRIT	50	0	25	25
2	254	Langlotz	Leo-Noel	NEES RACING	MARANELLO	40	10	20	20
3	231	Grube	Finn		FA	32	18	16	16
4	277	Kublik	Kim-Leon	KRAFT MOTORSPORT RSG HAMBURG	OTK	24	26	11	13
5	253	Fischer	Nevio		TONY	24	26	13	11
6	296	Sommer	Michael		MACH1	17	33	10	7
7	252	Vogel	Phil	Kartsport Klimm	Tony	16	34	8	8
8	258	Feigenspan	Gregor	RCK TEAM HANNOVER	EXPRIT	14	36	5	9
9	257	Casale	Ferdinando	CASALE FERDINANDO	MARANELLO	14	36	9	5
10	299	Kapa	Alexander		KALI	13	37	7	6
11	269	Thiem	Dennis		KOSMIC	10	40	0	10
12	286	Gazzo	Luigi		TONY	9	41	6	3
13	255	Bloecher	Maxim	NEES RACING	MARANELLO	8	42	4	4

Bemerkungen

Ergebnis vorbehaltlich der technischen und sportlichen Nachuntersuchungen!

RMC Clubsport Wittgenborn 2019

Junior **Wittgenborn 1,038 Km**

Tageswertung NAT

Pos.	Nr.	Nachname	Vorname	Bewerber-Sponsor	Fabrikat	Gesamtpunktzahl	Diff.	W1	W2
1	233	Hensen	Linus	KARTSCHMIE.DE	MACH1	45	0	25	20
2	246	Andrisani	Gianni	RS COMPETITION	TONY	36	9	11	25
3	249	Thiel	Luca	JJ RACING	EXPRIT	31	14	20	11
4	207	Rytter	Silas Loven	RS COMPETITION	TONY	23	22	10	13
5	211	Kluss	Valentin	RS COMPETITION	TONY	21	24	16	5
6	217	Scherbinskas	Lukas	NSL RACING	OTK	16	29	0	16
7	239	Fico	Giuseppe	FICO GIUSEPPE	EXPRIT	16	29	7	9
8	245	Megger	Farin	KARTSCHMIE.DE	MACH	16	29	8	8
9	242	Berndt	Denny	KARTSPORT KLIMM	TONY	15	30	5	10
10	226	Gense	Nikita		SODI	13	32	13	0
11	247	Zulauf	Finn	SDLRACING	EXPRIT	11	34	4	7
12	203	Thomsen	Lukas	KARTSCHMIE.DE	MACH1	10	35	6	4
13	206	Borde	Hannes	SDL RACING	EXPRIT	9	36	9	0
14	205	Rytter	Milan Loven	RS COMPETITION	TONY	6	39	0	6
15	232	Thomas	Richard			5	40	2	3
16	219	Aghasadeh	Kian		SODI	5	40	3	2
17	244	Endris	Michael		TB	2	43	1	1
18	222	Vogler	Noah Gabriel	KARTSPORT KLIMM	TONY	0	45	0	0
19	202	Basile	Raffaele		MACH1	0	45	0	0
20	212	Koch	Paul		PRAGA	0	45	0	0
21	228	Jacobs	Luis	42 COMPETITION	CRG	0	45	0	0

Bemerkungen

Ergebnis vorbehaltlich der technischen und sportlichen Nachuntersuchungen!