

Rotax Max Euro Trophy Open Genk

DD2 Masters

Genk 1,360 Km

Session 2

19.04.2019 11:45

Training gestartet um 11:45:00

Pos.	Nr.	Name	Nat	Chassis	Raceteam	Rnd.	Beste Zeit	Diff.	Abstand	In Rd.	km/h
1	526	Michael Becker	GER	TONY	RS COMPETITION	12	54.233			10	90,277
2	555	Christophe Adams	BEL	SODIKART	TEAM LA PUTREL	11	54.255	0.022	0.022	1	90,241
3	561	Slawomir Muranski	POL	TONY	46 TEAM	11	54.267	0.034	0.012	3	90,221
4	509	Sebastian Rumpelhard	GER	TONY	RS COMPETITION	6	54.276	0.043	0.009	4	90,206
5	510	Carl Cleirbaut	BEL	TONY	BOUVIN POWER	12	54.428	0.195	0.152	4	89,954
6	566	Roberto Pesevski	AUT	SODIKART	KSCA SODI AUSTRIA TEAM	13	54.454	0.221	0.026	3	89,911
7	521	Bruno Dos Santos	FRA	SODI	DOS SANTOS	12	54.483	0.250	0.029	3	89,863
8	588	Euripides Hatzistefanis	ESP	TONY	HATZISTEFANIS EURIPIDE:	13	54.580	0.347	0.097	6	89,703
9	508	Konrad Bayer	GER	TONY	RS COMPETITION	12	54.933	0.700	0.353	12	89,127
10	572	Tanju Yildiz	GER	KOSMIC	FM RACING	12	55.343	1.110	0.410	12	88,466
11	577	Maxim Shaposhnikov	RUS	BIRELART	BIRELART BALTICS	13	55.727	1.494	0.384	5	87,857

Rotax Max Euro Trophy Open Genk

DD2 Masters

Genk 1,360 Km

Session 2

19.04.2019 11:45

Training gestartet um 11:45:00

Runde	Tageszeit	Rundenzeit	Diff.	S1 Zeit	S2 Zeit	S3 Zeit	Runde	Tageszeit	Rundenzeit	Diff.	S1 Zeit	S2 Zeit	S3 Zeit
(526) Michael Becker							(521) Bruno Dos Santos						
1	11:46:33.780	56.881	+2.648	23.421	16.565	16.895	3	11:48:01.741	54.454		21.785	16.265	16.404
2	11:47:28.538	54.758	+0.525	22.017	16.423	16.318	4	11:48:56.275	54.534	+0.080	21.730	16.262	16.542
3	11:48:23.190	54.652	+0.419	21.875	16.332	16.445	5	11:49:50.805	54.530	+0.076	21.838	16.253	16.439
4	11:49:17.815	54.625	+0.392	21.851	16.368	16.406	6	11:51:31.116	1:40.311	+45.857	21.964	16.285	1:02.062
5	11:50:12.204	54.389	+0.156	21.753	16.243	16.393	7	11:52:26.294	55.178	+0.724	22.203	16.484	16.491
6	11:51:06.643	54.439	+0.206	21.843	16.211	16.385	8	11:53:20.811	54.517	+0.063	21.778	16.282	16.457
7	11:52:01.291	54.648	+0.415	21.932	16.236	16.480	9	11:54:15.285	54.474	+0.020	21.785	16.292	16.397
8	11:53:59.376	1:58.085	+1:03.852	22.074	16.207	1:19.804	10	11:55:09.771	54.486	+0.032	21.794	16.249	16.443
9	11:54:54.029	54.653	+0.420	22.036	16.235	16.382	11	11:56:04.370	54.599	+0.145	21.877	16.269	16.453
10	11:55:48.262	54.233		21.687	16.134	16.412	12	11:56:59.028	54.658	+0.204	21.859	16.344	16.455
11	11:56:42.560	54.298	+0.065	21.740	16.195	16.363	13	11:57:53.642	54.614	+0.160	21.838	16.323	16.453
12	11:57:36.878	54.318	+0.085	21.775	16.183	16.360	(521) Bruno Dos Santos						
(555) Christophe Adams							1	11:46:19.210	58.118	+3.635	23.958	17.164	16.996
1	11:46:33.873	54.255		24.475	11.284	18.496	2	11:47:14.236	55.026	+0.543	22.061	16.382	16.583
2	11:47:29.380	55.507	+1.252	22.510	16.466	16.531	3	11:48:08.719	54.483		21.815	16.263	16.405
3	11:48:24.016	54.636	+0.381	21.844	16.318	16.474	4	11:49:03.313	54.594	+0.111	21.931	16.236	16.427
4	11:49:18.729	54.713	+0.458	21.918	16.260	16.535	5	11:49:58.021	54.708	+0.225	21.836	16.333	16.539
5	11:50:13.477	54.748	+0.493	21.837	16.310	16.601	6	11:50:52.773	54.752	+0.269	21.907	16.317	16.528
6	11:51:59.932	1:46.455	+52.200	21.845	16.299	1:08.311	7	11:53:01.199	2:08.426	+1:13.943	21.985	16.495	1:29.946
7	11:52:57.130	57.198	+2.943	24.147	16.425	16.626	8	11:53:56.209	55.010	+0.527	22.115	16.363	16.532
8	11:53:52.191	55.061	+0.806	21.952	16.466	16.643	9	11:54:50.908	54.699	+0.216	21.799	16.349	16.551
9	11:54:54.597	1:02.406	+8.151	25.986	19.505	16.915	10	11:55:45.525	54.617	+0.134	21.824	16.294	16.499
10	11:55:49.191	54.594	+0.339	21.762	16.243	16.589	11	11:56:40.499	54.974	+0.491	22.003	16.405	16.566
11	11:56:43.924	54.733	+0.478	21.871	16.307	16.555	12	11:57:35.505	55.006	+0.523	21.975	16.456	16.575
(561) Slawomir Muranski							(588) Euripides Hatzistefanis						
1	11:46:33.880	56.425	+2.158	23.370	16.494	16.561	1	11:46:19.176	1:03.435	+8.855	26.592	18.554	18.289
2	11:47:28.323	54.443	+0.176	21.674	16.373	16.396	2	11:47:16.791	57.615	+3.035	23.910	16.965	16.740
3	11:48:22.590	54.267		21.706	16.207	16.354	3	11:48:11.547	54.756	+0.176	21.862	16.315	16.579
4	11:49:17.369	54.779	+0.512	21.948	16.339	16.492	4	11:49:06.251	54.704	+0.124	21.853	16.308	16.543
5	11:50:57.411	1:40.042	+45.775	21.834	16.290	1:01.918	5	11:50:01.218	54.967	+0.387	21.847	16.478	16.642
6	11:51:53.518	56.107	+1.840	23.255	16.328	16.524	6	11:50:55.798	54.580		21.817	16.304	16.459
7	11:52:48.200	54.682	+0.415	21.836	16.301	16.545	7	11:51:50.546	54.748	+0.168	21.899	16.449	16.400
8	11:53:42.920	54.720	+0.453	21.886	16.372	16.462	8	11:52:47.635	57.089	+2.509	22.715	17.140	17.234
9	11:54:37.827	54.907	+0.640	21.998	16.496	16.413	9	11:53:42.435	54.800	+0.220	22.006	16.338	16.456
10	11:55:35.249	57.422	+3.155	24.378	16.349	16.695	10	11:54:37.510	55.075	+0.495	22.172	16.434	16.469
11	11:56:29.965	54.716	+0.449	21.901	16.391	16.424	11	11:55:33.914	56.404	+1.824	22.123	17.568	16.713
(509) Sebastian Rumpelhardt							(508) Konrad Bayer						
1	11:46:18.546	58.408	+4.132	24.145	17.525	16.738	1	11:46:25.074	1:03.046	+8.113	26.818	18.606	17.622
2	11:47:12.966	54.420	+0.144	21.794	16.231	16.395	2	11:47:21.937	56.863	+1.930	22.700	17.296	16.867
3	11:48:07.410	54.444	+0.168	21.799	16.287	16.358	3	11:48:17.614	55.677	+0.744	22.384	16.631	16.662
4	11:49:01.686	54.276		21.754	16.193	16.329	4	11:49:12.914	55.300	+0.367	22.141	16.551	16.608
5	11:49:56.437	54.751	+0.475	21.823	16.343	16.585	5	11:50:07.967	55.053	+0.120	21.912	16.508	16.633
6	11:50:50.982	54.545	+0.269	21.870	16.216	16.459	6	11:51:03.225	55.258	+0.325	22.038	16.577	16.643
(510) Carl Cleirbaut							(508) Konrad Bayer						
1	11:47:18.930	1:01.174	+6.746	26.018	18.334	16.822	7	11:52:35.909	1:32.684	+37.751	22.015	16.632	54.037
2	11:48:13.627	54.697	+0.269	21.906	16.303	16.488	8	11:53:31.605	55.696	+0.763	22.523	16.506	16.667
3	11:49:08.220	54.593	+0.165	21.952	16.211	16.430	9	11:54:26.676	55.071	+0.138	21.967	16.612	16.492
4	11:50:02.648	54.428		21.794	16.229	16.405	10	11:55:22.241	55.565	+0.632	22.511	16.537	16.517
5	11:50:57.281	54.633	+0.205	21.738	16.319	16.576	11	11:56:17.313	55.072	+0.139	21.946	16.552	16.574
6	11:51:51.967	54.686	+0.258	21.865	16.337	16.484	12	11:57:12.246	54.933		22.022	16.407	16.504
7	11:52:47.357	55.390	+0.962	21.789	16.787	16.814	(572) Tanju Yildiz						
8	11:53:42.135	54.778	+0.350	21.915	16.292	16.571	1	11:46:30.038	1:01.861	+6.518	26.183	18.171	17.507
9	11:54:37.019	54.884	+0.456	21.897	16.374	16.613	2	11:47:30.942	1:00.904	+5.561	24.147	19.804	16.953
10	11:55:32.002	54.983	+0.555	21.865	16.466	16.652	3	11:48:26.933	55.991	+0.648	22.348	16.782	16.861
11	11:56:27.111	55.109	+0.681	21.929	16.569	16.611	4	11:49:23.030	56.097	+0.754	22.600	16.705	16.792
12	11:57:21.911	54.800	+0.372	21.936	16.302	16.562	5	11:50:18.878	55.848	+0.505	22.298	16.652	16.898
(566) Roberto Pesevski							6	11:51:14.638	55.760	+0.417	22.323	16.665	16.772
1	11:46:12.651	59.272	+4.818	25.206	17.258	16.808	7	11:53:12.032	1:57.394	+1:02.051	22.167	16.495	1:18.732
2	11:47:07.287	54.636	+0.182	21.849	16.318	16.469	8	11:54:08.385	56.353	+1.010	22.955	16.593	16.805
							9	11:55:03.823	55.438	+0.095	22.232	16.524	16.682
							10	11:55:59.535	55.712	+0.369	22.466	16.500	16.746

Rotax Max Euro Trophy Open Genk

DD2 Masters

Genk 1,360 Km

Session 2

19.04.2019 11:45

Training gestartet um 11:45:00

Runde	Tageszeit	Rundenzeit	Diff.	S1 Zeit	S2 Zeit	S3 Zeit	Runde	Tageszeit	Rundenzeit	Diff.	S1 Zeit	S2 Zeit	S3 Zeit
11	11:56:55.182	55.647	+0.304	22.381	16.601	16.665							
12	11:57:50.525	55.343		22.221	16.415	16.707							

(577) Maxim Shaposhnikov

1	11:46:22.025	59.005	+3.278	24.625	17.400	16.980
2	11:47:17.768	55.743	+0.016	22.161	16.788	16.794
3	11:48:13.518	55.750	+0.023	22.290	16.708	16.752
4	11:49:09.272	55.754	+0.027	22.506	16.530	16.718
5	11:50:04.999	55.727		22.297	16.576	16.854
6	11:51:00.915	55.916	+0.189	22.352	16.646	16.918
7	11:51:56.993	56.078	+0.351	22.404	16.781	16.893
8	11:52:52.942	55.949	+0.222	22.228	16.809	16.912
9	11:53:49.201	56.259	+0.532	22.399	16.962	16.898
10	11:54:45.314	56.113	+0.386	22.429	16.790	16.894
11	11:55:41.485	56.171	+0.444	22.411	16.801	16.959
12	11:56:37.731	56.246	+0.519	22.424	16.787	17.035
13	11:57:33.986	56.255	+0.528	22.353	16.923	16.979

Rotax Max Euro Trophy Open Genk

DD2 Masters

Genk 1,360 Km

Session 3

19.04.2019 13:15

Training gestartet um 13:15:02

Pos.	Nr.	Name	Nat	Chassis	Raceteam	Rnd.	Beste Zeit	Diff.	Abstand	In Rd.	km/h
1	577	Maxim Shaposhnikov	RUS	BIRELART	BIRELART BALTICS	8	54.387			4	90,022
2	510	Carl Cleirbaut	BEL	TONY	BOUVIN POWER	7	54.544	0.157	0.157	3	89,762
3	509	Sebastian Rumpelhard	GER	TONY	RS COMPETITION	9	54.599	0.212	0.055	3	89,672
4	566	Roberto Pesevski	AUT	SODIKART	KSCA SODI AUSTRIA TEAM	13	54.678	0.291	0.079	5	89,542
5	561	Slawomir Muranski	POL	TONY	46 TEAM	12	54.702	0.315	0.024	2	89,503
6	526	Michael Becker	GER	TONY	RS COMPETITION	13	54.838	0.451	0.136	12	89,281
7	588	Euripides Hatzistefanis	ESP	TONY	HATZISTEFANIS EURIPIDES	12	54.904	0.517	0.066	11	89,174
8	508	Konrad Bayer	GER	TONY	RS COMPETITION	12	55.002	0.615	0.098	7	89,015
9	555	Christophe Adams	BEL	SODIKART	TEAM LA PUTREL	11	55.021	0.634	0.019	11	88,984
10	521	Bruno Dos Santos	FRA	SODI	DOS SANTOS	8	55.132	0.745	0.111	4	88,805
11	572	Tanju Yildiz	GER	KOSMIC	FM RACING	12	55.428	1.041	0.296	4	88,331

Rotax Max Euro Trophy Open Genk

DD2 Masters

Genk 1,360 Km

Session 3

19.04.2019 13:15

Training gestartet um 13:15:02

Runde	Tageszeit	Rundenzeit	Diff.	S1 Zeit	S2 Zeit	S3 Zeit	Runde	Tageszeit	Rundenzeit	Diff.	S1 Zeit	S2 Zeit	S3 Zeit
(577) Maxim Shaposhnikov							(588) Euripides Hatzistefanis						
1	13:16:27.434	56.838	+2.451	23.329	16.868	16.641	6	13:21:19.873	55.109	+0.271	21.971	16.453	16.685
2	13:17:22.059	54.625	+0.238	21.856	16.369	16.400	7	13:22:14.772	54.899	+0.061	21.934	16.329	16.636
3	13:18:16.652	54.593	+0.206	21.762	16.374	16.457	8	13:23:09.897	55.125	+0.287	22.045	16.430	16.650
4	13:19:11.039	54.387		21.660	16.343	16.384	9	13:24:05.025	55.128	+0.290	22.093	16.385	16.650
5	13:20:05.649	54.610	+0.223	21.692	16.409	16.509	10	13:25:00.136	55.111	+0.273	22.099	16.371	16.641
6	13:21:00.375	54.726	+0.339	21.848	16.439	16.439	11	13:25:55.132	54.996	+0.158	21.971	16.418	16.607
7	13:22:02.761	1:02.386	+7.999	26.698	18.635	17.053	12	13:26:49.970	54.838		21.980	16.360	16.498
8	13:23:02.588	59.827	+5.440	24.486	18.938	16.403	13	13:27:44.984	55.014	+0.176	22.008	16.404	16.602
(510) Carl Cleirbaut							(589) Konrad Bayer						
1	13:16:56.876	59.090	+4.546	25.812	16.563	16.715	1	13:16:12.820	57.629	+2.725	24.155	16.461	17.013
2	13:17:51.427	54.551	+0.007	21.768	16.235	16.548	2	13:17:07.856	55.036	+0.132	21.999	16.469	16.568
3	13:18:45.971	54.544		21.783	16.230	16.531	3	13:18:08.592	1:00.736	+5.832	25.270	18.574	16.892
4	13:19:40.843	54.872	+0.328	21.860	16.338	16.674	4	13:19:03.667	55.075	+0.171	22.055	16.419	16.601
5	13:21:12.653	1:31.810	+37.266	23.777	18.462	49.571	5	13:19:59.136	55.469	+0.565	22.094	16.650	16.725
6	13:22:07.452	54.799	+0.255	21.991	16.284	16.524	6	13:20:54.389	55.253	+0.349	22.290	16.398	16.565
7	13:23:02.246	54.794	+0.250	21.792	16.481	16.521	7	13:21:49.453	55.064	+0.160	22.134	16.356	16.574
(509) Sebastian Rumpelhardt							(590) Christophe Adams						
1	13:16:37.172	57.948	+3.349	24.572	16.827	16.549	1	13:16:37.022	1:03.645	+8.624	26.424	18.450	18.771
2	13:17:31.847	54.675	+0.076	21.800	16.373	16.502	2	13:17:32.486	55.464	+0.443	22.456	16.349	16.659
3	13:18:26.446	54.599		21.858	16.229	16.512	3	13:18:27.690	55.204	+0.183	22.046	16.446	16.712
4	13:19:21.294	54.848	+0.249	21.875	16.405	16.568	4	13:19:30.046	1:02.356	+7.335	26.689	18.236	17.431
5	13:20:16.358	55.064	+0.465	22.017	16.371	16.676	5	13:20:25.129	55.083	+0.062	21.975	16.477	16.631
6	13:21:11.055	54.697	+0.098	21.895	16.301	16.501	6	13:21:20.363	55.234	+0.213	22.069	16.493	16.672
7	13:22:05.962	54.907	+0.308	21.835	16.400	16.672	7	13:22:17.646	57.283	+2.262	22.443	16.989	17.851
8	13:23:00.772	54.810	+0.211	21.941	16.364	16.505	8	13:23:12.803	55.157	+0.136	22.111	16.471	16.575
9	13:23:55.554	54.782	+0.183	21.925	16.346	16.511	9	13:25:19.586	2:06.783	+1:11.762	21.985	16.553	1:28.245
(566) Roberto Pesevski							(521) Bruno Dos Santos						
1	13:16:13.098	58.211	+3.533	23.703	16.816	17.692	1	13:16:20.636	58.133	+3.001	24.428	16.721	16.984
2	13:17:08.525	55.427	+0.749	22.313	16.408	16.706	2	13:17:16.038	55.402	+0.270	22.367	16.442	16.593
3	13:18:13.047	1:04.522	+9.844	24.384	18.189	21.949	3	13:18:11.426	55.388	+0.256	22.007	16.534	16.847
4	13:19:22.260	1:09.213	+14.535	29.779	20.677	18.757	4	13:19:06.558	55.132		22.028	16.423	16.681
5	13:20:16.938	54.678		21.849	16.264	16.565	5	13:20:01.719	55.161	+0.029	22.072	16.446	16.643
6	13:21:11.675	54.737	+0.059	21.900	16.345	16.492	6	13:20:57.050	55.331	+0.199	22.091	16.531	16.709
7	13:22:06.527	54.852	+0.174	21.989	16.379	16.484	7	13:21:52.430	55.380	+0.248	22.120	16.565	16.695
8	13:23:01.677	55.150	+0.472	22.078	16.484	16.588	8	13:22:47.689	55.259	+0.127	22.131	16.486	16.642
9	13:23:56.588	54.911	+0.233	21.911	16.323	16.677	(572) Tanju Yildiz						
10	13:24:52.065	55.477	+0.799	22.104	16.720	16.653	1	13:16:17.253	58.008	+2.580	23.565	17.180	17.263
11	13:25:46.857	54.792	+0.114	21.950	16.307	16.535	2	13:17:13.218	55.965	+0.537	22.583	16.566	16.816
12	13:26:41.646	54.789	+0.111	21.979	16.343	16.467	3	13:18:09.328	56.110	+0.682	22.445	16.713	16.952
13	13:27:36.635	54.989	+0.311	21.956	16.372	16.661	4	13:19:04.756	55.428		22.129	16.432	16.867
(561) Slawomir Muranski							(522) Michael Becker						
1	13:16:05.501	55.044	+0.342	22.327	16.280	16.437	1	13:16:40.875	1:07.275	+12.437	28.210	18.871	20.194
2	13:17:00.203	54.702		21.828	16.334	16.540	2	13:17:39.351	58.476	+3.638	24.226	17.302	16.948
3	13:17:55.105	54.902	+0.200	21.953	16.367	16.582	3	13:18:34.651	55.300	+0.462	22.221	16.390	16.689
4	13:18:50.292	55.187	+0.485	21.996	16.488	16.703	4	13:19:29.735	55.084	+0.246	21.984	16.436	16.664
5	13:20:26.585	1:36.293	+41.591	22.118	16.578	57.597	5	13:20:24.764	55.029	+0.191	22.005	16.375	16.649
6	13:21:21.934	55.349	+0.647	22.290	16.475	16.584	(526) Michael Becker						
7	13:22:17.278	55.344	+0.642	22.013	16.557	16.774	1	13:16:40.875	1:07.275	+12.437	28.210	18.871	20.194
8	13:23:12.403	55.125	+0.423	22.100	16.440	16.585	2	13:17:39.351	58.476	+3.638	24.226	17.302	16.948
9	13:24:39.985	1:27.582	+32.880	22.103	16.792	48.687	3	13:18:34.651	55.300	+0.462	22.221	16.390	16.689
10	13:25:34.930	54.945	+0.243	22.045	16.440	16.460	4	13:19:29.735	55.084	+0.246	21.984	16.436	16.664
11	13:26:30.047	55.117	+0.415	22.020	16.526	16.571	5	13:20:24.764	55.029	+0.191	22.005	16.375	16.649
12	13:27:25.149	55.102	+0.400	22.031	16.445	16.626	(526) Michael Becker						

Rotax Max Euro Trophy Open Genk

DD2 Masters

Genk 1,360 Km

Session 3

19.04.2019 13:15

Training gestartet um 13:15:02

Runde	Tageszeit	Rundenzeit	Diff.	S1 Zeit	S2 Zeit	S3 Zeit	Runde	Tageszeit	Rundenzeit	Diff.	S1 Zeit	S2 Zeit	S3 Zeit
6	13:20:55.784	55.576	+0.148	22.220	16.588	16.768							
7	13:21:53.285	57.501	+2.073	23.887	16.682	16.932							
8	13:22:49.106	55.821	+0.393	22.382	16.558	16.881							
9	13:24:53.931	2:04.825	+1:09.397	22.666	17.058	1:25.101							
10	13:25:50.020	56.089	+0.661	22.713	16.633	16.743							
11	13:26:45.579	55.559	+0.131	22.197	16.637	16.725							
12	13:27:41.073	55.494	+0.066	22.259	16.512	16.723							

Rotax Max Euro Trophy Open Genk

DD2 Masters

Genk 1,360 Km

Session 4

19.04.2019 15:30

Practice started at 15:30:10

Pos	No.	Name	Nat	Chassis	Raceteam	Laps	Best Tm	Diff	Gap	In Lap	km/h
1	526	Michael Becker	GER	TONY	RS COMPETITION	13	54.644			13	89,598
2	509	Sebastian Rumpelhard	GER	TONY	RS COMPETITION	12	54.650	0.006	0.006	7	89,588
3	510	Carl Cleirbaut	BEL	TONY	BOUVIN POWER	12	54.744	0.100	0.094	5	89,434
4	566	Roberto Pesevski	AUT	SODIKART	KSCA SODI AUSTRIA TEAM	12	54.825	0.181	0.081	12	89,302
5	588	Euripides Hatzistefanis	ESP	TONY	HATZISTEFANIS EURIPIDEI	12	54.877	0.233	0.052	6	89,218
6	561	Slawomir Muranski	POL	TONY	46 TEAM	12	54.991	0.347	0.114	12	89,033
7	555	Christophe Adams	BEL	SODIKART	TEAM LA PUTREL	12	54.997	0.353	0.006	6	89,023
8	508	Konrad Bayer	GER	TONY	RS COMPETITION	12	55.015	0.371	0.018	7	88,994
9	521	Bruno Dos Santos	FRA	SODI	DOS SANTOS	12	55.040	0.396	0.025	11	88,953
10	572	Tanju Yildiz	GER	KOSMIC	FM RACING	3	56.917	2.273	1.877	2	86,020

Rotax Max Euro Trophy Open Genk

DD2 Masters

Genk 1,360 Km

Session 4

19.04.2019 15:30

Practice started at 15:30:10

Lap	Time of Day	Lap Tm	Diff	S1 Tm	S2 Tm	S3 Tm	Lap	Time of Day	Lap Tm	Diff	S1 Tm	S2 Tm	S3 Tm
(526) Michael Becker							8	15:37:43.148	55.066	+0.189	21.978	16.465	16.623
1	15:31:15.456	56.437	+1.793	23.359	16.388	16.690	9	15:38:38.404	55.256	+0.379	22.006	16.597	16.653
2	15:32:10.454	54.998	+0.354	22.002	16.326	16.670	10	15:39:33.436	55.032	+0.155	21.996	16.453	16.583
3	15:33:05.431	54.977	+0.333	22.070	16.354	16.553	11	15:41:31.403	1:57.967	+1:03.090	22.094	16.468	1:19.405
4	15:34:00.421	54.990	+0.346	21.967	16.374	16.649	12	15:42:26.379	54.976	+0.099	22.078	16.381	16.517
5	15:34:55.331	54.910	+0.266	21.925	16.403	16.582	(561) Slawomir Muranski						
6	15:35:50.232	54.901	+0.257	21.966	16.306	16.629	1	15:31:10.337	55.733	+0.742	22.671	16.464	16.598
7	15:36:45.055	54.823	+0.179	21.905	16.328	16.590	2	15:32:05.495	55.158	+0.167	22.075	16.467	16.616
8	15:37:47.467	1:02.412	+7.768	23.039	21.607	17.766	3	15:33:00.669	55.174	+0.183	22.067	16.549	16.558
9	15:38:42.574	55.107	+0.463	22.019	16.477	16.611	4	15:33:55.930	55.261	+0.270	22.028	16.515	16.718
10	15:39:37.623	55.049	+0.405	22.012	16.427	16.610	5	15:34:51.240	55.310	+0.319	22.100	16.533	16.677
11	15:40:32.542	54.919	+0.275	21.983	16.367	16.569	6	15:35:46.234	54.994	+0.003	21.886	16.484	16.624
12	15:41:27.398	54.856	+0.212	21.918	16.305	16.633	7	15:37:38.823	1:52.589	+57.598	22.002	16.475	1:14.112
13	15:42:22.042	54.644		21.860	16.266	16.518	8	15:38:34.104	55.281	+0.290	22.112	16.526	16.643
(509) Sebastian Rumpelhardt							9	15:39:29.198	55.094	+0.103	22.076	16.445	16.573
1	15:31:26.901	57.074	+2.424	23.634	16.819	16.621	10	15:40:24.337	55.139	+0.148	22.023	16.505	16.611
2	15:32:21.625	54.724	+0.074	21.899	16.321	16.504	11	15:41:19.334	54.997	+0.006	21.948	16.513	16.536
3	15:33:16.314	54.689	+0.039	21.846	16.365	16.478	12	15:42:14.325	54.991		21.930	16.462	16.599
4	15:34:11.114	54.800	+0.150	21.943	16.380	16.477	(555) Christophe Adams						
5	15:35:06.015	54.901	+0.251	21.909	16.516	16.476	1	15:31:27.487	57.110	+2.113	23.695	16.714	16.701
6	15:36:00.825	54.810	+0.160	21.964	16.380	16.466	2	15:32:22.594	55.107	+0.110	22.100	16.396	16.611
7	15:36:55.475	54.650		21.822	16.322	16.506	3	15:33:21.490	58.896	+3.899	23.758	17.838	17.300
8	15:37:56.821	1:01.346	+6.696	22.070	20.023	19.253	4	15:34:16.502	55.012	+0.015	22.007	16.429	16.576
9	15:38:51.819	54.998	+0.348	21.962	16.451	16.585	5	15:35:11.523	55.021	+0.024	21.993	16.413	16.615
10	15:39:46.662	54.843	+0.193	21.921	16.360	16.562	6	15:36:06.520	54.997		21.972	16.409	16.616
11	15:40:41.395	54.733	+0.083	21.913	16.302	16.518	7	15:38:06.423	1:59.903	+1:04.906	22.009	16.518	1:21.376
12	15:41:36.198	54.803	+0.153	21.933	16.337	16.533	8	15:39:02.019	55.596	+0.599	22.335	16.506	16.755
(510) Carl Cleirbaut							9	15:39:59.588	57.569	+2.572	22.110	18.288	17.171
1	15:32:08.743	55.900	+1.156	22.902	16.383	16.615	10	15:40:54.872	55.284	+0.287	22.123	16.526	16.635
2	15:33:03.492	54.749	+0.005	21.924	16.196	16.629	11	15:41:50.029	55.157	+0.160	22.019	16.468	16.670
3	15:33:58.363	54.871	+0.127	21.963	16.345	16.563	12	15:42:45.152	55.123	+0.126	21.977	16.438	16.708
4	15:34:53.134	54.771	+0.027	21.847	16.382	16.542	(508) Konrad Bayer						
5	15:35:47.878	54.744		21.858	16.310	16.576	1	15:31:23.127	59.245	+4.230	24.160	17.691	17.394
6	15:36:42.628	54.750	+0.006	21.852	16.360	16.538	2	15:32:19.816	56.689	+1.674	23.203	16.837	16.649
7	15:38:17.652	1:35.024	+40.280	22.081	17.964	54.979	3	15:33:14.890	55.074	+0.059	21.922	16.538	16.614
8	15:39:12.797	55.145	+0.401	22.177	16.384	16.584	4	15:34:10.555	55.665	+0.650	22.112	16.883	16.670
9	15:40:08.016	55.219	+0.475	22.118	16.410	16.691	5	15:35:05.746	55.191	+0.176	22.046	16.542	16.603
10	15:41:03.144	55.128	+0.384	22.028	16.474	16.626	6	15:36:01.423	55.677	+0.662	22.474	16.581	16.622
11	15:41:58.099	54.955	+0.211	21.973	16.430	16.552	7	15:36:56.438	55.015		21.992	16.468	16.555
12	15:42:53.163	55.064	+0.320	21.915	16.447	16.702	8	15:39:01.568	2:05.130	+1:10.115	22.175	17.426	1:25.529
(566) Roberto Pesevski							9	15:39:58.669	57.101	+2.086	23.711	16.610	16.780
1	15:31:30.921	57.052	+2.227	23.729	16.493	16.830	10	15:40:53.783	55.114	+0.099	22.026	16.448	16.640
2	15:32:26.141	55.220	+0.395	22.231	16.415	16.574	11	15:41:48.979	55.196	+0.181	21.942	16.500	16.754
3	15:33:21.086	54.945	+0.120	21.940	16.375	16.630	12	15:42:44.191	55.212	+0.197	22.045	16.518	16.649
4	15:34:15.951	54.865	+0.040	21.974	16.385	16.506	(521) Bruno Dos Santos						
5	15:35:10.870	54.919	+0.094	21.933	16.459	16.527	1	15:31:24.961	1:01.164	+6.124	27.223	17.051	16.890
6	15:36:05.749	54.879	+0.054	21.928	16.400	16.551	2	15:32:20.180	55.219	+0.179	21.874	16.558	16.787
7	15:37:00.595	54.846	+0.021	21.916	16.434	16.496	3	15:33:15.400	55.220	+0.180	22.106	16.499	16.615
8	15:38:45.214	1:44.619	+49.794	21.994	16.471	1:06.154	4	15:34:11.314	55.914	+0.874	22.129	16.690	17.095
9	15:39:40.223	55.009	+0.184	22.157	16.383	16.469	5	15:35:06.698	55.384	+0.344	22.213	16.613	16.558
10	15:40:35.181	54.958	+0.133	22.031	16.356	16.571	6	15:36:01.913	55.215	+0.175	22.046	16.562	16.607
11	15:41:30.157	54.976	+0.151	21.957	16.414	16.605	7	15:38:04.394	2:02.481	+1:07.441	22.134	16.540	1:23.807
12	15:42:24.982	54.825		21.986	16.320	16.519	8	15:38:59.676	55.282	+0.242	22.125	16.479	16.678
(588) Euripides Hatzistefanis							9	15:39:55.116	55.440	+0.400	22.207	16.568	16.665
1	15:31:17.162	58.871	+3.994	25.355	16.834	16.682	10	15:40:50.223	55.107	+0.067	21.921	16.569	16.617
2	15:32:12.595	55.433	+0.566	22.244	16.549	16.640	11	15:41:45.263	55.040		21.915	16.415	16.710
3	15:33:07.866	55.271	+0.394	22.137	16.469	16.665	12	15:42:40.391	55.128	+0.088	21.972	16.536	16.620
4	15:34:02.966	55.100	+0.223	22.056	16.413	16.631	(572) Tanju Yildiz						
5	15:34:58.315	55.349	+0.472	22.189	16.425	16.735	1	15:36:08.543	5:43.918	+4:47.001	2:50.849	2:34.737	18.332
6	15:35:53.192	54.877		21.955	16.377	16.545	2	15:37:05.460	56.917		22.919	16.928	17.070
7	15:36:48.082	54.890	+0.013	21.900	16.404	16.586	3	15:38:49.222	1:43.762	+46.845	22.382	21.186	1:00.194

Rotax Max Euro Trophy Open Genk

DD2 Masters

Genk 1,360 Km

Session 5

19.04.2019 17:00

Practice started at 17:00:01

Pos	No.	Name	Nat	Chassis	Raceteam	Laps	Best Tm	Diff	Gap	In Lap	km/h
1	561	Slawomir Muranski	POL	TONY	46 TEAM	11	54.436			2	89,940
2	566	Roberto Pesevski	AUT	SODIKART	KSCA SODI AUSTRIA TEAM	12	54.774	0.338	0.338	5	89,385
3	555	Christophe Adams	BEL	SODIKART	TEAM LA PUTREL	11	54.805	0.369	0.031	9	89,335
4	510	Carl Cleirbaut	BEL	TONY	BOUVIN POWER	10	54.896	0.460	0.091	6	89,187
5	588	Euripides Hatzistefanis	ESP	TONY	HATZISTEFANIS EURIPIDE	11	54.910	0.474	0.014	10	89,164
6	526	Michael Becker	GER	TONY	RS COMPETITION	11	54.940	0.504	0.030	10	89,115
7	521	Bruno Dos Santos	FRA	SODI	DOS SANTOS	11	54.981	0.545	0.041	3	89,049
8	572	Tanju Yildiz	GER	KOSMIC	FM RACING	13	55.204	0.768	0.223	9	88,689
9	508	Konrad Bayer	GER	TONY	RS COMPETITION	12	55.271	0.835	0.067	4	88,582

Rotax Max Euro Trophy Open Genk

DD2 Masters

Genk 1,360 Km

Session 5

19.04.2019 17:00

Practice started at 17:00:01

Lap	Time of Day	Lap Tm	Diff	S1 Tm	S2 Tm	S3 Tm
(561) Slawomir Muranski						
1	17:01:07.332	55.205	+0.769	22.320	16.277	16.608
2	17:02:01.768	54.436		21.845	16.231	16.360
3	17:02:56.430	54.662	+0.226	21.798	16.379	16.485
4	17:03:51.287	54.857	+0.421	21.934	16.306	16.617
5	17:04:46.107	54.820	+0.384	21.866	16.362	16.592
6	17:06:40.013	1:53.906	+59.470	22.048	16.461	1:15.397
7	17:07:34.819	54.806	+0.370	21.970	16.353	16.483
8	17:08:29.633	54.814	+0.378	21.901	16.366	16.547
9	17:09:24.498	54.865	+0.429	21.920	16.458	16.487
10	17:10:19.503	55.005	+0.569	22.006	16.424	16.575
11	17:11:14.290	54.787	+0.351	21.911	16.387	16.489

Lap	Time of Day	Lap Tm	Diff	S1 Tm	S2 Tm	S3 Tm
(566) Roberto Pesevski						
1	17:01:29.394	57.144	+2.370	23.805	16.519	16.820
2	17:02:28.255	58.861	+4.087	25.680	16.602	16.579
3	17:03:23.210	54.955	+0.181	21.956	16.442	16.557
4	17:04:18.188	54.978	+0.204	22.023	16.368	16.587
5	17:05:12.962	54.774		21.839	16.336	16.599
6	17:06:07.900	54.938	+0.164	21.912	16.468	16.558
7	17:07:19.821	1:11.921	+17.147	22.009	16.862	31.230
8	17:08:22.098	1:02.277	+7.503	29.039	16.525	16.713
9	17:09:16.978	54.880	+0.106	22.015	16.325	16.540
10	17:10:12.036	55.058	+0.284	21.983	16.402	16.673
11	17:11:07.767	55.731	+0.957	22.030	16.475	17.226
12	17:12:09.706	1:01.939	+7.165	28.864	16.478	16.597

Lap	Time of Day	Lap Tm	Diff	S1 Tm	S2 Tm	S3 Tm
(555) Christophe Adams						
1	17:01:22.855	1:02.536	+7.731	28.234	17.608	16.694
2	17:02:18.126	55.271	+0.466	22.124	16.420	16.727
3	17:03:13.263	55.137	+0.332	21.985	16.466	16.686
4	17:04:19.733	1:06.470	+11.665	21.982	20.217	24.271
5	17:05:21.820	1:02.087	+7.282	25.918	18.418	17.751
6	17:06:16.811	54.991	+0.186	21.986	16.386	16.619
7	17:08:12.639	1:55.828	+1:01.023	22.091	16.507	1:17.230
8	17:09:17.701	1:05.062	+10.257	27.263	20.230	17.569
9	17:10:12.506	54.805		21.963	16.329	16.513
10	17:11:07.763	55.257	+0.452	22.007	16.340	16.910
11	17:12:08.968	1:01.205	+6.400	27.134	16.899	17.172

Lap	Time of Day	Lap Tm	Diff	S1 Tm	S2 Tm	S3 Tm
(510) Carl Cleirbaut						
1	17:01:22.343	57.284	+2.388	23.832	16.824	16.628
2	17:02:17.569	55.226	+0.330	22.020	16.537	16.669
3	17:03:12.908	55.339	+0.443	22.043	16.577	16.719
4	17:05:32.114	2:19.206	+1:24.310	22.020	18.317	1:38.869
5	17:06:31.271	59.157	+4.261	26.000	16.492	16.665
6	17:07:26.167	54.896		21.957	16.346	16.593
7	17:08:21.294	55.127	+0.231	22.069	16.432	16.626
8	17:09:16.643	55.349	+0.453	22.043	16.496	16.810
9	17:10:11.873	55.230	+0.334	22.133	16.438	16.659
10	17:11:06.983	55.110	+0.214	22.009	16.430	16.671

Lap	Time of Day	Lap Tm	Diff	S1 Tm	S2 Tm	S3 Tm
(588) Euripides Hatzistefanis						
1	17:01:29.773	56.541	+1.631	23.372	16.573	16.596
2	17:02:25.146	55.373	+0.463	22.168	16.478	16.727
3	17:03:20.366	55.220	+0.310	22.061	16.456	16.703
4	17:04:15.649	55.283	+0.373	21.999	16.551	16.733
5	17:05:10.711	55.062	+0.152	21.957	16.437	16.668
6	17:08:04.057	2:53.346	+1:58.436	22.007	16.476	2:14.863
7	17:09:00.018	55.961	+1.051	22.855	16.472	16.634
8	17:09:55.083	55.065	+0.155	22.024	16.397	16.644
9	17:10:50.141	55.058	+0.148	22.034	16.348	16.676
10	17:11:45.051	54.910		21.982	16.273	16.655
11	17:12:40.865	55.814	+0.904	22.083	16.764	16.967

Lap	Time of Day	Lap Tm	Diff	S1 Tm	S2 Tm	S3 Tm
(526) Michael Becker						
1	17:01:32.370	1:01.716	+6.776	27.981	16.849	16.886
2	17:02:27.864	55.494	+0.554	22.242	16.576	16.676
3	17:04:39.071	2:11.207	+1:16.267	22.665	17.547	1:30.995
4	17:05:34.581	55.510	+0.570	22.388	16.444	16.678
5	17:06:29.598	55.017	+0.077	22.012	16.430	16.575
6	17:07:24.716	55.118	+0.178	21.980	16.391	16.747
7	17:08:50.608	1:25.892	+30.952	22.081	16.396	47.415
8	17:09:45.810	55.202	+0.262	22.140	16.358	16.704
9	17:10:40.825	55.015	+0.075	22.057	16.367	16.591
10	17:11:35.765	54.940		22.006	16.327	16.607
11	17:12:31.014	55.249	+0.309	22.116	16.417	16.716

Lap	Time of Day	Lap Tm	Diff	S1 Tm	S2 Tm	S3 Tm
(521) Bruno Dos Santos						
1	17:01:40.182	58.354	+3.373	24.744	16.752	16.858
2	17:02:35.544	55.362	+0.381	21.970	16.540	16.852
3	17:03:30.525	54.981		21.996	16.340	16.645
4	17:04:25.668	55.143	+0.162	21.979	16.488	16.676
5	17:05:20.998	55.330	+0.349	22.070	16.552	16.708
6	17:06:16.253	55.255	+0.274	21.951	16.474	16.830
7	17:08:35.850	2:19.597	+1:24.616	23.498	16.525	1:39.574
8	17:09:30.998	55.148	+0.167	22.114	16.428	16.606
9	17:10:26.109	55.111	+0.130	22.114	16.417	16.580
10	17:11:21.201	55.092	+0.111	22.154	16.387	16.551
11	17:12:16.303	55.102	+0.121	22.025	16.419	16.658

Lap	Time of Day	Lap Tm	Diff	S1 Tm	S2 Tm	S3 Tm
(572) Tanju Yildiz						
1	17:01:19.259	58.009	+2.805	24.320	16.939	16.750
2	17:02:14.892	55.633	+0.429	22.311	16.596	16.726
3	17:03:10.376	55.484	+0.280	22.136	16.607	16.741
4	17:04:05.702	55.326	+0.122	22.209	16.376	16.741
5	17:05:01.148	55.446	+0.242	22.142	16.677	16.627
6	17:05:56.642	55.494	+0.290	22.097	16.698	16.699
7	17:06:52.195	55.553	+0.349	22.266	16.489	16.798
8	17:07:47.816	55.621	+0.417	22.273	16.491	16.857
9	17:08:43.020	55.204		22.114	16.455	16.635
10	17:09:38.766	55.746	+0.542	22.290	16.689	16.767
11	17:10:34.158	55.392	+0.188	22.227	16.540	16.625
12	17:11:29.492	55.334	+0.130	22.246	16.461	16.627
13	17:12:25.291	55.799	+0.595	22.074	16.451	17.274

Lap	Time of Day	Lap Tm	Diff	S1 Tm	S2 Tm	S3 Tm
(508) Konrad Bayer						
1	17:01:18.870	58.118	+2.847	24.195	17.066	16.857
2	17:02:14.369	55.499	+0.228	22.176	16.571	16.752
3	17:03:10.066	55.697	+0.426	22.210	16.694	16.793
4	17:04:05.337	55.271		21.985	16.647	16.639
5	17:05:00.914	55.577	+0.306	22.075	16.675	16.827
6	17:05:56.542	55.628	+0.357	22.100	16.584	16.944
7	17:06:52.007	55.465	+0.194	22.060	16.478	16.927
8	17:07:47.520	55.513	+0.242	22.214	16.578	16.721
9	17:08:42.810	55.290	+0.019	22.095	16.546	16.649
10	17:09:38.395	55.585	+0.314	22.198	16.598	16.789
11	17:10:33.673	55.278	+0.007	22.138	16.588	16.552
12	17:11:29.066	55.393	+0.122	22.101	16.498	16.794

Rotax Max Euro Trophy Open Genk

DD2 Masters

Genk 1,360 Km

Non Qualifying Practice 1

20.04.2019 09:55

Practice (7:00 Time) started at 9:55:06

Pos	No.	Name	Nat	Chassis	Raceteam	Laps	Best Tm	Diff	Gap	In Lap	km/h
1	566	Roberto Pesevski	AUT	SODIKART	KSCA SODI AUSTRIA TEAM	8	54.557			5	89,741
2	561	Slawomir Muranski	POL	TONY	46 TEAM	8	54.590	0.033	0.033	8	89,687
3	555	Christophe Adams	BEL	SODIKART	TEAM LA PUTREL	8	54.773	0.216	0.183	8	89,387
4	509	Sebastian Rumpelhard	GER	TONY	RS COMPETITION	8	54.779	0.222	0.006	5	89,377
5	526	Michael Becker	GER	TONY	RS COMPETITION	8	54.821	0.264	0.042	8	89,309
6	588	Euripides Hatzistefanis	ESP	TONY	HATZISTEFANIS EURIPIDE:	7	54.869	0.312	0.048	6	89,231
7	510	Carl Cleirbaut	BEL	TONY	BOUVIN POWER	8	54.878	0.321	0.009	8	89,216
8	521	Bruno Dos Santos	FRA	SODI	DOS SANTOS	8	54.895	0.338	0.017	7	89,188
9	508	Konrad Bayer	GER	TONY	RS COMPETITION	8	55.108	0.551	0.213	7	88,844
10	572	Tanju Yildiz	GER	KOSMIC	FM RACING	8	55.568	1.011	0.460	8	88,108

Rotax Max Euro Trophy Open Genk

DD2 Masters

Genk 1,360 Km

Non Qualifying Practice 1

20.04.2019 09:55

Practice (7:00 Time) started at 9:55:06

Lap	Time of Day	Lap Tm	Diff	S1 Tm	S2 Tm	S3 Tm
(566) Roberto Pesevski						
1	9:56:18.904	58.609	+4.052	24.908	16.830	16.871
2	9:57:13.992	55.088	+0.531	22.020	16.468	16.600
3	9:58:08.839	54.847	+0.290	21.975	16.356	16.516
4	9:59:03.660	54.821	+0.264	21.973	16.309	16.539
5	9:59:58.217	54.557		21.847	16.286	16.424
6	10:00:52.909	54.692	+0.135	21.887	16.282	16.523
7	10:01:47.971	55.062	+0.505	22.276	16.339	16.447
8	10:02:42.573	54.602	+0.045	21.864	16.278	16.460

Lap	Time of Day	Lap Tm	Diff	S1 Tm	S2 Tm	S3 Tm
(561) Slawomir Muranski						
1	9:56:16.255	57.164	+2.574	23.920	16.625	16.619
2	9:57:11.172	54.917	+0.327	21.943	16.483	16.491
3	9:58:06.294	55.122	+0.532	22.054	16.432	16.636
4	9:59:01.516	55.222	+0.632	22.024	16.556	16.642
5	9:59:56.335	54.819	+0.229	21.897	16.408	16.514
6	10:00:51.988	55.653	+1.063	21.905	16.968	16.780
7	10:01:48.394	56.406	+1.816	23.090	16.928	16.388
8	10:02:42.984	54.590		21.882	16.285	16.423

Lap	Time of Day	Lap Tm	Diff	S1 Tm	S2 Tm	S3 Tm
(555) Christophe Adams						
1	9:56:20.938	57.988	+3.215	24.293	16.901	16.794
2	9:57:16.576	55.638	+0.865	22.261	16.599	16.778
3	9:58:11.914	55.338	+0.565	22.051	16.526	16.761
4	9:59:07.003	55.089	+0.316	22.048	16.420	16.621
5	10:00:02.017	55.014	+0.241	22.044	16.376	16.594
6	10:00:56.921	54.904	+0.131	21.908	16.455	16.541
7	10:01:51.861	54.940	+0.167	21.994	16.348	16.598
8	10:02:46.634	54.773		21.880	16.361	16.532

Lap	Time of Day	Lap Tm	Diff	S1 Tm	S2 Tm	S3 Tm
(509) Sebastian Rumpelhardt						
1	9:56:17.594	57.476	+2.697	23.805	16.818	16.853
2	9:57:12.864	55.270	+0.491	22.083	16.521	16.666
3	9:58:07.919	55.055	+0.276	22.004	16.435	16.616
4	9:59:02.853	54.934	+0.155	22.016	16.386	16.532
5	9:59:57.632	54.779		21.969	16.374	16.436
6	10:00:52.470	54.838	+0.059	21.932	16.348	16.558
7	10:01:47.364	54.894	+0.115	22.037	16.302	16.555
8	10:02:42.171	54.807	+0.028	21.882	16.342	16.583

Lap	Time of Day	Lap Tm	Diff	S1 Tm	S2 Tm	S3 Tm
(526) Michael Becker						
1	9:56:19.521	1:00.359	+5.538	26.550	17.013	16.796
2	9:57:14.893	55.372	+0.551	22.181	16.527	16.664
3	9:58:10.241	55.348	+0.527	22.204	16.506	16.638
4	9:59:05.404	55.163	+0.342	22.164	16.354	16.645
5	10:00:00.982	55.578	+0.757	22.492	16.474	16.612
6	10:00:55.843	54.861	+0.040	21.997	16.384	16.480
7	10:01:50.686	54.843	+0.022	21.955	16.314	16.574
8	10:02:45.507	54.821		21.909	16.365	16.547

Lap	Time of Day	Lap Tm	Diff	S1 Tm	S2 Tm	S3 Tm
(588) Euripides Hatzistefanis						
1	9:56:56.326	1:04.436	+9.567	27.283	18.730	18.423
2	9:58:01.473	1:05.147	+10.278	25.206	19.694	20.247
3	9:59:01.826	1:00.353	+5.484	24.762	17.883	17.708
4	9:59:56.760	54.934	+0.065	22.030	16.388	16.516
5	10:00:51.744	54.984	+0.115	21.917	16.417	16.650
6	10:01:46.613	54.869		21.916	16.334	16.619
7	10:02:41.505	54.892	+0.023	21.967	16.369	16.556

Lap	Time of Day	Lap Tm	Diff	S1 Tm	S2 Tm	S3 Tm
(510) Carl Cleirbaut						
1	9:56:20.313	57.992	+3.114	24.278	16.978	16.736
2	9:57:15.589	55.276	+0.398	22.107	16.641	16.528
3	9:58:10.560	54.971	+0.093	21.997	16.326	16.648
4	9:59:05.560	55.000	+0.122	21.981	16.456	16.563
5	10:00:00.606	55.046	+0.168	22.123	16.401	16.522

Lap	Time of Day	Lap Tm	Diff	S1 Tm	S2 Tm	S3 Tm
6	10:00:55.494	54.888	+0.010	21.919	16.323	16.646
7	10:01:50.470	54.976	+0.098	21.932	16.414	16.630
8	10:02:45.348	54.878		21.870	16.376	16.632

Lap	Time of Day	Lap Tm	Diff	S1 Tm	S2 Tm	S3 Tm
(521) Bruno Dos Santos						
1	9:56:18.776	58.255	+3.360	24.250	17.105	16.900
2	9:57:15.432	56.656	+1.761	22.818	17.180	16.658
3	9:58:10.937	55.505	+0.610	22.451	16.518	16.536
4	9:59:06.128	55.191	+0.296	22.042	16.512	16.637
5	10:00:01.449	55.321	+0.426	22.110	16.576	16.635
6	10:00:56.501	55.052	+0.157	22.006	16.492	16.554
7	10:01:51.396	54.895		21.989	16.420	16.486
8	10:02:46.338	54.942	+0.047	21.999	16.450	16.493

Lap	Time of Day	Lap Tm	Diff	S1 Tm	S2 Tm	S3 Tm
(508) Konrad Bayer						
1	9:56:24.726	59.516	+4.408	24.924	17.516	17.076
2	9:57:21.108	56.382	+1.274	22.624	16.876	16.882
3	9:58:16.583	55.475	+0.367	22.302	16.569	16.604
4	9:59:11.917	55.334	+0.226	22.158	16.477	16.699
5	10:00:07.194	55.277	+0.169	22.056	16.520	16.701
6	10:01:02.464	55.270	+0.162	22.115	16.503	16.652
7	10:01:57.572	55.108		21.998	16.453	16.657
8	10:02:52.704	55.132	+0.024	21.934	16.465	16.733

Lap	Time of Day	Lap Tm	Diff	S1 Tm	S2 Tm	S3 Tm
(572) Tanju Yildiz						
1	9:56:26.752	1:01.013	+5.445	25.919	17.695	17.399
2	9:57:23.050	56.298	+0.730	22.570	16.817	16.911
3	9:58:19.080	56.030	+0.462	22.428	16.768	16.834
4	9:59:14.754	55.674	+0.106	22.264	16.587	16.823
5	10:00:10.372	55.618	+0.050	22.267	16.522	16.829
6	10:01:06.078	55.706	+0.138	22.168	16.749	16.789
7	10:02:01.671	55.593	+0.025	22.305	16.544	16.744
8	10:02:57.239	55.568		22.223	16.609	16.736

Rotax Max Euro Trophy Open Genk

DD2 Masters

Genk 1,360 Km

Non Qualifying Practice 2

20.04.2019 11:01

Practice (7:00 Time) started at 11:01:02

Pos	No.	Name	Nat	Chassis	Raceteam	Laps	Best Tm	Diff	Gap	In Lap	km/h
1	566	Roberto Pesevski	AUT	SODIKART	KSCA SODI AUSTRIA TEAM	6	54.104			3	90,492
2	510	Carl Cleirbaut	BEL	TONY	BOUVIN POWER	7	54.245	0.141	0.141	2	90,257
3	509	Sebastian Rumpelhard	GER	TONY	RS COMPETITION	8	54.262	0.158	0.017	3	90,229
4	588	Euripides Hatzistefanis	ESP	TONY	HATZISTEFANIS EURIPIDE	8	54.372	0.268	0.110	2	90,046
5	526	Michael Becker	GER	TONY	RS COMPETITION	8	54.378	0.274	0.006	7	90,036
6	555	Christophe Adams	BEL	SODIKART	TEAM LA PUTREL	7	54.438	0.334	0.060	6	89,937
7	577	Maxim Shaposhnikov	RUS	BIRELART	BIRELART BALTICS	6	54.517	0.413	0.079	6	89,807
8	561	Slawomir Muranski	POL	TONY	46 TEAM	7	54.592	0.488	0.075	6	89,683
9	508	Konrad Bayer	GER	TONY	RS COMPETITION	8	54.743	0.639	0.151	5	89,436
10	521	Bruno Dos Santos	FRA	SODI	DOS SANTOS	7	54.974	0.870	0.231	5	89,060
11	572	Tanju Yildiz	GER	KOSMIC	FM RACING	8	55.041	0.937	0.067	5	88,952

Rotax Max Euro Trophy Open Genk

DD2 Masters

Genk 1,360 Km

Non Qualifying Practice 2

20.04.2019 11:01

Practice (7:00 Time) started at 11:01:02

Lap	Time of Day	Lap Tm	Diff	S1 Tm	S2 Tm	S3 Tm
(566) Roberto Pesevski						
1	11:03:42.351	56.882	+2.778	23.509	16.657	16.716
2	11:04:36.773	54.422	+0.318	21.839	16.205	16.378
3	11:05:30.877	54.104		21.612	16.145	16.347
4	11:06:25.217	54.340	+0.236	21.710	16.183	16.447
5	11:07:19.544	54.327	+0.223	21.706	16.204	16.417
6	11:08:13.752	54.208	+0.104	21.726	16.157	16.325

Lap	Time of Day	Lap Tm	Diff	S1 Tm	S2 Tm	S3 Tm
(510) Carl Cleirbaut						
1	11:02:37.508	1:00.377	+6.132	25.484	17.483	17.410
2	11:03:31.753	54.245		21.810	16.105	16.330
3	11:04:26.346	54.593	+0.348	21.817	16.258	16.518
4	11:05:20.867	54.521	+0.276	21.790	16.164	16.567
5	11:06:15.279	54.412	+0.167	21.823	16.175	16.414
6	11:07:09.686	54.407	+0.162	21.722	16.231	16.454
7	11:08:04.243	54.557	+0.312	21.865	16.218	16.474

Lap	Time of Day	Lap Tm	Diff	S1 Tm	S2 Tm	S3 Tm
(509) Sebastian Rumpelhardt						
1	11:02:21.140	56.449	+2.187	23.546	16.437	16.466
2	11:03:15.553	54.413	+0.151	21.732	16.236	16.445
3	11:04:09.815	54.262		21.657	16.184	16.421
4	11:05:04.214	54.399	+0.137	21.750	16.240	16.409
5	11:05:58.636	54.422	+0.160	21.840	16.228	16.354
6	11:06:54.080	55.444	+1.182	22.060	16.830	16.554
7	11:07:48.459	54.379	+0.117	21.719	16.280	16.380
8	11:08:42.798	54.339	+0.077	21.747	16.213	16.379

Lap	Time of Day	Lap Tm	Diff	S1 Tm	S2 Tm	S3 Tm
(588) Euripides Hatzistefanis						
1	11:02:22.579	57.194	+2.822	23.763	16.890	16.541
2	11:03:16.951	54.372		21.803	16.128	16.441
3	11:04:11.474	54.523	+0.151	21.926	16.190	16.407
4	11:05:06.306	54.832	+0.460	22.093	16.255	16.484
5	11:06:00.751	54.445	+0.073	21.798	16.247	16.400
6	11:06:55.248	54.497	+0.125	21.859	16.244	16.394
7	11:07:49.846	54.598	+0.226	21.881	16.232	16.485
8	11:08:44.416	54.570	+0.198	21.899	16.246	16.425

Lap	Time of Day	Lap Tm	Diff	S1 Tm	S2 Tm	S3 Tm
(526) Michael Becker						
1	11:02:14.220	56.393	+2.015	23.332	16.398	16.663
2	11:03:12.219	57.999	+3.621	24.988	16.367	16.644
3	11:04:06.645	54.426	+0.048	21.770	16.282	16.374
4	11:05:01.278	54.633	+0.255	21.912	16.196	16.525
5	11:05:55.771	54.493	+0.115	21.803	16.259	16.431
6	11:06:50.188	54.417	+0.039	21.787	16.247	16.383
7	11:07:44.566	54.378		21.739	16.191	16.448
8	11:08:39.042	54.476	+0.098	21.813	16.213	16.450

Lap	Time of Day	Lap Tm	Diff	S1 Tm	S2 Tm	S3 Tm
(555) Christophe Adams						
1	11:03:12.568	1:01.319	+6.881	25.333	18.653	17.333
2	11:04:07.231	54.663	+0.225	21.940	16.259	16.464
3	11:05:01.989	54.758	+0.320	21.909	16.318	16.531
4	11:05:56.574	54.585	+0.147	21.849	16.242	16.494
5	11:06:51.057	54.483	+0.045	21.895	16.191	16.397
6	11:07:45.495	54.438		21.774	16.239	16.425
7	11:08:40.044	54.549	+0.111	21.875	16.216	16.458

Lap	Time of Day	Lap Tm	Diff	S1 Tm	S2 Tm	S3 Tm
(577) Maxim Shaposhnikov						
1	11:03:01.441	1:24.974	+30.457	35.398	24.187	25.389
2	11:04:30.122	1:28.681	+34.164	36.293	26.776	25.612
3	11:05:41.683	1:11.561	+17.044	29.966	20.237	21.358
4	11:06:44.132	1:02.449	+7.932	25.665	18.274	18.510
5	11:07:39.650	55.518	+1.001	22.654	16.493	16.371
6	11:08:34.167	54.517		21.752	16.439	16.326

Lap	Time of Day	Lap Tm	Diff	S1 Tm	S2 Tm	S3 Tm
(561) Slawomir Muranski						

Lap	Time of Day	Lap Tm	Diff	S1 Tm	S2 Tm	S3 Tm
1	11:03:10.606	58.494	+3.902	24.434	17.204	16.856
2	11:04:05.783	55.177	+0.585	22.131	16.460	16.586
3	11:05:01.694	55.911	+1.319	22.817	16.615	16.479
4	11:05:56.335	54.641	+0.049	21.846	16.286	16.509
5	11:06:51.374	55.039	+0.447	21.904	16.778	16.357
6	11:07:45.966	54.592		21.863	16.355	16.374
7	11:08:40.657	54.691	+0.099	21.886	16.333	16.472

Lap	Time of Day	Lap Tm	Diff	S1 Tm	S2 Tm	S3 Tm
(508) Konrad Bayer						
1	11:02:24.211	1:01.522	+6.779	25.885	18.227	17.410
2	11:03:20.707	56.496	+1.753	22.873	16.875	16.748
3	11:04:16.178	55.471	+0.728	22.137	16.697	16.637
4	11:05:11.248	55.070	+0.327	22.007	16.465	16.598
5	11:06:05.991	54.743		21.968	16.327	16.448
6	11:07:00.883	54.892	+0.149	21.869	16.389	16.634
7	11:07:55.739	54.856	+0.113	21.861	16.489	16.506
8	11:08:50.631	54.892	+0.149	21.886	16.394	16.612

Lap	Time of Day	Lap Tm	Diff	S1 Tm	S2 Tm	S3 Tm
(521) Bruno Dos Santos						
1	11:02:33.175	58.175	+3.201	24.588	16.771	16.816
2	11:03:28.657	55.482	+0.508	22.270	16.557	16.655
3	11:04:24.100	55.443	+0.469	22.090	16.469	16.884
4	11:05:19.260	55.160	+0.186	21.996	16.430	16.734
5	11:06:14.234	54.974		21.998	16.376	16.600
6	11:07:09.302	55.068	+0.094	22.012	16.397	16.659
7	11:08:05.186	55.884	+0.910	22.790	16.504	16.590

Lap	Time of Day	Lap Tm	Diff	S1 Tm	S2 Tm	S3 Tm
(572) Tanju Yildiz						
1	11:02:24.473	59.407	+4.366	24.935	17.049	17.423
2	11:03:20.974	56.501	+1.460	22.872	16.986	16.643
3	11:04:16.823	55.849	+0.808	22.407	16.661	16.781
4	11:05:12.265	55.442	+0.401	22.286	16.447	16.709
5	11:06:07.306	55.041		22.027	16.408	16.606
6	11:07:02.459	55.153	+0.112	21.997	16.433	16.723
7	11:07:57.908	55.449	+0.408	22.257	16.433	16.759
8	11:08:53.428	55.520	+0.479	22.238	16.473	16.809

Rotax Max Euro Trophy Open Genk

DD2 Masters

Genk 1,360 Km

Qualifying Practice

20.04.2019 12:40

Qualifying (7:00 Time) started at 12:40:16

Pos	No.	Name	Nat	Chassis	Raceteam	Laps	Best Tm	Diff	Gap	In Lap	km/h
1	561	Slawomir Muranski	POL	TONY	46 TEAM	3	54.106			2	90,489
2	510	Carl Cleirbaut	BEL	TONY	BOUVIN POWER	7	54.264	0.158	0.158	2	90,226
3	566	Roberto Pesevski	AUT	SODIKART	KSCA SODI AUSTRIA TEAM	6	54.285	0.179	0.021	3	90,191
4	526	Michael Becker	GER	TONY	RS COMPETITION	6	54.342	0.236	0.057	2	90,096
5	588	Euripides Hatzistefanis	ESP	TONY	HATZISTEFANIS EURIPIDEI	6	54.388	0.282	0.046	2	90,020
6	509	Sebastian Rumpelhard	GER	TONY	RS COMPETITION	6	54.577	0.471	0.189	2	89,708
7	555	Christophe Adams	BEL	SODIKART	TEAM LA PUTREL	6	54.611	0.505	0.034	2	89,652
8	521	Bruno Dos Santos	FRA	SODI	DOS SANTOS	8	54.777	0.671	0.166	5	89,381
9	508	Konrad Bayer	GER	TONY	RS COMPETITION	8	54.936	0.830	0.159	7	89,122
10	572	Tanju Yildiz	GER	KOSMIC	FM RACING	7	55.088	0.982	0.152	5	88,876
11	577	Maxim Shaposhnikov	RUS	BIRELART	BIRELART BALTICS	8	55.589	1.483	0.501	3	88,075

Announcements

These results are provisional until the conclusion of any judicial and technical matters!

Rotax Max Euro Trophy Open Genk

DD2 Masters

Genk 1,360 Km

Qualifying Practice

20.04.2019 12:40

Qualifying (7:00 Time) started at 12:40:16

Lap	Time of Day	Lap Tm	Diff	S1 Tm	S2 Tm	S3 Tm
(561) Slawomir Muranski						
1	12:43:32.779	1:07.825	+13.719	30.590	19.800	17.435
2	12:44:26.885	54.106		21.709	16.113	16.284
3	12:45:21.111	54.226	+0.120	21.633	16.211	16.382

Lap	Time of Day	Lap Tm	Diff	S1 Tm	S2 Tm	S3 Tm
(510) Carl Cleirbaut						
1	12:42:04.577	1:03.194	+8.930	29.454	17.040	16.700
2	12:42:58.841	54.264		21.755	16.138	16.371
3	12:43:53.192	54.351	+0.087	21.686	16.161	16.504
4	12:44:47.800	54.608	+0.344	21.651	16.378	16.579
5	12:45:43.683	55.883	+1.619	22.752	16.576	16.555
6	12:46:39.587	55.904	+1.640	22.122	16.767	17.015
7	12:47:34.791	55.204	+0.940	22.040	16.542	16.622

Lap	Time of Day	Lap Tm	Diff	S1 Tm	S2 Tm	S3 Tm
(566) Roberto Pesevski						
1	12:43:33.641	1:10.125	+15.840	31.056	20.035	19.034
2	12:44:29.236	55.595	+1.310	22.887	16.257	16.451
3	12:45:23.521	54.285		21.680	16.182	16.423
4	12:46:17.862	54.341	+0.056	21.748	16.187	16.406
5	12:47:12.271	54.409	+0.124	21.743	16.294	16.372
6	12:48:06.767	54.496	+0.211	21.751	16.292	16.453

Lap	Time of Day	Lap Tm	Diff	S1 Tm	S2 Tm	S3 Tm
(526) Michael Becker						
1	12:41:49.472	58.133	+3.791	24.335	17.253	16.545
2	12:42:43.814	54.342		21.701	16.211	16.430
3	12:43:38.316	54.502	+0.160	21.782	16.277	16.443
4	12:44:32.761	54.445	+0.103	21.790	16.261	16.394
5	12:45:27.239	54.478	+0.136	21.786	16.241	16.451
6	12:46:21.824	54.585	+0.243	21.882	16.222	16.481

Lap	Time of Day	Lap Tm	Diff	S1 Tm	S2 Tm	S3 Tm
(588) Euripides Hatzistefanis						
1	12:42:05.054	1:03.291	+8.903	29.690	17.099	16.502
2	12:42:59.442	54.388		21.784	16.166	16.438
3	12:43:53.923	54.481	+0.093	21.716	16.225	16.540
4	12:44:48.330	54.407	+0.019	21.717	16.248	16.442
5	12:45:43.025	54.695	+0.307	21.894	16.305	16.496
6	12:46:40.245	57.220	+2.832	23.366	16.919	16.935

Lap	Time of Day	Lap Tm	Diff	S1 Tm	S2 Tm	S3 Tm
(509) Sebastian Rumpelhardt						
1	12:41:36.922	58.787	+4.210	25.014	17.233	16.540
2	12:42:31.499	54.577		21.793	16.258	16.526
3	12:43:26.135	54.636	+0.059	21.775	16.299	16.562
4	12:44:20.795	54.660	+0.083	21.832	16.320	16.508
5	12:45:15.506	54.711	+0.134	21.769	16.432	16.510
6	12:46:10.161	54.655	+0.078	21.754	16.393	16.508

Lap	Time of Day	Lap Tm	Diff	S1 Tm	S2 Tm	S3 Tm
(555) Christophe Adams						
1	12:41:50.247	58.132	+3.521	24.328	17.156	16.648
2	12:42:44.858	54.611		21.791	16.345	16.475
3	12:43:54.442	1:09.584	+14.973	21.808	30.305	17.471
4	12:44:49.152	54.710	+0.099	21.929	16.275	16.506
5	12:45:44.114	54.962	+0.351	21.883	16.404	16.675
6	12:46:40.097	55.983	+1.372	21.932	17.005	17.046

Lap	Time of Day	Lap Tm	Diff	S1 Tm	S2 Tm	S3 Tm
(521) Bruno Dos Santos						
1	12:41:38.710	59.716	+4.939	25.425	17.629	16.662
2	12:42:33.567	54.857	+0.080	21.927	16.390	16.540
3	12:43:28.456	54.889	+0.112	21.861	16.380	16.648
4	12:44:23.380	54.924	+0.147	21.942	16.403	16.579
5	12:45:18.157	54.777		21.849	16.356	16.572
6	12:46:13.149	54.992	+0.215	21.951	16.419	16.622
7	12:47:08.190	55.041	+0.264	21.934	16.538	16.569
8	12:48:03.172	54.982	+0.205	21.904	16.431	16.647

Lap	Time of Day	Lap Tm	Diff	S1 Tm	S2 Tm	S3 Tm
(508) Konrad Bayer						

Lap	Time of Day	Lap Tm	Diff	S1 Tm	S2 Tm	S3 Tm
1	12:41:22.972	1:00.091	+5.155	25.076	17.685	17.330
2	12:42:19.538	56.566	+1.630	22.610	17.207	16.749
3	12:43:15.009	55.471	+0.535	22.082	16.404	16.985
4	12:44:13.526	58.517	+3.581	24.876	16.740	16.901
5	12:45:08.731	55.205	+0.269	22.056	16.575	16.574
6	12:46:03.853	55.122	+0.186	22.154	16.422	16.546
7	12:46:58.789	54.936		21.906	16.527	16.503
8	12:47:54.255	55.466	+0.530	22.015	16.511	16.940

Lap	Time of Day	Lap Tm	Diff	S1 Tm	S2 Tm	S3 Tm
(572) Tanju Yildiz						
1	12:41:44.747	59.553	+4.465	25.050	17.300	17.203
2	12:42:40.602	55.855	+0.767	22.427	16.665	16.763
3	12:43:36.097	55.495	+0.407	22.271	16.429	16.795
4	12:44:31.765	55.668	+0.580	22.257	16.443	16.968
5	12:45:26.853	55.088		22.023	16.398	16.667
6	12:46:22.401	55.548	+0.460	22.494	16.426	16.628
7	12:47:17.523	55.122	+0.034	21.887	16.490	16.745

Lap	Time of Day	Lap Tm	Diff	S1 Tm	S2 Tm	S3 Tm
(577) Maxim Shaposhnikov						
1	12:41:23.253	57.139	+1.550	23.549	16.820	16.770
2	12:42:18.998	55.745	+0.156	22.254	16.666	16.825
3	12:43:14.587	55.589		22.191	16.613	16.785
4	12:44:10.178	55.591	+0.002	22.280	16.524	16.787
5	12:45:05.922	55.744	+0.155	22.213	16.652	16.879
6	12:46:01.942	56.020	+0.431	22.359	16.637	17.024
7	12:46:57.980	56.038	+0.449	22.380	16.737	16.921
8	12:47:54.097	56.117	+0.528	22.405	16.715	16.997

Rotax Max Euro Trophy Open Genk

DD2 Masters


Genk 1,360 Km

Race 4 Heat 1

20.04.2019 14:25

Race (10:00 and 1 Laps)

6	577	
	11	
5	508	572
	9	10
4	555	521
	7	8
3	588	509
	5	6
2	566	526
	3	4
1	561	510
	POLE POSITION 1	2



Rotax Max Euro Trophy Open Genk

DD2 Masters

Genk 1,360 Km


Race 8 Heat 2

20.04.2019 16:35

Race (10:00 and 1 Laps)

6	577	11	572
5	508	9	521
4	555	7	509
3	588	5	526
2	566	3	510
1	561	1	2

POLE POSITION 1



Rotax Max Euro Trophy Open Genk

DD2 Masters

Genk 1,360 Km

Race 4 Heat 1

20.04.2019 14:50

Race (10:00 and 1 Laps) started at 14:52:45

Pos	No.	Name	Nat	Chassis	Raceteam	Laps	Total Tm	Diff	Best Tm	In Lap	km/h	Points
1	561	Slawomir Muranski	POL	TONY	46 TEAM	12	10:59.636		54.756	7	89,415	0
2	566	Roberto Pesevski	AUT	SODIKART	KSCA SODI AUSTRIA TEAM	12	10:59.807	0.171	54.546	8	89,759	2
3	526	Michael Becker	GER	TONY	RS COMPETITION	12	11:00.364	0.728	54.650	11	89,588	3
4	588	Euripides Hatzistefanis	ESP	TONY	HATZISTEFANIS EURIPIDES	12	11:01.440	1.804	54.690	7	89,523	4
5	510	Carl Cleirbaut	BEL	TONY	BOUVIN POWER	12	11:01.844	2.208	54.822	8	89,307	5
6	555	Christophe Adams	BEL	SODIKART	TEAM LA PUTREL	12	11:02.092	2.456	54.763	10	89,403	6
7	521	Bruno Dos Santos	FRA	SODI	DOS SANTOS	12	11:05.195	5.559	55.067	11	88,910	7
8	508	Konrad Bayer	GER	TONY	RS COMPETITION	12	11:07.700	8.064	55.206	10	88,686	8
9	572	Tanju Yildiz	GER	KOSMIC	FM RACING	12	11:09.788	10.152	55.116	10	88,831	9
10	577	Maxim Shaposhnikov	RUS	BIRELART	BIRELART BALTICS	12	11:17.637	18.001	55.868	2	87,635	10
11	509	Sebastian Rumpelhardt	GER	TONY	RS COMPETITION	1	1:20.298	11 Laps	55.856	1	87,654	11

Announcements

These results are provisional until the conclusion of any judicial and technical matters!

Margin of Victory	Ø km/h	Best Lap Tm	km/h	Best Lap by
0.171	89,067	54.546	89,759	566 - Roberto Pesevski

Official Timing camp-company.de/mwraceconsulting.com

Orbits

Timekeeping Monika Riehmers:

Clerk of the course Thomas Lainer:

www.mylaps.com

Steward (Chairman) Nikolas Spaderna:

Chief Scrutineer Paul Klaassen:

Licensed to: MW Race Consulting

Printed: 20.04.2019 15:24:16

posted at:

h

Rotax Max Euro Trophy Open Genk

DD2 Masters

Genk 1,360 Km

Race 4 Heat 1

20.04.2019 14:50

Race (10:00 and 1 Laps) started at 14:52:45

Lap	Time of Day	Lap Tm	Diff	S1 Tm	S2 Tm	S3 Tm
(561) Slawomir Muranski						
1	14:53:40.774	55.590	+0.834	22.473	16.521	16.596
2	14:54:35.846	55.072	+0.316	21.921	16.527	16.624
3	14:55:30.869	55.023	+0.267	21.981	16.471	16.571
4	14:56:25.890	55.021	+0.265	22.031	16.428	16.562
5	14:57:20.951	55.061	+0.305	21.987	16.472	16.602
6	14:58:15.771	54.820	+0.064	21.849	16.452	16.519
7	14:59:10.527	54.756		21.835	16.405	16.516
8	15:00:05.330	54.803	+0.047	21.888	16.391	16.524
9	15:01:00.204	54.874	+0.118	21.948	16.476	16.450
10	15:01:54.966	54.762	+0.006	21.908	16.356	16.498
11	15:02:49.813	54.847	+0.091	21.903	16.406	16.538
12	15:03:44.820	55.007	+0.251	21.927	16.479	16.601

Lap	Time of Day	Lap Tm	Diff	S1 Tm	S2 Tm	S3 Tm
(566) Roberto Pesevski						
1	14:53:41.058	55.789	+1.243	22.523	16.600	16.666
2	14:54:36.254	55.196	+0.650	22.075	16.482	16.639
3	14:55:31.214	54.960	+0.414	21.919	16.391	16.650
4	14:56:26.252	55.038	+0.492	22.024	16.358	16.656
5	14:57:21.214	54.962	+0.416	22.002	16.354	16.606
6	14:58:16.271	55.057	+0.511	21.907	16.402	16.748
7	14:59:11.094	54.823	+0.277	21.926	16.407	16.490
8	15:00:05.640	54.546		21.819	16.247	16.480
9	15:01:00.431	54.791	+0.245	21.865	16.374	16.552
10	15:01:55.239	54.808	+0.262	21.891	16.324	16.593
11	15:02:50.003	54.764	+0.218	21.865	16.370	16.529
12	15:03:44.991	54.988	+0.442	21.864	16.463	16.661

Lap	Time of Day	Lap Tm	Diff	S1 Tm	S2 Tm	S3 Tm
(526) Michael Becker						
1	14:53:42.464	56.968	+2.318	23.479	16.825	16.664
2	14:54:37.323	54.859	+0.209	21.964	16.370	16.525
3	14:55:32.305	54.982	+0.332	21.994	16.413	16.575
4	14:56:27.066	54.761	+0.111	21.942	16.328	16.491
5	14:57:22.087	55.021	+0.371	22.068	16.387	16.566
6	14:58:16.795	54.708	+0.058	21.895	16.363	16.450
7	14:59:11.661	54.866	+0.216	21.912	16.442	16.512
8	15:00:06.451	54.790	+0.140	21.913	16.353	16.524
9	15:01:01.279	54.828	+0.178	21.952	16.409	16.467
10	15:01:56.074	54.795	+0.145	21.964	16.370	16.461
11	15:02:50.724	54.650		21.871	16.322	16.457
12	15:03:45.548	54.824	+0.174	21.945	16.346	16.533

Lap	Time of Day	Lap Tm	Diff	S1 Tm	S2 Tm	S3 Tm
(588) Euripides Hatzistefanis						
1	14:53:42.033	56.642	+1.952	23.497	16.550	16.595
2	14:54:37.081	55.048	+0.358	21.990	16.502	16.556
3	14:55:32.683	55.602	+0.912	22.095	16.449	17.058
4	14:56:27.922	55.239	+0.549	22.087	16.442	16.710
5	14:57:22.828	54.906	+0.216	21.969	16.396	16.541
6	14:58:17.855	55.027	+0.337	22.008	16.468	16.551
7	14:59:12.545	54.690		21.918	16.320	16.452
8	15:00:07.249	54.704	+0.014	21.883	16.338	16.483
9	15:01:01.982	54.733	+0.043	21.852	16.408	16.473
10	15:01:56.722	54.740	+0.050	21.879	16.354	16.507
11	15:02:51.714	54.992	+0.302	22.058	16.425	16.509
12	15:03:46.624	54.910	+0.220	21.990	16.392	16.528

Lap	Time of Day	Lap Tm	Diff	S1 Tm	S2 Tm	S3 Tm
(510) Carl Cleirbaut						
1	14:53:41.465	56.153	+1.331	23.099	16.547	16.507
2	14:54:36.624	55.159	+0.337	22.056	16.495	16.608
3	14:55:31.530	54.906	+0.084	21.941	16.362	16.603
4	14:56:26.856	55.326	+0.504	22.102	16.435	16.789
5	14:57:21.788	54.932	+0.110	22.019	16.387	16.526
6	14:58:16.621	54.833	+0.011	21.949	16.362	16.522
7	14:59:11.464	54.843	+0.021	21.887	16.413	16.543
8	15:00:06.286	54.822		21.942	16.341	16.539

Lap	Time of Day	Lap Tm	Diff	S1 Tm	S2 Tm	S3 Tm
9	15:01:01.148	54.862	+0.040	21.927	16.385	16.550
10	15:01:56.460	55.312	+0.490	22.369	16.404	16.539
11	15:02:51.362	54.902	+0.080	21.972	16.348	16.582
12	15:03:47.028	55.666	+0.844	22.167	16.908	16.591

Lap	Time of Day	Lap Tm	Diff	S1 Tm	S2 Tm	S3 Tm
(555) Christophe Adams						
1	14:53:42.764	57.183	+2.420	23.681	16.789	16.713
2	14:54:37.883	55.119	+0.356	22.023	16.470	16.626
3	14:55:33.030	55.147	+0.384	22.008	16.455	16.684
4	14:56:28.169	55.139	+0.376	22.097	16.446	16.596
5	14:57:23.235	55.066	+0.303	21.984	16.443	16.639
6	14:58:18.207	54.972	+0.209	21.983	16.375	16.614
7	14:59:13.023	54.816	+0.053	21.913	16.350	16.553
8	15:00:07.794	54.771	+0.008	21.815	16.426	16.530
9	15:01:02.581	54.787	+0.024	21.914	16.391	16.482
10	15:01:57.344	54.763		21.855	16.378	16.530
11	15:02:52.323	54.979	+0.216	21.947	16.469	16.563
12	15:03:47.276	54.953	+0.190	21.938	16.443	16.572

Lap	Time of Day	Lap Tm	Diff	S1 Tm	S2 Tm	S3 Tm
(521) Bruno Dos Santos						
1	14:53:43.099	57.117	+2.050	23.673	16.760	16.684
2	14:54:38.394	55.295	+0.228	22.086	16.532	16.677
3	14:55:33.573	55.179	+0.112	22.086	16.473	16.620
4	14:56:29.044	55.471	+0.404	22.206	16.582	16.683
5	14:57:24.349	55.305	+0.238	22.188	16.460	16.657
6	14:58:19.603	55.254	+0.187	22.145	16.480	16.629
7	14:59:14.720	55.117	+0.050	22.025	16.479	16.613
8	15:00:09.893	55.173	+0.106	21.970	16.586	16.617
9	15:01:05.040	55.147	+0.080	22.047	16.470	16.630
10	15:02:00.148	55.108	+0.041	22.004	16.448	16.656
11	15:02:55.215	55.067		22.012	16.396	16.659
12	15:03:50.379	55.164	+0.097	21.970	16.491	16.703

Lap	Time of Day	Lap Tm	Diff	S1 Tm	S2 Tm	S3 Tm
(508) Konrad Bayer						
1	14:53:43.431	57.356	+2.150	23.732	16.812	16.812
2	14:54:39.002	55.571	+0.365	22.187	16.655	16.729
3	14:55:34.381	55.379	+0.173	22.062	16.511	16.806
4	14:56:29.909	55.528	+0.322	22.223	16.651	16.654
5	14:57:25.303	55.394	+0.188	22.110	16.610	16.674
6	14:58:20.724	55.421	+0.215	22.220	16.461	16.740
7	14:59:16.343	55.619	+0.413	22.075	16.689	16.855
8	15:00:11.631	55.288	+0.082	21.994	16.636	16.658
9	15:01:06.869	55.238	+0.032	22.083	16.571	16.584
10	15:02:02.075	55.206		22.006	16.553	16.647
11	15:02:57.429	55.354	+0.148	22.141	16.490	16.723
12	15:03:52.884	55.455	+0.249	22.201	16.543	16.711

Lap	Time of Day	Lap Tm	Diff	S1 Tm	S2 Tm	S3 Tm
(572) Tanju Yildiz						
1	14:53:45.008	58.795	+3.679	24.248	17.617	16.930
2	14:54:40.950	55.942	+0.826	22.294	16.773	16.875
3	14:55:36.993	56.043	+0.927	22.416	16.862	16.765
4	14:56:32.403	55.410	+0.294	22.122	16.441	16.847
5	14:57:27.614	55.211	+0.095	22.104	16.491	16.616
6	14:58:23.141	55.527	+0.411	22.249	16.564	16.714
7	14:59:18.515	55.374	+0.258	22.128	16.401	16.845
8	15:00:13.888	55.373	+0.257	22.093	16.557	16.723
9	15:01:09.338	55.450	+0.334	22.094	16.525	16.831
10	15:02:04.454	55.116		22.002	16.474	16.640
11	15:02:59.706	55.252	+0.136	22.107	16.420	16.725
12	15:03:54.972	55.266	+0.150	22.096	16.517	16.653

Lap	Time of Day	Lap Tm
-----	-------------	--------

Rotax Max Euro Trophy Open Genk

DD2 Masters

Genk 1,360 Km

Race 4 Heat 1

20.04.2019 14:50

Race (10:00 and 1 Laps) started at 14:52:45

Lap	Time of Day	Lap Tm	Diff	S1 Tm	S2 Tm	S3 Tm	Lap	Time of Day	Lap Tm	Diff	S1 Tm	S2 Tm	S3 Tm
5	14:57:29.538	56.041	+0.173	22.352	16.744	16.945							
6	14:58:25.483	55.945	+0.077	22.379	16.684	16.882							
7	14:59:21.536	56.053	+0.185	22.347	16.786	16.920							
8	15:00:18.039	56.503	+0.635	22.579	16.973	16.951							
9	15:01:14.299	56.260	+0.392	22.423	16.853	16.984							
10	15:02:10.478	56.179	+0.311	22.493	16.717	16.969							
11	15:03:06.510	56.032	+0.164	22.404	16.785	16.843							
12	15:04:02.821	56.311	+0.443	22.523	16.779	17.009							

(509) Sebastian Rumpelhardt

1	14:54:05.482	55.856		22.446	16.674	16.736
---	--------------	---------------	--	--------	--------	---------------

Rotax Max Euro Trophy Open Genk

DD2 Masters

Genk 1,360 Km

Race 8 Heat 2

20.04.2019 16:35

Race (10:00 and 1 Laps) started at 16:37:45

Pos	No.	Name	Nat	Chassis	Raceteam	Laps	Total Tm	Diff	Best Tm	In Lap	km/h	Points
1	561	Slawomir Muranski	POL	TONY	46 TEAM	12	11:01.870		54.755	9	89,416	0
2	566	Roberto Pesevski	AUT	SODIKART	KSCA SODI AUSTRIA TEAM	12	11:02.094	0.224	54.695	12	89,515	2
3	509	Sebastian Rumpelhardt	GER	TONY	RS COMPETITION	12	11:03.127	1.257	54.712	11	89,487	3
4	588	Euripides Hatzistefanis	ESP	TONY	HATZISTEFANIS EURIPIDES	12	11:03.558	1.688	54.764	11	89,402	4
5	526	Michael Becker	GER	TONY	RS COMPETITION	12	11:03.904	2.034	54.777	11	89,381	5
6	555	Christophe Adams	BEL	SODIKART	TEAM LA PUTREL	12	11:04.764	2.894	54.868	11	89,232	6
7	510	Carl Cleirbaut	BEL	TONY	BOUVIN POWER	12	11:05.608	3.738	54.972	11	89,064	7
8	521	Bruno Dos Santos	FRA	SODI	DOS SANTOS	12	11:06.187	4.317	55.002	12	89,015	8
9	508	Konrad Bayer	GER	TONY	RS COMPETITION	12	11:08.929	7.059	55.213	10	88,675	9
10	572	Tanju Yildiz	GER	KOSMIC	FM RACING	12	11:18.625	16.755	55.234	8	88,641	10
11	577	Maxim Shaposhnikov	RUS	BIRELART	BIRELART BALTICS	12	11:19.565	17.695	56.022	12	87,394	11

Announcements

These results are provisional until the conclusion of any judicial and technical matters!

Margin of Victory	Ø km/h	Best Lap Tm	km/h	Best Lap by
0.224	88,767	54.695	89,515	566 - Roberto Pesevski

Official Timing camp-company.de/mwraceconsulting.com

Orbits

Timekeeping Monika Riehmers:

Clerk of the course Thomas Lainer:

www.mylaps.com

Steward (Chairman) Nikolas Spaderna:

Chief Scrutineer Paul Klaassen:

Licensed to: MW Race Consulting

Printed: 20.04.2019 16:50:39

posted at:

h

Rotax Max Euro Trophy Open Genk

DD2 Masters

Genk 1,360 Km

Race 8 Heat 2

20.04.2019 16:35

Race (10:00 and 1 Laps) started at 16:37:45

Lap	Time of Day	Lap Tm	Diff	S1 Tm	S2 Tm	S3 Tm	Lap	Time of Day	Lap Tm	Diff	S1 Tm	S2 Tm	S3 Tm
(561) Slawomir Muranski							9	16:46:04.768	55.468	+0.691	22.560	16.417	16.491
1	16:38:41.383	56.020	+1.265	22.638	16.601	16.781	10	16:46:59.662	54.894	+0.117	21.973	16.381	16.540
2	16:39:36.923	55.540	+0.785	22.191	16.673	16.676	11	16:47:54.439	54.777		21.903	16.350	16.524
3	16:40:32.167	55.244	+0.489	22.072	16.533	16.639	12	16:48:49.267	54.828	+0.051	21.925	16.351	16.552
4	16:41:27.397	55.230	+0.475	22.111	16.565	16.554	(555) Christophe Adams						
5	16:42:22.368	54.971	+0.216	21.984	16.411	16.576	1	16:38:43.010	57.178	+2.310	23.738	16.697	16.743
6	16:43:17.327	54.959	+0.204	21.940	16.458	16.561	2	16:39:39.070	56.060	+1.192	22.631	16.638	16.791
7	16:44:12.300	54.973	+0.218	21.945	16.429	16.599	3	16:40:34.399	55.329	+0.461	22.122	16.543	16.664
8	16:45:07.245	54.945	+0.190	21.953	16.455	16.537	4	16:41:29.638	55.239	+0.371	22.057	16.534	16.648
9	16:46:02.000	54.755		21.895	16.351	16.509	5	16:42:24.763	55.125	+0.257	22.003	16.461	16.661
10	16:46:56.948	54.948	+0.193	21.906	16.370	16.672	6	16:43:19.920	55.157	+0.289	22.071	16.448	16.638
11	16:47:52.444	55.496	+0.741	21.956	16.551	16.989	7	16:44:15.042	55.122	+0.254	22.038	16.423	16.661
12	16:48:47.233	54.789	+0.034	21.890	16.431	16.468	8	16:45:10.101	55.059	+0.191	21.973	16.437	16.649
(566) Roberto Pesevski							9	16:46:05.437	55.336	+0.468	22.318	16.426	16.592
1	16:38:41.550	56.104	+1.409	22.745	16.565	16.794	10	16:47:00.379	54.942	+0.074	21.976	16.330	16.636
2	16:39:37.161	55.611	+0.916	22.125	16.744	16.742	11	16:47:55.247	54.868		21.893	16.368	16.607
3	16:40:32.441	55.280	+0.585	22.106	16.505	16.669	12	16:48:50.127	54.880	+0.012	21.968	16.333	16.579
4	16:41:27.647	55.206	+0.511	21.986	16.546	16.674	(510) Carl Cleirbaut						
5	16:42:22.679	55.032	+0.337	21.963	16.455	16.614	1	16:38:42.173	56.635	+1.663	23.236	16.727	16.672
6	16:43:17.618	54.939	+0.244	21.999	16.403	16.537	2	16:39:38.063	55.890	+0.918	22.209	16.943	16.738
7	16:44:12.515	54.897	+0.202	21.940	16.367	16.590	3	16:40:33.680	55.617	+0.645	22.442	16.533	16.642
8	16:45:07.463	54.948	+0.253	21.966	16.442	16.540	4	16:41:28.746	55.066	+0.094	22.005	16.475	16.586
9	16:46:02.346	54.883	+0.188	21.987	16.406	16.490	5	16:42:23.832	55.086	+0.114	22.070	16.476	16.540
10	16:46:57.140	54.794	+0.099	21.912	16.328	16.554	6	16:43:18.953	55.121	+0.149	22.010	16.449	16.662
11	16:47:52.762	55.622	+0.927	21.921	16.446	17.255	7	16:44:14.437	55.484	+0.512	22.390	16.430	16.664
12	16:48:47.457	54.695		21.914	16.309	16.472	8	16:45:09.676	55.239	+0.267	22.063	16.563	16.613
(509) Sebastian Rumpelhardt							9	16:46:05.724	56.048	+1.076	23.075	16.433	16.540
1	16:38:42.409	56.574	+1.862	23.062	16.752	16.760	10	16:47:00.868	55.144	+0.172	22.097	16.410	16.637
2	16:39:37.767	55.358	+0.646	22.064	16.641	16.653	11	16:47:55.840	54.972		22.016	16.397	16.559
3	16:40:32.997	55.230	+0.518	22.057	16.521	16.652	12	16:48:50.971	55.131	+0.159	22.015	16.414	16.702
4	16:41:28.118	55.121	+0.409	21.974	16.488	16.659	(521) Bruno Dos Santos						
5	16:42:23.022	54.904	+0.192	21.937	16.385	16.582	1	16:38:43.754	57.706	+2.704	24.293	16.828	16.585
6	16:43:18.169	55.147	+0.435	22.115	16.417	16.615	2	16:39:39.623	55.869	+0.867	22.371	16.636	16.862
7	16:44:13.201	55.032	+0.320	21.968	16.458	16.606	3	16:40:35.089	55.466	+0.464	22.133	16.661	16.672
8	16:45:09.108	55.907	+1.195	21.942	16.490	17.475	4	16:41:30.474	55.385	+0.383	22.094	16.619	16.672
9	16:46:04.095	54.987	+0.275	22.036	16.451	16.500	5	16:42:25.882	55.408	+0.406	22.129	16.532	16.747
10	16:46:59.041	54.946	+0.234	21.952	16.409	16.585	6	16:43:20.943	55.061	+0.059	22.000	16.430	16.631
11	16:47:53.753	54.712		21.831	16.416	16.465	7	16:44:15.998	55.055	+0.053	21.998	16.432	16.625
12	16:48:48.490	54.737	+0.025	21.904	16.363	16.470	8	16:45:11.110	55.112	+0.110	22.037	16.493	16.582
(588) Euripides Hatzistefanis							9	16:46:06.332	55.222	+0.220	22.217	16.435	16.570
1	16:38:43.197	57.531	+2.767	24.265	16.647	16.619	10	16:47:01.496	55.164	+0.162	22.111	16.412	16.641
2	16:39:38.717	55.520	+0.756	22.211	16.603	16.706	11	16:47:56.548	55.052	+0.050	22.001	16.450	16.601
3	16:40:34.036	55.319	+0.555	22.069	16.507	16.743	12	16:48:51.550	55.002		22.016	16.435	16.551
4	16:41:29.136	55.100	+0.336	22.056	16.453	16.591	(508) Konrad Bayer						
5	16:42:24.155	55.019	+0.255	22.054	16.433	16.532	1	16:38:43.590	57.624	+2.411	24.093	16.788	16.743
6	16:43:19.151	54.996	+0.232	21.961	16.478	16.557	2	16:39:39.796	56.206	+0.993	22.848	16.582	16.776
7	16:44:13.997	54.846	+0.082	22.000	16.333	16.513	3	16:40:35.537	55.741	+0.528	22.239	16.736	16.766
8	16:45:09.360	55.363	+0.599	21.896	16.458	17.009	4	16:41:30.896	55.359	+0.146	21.994	16.606	16.759
9	16:46:04.597	55.237	+0.473	22.355	16.322	16.560	5	16:42:26.258	55.362	+0.149	22.063	16.543	16.756
10	16:46:59.371	54.774	+0.010	21.893	16.387	16.494	6	16:43:21.572	55.314	+0.101	22.158	16.537	16.619
11	16:47:54.135	54.764		21.894	16.378	16.492	7	16:44:16.832	55.260	+0.047	22.061	16.561	16.638
12	16:48:48.921	54.786	+0.022	21.929	16.365	16.492	8	16:45:12.105	55.273	+0.060	22.036	16.542	16.695
(526) Michael Becker							9	16:46:07.694	55.589	+0.376	22.395	16.470	16.724
1	16:38:42.677	57.065	+2.288	23.667	16.662	16.736	10	16:47:02.907	55.213		22.004	16.549	16.660
2	16:39:38.158	55.481	+0.704	22.109	16.693	16.679	11	16:47:58.732	55.825	+0.612	21.989	16.520	17.316
3	16:40:33.335	55.177	+0.400	22.136	16.460	16.581	12	16:48:54.292	55.560	+0.347	22.187	16.590	16.783
4	16:41:28.398	55.063	+0.286	21.978	16.461	16.624	(572) Tanju Yildiz						
5	16:42:23.341	54.943	+0.166	21.987	16.381	16.575	1	16:38:45.129	58.814	+3.580	24.693	17.023	17.098
6	16:43:18.350	55.009	+0.232	21.918	16.504	16.587	2	16:39:41.631	56.502	+1.268	22.750	16.733	17.019
7	16:44:13.361	55.011	+0.234	22.030	16.371	16.610	3	16:40:38.335	56.704	+1.470	22.332	16.857	17.515
8	16:45:09.300	55.939	+1.162	22.006	16.376	17.557	4	16:41:34.280	55.945	+0.711	22.515	16.601	16.829

Rotax Max Euro Trophy Open Genk

DD2 Masters

Genk 1,360 Km

Race 8 Heat 2

20.04.2019 16:35

Race (10:00 and 1 Laps) started at 16:37:45

Lap	Time of Day	Lap Tm	Diff	S1 Tm	S2 Tm	S3 Tm	Lap	Time of Day	Lap Tm	Diff	S1 Tm	S2 Tm	S3 Tm
5	16:42:30.712	56.432	+1.198	22.474	16.942	17.016							
6	16:43:26.499	55.787	+0.553	22.481	16.612	16.694							
7	16:44:21.959	55.460	+0.226	22.157	16.556	16.747							
8	16:45:17.193	55.234		22.055	16.458	16.721							
9	16:46:12.555	55.362	+0.128	22.066	16.475	16.821							
10	16:47:08.046	55.491	+0.257	22.400	16.420	16.671							
11	16:48:08.124	1:00.078	+4.844	26.271	17.049	16.758							
12	16:49:03.988	55.864	+0.630	22.364	16.599	16.901							

(577) Maxim Shaposhnikov

1	16:38:44.800	58.415	+2.393	24.399	17.017	16.999
2	16:39:41.321	56.521	+0.499	22.805	16.754	16.962
3	16:40:37.796	56.475	+0.453	22.512	16.914	17.049
4	16:41:34.095	56.299	+0.277	22.536	16.807	16.956
5	16:42:30.564	56.469	+0.447	22.530	16.948	16.991
6	16:43:27.269	56.705	+0.683	22.910	16.899	16.896
7	16:44:23.544	56.275	+0.253	22.458	16.777	17.040
8	16:45:19.861	56.317	+0.295	22.464	16.842	17.011
9	16:46:16.223	56.362	+0.340	22.530	16.824	17.008
10	16:47:12.798	56.575	+0.553	22.657	16.925	16.993
11	16:48:08.906	56.108	+0.086	22.505	16.781	16.822
12	16:49:04.928	56.022		22.343	16.777	16.902

Rotax Max Euro Trophy Open Genk

DD2 Masters

Genk 1,360 Km

Ranking after heats

Pos	No.	Name	Nat	Chassis	Raceteam	Total points	Diff	H1	H2
1	561	Slawomir Muranski	POL	TONY	46 TEAM	0	0	0	0
2	566	Roberto Pesevski	AUT	SODIKART	KSCA SODI AUSTRIA TEAM	4	-4	2	2
3	526	Michael Becker	GER	TONY	RS COMPETITION	8	-8	3	5
4	588	Euripides Hatzistefanis	ESP	TONY	HATZISTEFANIS EURIPIDES	8	-8	4	4
5	510	Carl Cleirbaut	BEL	TONY	BOUVIN POWER	12	-12	5	7
6	555	Christophe Adams	BEL	SODIKART	TEAM LA PUTREL	12	-12	6	6
7	509	Sebastian Rumpelhardt	GER	TONY	RS COMPETITION	14	-14	11	3
8	521	Bruno Dos Santos	FRA	SODI	DOS SANTOS	15	-15	7	8
9	508	Konrad Bayer	GER	TONY	RS COMPETITION	17	-17	8	9
10	572	Tanju Yildiz	GER	KOSMIC	FM RACING	19	-19	9	10
11	577	Maxim Shaposhnikov	RUS	BIRELART	BIRELART BALTICS	21	-21	10	11

Announcements

These results are provisional until the conclusion of any judicial and technical matters!

Rotax Max Euro Trophy Open Genk

DD2 Masters

Genk 1,360 Km


Final 1

21.04.2019 12:20

Race (14:00 and 1 Laps)

6	577	11	572
5	508	9	521
4	509	7	555
3	510	5	588
2	526	3	566
1	561	1	2

POLE POSITION 1



Rotax Max Euro Trophy Open Genk

DD2 Masters

Genk 1,360 Km

Warm up

21.04.2019 10:46

Practice (7:00 Time) started at 10:45:57

Pos	No.	Name	Nat	Chassis	Raceteam	Laps	Best Tm	Diff	Gap	In Lap	km/h
1	588	Euripides Hatzistefanis	ESP	TONY	HATZISTEFANIS EURIPIDE	8	54.687			6	89,528
2	508	Konrad Bayer	GER	TONY	RS COMPETITION	8	54.690	0.003	0.003	5	89,523
3	566	Roberto Pesevski	AUT	SODIKART	KSCA SODI AUSTRIA TEAM	8	54.697	0.010	0.007	5	89,511
4	555	Christophe Adams	BEL	SODIKART	TEAM LA PUTREL	8	54.738	0.051	0.041	6	89,444
5	510	Carl Cleirbaut	BEL	TONY	BOUVIN POWER	8	54.760	0.073	0.022	5	89,408
6	561	Slawomir Muranski	POL	TONY	46 TEAM	8	54.762	0.075	0.002	6	89,405
7	526	Michael Becker	GER	TONY	RS COMPETITION	8	54.785	0.098	0.023	6	89,368
8	509	Sebastian Rumpelhard	GER	TONY	RS COMPETITION	8	54.788	0.101	0.003	5	89,363
9	521	Bruno Dos Santos	FRA	SODI	DOS SANTOS	8	55.087	0.400	0.299	8	88,878
10	572	Tanju Yildiz	GER	KOSMIC	FM RACING	8	55.571	0.884	0.484	5	88,104
11	577	Maxim Shaposhnikov	RUS	BIRELART	BIRELART BALTICS	8	55.920	1.233	0.349	6	87,554

Announcements

These results are provisional until the conclusion of any judicial and technical matters!

Rotax Max Euro Trophy Open Genk

DD2 Masters

Warm up

Practice (7:00 Time) started at 10:45:57

Genk 1,360 Km

21.04.2019 10:46

Lap	Time of Day	Lap Tm	Diff	S1 Tm	S2 Tm	S3 Tm
(588) Euripides Hatzistefanis						
1	10:47:15.610	57.295	+2.608	23.866	16.814	16.615
2	10:48:11.298	55.688	+1.001	22.508	16.612	16.568
3	10:49:06.095	54.797	+0.110	21.986	16.318	16.493
4	10:50:00.937	54.842	+0.155	21.879	16.427	16.536
5	10:50:55.691	54.754	+0.067	21.916	16.341	16.497
6	10:51:50.378	54.687		21.853	16.342	16.492
7	10:52:45.120	54.742	+0.055	21.819	16.460	16.463
8	10:53:39.875	54.755	+0.068	21.827	16.448	16.480

Lap	Time of Day	Lap Tm	Diff	S1 Tm	S2 Tm	S3 Tm
(508) Konrad Bayer						
1	10:47:14.468	58.367	+3.677	24.560	17.005	16.802
2	10:48:10.502	56.034	+1.344	22.859	16.547	16.628
3	10:49:05.602	55.100	+0.410	21.999	16.482	16.619
4	10:50:00.585	54.983	+0.293	21.944	16.489	16.550
5	10:50:55.275	54.690		21.937	16.274	16.479
6	10:51:50.094	54.819	+0.129	21.837	16.424	16.558
7	10:52:44.826	54.732	+0.042	21.859	16.396	16.477
8	10:53:39.618	54.792	+0.102	21.921	16.373	16.498

Lap	Time of Day	Lap Tm	Diff	S1 Tm	S2 Tm	S3 Tm
(566) Roberto Pesevski						
1	10:47:07.694	56.342	+1.645	23.047	16.585	16.710
2	10:48:02.583	54.889	+0.192	21.908	16.347	16.634
3	10:48:57.300	54.717	+0.020	21.903	16.244	16.570
4	10:49:52.301	55.001	+0.304	22.001	16.359	16.641
5	10:50:46.998	54.697		21.891	16.292	16.514
6	10:51:41.709	54.711	+0.014	21.922	16.288	16.501
7	10:52:36.476	54.767	+0.070	21.974	16.266	16.527
8	10:53:31.274	54.798	+0.101	21.961	16.298	16.539

Lap	Time of Day	Lap Tm	Diff	S1 Tm	S2 Tm	S3 Tm
(555) Christophe Adams						
1	10:47:13.025	59.913	+5.175	24.659	17.481	17.773
2	10:48:09.400	56.375	+1.637	23.220	16.539	16.616
3	10:49:04.428	55.028	+0.290	21.990	16.453	16.585
4	10:49:59.241	54.813	+0.075	21.932	16.363	16.518
5	10:50:54.151	54.910	+0.172	21.985	16.358	16.567
6	10:51:48.889	54.738		21.841	16.351	16.546
7	10:52:43.693	54.804	+0.066	21.924	16.404	16.476
8	10:53:38.828	55.135	+0.397	21.864	16.469	16.802

Lap	Time of Day	Lap Tm	Diff	S1 Tm	S2 Tm	S3 Tm
(510) Carl Cleirbaut						
1	10:47:14.958	58.386	+3.626	24.460	17.144	16.782
2	10:48:09.881	54.923	+0.163	22.188	16.293	16.442
3	10:49:04.764	54.883	+0.123	22.055	16.462	16.366
4	10:49:59.663	54.899	+0.139	22.161	16.254	16.484
5	10:50:54.423	54.760		21.959	16.407	16.394
6	10:51:49.258	54.835	+0.075	21.972	16.276	16.587
7	10:52:44.091	54.833	+0.073	22.014	16.456	16.363
8	10:53:39.025	54.934	+0.174	21.928	16.398	16.608

Lap	Time of Day	Lap Tm	Diff	S1 Tm	S2 Tm	S3 Tm
(561) Slawomir Muranski						
1	10:47:12.973	58.430	+3.668	25.288	16.652	16.490
2	10:48:09.030	56.057	+1.295	22.864	16.517	16.676
3	10:49:03.829	54.799	+0.037	21.967	16.364	16.468
4	10:49:58.639	54.810	+0.048	22.054	16.272	16.484
5	10:50:53.403	54.764	+0.002	21.986	16.365	16.413
6	10:51:48.165	54.762		21.957	16.375	16.430
7	10:52:43.059	54.894	+0.132	22.018	16.403	16.473
8	10:53:38.576	55.517	+0.755	21.993	16.759	16.765

Lap	Time of Day	Lap Tm	Diff	S1 Tm	S2 Tm	S3 Tm
(526) Michael Becker						
1	10:47:13.574	58.413	+3.628	25.031	16.796	16.586
2	10:48:09.598	56.024	+1.239	22.878	16.564	16.582
3	10:49:04.636	55.038	+0.253	22.040	16.473	16.525
4	10:49:59.501	54.865	+0.080	22.108	16.298	16.459

Lap	Time of Day	Lap Tm	Diff	S1 Tm	S2 Tm	S3 Tm
5	10:50:54.297	54.796	+0.011	21.991	16.311	16.494
6	10:51:49.082	54.785		21.894	16.376	16.515
7	10:52:43.936	54.854	+0.069	22.066	16.353	16.435
8	10:53:39.155	55.219	+0.434	21.890	16.387	16.942

Lap	Time of Day	Lap Tm	Diff	S1 Tm	S2 Tm	S3 Tm
(509) Sebastian Rumpelhardt						
1	10:47:12.883	58.066	+3.278	24.571	16.656	16.839
2	10:48:08.612	55.729	+0.941	22.624	16.480	16.625
3	10:49:03.448	54.836	+0.048	21.855	16.422	16.559
4	10:49:58.248	54.800	+0.012	21.945	16.328	16.527
5	10:50:53.036	54.788		21.962	16.355	16.471
6	10:51:48.088	55.052	+0.264	21.832	16.385	16.835
7	10:52:43.278	55.190	+0.402	22.251	16.427	16.512
8	10:53:38.289	55.011	+0.223	21.856	16.403	16.752

Lap	Time of Day	Lap Tm	Diff	S1 Tm	S2 Tm	S3 Tm
(521) Bruno Dos Santos						
1	10:47:17.947	1:00.055	+4.968	25.995	16.997	17.063
2	10:48:13.695	55.748	+0.661	22.393	16.602	16.753
3	10:49:09.006	55.311	+0.224	22.181	16.452	16.678
4	10:50:04.355	55.349	+0.262	22.121	16.438	16.790
5	10:50:59.861	55.506	+0.419	22.427	16.412	16.667
6	10:51:55.007	55.146	+0.059	22.036	16.453	16.657
7	10:52:50.330	55.323	+0.236	22.152	16.495	16.676
8	10:53:45.417	55.087		22.022	16.406	16.659

Lap	Time of Day	Lap Tm	Diff	S1 Tm	S2 Tm	S3 Tm
(572) Tanju Yildiz						
1	10:47:17.692	58.841	+3.270	24.550	17.095	17.196
2	10:48:14.535	56.843	+1.272	22.911	16.896	17.036
3	10:49:10.254	55.719	+0.148	22.436	16.539	16.744
4	10:50:05.847	55.593	+0.022	22.189	16.536	16.868
5	10:51:01.418	55.571		22.273	16.541	16.757
6	10:51:57.051	55.633	+0.062	22.308	16.595	16.730
7	10:52:52.764	55.713	+0.142	22.265	16.701	16.747
8	10:53:49.084	56.320	+0.749	22.483	16.827	17.010

Lap	Time of Day	Lap Tm	Diff	S1 Tm	S2 Tm	S3 Tm
(577) Maxim Shaposhnikov						
1	10:47:15.418	59.053	+3.133	24.568	17.183	17.302
2	10:48:11.768	56.350	+0.430	22.336	17.155	16.859
3	10:49:07.741	55.973	+0.053	22.309	16.671	16.993
4	10:50:04.166	56.425	+0.505	22.574	16.842	17.009
5	10:51:00.805	56.639	+0.719	23.042	16.757	16.840
6	10:51:56.725	55.920		22.393	16.756	16.771
7	10:52:52.661	55.936	+0.016	22.315	16.758	16.863
8	10:53:48.999	56.338	+0.418	22.414	16.843	17.081

Rotax Max Euro Trophy Open Genk

DD2 Masters

Genk 1,360 Km

Final 1

21.04.2019 12:20

Race (14:00 and 1 Laps) started at 12:24:12

Pos	No.	Name	Nat	Chassis	Raceteam	Laps	Total Tm	Diff	Best Tm	In Lap	km/h	Points
1	561	Slawomir Muranski	POL	TONY	46 TEAM	17	15:33.538		54.634	5	89,615	25
2	566	Roberto Pesevski	AUT	SODIKART	KSCA SODI AUSTRIA TEAM	17	15:33.713	0.175	54.701	13	89,505	20
3	526	Michael Becker	GER	TONY	RS COMPETITION	17	15:34.208	0.670	54.739	12	89,443	16
4	588	Euripides Hatzistefanis	ESP	TONY	HATZISTEFANIS EURIPIDES	17	15:35.508	1.970	54.639	6	89,606	13
5	509	Sebastian Rumpelhardt	GER	TONY	RS COMPETITION	17	15:36.334	2.796	54.726	8	89,464	11
6	510	Carl Cleirbaut	BEL	TONY	BOUVIN POWER	17	15:36.588	3.050	54.733	6	89,452	10
7	555	Christophe Adams	BEL	SODIKART	TEAM LA PUTREL	17	15:37.482	3.944	54.821	12	89,309	9
8	508	Konrad Bayer	GER	TONY	RS COMPETITION	17	15:40.962	7.424	54.874	6	89,223	8
9	521	Bruno Dos Santos	FRA	SODI	DOS SANTOS	17	15:44.722	11.184	55.128	13	88,811	7
10	577	Maxim Shaposhnikov	RUS	BIRELART	BIRELART BALTICS	17	15:58.798	25.260	55.865	3	87,640	6
11	572	Tanju Yildiz	GER	KOSMIC	FM RACING	17	15:58.900	25.362	55.791	11	87,756	5

Announcements

These results are provisional until the conclusion of any judicial and technical matters!

Started: 11 Classified: 11 Not classified: 0

Margin of Victory	Ø km/h	Best Lap Tm	km/h	Best Lap by
0.175	89,158	54.634	89,615	561 - Slawomir Muranski

Official Timing camp-company.de/mwraceconsulting.com

Orbits

Timekeeping Monika Riehmers:

Clerk of the course Thomas Lainer:

www.mylaps.com

Steward (Chairman) Nikolas Spaderna:

Chief Scrutineer Paul Klaassen:

Licensed to: MW Race Consulting

Printed: 21.04.2019 12:42:29

posted at:

h

Rotax Max Euro Trophy Open Genk

DD2 Masters

Genk 1,360 Km

Final 1

21.04.2019 12:20

Race (14:00 and 1 Laps) started at 12:24:12

Lap	Time of Day	Lap Tm	Diff	S1 Tm	S2 Tm	S3 Tm	Lap	Time of Day	Lap Tm	Diff	S1 Tm	S2 Tm	S3 Tm
(561) Slawomir Muranski							8	12:31:34.231	54.768	+0.129	21.903	16.330	16.535
1	12:25:08.135	55.308	+0.674	22.361	16.437	16.510	9	12:32:29.015	54.784	+0.145	21.935	16.301	16.548
2	12:26:03.136	55.001	+0.367	21.982	16.420	16.599	10	12:33:23.937	54.922	+0.283	21.857	16.410	16.655
3	12:26:58.046	54.910	+0.276	21.993	16.440	16.477	11	12:34:19.065	55.128	+0.489	22.198	16.363	16.567
4	12:27:53.034	54.988	+0.354	21.989	16.468	16.531	12	12:35:13.984	54.919	+0.280	21.889	16.421	16.609
5	12:28:47.668	54.634		21.865	16.335	16.434	13	12:36:08.764	54.780	+0.141	21.982	16.323	16.475
6	12:29:42.563	54.895	+0.261	22.049	16.328	16.518	14	12:37:03.719	54.955	+0.316	22.028	16.475	16.452
7	12:30:37.571	55.008	+0.374	22.113	16.361	16.534	15	12:37:58.710	54.991	+0.352	22.047	16.392	16.552
8	12:31:32.578	55.007	+0.373	22.026	16.398	16.583	16	12:38:53.448	54.738	+0.099	21.911	16.335	16.492
9	12:32:27.635	55.057	+0.423	21.990	16.474	16.593	17	12:39:48.335	54.887	+0.248	21.969	16.395	16.523
10	12:33:22.466	54.831	+0.197	21.934	16.363	16.534	(509) Sebastian Rumpelhardt						
11	12:34:17.172	54.706	+0.072	21.935	16.307	16.464	1	12:25:10.338	56.576	+1.850	22.924	16.874	16.778
12	12:35:12.168	54.996	+0.362	21.989	16.390	16.617	2	12:26:05.229	54.891	+0.165	21.887	16.516	16.488
13	12:36:06.889	54.721	+0.087	21.874	16.360	16.487	3	12:27:00.280	55.051	+0.325	21.932	16.605	16.514
14	12:37:01.787	54.898	+0.264	22.022	16.372	16.504	4	12:27:55.186	54.906	+0.180	21.835	16.559	16.512
15	12:37:56.685	54.898	+0.264	22.029	16.385	16.484	5	12:28:50.086	54.900	+0.174	21.822	16.476	16.602
16	12:38:51.480	54.795	+0.161	21.934	16.372	16.489	6	12:29:44.945	54.859	+0.133	21.853	16.416	16.590
17	12:39:46.365	54.885	+0.251	21.961	16.393	16.531	7	12:30:39.994	55.049	+0.323	21.869	16.380	16.800
(566) Roberto Pesewski							8	12:31:34.720	54.726		21.832	16.389	16.505
1	12:25:08.518	55.602	+0.901	22.491	16.506	16.605	9	12:32:29.498	54.778	+0.052	21.847	16.419	16.512
2	12:26:03.580	55.062	+0.361	21.995	16.408	16.659	10	12:33:24.475	54.977	+0.251	21.995	16.379	16.603
3	12:26:58.683	55.103	+0.402	21.999	16.472	16.632	11	12:34:19.600	55.125	+0.399	21.846	16.733	16.546
4	12:27:53.507	54.824	+0.123	21.937	16.383	16.504	12	12:35:14.375	54.775	+0.049	21.977	16.321	16.477
5	12:28:48.415	54.908	+0.207	21.940	16.372	16.596	13	12:36:09.171	54.796	+0.070	21.908	16.313	16.575
6	12:29:43.137	54.722	+0.021	21.897	16.301	16.524	14	12:37:04.167	54.996	+0.270	21.833	16.488	16.675
7	12:30:38.049	54.912	+0.211	22.004	16.323	16.585	15	12:37:59.213	55.046	+0.320	21.878	16.601	16.567
8	12:31:33.004	54.955	+0.254	22.003	16.378	16.574	16	12:38:54.232	55.019	+0.293	21.883	16.543	16.593
9	12:32:27.924	54.920	+0.219	21.967	16.352	16.601	17	12:39:49.161	54.929	+0.203	21.832	16.325	16.772
10	12:33:22.743	54.819	+0.118	21.950	16.351	16.518	(510) Carl Cleirbaut						
11	12:34:17.545	54.802	+0.101	21.950	16.364	16.488	1	12:25:09.299	55.802	+1.069	22.792	16.447	16.563
12	12:35:12.435	54.890	+0.189	22.018	16.326	16.546	2	12:26:04.553	55.254	+0.521	22.020	16.651	16.583
13	12:36:07.136	54.701		21.903	16.328	16.470	3	12:26:59.623	55.070	+0.337	22.118	16.309	16.643
14	12:37:02.259	55.123	+0.422	22.208	16.440	16.475	4	12:27:54.448	54.825	+0.092	22.009	16.317	16.499
15	12:37:56.979	54.720	+0.019	21.921	16.310	16.489	5	12:28:49.423	54.975	+0.242	21.931	16.459	16.585
16	12:38:51.834	54.855	+0.154	21.940	16.405	16.510	6	12:29:44.156	54.733		21.896	16.307	16.530
17	12:39:46.540	54.706	+0.005	21.852	16.340	16.514	7	12:30:38.954	54.798	+0.065	21.931	16.353	16.514
(526) Michael Becker							8	12:31:33.820	54.866	+0.133	21.973	16.338	16.555
1	12:25:08.757	55.648	+0.909	22.589	16.451	16.608	9	12:32:28.674	54.854	+0.121	21.896	16.426	16.532
2	12:26:04.191	55.434	+0.695	22.296	16.555	16.583	10	12:33:23.805	55.131	+0.398	21.900	16.552	16.679
3	12:26:59.259	55.068	+0.329	22.149	16.366	16.553	11	12:34:19.484	55.679	+0.946	22.389	16.624	16.666
4	12:27:54.223	54.964	+0.225	21.978	16.386	16.600	12	12:35:14.951	55.467	+0.734	22.432	16.487	16.548
5	12:28:49.087	54.864	+0.125	21.996	16.363	16.505	13	12:36:09.717	54.766	+0.033	21.908	16.339	16.519
6	12:29:43.883	54.796	+0.057	21.953	16.294	16.549	14	12:37:04.903	55.186	+0.453	21.971	16.655	16.560
7	12:30:38.788	54.905	+0.166	22.001	16.327	16.577	15	12:37:59.739	54.836	+0.103	21.961	16.367	16.508
8	12:31:33.657	54.869	+0.130	21.942	16.377	16.550	16	12:38:54.596	54.857	+0.124	22.018	16.294	16.545
9	12:32:28.500	54.843	+0.104	21.927	16.394	16.522	17	12:39:49.415	54.819	+0.086	21.888	16.333	16.598
10	12:33:23.339	54.839	+0.100	21.897	16.375	16.567	(555) Christophe Adams						
11	12:34:18.098	54.759	+0.020	21.897	16.334	16.528	1	12:25:10.603	56.969	+2.148	22.994	16.903	17.072
12	12:35:12.837	54.739		21.930	16.326	16.483	2	12:26:05.823	55.220	+0.399	22.104	16.457	16.659
13	12:36:07.589	54.752	+0.013	21.807	16.361	16.584	3	12:27:01.145	55.322	+0.501	22.205	16.428	16.689
14	12:37:02.591	55.002	+0.263	21.921	16.512	16.569	4	12:27:56.370	55.225	+0.404	22.012	16.474	16.739
15	12:37:57.425	54.834	+0.095	21.991	16.326	16.517	5	12:28:51.424	55.054	+0.233	21.960	16.430	16.664
16	12:38:52.207	54.782	+0.043	21.905	16.387	16.490	6	12:29:46.320	54.896	+0.075	21.957	16.346	16.593
17	12:39:47.035	54.828	+0.089	21.916	16.342	16.570	7	12:30:41.319	54.999	+0.178	21.964	16.388	16.647
(588) Euripides Hatzistefanis							8	12:31:36.225	54.906	+0.085	21.953	16.354	16.599
1	12:25:09.054	55.956	+1.317	22.936	16.391	16.629	9	12:32:31.276	55.051	+0.230	22.031	16.389	16.631
2	12:26:04.363	55.309	+0.670	22.020	16.764	16.525	10	12:33:26.135	54.859	+0.038	21.916	16.342	16.601
3	12:27:00.062	55.699	+1.060	22.667	16.384	16.648	11	12:34:21.051	54.916	+0.095	21.943	16.370	16.603
4	12:27:54.941	54.879	+0.240	21.939	16.452	16.488	12	12:35:15.872	54.821		21.948	16.303	16.570
5	12:28:49.717	54.776	+0.137	21.916	16.328	16.532	13	12:36:10.737	54.865	+0.044	21.932	16.334	16.599
6	12:29:44.356	54.639		21.881	16.343	16.415	14	12:37:05.608	54.871	+0.050	21.958	16.366	16.547
7	12:30:39.463	55.107	+0.468	22.075	16.484	16.548	15	12:38:00.445	54.837	+0.016	21.932	16.346	16.559
							16	12:38:55.315	54.870	+0.049	21.882	16.414	16.574

Rotax Max Euro Trophy Open Genk

DD2 Masters

Genk 1,360 Km

Final 1

21.04.2019 12:20

Race (14:00 and 1 Laps) started at 12:24:12

Lap	Time of Day	Lap Tm	Diff	S1 Tm	S2 Tm	S3 Tm	Lap	Time of Day	Lap Tm	Diff	S1 Tm	S2 Tm	S3 Tm
17	12:39:50.309	54.994	+0.173	21.995	16.409	16.590	7	12:30:50.182	55.930	+0.139	22.332	16.761	16.837
(508) Konrad Bayer							8	12:31:46.318	56.136	+0.345	22.471	16.802	16.863
1	12:25:10.802	56.997	+2.123	23.212	16.771	17.014	9	12:32:42.387	56.069	+0.278	22.505	16.774	16.790
2	12:26:06.192	55.390	+0.516	22.176	16.506	16.708	10	12:33:38.418	56.031	+0.240	22.567	16.610	16.854
3	12:27:01.461	55.269	+0.395	22.060	16.494	16.715	11	12:34:34.209	55.791		22.431	16.594	16.766
4	12:27:56.705	55.244	+0.370	22.034	16.493	16.717	12	12:35:30.114	55.905	+0.114	22.311	16.816	16.778
5	12:28:51.728	55.023	+0.149	21.882	16.470	16.671	13	12:36:26.361	56.247	+0.456	22.721	16.669	16.857
6	12:29:46.602	54.874		21.905	16.338	16.631	14	12:37:22.666	56.305	+0.514	22.571	16.824	16.910
7	12:30:41.901	55.299	+0.425	22.099	16.536	16.664	15	12:38:19.071	56.405	+0.614	22.574	17.046	16.785
8	12:31:37.026	55.125	+0.251	22.000	16.545	16.580	16	12:39:15.365	56.294	+0.503	22.293	16.926	17.075
9	12:32:32.075	55.049	+0.175	21.948	16.492	16.609	17	12:40:11.727	56.362	+0.571	22.608	16.853	16.901
10	12:33:27.063	54.988	+0.114	21.936	16.457	16.595							
11	12:34:22.242	55.179	+0.305	21.948	16.590	16.641							
12	12:35:17.609	55.367	+0.493	22.154	16.501	16.712							
13	12:36:12.656	55.047	+0.173	21.957	16.476	16.614							
14	12:37:07.914	55.258	+0.384	22.200	16.456	16.602							
15	12:38:03.202	55.288	+0.414	22.071	16.604	16.613							
16	12:38:58.621	55.419	+0.545	22.087	16.589	16.743							
17	12:39:53.789	55.168	+0.294	21.986	16.479	16.703							
(521) Bruno Dos Santos													
1	12:25:10.998	57.209	+2.081	23.457	16.821	16.931							
2	12:26:06.752	55.754	+0.626	22.404	16.600	16.750							
3	12:27:02.542	55.790	+0.662	22.412	16.617	16.761							
4	12:27:57.946	55.404	+0.276	22.176	16.584	16.644							
5	12:28:53.573	55.627	+0.499	22.212	16.703	16.712							
6	12:29:48.952	55.379	+0.251	22.144	16.503	16.732							
7	12:30:44.385	55.433	+0.305	22.253	16.476	16.704							
8	12:31:39.844	55.459	+0.331	22.201	16.555	16.703							
9	12:32:35.099	55.255	+0.127	22.115	16.529	16.611							
10	12:33:30.572	55.473	+0.345	22.124	16.553	16.796							
11	12:34:26.101	55.529	+0.401	22.298	16.528	16.703							
12	12:35:21.377	55.276	+0.148	22.147	16.439	16.690							
13	12:36:16.505	55.128		22.002	16.475	16.651							
14	12:37:11.741	55.236	+0.108	22.102	16.484	16.650							
15	12:38:06.998	55.257	+0.129	22.074	16.515	16.668							
16	12:39:02.222	55.224	+0.096	22.087	16.467	16.670							
17	12:39:57.549	55.327	+0.199	22.115	16.455	16.757							
(577) Maxim Shaposhnikov													
1	12:25:11.316	57.047	+1.182	23.416	16.853	16.778							
2	12:26:07.301	55.985	+0.120	22.478	16.715	16.792							
3	12:27:03.166	55.865		22.351	16.712	16.802							
4	12:27:59.092	55.926	+0.061	22.356	16.718	16.852							
5	12:28:55.114	56.022	+0.157	22.354	16.735	16.933							
6	12:29:51.544	56.430	+0.565	22.417	16.999	17.014							
7	12:30:48.127	56.583	+0.718	22.688	16.859	17.036							
8	12:31:44.679	56.552	+0.687	22.602	16.902	17.048							
9	12:32:41.115	56.436	+0.571	22.646	16.773	17.017							
10	12:33:37.515	56.400	+0.535	22.516	16.820	17.064							
11	12:34:33.828	56.313	+0.448	22.521	16.797	16.995							
12	12:35:30.048	56.220	+0.355	22.415	16.830	16.975							
13	12:36:26.178	56.130	+0.265	22.459	16.710	16.961							
14	12:37:22.598	56.420	+0.555	22.548	16.883	16.989							
15	12:38:18.962	56.364	+0.499	22.424	16.871	17.069							
16	12:39:15.247	56.285	+0.420	22.284	16.774	17.227							
17	12:40:11.625	56.378	+0.513	22.430	16.852	17.096							
(572) Tanju Yildiz													
1	12:25:12.053	57.848	+2.057	23.609	17.038	17.201							
2	12:26:08.577	56.524	+0.733	22.669	16.776	17.079							
3	12:27:05.029	56.452	+0.661	22.545	16.986	16.921							
4	12:28:01.612	56.583	+0.792	22.558	16.949	17.076							
5	12:28:57.996	56.384	+0.593	22.643	16.797	16.944							
6	12:29:54.252	56.256	+0.465	22.503	16.777	16.976							

Rotax Max Euro Trophy Open Genk

DD2 Masters


Genk 1,360 Km

Final 2

21.04.2019 15:20

Race (14:00 and 1 Laps)

6	572	
	11	
5	521	577
	9	10
4	555	508
	7	8
3	509	510
	5	6
2	526	588
	3	4
1	561	566
	POLE POSITION 1	2



Rotax Max Euro Trophy Open Genk

DD2 Masters

Genk 1,360 Km

Final 2

21.04.2019 15:20

Race (14:00 and 1 Laps) started at 15:22:39

Pos	No.	Name	Nat	Chassis	Raceteam	Laps	Total Tm	Diff	Best Tm	In Lap	km/h	Points
1	566	Roberto Pesevski	AUT	SODIKART	KSCA SODI AUSTRIA TEAM	17	15:37.197		54.648	16	89,592	25
2	509	Sebastian Rumpelhardt	GER	TONY	RS COMPETITION	17	15:38.068	0.871	54.661	15	89,570	20
3	555	Christophe Adams	BEL	SODIKART	TEAM LA PUTREL	17	15:39.343	2.146	54.673	15	89,551	16
4	526	Michael Becker	GER	TONY	RS COMPETITION	17	15:39.679	2.482	54.720	15	89,474	13
5	561	Slawomir Muranski	POL	TONY	46 TEAM	17	15:40.271	3.074	54.773	14	89,387	11
6	521	Bruno Dos Santos	FRA	SODI	DOS SANTOS	17	15:42.094	4.897	54.893	16	89,192	10
7	572	Tanju Yildiz	GER	KOSMIC	FM RACING	17	15:56.936	19.739	55.300	13	88,535	9
8	577	Maxim Shaposhnikov	RUS	BIRELART	BIRELART BALTICS	17	16:05.908	28.711	56.288	13	86,981	8
9	510	Carl Cleirbaut	BEL	TONY	BOUVIN POWER	7	6:33.857	10 Laps	55.593	4	88,069	7
10	588	Euripides Hatzistefanis	ESP	TONY	HATZISTEFANIS EURIPIDES	3	2:56.495	14 Laps	55.690	3	87,915	6
11	508	Konrad Bayer	GER	TONY	RS COMPETITION		6.063	17 Laps		0	-	5

Announcements

These results are provisional until the conclusion of any judicial and technical matters!

Started: 11 Classified: 11 Not classified: 0

508 +5 sec. time penalty (causing a collision)

Margin of Victory	Ø km/h	Best Lap Tm	km/h	Best Lap by
0.871	88,810	54.648	89,592	566 - Roberto Pesevski

Official Timing camp-company.de/mwraceconsulting.com

Orbits

Timekeeping Monika Riehmers:

Clerk of the course Thomas Lainer:

www.mylaps.com

Steward (Chairman) Nikolas Spaderna:

Chief Scrutineer Paul Klaassen:

Licensed to: MW Race Consulting

Printed: 21.04.2019 15:43:06

posted at:

h

Rotax Max Euro Trophy Open Genk

DD2 Masters

Genk 1,360 Km

Final 2

21.04.2019 15:20

Race (14:00 and 1 Laps) started at 15:22:39

Lap	Time of Day	Lap Tm	Diff	S1 Tm	S2 Tm	S3 Tm	Lap	Time of Day	Lap Tm	Diff	S1 Tm	S2 Tm	S3 Tm
(566) Roberto Pesevski							8	15:30:05.124	55.032	+0.312	21.999	16.485	16.548
1	15:23:35.697	56.514	+1.866	22.841	16.775	16.898	9	15:31:00.228	55.104	+0.384	22.062	16.462	16.580
2	15:24:31.738	56.041	+1.393	22.432	16.799	16.810	10	15:31:55.067	54.839	+0.119	21.956	16.388	16.495
3	15:25:27.363	55.625	+0.977	22.290	16.587	16.748	11	15:32:49.879	54.812	+0.092	21.940	16.407	16.465
4	15:26:22.827	55.464	+0.816	22.226	16.564	16.674	12	15:33:44.767	54.888	+0.168	22.016	16.389	16.483
5	15:27:18.108	55.281	+0.633	22.165	16.438	16.678	13	15:34:39.609	54.842	+0.122	21.962	16.387	16.493
6	15:28:13.312	55.204	+0.556	22.095	16.468	16.641	14	15:35:34.499	54.890	+0.170	21.933	16.439	16.518
7	15:29:08.373	55.061	+0.413	22.067	16.397	16.597	15	15:36:29.219	54.720		21.882	16.374	16.464
8	15:30:03.362	54.989	+0.341	22.042	16.371	16.576	16	15:37:23.999	54.780	+0.060	21.939	16.327	16.514
9	15:30:58.322	54.960	+0.312	22.031	16.397	16.532	17	15:38:18.862	54.863	+0.143	21.978	16.373	16.512
10	15:31:53.188	54.866	+0.218	21.971	16.381	16.514	(561) Slawomir Muranski						
11	15:32:47.994	54.806	+0.158	21.944	16.320	16.542	1	15:23:35.786	56.597	+1.824	22.646	17.085	16.866
12	15:33:42.736	54.742	+0.094	21.935	16.342	16.465	2	15:24:32.748	56.962	+2.189	22.533	16.897	17.532
13	15:34:37.443	54.707	+0.059	21.902	16.345	16.460	3	15:25:29.048	56.300	+1.527	22.452	16.624	17.224
14	15:35:32.247	54.804	+0.156	21.917	16.321	16.566	4	15:26:24.499	55.451	+0.678	22.231	16.554	16.666
15	15:36:26.909	54.662	+0.014	21.841	16.322	16.499	5	15:27:19.746	55.247	+0.474	22.132	16.489	16.626
16	15:37:21.557	54.648		21.844	16.304	16.500	6	15:28:15.012	55.266	+0.493	22.098	16.549	16.619
17	15:38:16.380	54.823	+0.175	21.888	16.394	16.541	7	15:29:10.301	55.289	+0.516	22.267	16.461	16.561
(509) Sebastian Rumpelhardt							8	15:30:05.389	55.088	+0.315	22.040	16.490	16.558
1	15:23:36.122	56.582	+1.921	22.861	16.855	16.866	9	15:31:00.595	55.206	+0.433	22.111	16.515	16.580
2	15:24:32.198	56.076	+1.415	22.302	16.922	16.852	10	15:31:55.494	54.899	+0.126	21.998	16.450	16.451
3	15:25:27.910	55.712	+1.051	22.191	16.733	16.788	11	15:32:50.395	54.901	+0.128	22.018	16.415	16.468
4	15:26:23.401	55.491	+0.830	22.177	16.550	16.764	12	15:33:45.253	54.858	+0.085	21.920	16.428	16.510
5	15:27:18.720	55.319	+0.658	22.129	16.578	16.612	13	15:34:40.165	54.912	+0.139	22.012	16.417	16.483
6	15:28:13.964	55.244	+0.583	22.023	16.560	16.661	14	15:35:34.938	54.773		21.917	16.381	16.475
7	15:29:09.185	55.221	+0.560	22.012	16.622	16.587	15	15:36:29.727	54.789	+0.016	21.962	16.380	16.447
8	15:30:04.055	54.870	+0.209	21.920	16.409	16.541	16	15:37:24.540	54.813	+0.040	21.900	16.441	16.472
9	15:30:59.195	55.140	+0.479	22.075	16.437	16.628	17	15:38:19.454	54.914	+0.141	21.917	16.460	16.537
10	15:31:54.049	54.854	+0.193	21.966	16.391	16.497	(521) Bruno Dos Santos						
11	15:32:48.906	54.857	+0.196	21.955	16.407	16.495	1	15:23:39.364	58.870	+3.977	23.905	17.822	17.143
12	15:33:43.630	54.724	+0.063	21.834	16.375	16.515	2	15:24:35.005	55.641	+0.748	22.239	16.582	16.820
13	15:34:38.378	54.748	+0.087	21.865	16.392	16.491	3	15:25:30.191	55.186	+0.293	22.077	16.485	16.624
14	15:35:33.145	54.767	+0.106	21.893	16.379	16.495	4	15:26:25.493	55.302	+0.409	22.078	16.546	16.678
15	15:36:27.806	54.661		21.803	16.375	16.483	5	15:27:20.869	55.376	+0.483	22.233	16.407	16.736
16	15:37:22.573	54.767	+0.106	21.883	16.388	16.496	6	15:28:16.039	55.170	+0.277	22.033	16.532	16.605
17	15:38:17.251	54.678	+0.017	21.821	16.357	16.500	7	15:29:11.101	55.062	+0.169	22.021	16.453	16.588
(555) Christophe Adams							8	15:30:06.098	54.997	+0.104	22.025	16.456	16.516
1	15:23:37.946	57.572	+2.899	23.560	17.317	16.695	9	15:31:01.116	55.018	+0.125	21.956	16.450	16.612
2	15:24:33.413	55.467	+0.794	22.135	16.595	16.737	10	15:31:56.212	55.096	+0.203	22.038	16.537	16.521
3	15:25:28.736	55.323	+0.650	22.087	16.519	16.717	11	15:32:51.210	54.998	+0.105	22.049	16.407	16.542
4	15:26:23.941	55.205	+0.532	22.044	16.513	16.648	12	15:33:46.286	55.076	+0.183	22.132	16.378	16.566
5	15:27:19.306	55.365	+0.692	22.174	16.483	16.708	13	15:34:41.335	55.049	+0.156	22.030	16.444	16.575
6	15:28:14.639	55.333	+0.660	22.129	16.508	16.696	14	15:35:36.246	54.911	+0.018	21.978	16.408	16.525
7	15:29:09.751	55.112	+0.439	22.053	16.423	16.636	15	15:36:31.156	54.910	+0.017	21.864	16.398	16.648
8	15:30:04.675	54.924	+0.251	21.955	16.371	16.598	16	15:37:26.049	54.893		21.943	16.421	16.529
9	15:30:59.727	55.052	+0.379	22.017	16.417	16.618	17	15:38:21.277	55.228	+0.335	21.973	16.556	16.699
10	15:31:54.751	55.024	+0.351	21.993	16.418	16.613	(572) Tanju Yildiz						
11	15:32:49.614	54.863	+0.190	21.945	16.343	16.575	1	15:23:39.582	58.775	+3.475	23.847	17.918	17.010
12	15:33:44.466	54.852	+0.179	21.898	16.344	16.610	2	15:24:36.358	56.776	+1.476	22.539	17.376	16.861
13	15:34:39.299	54.833	+0.160	21.927	16.348	16.558	3	15:25:33.193	56.835	+1.535	22.753	17.201	16.881
14	15:35:34.265	54.966	+0.293	22.064	16.335	16.567	4	15:26:29.671	56.478	+1.178	22.702	16.725	17.051
15	15:36:28.938	54.673		21.852	16.293	16.528	5	15:27:26.124	56.453	+1.153	22.581	16.973	16.899
16	15:37:23.616	54.678	+0.005	21.849	16.305	16.524	6	15:28:22.161	56.037	+0.737	22.616	16.600	16.821
17	15:38:18.526	54.910	+0.237	21.985	16.394	16.531	7	15:29:17.730	55.569	+0.269	22.210	16.576	16.783
(526) Michael Becker							8	15:30:13.359	55.629	+0.329	22.214	16.693	16.722
1	15:23:36.306	56.872	+2.152	23.188	16.855	16.829	9	15:31:08.904	55.545	+0.245	22.221	16.562	16.762
2	15:24:32.649	56.343	+1.623	22.367	16.875	17.101	10	15:32:04.448	55.544	+0.244	22.109	16.571	16.864
3	15:25:28.254	55.605	+0.885	22.280	16.568	16.757	11	15:33:00.059	55.611	+0.311	22.208	16.767	16.636
4	15:26:23.666	55.412	+0.692	22.179	16.618	16.615	12	15:33:55.396	55.337	+0.037	22.142	16.488	16.707
5	15:27:19.065	55.399	+0.679	22.163	16.536	16.700	13	15:34:50.696	55.300		21.946	16.609	16.745
6	15:28:14.862	55.797	+1.077	22.108	16.833	16.856	14	15:35:46.147	55.451	+0.151	22.173	16.545	16.733
7	15:29:10.092	55.230	+0.510	22.143	16.523	16.564	15	15:36:41.618	55.471	+0.171	22.045	16.648	16.778
							16	15:37:37.469	55.851	+0.551	22.371	16.698	16.782

Rotax Max Euro Trophy Open Genk

DD2 Masters

Genk 1,360 Km

Final 2

21.04.2019 15:20

Race (14:00 and 1 Laps) started at 15:22:39

Lap	Time of Day	Lap Tm	Diff	S1 Tm	S2 Tm	S3 Tm	Lap	Time of Day	Lap Tm	Diff	S1 Tm	S2 Tm	S3 Tm
17	15:38:36.119	58.650	+3.350	22.136	17.161	19.353							
(577) Maxim Shaposhnikov													
1	15:23:39.148	58.597	+2.309	23.780	17.804	17.013							
2	15:24:36.243	57.095	+0.807	22.947	17.106	17.042							
3	15:25:33.058	56.815	+0.527	22.725	17.032	17.058							
4	15:26:29.488	56.430	+0.142	22.640	16.819	16.971							
5	15:27:26.250	56.762	+0.474	22.705	16.916	17.141							
6	15:28:23.111	56.861	+0.573	23.082	16.866	16.913							
7	15:29:19.839	56.728	+0.440	22.665	17.014	17.049							
8	15:30:16.459	56.620	+0.332	22.760	16.883	16.977							
9	15:31:12.898	56.439	+0.151	22.521	16.935	16.983							
10	15:32:09.428	56.530	+0.242	22.645	16.965	16.920							
11	15:33:05.999	56.571	+0.283	22.626	16.913	17.032							
12	15:34:02.581	56.582	+0.294	22.734	16.839	17.009							
13	15:34:58.869	56.288		22.522	16.767	16.999							
14	15:35:55.338	56.469	+0.181	22.516	16.990	16.963							
15	15:36:51.951	56.613	+0.325	22.696	16.952	16.965							
16	15:37:48.535	56.584	+0.296	22.756	16.877	16.951							
17	15:38:45.091	56.556	+0.268	22.475	16.894	17.187							
(510) Carl Cleirbaut													
1	15:23:37.086	57.213	+1.620	23.156	17.150	16.907							
2	15:24:33.493	56.407	+0.814	22.351	16.948	17.108							
3	15:25:29.418	55.925	+0.332	22.457	16.743	16.725							
4	15:26:25.011	55.593		22.256	16.709	16.628							
5	15:27:20.953	55.942	+0.349	22.173	16.652	17.117							
6	15:28:17.179	56.226	+0.633	22.510	16.792	16.924							
7	15:29:13.040	55.861	+0.268	22.267	16.880	16.714							
(588) Euripides Hatzistefanis													
1	15:23:44.046	1:04.519	+8.829	24.120	23.344	17.055							
2	15:24:39.988	55.942	+0.252	22.405	16.696	16.841							
3	15:25:35.678	55.690		22.258	16.664	16.768							

Rotax Max Euro Trophy Open Genk

DD2 Masters

Genk 1,360 Km

Dayresult DD2 Masters

Pos	No.	Name	Nat	Chassis	Raceteam	Total points	Diff	F1	F2
1	566	Roberto Pesevski	AUT	SODIKART	KSCA SODI AUSTRIA TEAM	45	0	20	25
2	561	Slawomir Muranski	POL	TONY	46 TEAM	36	9	25	11
3	509	Sebastian Rumpelhardt	GER	TONY	RS COMPETITION	31	14	11	20
4	526	Michael Becker	GER	TONY	RS COMPETITION	29	16	16	13
5	555	Christophe Adams	BEL	SODIKART	TEAM LA PUTREL	25	20	9	16
6	588	Euripides Hatzistefanis	ESP	TONY	HATZISTEFANIS EURIPIDES	19	26	13	6
7	521	Bruno Dos Santos	FRA	SODI	DOS SANTOS	17	28	7	10
8	510	Carl Cleirbaut	BEL	TONY	BOUVIN POWER	17	28	10	7
9	572	Tanju Yildiz	GER	KOSMIC	FM RACING	14	31	5	9
10	577	Maxim Shaposhnikov	RUS	BIRELART	BIRELART BALTICS	14	31	6	8
11	508	Konrad Bayer	GER	TONY	RS COMPETITION	13	32	8	5

Announcements

These results are provisional until the conclusion of any judicial and technical matters!